

UBIQUITOUS CONNECTIVITY AND CONTROL SYSTEM FOR REMOTE LOCATIONS

Related Application

This application is a divisional of United States Application No. 11/163,372, filed October 17, 2005, pending, which is a divisional of United States Application No. 11/160,006, filed June 6, 2005, now United States Patent No. 6,990,335, patented on January 24, 2006, which claims the benefit of United States Provisional Application No. 60/522,887, filed November 18, 2004, in the name of Charles Shamoon and entitled "Ubiquitous Connectivity and Control System for Remote Locations".

Field of the Invention

The present invention relates to a remote monitoring and control system for an environment. More specifically, the system relates to on demand bidirectional communication between a remote access unit and a multifunctional base control unit in a geographically remote location.

Background of the Invention

In addition to a main residence, modern times provide people and families with vacation homes that are geographically remote from the regular places of residence. Also, owners of businesses generally have their place of business remote from their residence. These structures tend to be affected by changes in environmental characteristics, either natural (i.e., weather conditions), or non-natural (i.e., vandalism, break-ins, etc.). Generally, a thermostat monitors the ambient temperature and regulates a heating/cooling appliance to keep the building within the predefined temperature range thereby accomplishing the typical environmental control. The typical thermostat only monitors the ambient temperatures. Where the building is in a volatile climatic region, it is not always feasible to maintain the full functions of the appliances year round. For example, a building located in a region known for very warm temperatures, if the owner resides several hundred miles away, there would be no need to activate a cooling system on an abnormally warm day during a virtually cool season. There is no system found that monitors the ambient environmental factors

within a predefined range of values, upon an exception to the predefined values, alerts the remotely located owner, and allows the owner to remotely redefine the acceptable environmental parameters. Thus a remote control system solving the aforementioned problem, as well as several others, is desired.

The home control industry is a rapidly growing, multi-billion dollar industry. This growth has been accompanied by the recent development of smart appliances and efforts to develop a universal protocol for home control by major companies. The present invention provides the next major development in today's home control industry, ubiquitous connectivity and control of structure environment.

The home control industry has taken steps toward ubiquitous connectivity and control over the years, but these steps have fallen short until now. The home control industry has moved from ultrasonic remote control to infrared remote control to local RF remote control and on to land-line phone home-away-from-home remote control. The advent of improved cell phone technology provided more mobility and convenience to home-away-from-home control. High-speed and wireless Internet access has allowed

connectivity to the home through home-based and wireless laptop computers. While an advance in connectivity, mobile Internet connectivity, like its predecessors, is not without significant challenges, especially with mobility and convenience.

The invention of the microcontroller and microcomputer has spawned a robust industry in home automation. An endless number of systems have been created by hobbyist, commercial, and industrial developers. Processes and devices for which automation has been pioneered include audio systems, video systems, security and surveillance systems, lighting systems, watering and irrigation systems, systems for measurement of vital statistics for medical patients, and garage door openers, to name a few. The typical control architecture includes a transmitter and a receiver in which a command is issued by the transmitter and is executed in response by the receiver. Communications links have used radio frequency, infrared, and ultrasonic technologies.

Other technologies used for home automation include power line carrier and telephone line. Power line carrier and telephone line systems both have the benefit of being able to use existing facility wiring for communications. Each has its own benefits and

detriments. Power line systems operate on existing building electrical wiring while telephone line systems use existing telephone wiring. Electrical wiring is usually available in more locations within a building than is telephone wiring. Telephone line systems are generally more secure.

By far the most popular and ubiquitous power line carrier system is the X10. This system use transmitter, receiver, and controller modules connected to the building wiring, usually by plugging directly into an electrical outlet. Each module is individually addressed by a companion module, which is responsive to commands issued or received that are encoded with a preset digital address. The X10 system, like most power line carrier technologies, is characteristically confined to operation within a very limited area, such as within a single building. Newer interfaces have been developed to allow control of a broad range of external communications systems with X10 systems.

The need to expand the geographic range of control for a limited system, such as power line carrier, radio frequency, or infrared, led to the development of telephone interfaces, including voice, DTMF, and Caller ID. While such systems allow users to

exercise control of their facilities remotely, they are not as user friendly and often use tones or cryptic, hard-to-understand, digitized voice prompts. Often a long distance call from a pay telephone was required to access the controller, which had to be interfaced with the facility telephone network.

The availability of personal computers, the Internet, and broadband networks has fueled the explosion in the number of home automation methods and devices. Controlling software is available for Windows, Macintosh, Linux, and DOS based computers. Every imaginable type of input-output port has been used to communicate data into and out of a computer. Examples of available interfaces usable for home automation and control purposes include USB, parallel port, joystick, serial (RS-232, RS-422, RS-485 and the like), audio, ActiveX, and TCP/IP. Bidirectional communications have become more prevalent, allowing a remote operator to not only control but also to observe and monitor the tasks performed by the automation system. Internet-based utilities allow control and monitoring of systems from any computer anywhere in the world.

One of the most relevant entries into the home automation universe is the cellular telephone. In their most basic mode, cell phones can be used to control the same systems accessible by conventional telephones through the dial-up POTS network. A more advanced method involves the use of the cell phone network's short message service ("SMS") in which text messages are sent to and received from a controlled system. SMS messages travel on the same cellular network (on the same physical layer) as standard voice calls but on a different logical channel.

Summary of the Invention

The present invention uses an on-demand digital, private, and direct communications interface to overcome the shortcomings and limitations of current communications interfacing. A digital, private, and direct-connect remote controller provides instant wireless connectivity to the home from anywhere in the world without dialing a number or waiting for a number of tones to send a command or to know the status of conditions in the home; provides silent and constant direct two-way communication privately and globally, with the home for control and monitoring of key functions; eliminates

limitations, immobility, and inopportunities to connect, monitor and control the home, globally; can be configured to interface with many existing and future home automation systems and technologies; provides instant ubiquitous control for the end-user; and, if so desired, eliminates the need for the PC, modems and interconnected wiring.

The digital private direct connect controller allows the end-user to finally realize true global connectivity to and control of the home.

Brief Description of the Drawings

The above features and advantages of the present invention will become apparent upon reading the following description taken in conjunction with the accompanying drawings in which:

Figure 1 is a block diagram illustrating a connectivity and control system according to an embodiment of the present invention;

Figure 2 is a block diagram of the remote control unit of the system of Figure 1;

Figure 3 is a block diagram of the essential components of the remote control unit of the system of Figure 1; and

Figure 4 is a block diagram of the base control unit of the system of Figure 1.

Similar reference characters denote corresponding features consistently throughout the attached drawings.

Detailed Description of the Preferred Embodiments

Referring to the drawings, Figure 1 illustrates a ubiquitous connectivity and control system 10 wherein a master remote control unit 12 at a geographically remote location 14 on demand interfaces with a base control unit 16 in a structure 18 to monitor and control associated devices 21 thereat through a short message and/or the data bearer cellular telephone network 22 including control towers 24. The system 10 further includes associated control units 26 that are enabled by the base control unit 16 to undertake select monitoring and controlling activities in a proximate area 28. Associated control units 26 and the master control unit 12 utilize the global position network 27 and/or the cellular telephone network 22 and towers 24 in order to determine their geographical

locations 14, 20 and report this information back to the base control unit 16 using the short message and /or data bearer services of the cellular telephone network 22 and control towers 24.

Referring to Figure 2, the master remote control unit 12 and associated remote control units 26 are Java/J2ME enable cellular telephones 30 having a keypad 32 with a plurality of keys 34 including a select button 36, and an LCD display 38 for displaying textual information 40 and graphical icons 42 responsive to commands received from the base control unit 16 or from other control units configured through base control unit 16 to work with system 10.

Referring to Figure 3, the cellular telephone 30 suitable as a remote control unit 12 or 26 includes a microcontroller 45 electrically interconnected with random access memory 44, read only memory 46, the keypad 32, and the LCD display 38. Power is supplied to the operational components by power control circuits 48 connected to rechargeable batteries 50. Wire 52 electrically interconnects charger 54 to system connector 49. Power from the system connector 49 is controlled through the system bus circuits 47 and microcontroller 45 to charge battery pack 50. The remote

control unit 12 communicates with external devices through the cellular RF interface circuits 56 connected to an antenna 58, a Bluetooth module 60, a universal serial bus (USB) module 62 or through system connector 49 and system bus circuits 47. Cellular voice and data communications are transmitted to and received from the cellular telephone network 22 by the wireless cellular rf circuits 56 in a conventional manner. The Bluetooth data is received and transmitted by the Bluetooth module 60. Global satellite positioning information is received by either an external GPS module 64 or by an integrated GPS receiver incorporated into the cellular RF circuits 56. Data from the external GPS receiver 64 is communicated over serial interface cable 67 connected to system connector 49 and is then transferred to microcontroller 45 through the system bus circuits 47. Audio communications are received on the microphone 66 and are transmitted on the audio speaker 68 through audio interface circuits 69.

The custom JAVA/J2ME application software is transferred into the ROM 46 for access by the microcontroller 45. The application software can be downloaded into the ROM 46 by transmission from the cellular network 22 to the antenna 58 to the microcontroller 45,

which stores the software therein. The application may also be downloaded by an external program device, such as a personal computer (not shown) by Bluetooth module 60, USB interface 62, or from the system connector 49. The RAM 44 provides service or scratchpad memory for computational use by microcontroller 45.

Referring to Figure 4, the base control unit 16 consists a wireless module 70 communicating with a microcontroller 106 for operating a number of separate subsystems. The microcontroller communicates with each of the subsystem components using either a serial or parallel communications bus depending upon the capabilities of the particular subsystem component.

The subsystems contained within the base control unit 16 consist of either off-the-shelf integrated circuits combined with discreet components or complete modules provided by other original equipment manufacturers (OEMs). As there are many different providers of components and modules, only one particular method of systems design and integration is described herein. Those skilled in the art will recognize that there are many ways to put together components and modules to achieve a design with similar features.

The base control unit 16 includes a plurality of communication interfaces 72, 74, 76, 78, 80, 82, 84 86 and 88 for providing the means for remote control and remote monitoring of the various subsystems within the residential environment. Remote monitoring and control can be achieved through either the wireless module 70 or the Ethernet interface 82. A multi-purpose expansion bus 89 is a proprietary bus providing a custom communications interface for accessories developed exclusively for use with the base control unit.

The base control unit 16 consists of an antenna 90 which is attached to the wireless interface module 70. The antenna connection may be made either directly through a connector incorporated as part of the antenna or through a coaxial cable so that the antenna 90 may be mounted at a location remote from the base control unit.

The wireless interface module 70 provides both voice and data communications capabilities to the base control unit 16 through audio interface 94, power interface 96 and I/O interface 98. A microphone 100 and a speaker 102 provide for voice communications to the user through the audio interface 94 of the wireless interface module 70. The power interface 96 provides

power to the module 70 via power supply 104 and also allows a system microcontroller 106 to control the on/off state of the module. The power supply 104 is connected to the structure power supply through connector 108. The I/O interface 98 provides for a data pathway for digital communications over bus 110 as well as providing the means for the system microcontroller 106 to control the various communications aspects of the wireless module 70. Data communicated over bus 110 is RS232 ASCII or text “AT” commands commonly used in telephone modem instruction sets.

The user interacts with the base station through keypad 120 and LCD display 112 to the system microcontroller 106. Applications software embedded into the on-board ROM of the microcontroller 106 provides the functionality for interpreting the keypad 120 input and for displaying appropriate messages on the LCD display 112. Alternatively, the LCD display 112 may be of the well known touch pad design in which the keypad 120 functions are performed by pressing against predetermined screen areas that correspond to key designations. Further, the LCD Display 112 and keypad 120 may be eliminated completely with the base control unit 16 including web services that enable communication through one

of the communications interfaces, such as the Ethernet 82 interface or the USB interface 80, to a connected personal computer equipped with a web browser or other communications software. The base control unit 16 is TCP/IP enabled, permitting its direct connection to a local area network or directly to the Internet. With this configuration, programming and customization of the applications software in the base control unit can be performed from anywhere in the world with an Internet connection.

The interfaces of the base control unit 16 provide for the control and the monitoring of a variety of subsystems within the residential environment as well as providing a means of expanding the functionality of the base station through the use of industry standard interface technologies including universal serial bus (USB) 80; the Ethernet (10/100/1000 Base-T) bus 82 and the RS-232 serial bus 78.

The interface 76, environmental sensor network, is implemented as a 1-Wire® network allowing for a number of various types of temperature, humidity, light-level and other sensors to be monitored by the base control unit 16. The 1-Wire® network is expandable to a wide array of devices including general purpose

digital and analog I/O devices which would allow for the control of actuators and relays that may be useful for control of air dampers, water control valves, electronic windows, vents and other such devices utilized within a typical residential environment.

The interface 74, the air handling control systems interface, provides the means by which the base station serves to control the heating, air conditioning and other air handling equipment within the residence. This interface is designed to replace the standard thermostat that is typically used within residential heating and cooling systems. The interface 74 may provide multi-zone thermostat functions control as well as an interface to electronic air dampers. The thermostat portion of the base control unit is capable of controlling an unlimited number of zones.

The serial data bus interface 78 allows for data communications with the wide range of devices on the market that support this type of communications interface. Examples of such data communications include desk top computers, modems, and fax machines.

The USB interface 80 allows the base control unit 16 to communicate with other devices that support this type of interface.

This bus can be used to expand the capabilities of the base station and add support for: persistent data storage; peripheral expansion devices (digital cameras etc); and other wireless interfaces (Bluetooth, 802.11).

The Digital Analog and I/O interfaces 84 and 86 respectively allow the base control unit to connect to a wide array of devices that interface to the real world. This allows the base control unit to serve as a bridge between simple devices and the networks to which the base station is connected. Examples of such would include: alarm systems; electronic locks; gate controls; pressure transducers; contact closures; and relays.

The multi-purpose expansion bus 89 is a proprietary bus that allows for the addition of custom accessories developed exclusively for use with the base station.

The power line interface 72 allows the base control unit to communicate over the power line to devices that support a power line communications interface. Examples of these type of interfaces are X10 and HomePlug.

The remote control units 12, 26 take advantage of either GPS Assisted ("GPSA") technology, an external GPS unit 64 or location

based information provided by the cellular network 22. GPSA technology uses cellular-based location information provided by cellular infrastructure pursuant to the E911 protocol or mandate. With GPSA, cellular telephone towers locations have their own GPS receivers installed such that their coordinates are already known and can be readily communicated to the remote control units such that the normal three to five minute delay inherent in GPS position determination is avoided. For remote control units without GPSA technology, an external GPS can be used to communicate geographic location to the software within the remote control unit. The cellular carrier can further provide location based information to the cellular handset by using the cellular towers to determine its geographic location.

Each remote control unit 12, 26 communicates with the base control unit 16 to affect the operational aspects thereof and peripheral equipment operatively attached thereto. For example, a remote control unit can command the base control unit 16 to enter an energy conservation mode. The user moves the cursor of the LCD screen 38 until the desired operational icon 42 is highlighted. The function associated with the icon 42 by the applications software is

triggered by pressing the select button 36. The applications software communicates the command to the base control unit 16 through the cellular telephone network 22. The command string so transmitted is received and processed by the base control unit 16. Upon entering this mode the base control unit 16 adjusts air handling systems, open or close dampers, open or close window coverings, and adjusts operation of a hot water heater to conserve power consumption of the home. In the preferred embodiment, the remote control units are conventional cellular telephone handsets that are equipped with a programming kernel, such as Java or J2ME that enables the telephone to be customized to perform functions that are not typical of standard cellular telephone operation. For example, to use a cellular telephone that has a home automation terminal in its conventional mode, the user would have to enter a telephone number, dial into a home automation controller, and press the telephone keys to send DTMF audio signals to the controller. After the session is completed, the user has to manually disconnect from the cellular network. The data path between the remote control unit and the base control unit is SMS ("simple message service".) However, the implemented port addressing

scheme allows short messages to the remote control unit to bypass standard cellular telephone functions and to operate the features of the unit independently. The desired port to be addressed on the receiving unit is configured in the user data header of the SMS message that is transmitted to the receiving unit as is well known in the art. Further, the various remote control units can send SMS information to and from one another, exclusive of the base control unit in order to change the status information for a particular user. For example, if one remote control unit desires to be inactive, a command is sent to the other remote control unit to change the personal status thereof as displayed on the other units. Similarly, the remote control units can send SMS messages to the applications running in the other remote control units to affect operation parameters of those receiving remote control units.

By way of illustration, if the base control unit notifies the remote control unit of an activation of an alarm system associated with the base control unit, the remote control unit receives textual messages and graphical indicators to alert the user. The user acknowledges receipt of the alert by pressing a button or entering a code. The communication does not involve the voice mode for

communicating between the two units. Use of a conventional programmable cellular telephone readily meets the regulatory requirement that a device that participates in the cellular network be FCC or CTIA approved.

SMS port addressing allows Mobile Terminated SMS messages to be processed within the cellular telephone's application software without user intervention. Such uses include Voice Mail notifications, Wireless Access Protocol WAP, E-mail, and Phone Provisioning. The Internet Assigned Numbers Authority (<http://www.iana.com>) is responsible for defining the use of the various ports and specific ranges of numbers have been assigned for use by application software.

When the Java software application is operationally accessed by microcontroller 45 and started within the remote control unit 12, it attaches itself to a specific port for the reception of SMS messages. All Mobile Terminated (MT) SMS messages that contain a User Data Header (UDH) that indicate a port address, such as 50120, will be forwarded to the application software for processing.

The following AT command sequence is illustrative of the commands the base station unit 16 sends to the wireless module 70

over serial communications interface 110 to send a message to the remote control unit 12 to notify it that the temperature in zone 0 is currently 72 degrees:

```
ATE=0 \r      Turn off echoing of characters sent to the
module
AT+CMGF=0 \rSet Module in PDU Message format
AT+CMGS=44 \r  Total length of PDU is 44 octets
0041000AC10294268088000023060504C3C800003C7AB90D
07E9DFEE724F041381EC6176BDDC13DD64A2970F <ctrl-Z>
```

The base control unit 16 is configured to interact with and respond to multiple remote control units 12. If multiple remote control units 12, or associate units 26 are deployed, one of the remote control units could be considered a master and all others could be considered slaves. Specific operational characteristics of the base control unit 16 may be configured as to only respond to commands from the master remote control unit. Alternatively, the remote control units may be segregated into classes such that the base control unit responds to commands and communicates

selected information to a class containing one or more remote control units. An example would be a first class consisting of remote control units operated by parents and a second class consisting of remote control units operated by children. Information pertaining to the activities of the children may be selectively reported by the base control unit to the parents. By way of illustration, when a child operating a remote control unit in the second class disarms the alarm system prior to entering the residence controlled by the base control unit, parents in the parent class are notified accordingly that the child has arrived at home. The class assignments and configurations are easily customized to provide the notifications desired by the authoritative system operators, in this case, the parents.

The GPS receiver module 64 including antenna 65 is optionally incorporated into the remote control unit 12 for allowing the remote control unit to communicate position information to the base control unit 16. The GPS may also be incorporated into wireless module 56, as in newer CDMA 2000 compatible cellular modules. This feature allows the base control unit to change its operational characteristics based upon the location of the remote control unit(s).

For example, the base control unit may adjust the water temperature and thermostats when one of the remote control units comes within a specific distance from the house. The geographic information that is acquired by the GPS subsystem in the remote control unit (whether it is a separate GPS unit or part of the module) can be compared to settings stored in either the remote control unit itself or the base control unit to provide capabilities such as Geo-Fencing, Asset Tracking, and Bio-Location (knowing where a living entity is located).

In the preferred embodiment, the position data are derived from NEMA data received from the GPS component. NEMA data includes latitude, longitude, time, velocity, and heading information. Each information packet is streamed once per second. Data are captured by the remote control unit, they are processed by its application software, and the results are transmitted by port-addressed SMS to the base control unit for proximity detection. Specific remote control units can be configured in such a way that they send a status message to the base control unit if they exceed a programmed set of boundary conditions. If desired, the base control

unit can on its own initiative query the remote control unit to learn its geographic location.

Geographic location information is programmed into the base control unit through keypad 120. Additionally, the geographic location of the base control unit may be entered into a GPS-enabled remote control unit through the application software user interface. A user-determined distance is then programmed into the remote control unit. When the remote control unit travels a distance that exceeds the programmed distance from the base control unit, the remote control unit reports this information to the base control unit. The base control unit will then send this information to the appropriate user or to a predetermined class of users. This is an example of geo-fencing and would be typically used to notify parents that one of their children has traveled beyond a set distance from the home.

The base control unit communicates status information to the remote control unit either on a periodic or event-driven basis. It can initiate communications based on its aggregated inputs, or it can respond to individual requests and commands received from the remote control unit.

Examples of events that could cause the base control unit to initiate a communications session with the remote control unit include fire or burglar alarm activation, HVAC or freezer temperature thresholds exceeded, equipment failures, an air filter change necessary, a change in the home state vector, (occupied, unoccupied) or a geographical boundary condition exceeded by one of the other remote control units.

In addition to communicating status information to the remote control unit, the base control unit will, as programmed, initiate corrective action for the indicated event. For example, upon communicating an alarm activation message to a remote control unit, the base control unit, upon detecting the presence of an authorized user arriving at the local location, could disable the alarm system. Upon the detection of a member of an authorized class member, the base control unit can start the operation of the whirlpool bath in anticipation of the user's arrival, turn on specified interior and exterior lighting, or increase or decrease the thermostatic set point for the heater or air conditioner.

Yet additional geographical dependent operation or control may be provided by the inherent aspects of Bluetooth wireless

technology presently available from a wide variety of professional and consumer electronic equipment manufacturers and vendors. Bluetooth radio-frequency protocol enabled devices allow totally wireless operation of devices such as computers, computer keyboards, printers, pointing devices, digital audio players, headphones, computer games, personal digital assistants, remote controls, and the like. Each Bluetooth device is characterized by one of three power classes: Class 1 is designed for long range (approximately 100m) devices, with a maximum output power of 20 dBm; Class 2 is for ordinary range devices (approximately 10m) devices, with a maximum output power of 4 dBm; and Class 3 is for short range devices (approximately 10cm) devices, with a maximum output power of 0 dBm. Class 2 devices are used in the preferred embodiment as they provide a beneficially sized geographic range or fence around the local location to allow the system to provide presence detection functionality.

Each chipset in a Bluetooth enabled device has a unique serial or identification number. To enable the base control unit to recognize and respond to the presence of a Bluetooth enabled device, the device must be physically held within operable range of

the control unit. The user instructs the control unit to request authorization from the Bluetooth device. An authorization code is manually entered into the base control unit and then into Bluetooth device. If the unique identification or serial number entered into each unit matches, it is stored and associated with the particular user or class of users, and the base control unit and the Bluetooth enable device are authenticated and are in communication with each other. At a periodic interval, the base control unit directs the Bluetooth master unit (located in the base control unit) to do a device discovery and report back the unique identification numbers it finds. If an identification number is not discovered, the user is assumed not within close proximity of the base control unit, which then reports the results to the designated class of users. If desired or necessary based on environmental circumstances, the Bluetooth receiver can be remotely located from the base control unit for controlled reception or to compensate for radio frequency coverage problems. The Bluetooth enabled device could be a cellular telephone, a watch, an MP3 player, a pendant, or any other Bluetooth equipped device compatible with current Bluetooth standards.

In the preferred embodiment, the Bluetooth enabled remote control unit may be programmed using Java J2ME to send a message to other remote control units when they detect a specific base station control units. This feature allows multiple base station control units in a large environment and the case that the remote control unit handles the notification.

While the preferred embodiment employs popular Bluetooth technology, it should be appreciated and understood that other presently available technologies, such as 802.11(x), or future technologies can be used in the same manner as Bluetooth. The base control and remote control units each contain application software that is readily modifiable to adapt to a new or different technology or protocol.

Application software within the systems microcontroller 106 provides for autonomous control that is either preprogrammed at the time of manufacture or customized by the end user of the base station for their specific needs. Examples of autonomous control include: shut down of the air handling system if a fire is detected, thereby the spread of smoke and the possibility of “fanning” the fire; adjusting of indoor temperature and humidity settings depending

upon conditions and information such as outdoor environmental conditions such as temperature, humidity, sun load and wind, short-term weather forecasts, family schedule and activities, structure occupancy, context, location of users; shutdown of sensitive electronic components and subsystems in cases of severe weather, or failures in other subsystems; closing and opening of windows and/or window coverings to conserve energy; control of sprinkler systems based upon current weather conditions and weather forecasts. The application software includes a macro language interpreter to enable efficient end-user customization and future expansion to the system. A macro is a miniature computer program activated by a symbol, name, or key that represents a list of commands, actions, or keystrokes. A macro allows a local or remote user to enter a single character or word to perform a series of predetermined actions.

Base control unit 16 further comprises the Ethernet interface 82 to respond to external web services generally accessible through an Internet connection. For example, at present, weather services on the Internet can be queried using the SOAP protocol. The services respond with timely weather information, typically encoded in XML.

The base control unit 16 understands and interprets that received information and responds according to instructions, including macros, programmed into its application software. Such capability allows the base control unit to take actions, like causing the sprinkler system to bypass its scheduled watering cycle should rain be forecast. Other information services allow other responses. A school system's notification that schools are being released early due to inclement weather conditions could cause the base control unit to notify the class containing the parental remote control users of the decision to afford the parent the opportunity to make transportation and custodial decisions with regard to their children in the schools. The application software is RSS-aware and is capable of receiving and responding accordingly to RSS feeds. RSS ("really simple syndication") is an efficient and popular web content syndication serial data format. Any information that can be broken down into discrete data items can be syndicated via RSS. Once information about each item is in RSS format, in the present invention, the base control unit examines the feed for changes and reacts to the changes in an appropriate way. The Ethernet bridge

function is easily updated and expanded by an upload of revised application software to the base control unit.

Messages from the remote control unit 12 to the base control unit 16 do not need to rely on port addressing for processing. The base control unit 16 uses a cellular telephone module that does not contain a user interface. The processing of SMS messages is handled by the base control unit applications software.

The base control unit 16 commands the cellular module to send newly received SMS messages directly to the base control unit 16 over the serial port using unsolicited result codes. Upon receipt of a new message the cellular module sends the following:

+CMT: <length><CR><LF><pdu>

Where <length> is the length of the <pdu> element

<CR> is carriage return and <LF> is line feed.

<pdu> is the Short Message data in either PDU or text format.

The base control unit 16 processes the data according the content of the message data.

Although port addressing is not currently used when messages are sent from the remote control unit 12 to the base control unit 16 software (it still is used within the base control unit 16 cellular

module for provisioning and control from the carriers), the system can utilize the port addressing to direct messages to specific subsystems that are tied to the base control unit 16.

The present invention thus provides an on-demand bidirectional communications interface for monitoring, controlling, and securing various environment functions and characteristics attendant the interior and exterior of a building. The system may thus monitor and control temperature, and a myriad of other environmental functions of the building include, by way of example and not limitation, temperature, power status for the building and discrete applications therein, humidity/moisture, smoke/toxic gases, structural breaches, security status, visual conditions and a host of other natural and non-natural phenomena.

The base control unit is preferably mounted at an appropriate location on a wall within the building to provide a local access for regulation. The base control unit is locally operatively interfaced with a plurality of sensors and devices systematically distributed throughout the building and communicating according to varying protocols such as infrared, radio frequency, X-10, and hard wiring.

The sensors provide continuous measurement and status of target environmental characteristics. Examples of sensor applications include utilities status, moisture and humidity detection, door and window condition, and the like. Associated controlled devices providing operational functions refrigeration, water heating, security cameras, illumination devices, and the like.

The air handling unit receives signals from the associated sensors and communicates them to the base control unit 16 that, based on the processed measured characteristics thereof, activates or deactivates one or more of the devices of the unit in response to the measurement. For example, if the temperature sensor exceeds a preset value, the HVAC unit is activated, and when the measured characteristic is within a preset value range, the unit is deactivated. In addition, when a measured characteristic exceeds a predetermined value range, an alarm signal may be transmitted to a remote control unit 14 to provide an audible, tactile, and/or visual indication. Thus, if utility sensor S2 indicates a loss of electrical, water, or communications service, a signal is sent to the remote control unit 14 and the operator thereof has the ability to take corrective action in response thereto. Also, the operator may invoke

the a command from the remote control unit 14 to the base control unit 16 to activate a select device such as the HVAC unit, a water heater, a refrigeration appliance or other discrete device remotely in order to prepare the building for occupancy by the operator or designee.

The sensors for the system are distributed throughout the building to detect the environmental characteristics of the building. These characteristics include, but are not limited to, temperature, humidity/moisture, smoke/toxic gases, structural breaches, and a host of other natural and non-natural phenomena.

In a conventional thermostat, a temperature sensor and switch automatically control a heating or cooling appliance when the sensed temperature is beyond a preset value. The thermostatic interface of the invention would include a temperature sensor that constantly monitors the environmental temperature and control of a heating and/or cooling appliance to maintain the building at a substantially constant temperature.

The thermostatic interface also receives other environmental characteristics of the building and responds in a like manner. For example, a sensor would monitor the humidity (or moisture content

of the air) of the building. If the temperature monitored by temperature sensor is within the preset range value, a conventional thermostat would not adjust the heating and/or cooling appliance to regulate the moisture content, thus presenting favorable environment for the growth on molds and mildew. The thermostatic interface receives the humidity value measured by the humidity sensor, determines that the value exceeds a predefined limit, and generates an alarm signal that is transmitted as an alarm signal via the communication link to the remote control unit. The operator receives the information and transmits a control signal from the remote access unit to the base control unit via the communication link and activates the appropriate appliance in response thereto, thus reducing the humidity value to acceptable levels and preventing the progression of mold and mildew growth.

The sensors are distributed according to a predetermined plan that effectively makes the “most likely place” for a change in environmental characteristics to be sensed. For example, several smoke/toxic gas sensors would be distributed about the ceilings and floors so as to identify the presence of smoke (i.e. fire) or carbon monoxide (i.e. toxic gas), and relaying the measured

characteristic to the thermostat. Other types of sensors would be optimally placed in order to monitor the egression of water into the building, lighting striking the building, suspension or cessation of a provided utility (i.e., electric power, water and sewer provisions, natural gas), collapse of the building or a portion thereof due to weather (i.e., tornado, hurricane, blizzard), or breach of the building security (i.e., break-ins). The sensors may be hard wired through the structure of the building. Also, the sensors may have a wireless communication. The optimal presentation would be a dual connection, such a hard-wired and wireless communication, e.g., a transmitter/receiver. This provides maximum effective monitoring of the building because the hard wiring would alleviate the need for constant battery monitoring, likewise, the wireless communication provides monitoring should the absence of electrical power be a factor. For example, the combined hard wired and wireless connection of the sensors to the unit allows the monitoring of the building and generates the alarm when the power is lost due to an area wide electrical outage. The unit transmits that information (i.e., the loss of electrical power) to the remote control unit and the operator is aware that the electrical power is absent. If the loss of

electrical power were due to a nefarious figure seeking to breach the building, i.e., breaking a window to gain access, a security sensor would still be able to provide the base control unit with an indication that the building has a security breach. The base control unit, operating under an alternate electrical power supply such as a backup battery, would generate a subsequent alarm signal and transmit the subsequent alarm signal for routing through the direct connect wireless for immediate transmission to the remote control unit, thereby alerting the operator that in addition to the loss of electrical power, the security of the building has been breached. The operator can thereby contact the law enforcement facility of the local jurisdiction and have an immediate response. If the remote control units are organized in classes, such as “managers”, the information would be almost simultaneously provided to each member of the class who would have a need to receive and react to it.

In addition to main residence use, the system is typically suited for a vacation/second dwelling, a business concern, or any building structure that is not constantly occupied. For example, if the thermostat control system is installed in a vacation home in one

locality, the operator may effectively be in any other portion of the globe so long as an effective communication link is provided with the remote control unit 14.

Multiple base station units could be controlled through a single cellular phone for those instances where a person desires to have systems installed in multiple residences. The application software uses the Source Address field of the message to distinguish between different base control units 16.

It is to be understood that the present invention is not limited to the embodiments described above, but encompasses any and all embodiments within the scope of the following claims.

WHAT IS CLAIMED:

1. A method for environmental control and information processing associated with a structure, the method comprising:

- a. providing a user with a remote control unit, said remote control unit:
 - receiving through short message service (SMS) from a control unit in the structure a status message directly over a cellular network related to the status of an environmental unit at said structure,
 - notifying said user of receipt of said status message' and displaying said status message on said remote control unit;
- b. providing by said user at said remote control unit in response to said status message a control message containing control information to use for controlling said environmental control units;
- c. delivering said control message from said remote control unit to the cellular network as a SMS message and relaying said control message to said control unit;

d. creating a control command for said environmental control unit based on the control information of the control message; and

e. delivering the control commands to the plurality of environmental control units.

2. The method of claim 1 comprising sending as an SMS message to the remote control unit a response message indicating delivery of a control command to the environmental control unit.

3. The method of claim 2 wherein the response message includes status information for the environmental control unit.

4. The method of claim 1 comprising controlling environmental conditions within the structure using the plurality of environmental control units.

5. The method of claim 1 comprising detecting presence of an authorized person and sending said status message to the remote control unit indicating the presence of the authorized person.

6. The method of claim 5 wherein detecting presence of the authorized person includes detecting the authorized person proximate to the structure.
7. The method of claim 6 wherein the remote control unit includes global positioning satellite (GPS) capabilities and detecting the authorized person proximate to the structure comprises receiving GPS information from the remote control unit.
8. The method of claim 6 wherein at least one of the plurality of environmental control units includes a heating system and comprising sending a control command to the heating system to adjust the temperature within the structure in response to detecting the authorized person proximate to the structure.
9. The method of claim 6 wherein at least one of the plurality of environmental control units includes a lighting system and comprising sending a control command to the lighting system to

turn on lighting associated with the structure in response to detecting the authorized person proximate to the structure.

10. The method of claim 1 comprising detecting presence of an unauthorized person and sending an SMS message to the remote control unit indicating the presence of the unauthorized person.

11. The method of claim 10 wherein at least one of the plurality of environmental control units includes a burglar alarm and detecting presence of the unauthorized person includes detecting a structural breach of the structure via the burglar alarm.

12. The method of claim 1 comprising accessing remote information, creating a control command based on the remote information, and delivering the control command to at least one of the plurality of environmental control units.

13. The method of claim 12 comprising sending an SMS message to the remote control unit based on the remote information and the

control command delivered to the at least one of the plurality of environmental control units.

14. The method of claim 13 wherein accessing the remote information includes accessing a weather forecasting service and the remote information relates to local weather conditions.

15. The method of claim 14 wherein the at least one of the plurality of environmental control units includes a sprinkler system and the control command includes an instruction to bypass a scheduled watering cycle for the sprinkler system when the local weather conditions include a forecast for rain.

16. The method of claim 14 wherein the at least one of the plurality of environmental control units includes a power control system and the control command includes an instruction to power down sensitive electronics when the local weather conditions include a forecast for severe weather.

17. The method of claim 14 wherein the at least one of the plurality of environmental control units includes a window control system and the control command includes an instruction to adjust at least one of windows and window coverings that are associated with the structure to conserve energy when the local weather conditions include a forecast for a change in weather conditions.

18. The method of claim 13 wherein accessing remote information includes accessing a school system's notification information service and the remote information includes school related information.

19. The method of claim 18 wherein the at least one of the plurality of environmental control units includes a heating system and the control command includes an instruction to adjust the heat when the school related information includes a notification that schools are being released early due to inclement weather.

20. A system for environmental control and information processing associated with a structure, the method comprising:

a controller adapted to interface with an environmental control unit associated with the structure; and

a wireless module adapted to:

receive from a remote control unit a control message delivered from a remote control unit from a cellular network as a short message service (SMS) message comprising control information to use for controlling the environmental control unit;

create control commands for the environmental control unit based on the control information of the SMS messages;

deliver the control commands to the environmental control unit via the controller; and

deliver to said remote control unit for receipt as a SMS message a revised status message indicating execution of said control information; and

means at remote control device for notifying a user of said remote control device of said receipt and displaying information related to said revised status message.

21. The system of claim 20 wherein the environmental control unit is adapted to control environment conditions within the structure.

22. The system of claim 20 wherein the wireless module is adapted to detect presence of an authorized person and to send an SMS message to the remote control unit indicating the presence of the authorized person.

23. The system of claim 22 wherein, in being adapted to detect presence of the authorized person, the wireless module is adapted to detect the authorized person proximate to the structure.

24. The system of claim 23 wherein the remote control unit includes global positioning satellite (GPS) capabilities and wherein, in being adapted to detect the authorized person proximate to the structure, the wireless module is adapted to detect the authorized person by receiving GPS information from the remote control unit.

25. The system of claim 23 wherein the environmental control unit is a heating system and wherein the wireless module is adapted to send a control command to the heating system via the controller to adjust the temperature within the structure in response to detecting the authorized person proximate to the structure.

26. The system of claim 23 wherein the environmental control unit is a lighting system and wherein the wireless module is adapted to send a control command to the lighting system via the controller to turn on lighting associated with the structure in response to detecting the authorized person proximate to the structure.

27. The system of claim 20 wherein the environmental control unit IS a burglar alarm and wherein, in being adapted to detect the unauthorized person proximate to the structure, the wireless module is adapted to detect a structural breach of the structure via the burglar alarm.

28. The system of claim 20 wherein the wireless module is adapted to access remote information, to create a control command based

on the remote information, and to deliver the control command to at least one of the plurality of environmental control units via the controller.

29. The system of claim 28 wherein the wireless module is adapted to send an SMS message to the remote control unit based on the remote information and the control command delivered to the environmental control unit.

30. The system of claim 29 wherein the wireless module is adapted to access remote information by accessing a weather forecasting service and the remote information relates to local weather conditions.

31. The system of claim 30 wherein the environmental control unit is a sprinkler system and the wireless module is adapted to create the control command to instruct the sprinkler system to bypass a scheduled watering cycle when the local weather conditions include a forecast for rain.

32. The system of claim 30 wherein the environmental control unit is a power control system and the wireless module is adapted to create the control command to instruct the power control system to power down sensitive electronics when the local weather conditions include a forecast for severe weather.

33. The system of claim 30 wherein the environmental control unit is a window control system and the wireless module is adapted to create the control command to instruct the window control system to adjust at least one of windows and window coverings that are associated with the structure to conserve energy when the local weather conditions include a forecast for a change in weather conditions.

34. The system of claim 30 wherein the wireless module is adapted to access remote information by accessing a school system's notification information service and the remote information includes school related information.

35. The system of 34 wherein the at least one of the plurality of environmental control units includes a heating system and wherein the wireless module is adapted to create the control command to instruct the heating system to increase the heat when the school related information includes a notification that schools are being released early due to inclement weather.

ABSTRACT OF THE DISCLOSURE

A thermostat control system for monitoring and controlling environmental characteristics of a building includes a base station unit and a remote access unit continuously interfacing through instant wireless private direct connectivity. The system also includes a plurality of sensors that measure the environmental characteristics and provide the thermostat unit with the measurements.

Under the Paperwork Reduction Act of 1995, no persons are required to respond to a collection of information unless it contains a valid OMB control number.

**DECLARATION FOR UTILITY OR
DESIGN
PATENT APPLICATION
(37 CFR 1.63)**Declaration
Submitted
With Initial
Filing

OR

Declaration
Submitted after Initial
Filing (surcharge
(37 CFR 1.16 (e))
required)Attorney Docket
Number

7080-04-04

First Named Inventor

SHAMOON, Charles G.

COMPLETE IF KNOWN

Application Number

Filing Date

Art Unit

Examiner Name

I hereby declare that:

Each inventor's residence, mailing address, and citizenship are as stated below next to their name.

I believe the inventor(s) named below to be the original and first inventor(s) of the subject matter which is claimed and for which a patent is sought on the invention entitled:

UBIQUITOUS CONNECTIVITY AND CONTROL SYSTEM FOR REMOTE LOCATIONS

(Title of the Invention)

the specification of which



is attached hereto

OR



was filed on (MM/DD/YYYY)

as United States Application Number or PCT International

Application Number

and was amended on (MM/DD/YYYY)

(if applicable).

I hereby state that I have reviewed and understand the contents of the above identified specification, including the claims, as amended by any amendment specifically referred to above.

I acknowledge the duty to disclose information which is material to patentability as defined in 37 CFR 1.56, including for continuation-in-part applications, material information which became available between the filing date of the prior application and the national or PCT international filing date of the continuation-in-part application.

I hereby claim foreign priority benefits under 35 U.S.C. 119(a)-(d) or (f), or 365(b) of any foreign application(s) for patent, inventor's or plant breeder's rights certificate(s), or 365(a) of any PCT international application which designated at least one country other than the United States of America, listed below and have also identified below, by checking the box, any foreign application for patent, inventor's or plant breeder's rights certificate(s), or any PCT international application having a filing date before that of the application on which priority is claimed.

Prior Foreign Application Number(s)	Country	Foreign Filing Date (MM/DD/YYYY)	Priority Not Claimed	Certified Copy Attached?	
				YES	NO
	US		<input type="checkbox"/>	<input type="checkbox"/>	<input type="checkbox"/>
			<input type="checkbox"/>	<input type="checkbox"/>	<input type="checkbox"/>
			<input type="checkbox"/>	<input type="checkbox"/>	<input type="checkbox"/>
			<input type="checkbox"/>	<input type="checkbox"/>	<input type="checkbox"/>



Additional foreign application numbers are listed on a supplemental priority data sheet PTO/SB/02B attached hereto.

[Page 1 of 2]

This collection of information is required by 35 U.S.C. 115 and 37 CFR 1.63. The information is required to obtain or retain a benefit by the public which is to file (and by the USPTO to process) an application. Confidentiality is governed by 35 U.S.C. 122 and 37 CFR 1.11 and 1.14. This collection is estimated to take 21 minutes to complete, including gathering, preparing, and submitting the completed application form to the USPTO. Time will vary depending upon the individual case. Any comments on the amount of time you require to complete this form and/or suggestions for reducing this burden, should be sent to the Chief Information Officer, U.S. Patent and Trademark Office, U.S. Department of Commerce, P.O. Box 1450, Alexandria, VA 22313-1450. DO NOT SEND FEES OR COMPLETED FORMS TO THIS ADDRESS. **SEND TO: Commissioner for Patents, P.O. Box 1450, Alexandria, VA 22313-1450.**

If you need assistance completing the form, call 1-800-PTO-9199 and select option 2.

Under the Paperwork Reduction Act of 1995, no persons are required to respond to a collection of information unless it contains a valid OMB control number.

DECLARATION — Utility or Design Patent ApplicationDirect all
correspondence to:The address
associated with
Customer Number:

23983

OR ☐Correspondence
address below

Name

Address

City

State

ZIP

Country

Telephone

Email

I hereby declare that all statements made herein of my own knowledge are true and that all statements made on information and belief are believed to be true; and further that these statements were made with the knowledge that willful false statements and the like so made are punishable by fine or imprisonment, or both, under 18 U.S.C. 1001 and that such willful false statements may jeopardize the validity of the application or any patent issued thereon.

NAME OF SOLE OR FIRST INVENTOR:

A petition has been filed for this unsigned inventor

Given Name (first and middle [if any])

Charles G.

Family Name or Surname

SHAMOON

Inventor's Signature

Charles G. Shamoon

Date

5/24/05

Residence: City

Little Elm

State

TX

Country

US

Citizenship

US

Mailing Address

2436 Tisbury Way

City

Little Elm

State

TX

Zip

75068

Country

US

NAME OF SECOND INVENTOR:

A petition has been filed for this unsigned inventor

Given Name (first and middle [if any])

Deborah H.

Family Name or Surname

SHAMOON

Inventor's Signature

Deborah H. Shamoon

Date

5-24-05

Residence: City

Little Elm

State

TX

Country

US

Citizenship

US

Mailing Address

2436 Tisbury Way

City

Little Elm

State

TX

Zip

75068

Country

US



Additional inventors or a legal representative are being named on the ONE supplemental sheet(s) PTO/SB/02A or 02LR attached hereto.

DECLARATION	ADDITIONAL INVENTOR(S) Supplemental Sheet <div style="text-align: right;">Page <u>1</u> of <u>1</u></div>
--------------------	--

Name of Additional Joint Inventor, if any:		<input type="checkbox"/> A petition has been filed for this unsigned inventor	
Given Name (first and middle (if any))		Family Name or Surname	
Franklin Eugene		NEAL	
Inventor's Signature: <i>Franklin Eugene Neal</i>		Date: <i>5-25-05</i>	
Ashland Residence: City	KY State	US Country	US Citizenship
9220 Oak Hill Drive			
Mailing Address			
Ashland City	KY State	41102 Zip	US Country
Name of Additional Joint Inventor, if any:		<input type="checkbox"/> A petition has been filed for this unsigned inventor	
Given Name (first and middle (if any))		Family Name or Surname	
Michael		FEHNEL	
Inventor's Signature		Date	
Fuquay Varina Residence: City	NC State	US Country	US Citizenship
3021 Bentwillow Drive			
Mailing Address			
Fuquay Varina City	NC State	27526 Zip	US Country
Name of Additional Joint Inventor, if any:		<input type="checkbox"/> A petition has been filed for this unsigned inventor	
Given Name (first and middle (if any))		Family Name or Surname	
Inventor's Signature: <i>Michael D. Fehnel</i>		Date: <i>6-2-2005</i>	
Residence: City <i>FUQUAY-VARINA</i>	State <i>N.C.</i>	Country <i>USA</i>	Citizenship <i>USA</i>
Mailing Address <i>3021 BENTWILLOW DRIVE</i>			
<i>FUQUAY-VARINA</i> City	<i>N.C.</i> State	<i>27526</i> Zip	<i>USA</i> Country

This collection of information is required by 35 U.S.C. 115 and 37 CFR 1.63. The information is required to obtain or retain a benefit by the public which is to file (and by the USPTO to process) an application. Confidentiality is governed by 35 U.S.C. 122 and 37 CFR 1.11 and 1.14. This collection is estimated to take 21 minutes to complete, including gathering, preparing, and submitting the completed application form to the USPTO. Time will vary depending upon the individual case. Any comments on the amount of time you require to complete this form and/or suggestions for reducing this burden, should be sent to the Chief Information Officer, U.S. Patent and Trademark Office, U.S. Department of Commerce, P.O. Box 1450, Alexandria, VA 22313-1450. DO NOT SEND FEES OR COMPLETED FORMS TO THIS ADDRESS. SEND TO: Commissioner for Patents, P.O. Box 1450, Alexandria, VA 22313-1450.

If you need assistance in completing the form, call 1-800-PTO-9199 (1-800-786-9199) and select option 2.

Under the Paperwork Reduction Act of 1995, no persons are required to respond to a collection of information unless it displays a valid OMB control number.

POWER OF ATTORNEY and CORRESPONDENCE ADDRESS INDICATION FORM

Application Number	
Filing Date	
First Named Inventor	SHAMOON, Charles G. et al.
Title	UBIQUITOUS CONNECTIVITY AND ...
Art Unit	
Examiner Name	
Attorney Docket Number	8002-06-07

I hereby revoke all previous powers of attorney given in the above-identified application.

I hereby appoint:

☒ Practitioners associated with the Customer Number:

23983

OR

☐ Practitioner(s) named below:

Name	Registration Number

as my/our attorney(s) or agent(s) to prosecute the application identified above, and to transact all business in the United States Patent and Trademark Office connected therewith.

Please recognize or change the correspondence address for the above-identified application to:

☒ The address associated with the above-mentioned Customer Number:

OR

☐ The address associated with Customer Number:

23983

☐ Firm or Individual Name

Address

City

Country

Telephone

State

Zip


Email

I am the:

☐ Applicant/Inventor.

☒ Assignee of record of the entire interest. See 37 CFR 3.71.
Statement under 37 CFR 3.73(b) is enclosed. (Form PTO/SB/96)

SIGNATURE of Applicant or Assignee of Record

Signature		Date	1/29/07
Name	Charles G. SHAMOON	Telephone	
Title and Company	Assignee of Record		

NOTE: Signatures of all the inventors or assignees of record of the entire interest or their representative(s) are required. Submit multiple forms if more than one signature is required, see below.

☒ *Total of two (2) forms are submitted.

This collection of information is required by 37 CFR 1.31, 1.32 and 1.33. The information is required to obtain or retain a benefit by the public which is to file (and by the USPTO to process) an application. Confidentiality is governed by 35 U.S.C. 122 and 37 CFR 1.11 and 1.14. This collection is estimated to take 3 minutes to complete, including gathering, preparing, and submitting the completed application form to the USPTO. Time will vary depending upon the individual case. Any comments on the amount of time you require to complete this form and/or suggestions for reducing this burden, should be sent to the Chief Information Officer, U.S. Patent and Trademark Office, U.S. Department of Commerce, P.O. Box 1450, Alexandria, VA 22313-1450. DO NOT SEND FEES OR COMPLETED FORMS TO THIS ADDRESS. SEND TO: Commissioner for Patents, P.O. Box 1450, Alexandria, VA 22313-1450.

If you need assistance in completing the form, call 1-800-PTO-9199 and select option 2.

**POWER OF ATTORNEY
and
CORRESPONDENCE ADDRESS
INDICATION FORM**

Application Number	
Filing Date	
First Named Inventor	SHAMOON, Charles G. et al.
Title	UBIQUITOUS CONNECTIVITY AND ...
Art Unit	
Examiner Name	
Attorney Docket Number	8002-06-07

I hereby revoke all previous powers of attorney given in the above-identified application.

I hereby appoint:

☒ Practitioners associated with the Customer Number:

23983

OR

☐ Practitioner(s) named below:

Name	Registration Number

as my/our attorney(s) or agent(s) to prosecute the application identified above, and to transact all business in the United States Patent and Trademark Office connected therewith.

Please recognize or change the correspondence address for the above-identified application to:

☒ The address associated with the above-mentioned Customer Number:

OR

☐ The address associated with Customer Number:

23983

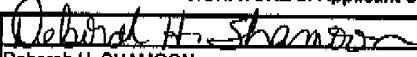
<input type="checkbox"/> Firm or Individual Name			
Address			
City	State	Zip	
Country			
Telephone	Email		

I am the:

☐ Applicant/Inventor.

☒ Assignee of record of the entire interest. See 37 CFR 3.71.
Statement under 37 CFR 3.73(b) is enclosed. (Form PTO/SB/06)

SIGNATURE of Applicant or Assignee of Record

Signature		Date	1-29-07
Name	Deborah H. SHAMOON	Telephone	
Title and Company	Assignee of Record		

NOTE: Signatures of all the inventors or assignees of record of the entire interest or their representative(s) are required. Submit multiple forms if more than one signature is required, see below.

☒ *Total of two (2) forms are submitted.

This collection of information is required by 37 CFR 1.31, 1.32 and 1.33. The information is required to obtain or retain a benefit by the public which is to file (and by the USPTO to process) an application. Confidentiality is governed by 35 U.S.C. 122 and 37 CFR 1.11 and 1.14. This collection is estimated to take 3 minutes to complete, including gathering, preparing, and submitting the completed application form to the USPTO. Time will vary depending upon the individual case. Any comments on the amount of time you require to complete this form and/or suggestions for reducing this burden, should be sent to the Chief Information Officer, U.S. Patent and Trademark Office, U.S. Department of Commerce, P.O. Box 1450, Alexandria, VA 22313-1450. DO NOT SEND FEES OR COMPLETED FORMS TO THIS ADDRESS. SEND TO: Commissioner for Patents, P.O. Box 1450, Alexandria, VA 22313-1450.

If you need assistance in completing the form, call 1-800-PTO-9199 and select option 2.

Under the Paperwork Reduction Act of 1995, no persons are required to respond to a collection of information unless it contains a valid OMB control number.

Application Data Sheet 37 CFR 1.76		Attorney Docket Number	8002-06-07
		Application Number	
Title of Invention	UBIQUITOUS CONNECTIVITY AND CONTROL SYSTEM FOR REMOTE LOCATIONS		
<p>The application data sheet is part of the provisional or nonprovisional application for which it is being submitted. The following form contains the bibliographic data arranged in a format specified by the United States Patent and Trademark Office as outlined in 37 CFR 1.76.</p> <p>This document may be completed electronically and submitted to the Office in electronic format using the Electronic Filing System (EFS) or the document may be printed and included in a paper filed application.</p>			

Secrecy Order 37 CFR 5.2

☐ Portions or all of the application associated with this Application Data Sheet may fall under a Secrecy Order pursuant to 37 CFR 5.2 (Paper filers only. Applications that fall under Secrecy Order may not be filed electronically.)

Applicant Information:

Applicant 1						Remove	
Applicant Authority		<input checked="" type="radio"/> Inventor		<input type="radio"/> Legal Representative under 35 U.S.C. 117		<input type="radio"/> Party of Interest under 35 U.S.C. 118	
Prefix	Given Name	Middle Name	Family Name	Suffix			
	Charles	G.	SHAMOON				
Residence Information (Select One)		<input checked="" type="radio"/> US Residency <input type="radio"/> Non US Residency <input type="radio"/> Active US Military Service					
City	Little Elm	State/Province	TX	Country of Residence i		US	
Citizenship under 37 CFR 1.41(b) i		US					
Mailing Address of Applicant:							
Address 1		2436 Tisbury Way					
Address 2							
City	Little Elm	State/Province	TX				
Postal Code		75068	Countryi	US			
Applicant 2							
Applicant Authority		<input checked="" type="radio"/> Inventor		<input type="radio"/> Legal Representative under 35 U.S.C. 117		<input type="radio"/> Party of Interest under 35 U.S.C. 118	
Prefix	Given Name	Middle Name	Family Name	Suffix			
	Deborah	H.	SHAMOON				
Residence Information (Select One)		<input checked="" type="radio"/> US Residency <input type="radio"/> Non US Residency <input type="radio"/> Active US Military Service					
City	Little Elm	State/Province	TX	Country of Residence i		US	
Citizenship under 37 CFR 1.41(b) i		US					
Mailing Address of Applicant:							
Address 1		2436 Tisbury Way					
Address 2							
City	Little Elm	State/Province	TX				
Postal Code		75068	Countryi	US			
Applicant 3							
Applicant Authority		<input checked="" type="radio"/> Inventor		<input type="radio"/> Legal Representative under 35 U.S.C. 117		<input type="radio"/> Party of Interest under 35 U.S.C. 118	
Prefix	Given Name	Middle Name	Family Name	Suffix			
	Frankin	Eugene	NEAL				
Residence Information (Select One)		<input checked="" type="radio"/> US Residency <input type="radio"/> Non US Residency <input type="radio"/> Active US Military Service					
City	Ashland	State/Province	KY	Country of Residence i		US	

Application Data Sheet 37 CFR 1.76		Attorney Docket Number	8002-06-07
		Application Number	
Title of Invention	UBIQUITOUS CONNECTIVITY AND CONTROL SYSTEM FOR REMOTE LOCATIONS		

Citizenship under 37 CFR 1.41(b) i		US	
Mailing Address of Applicant:			
Address 1		9220 Oak Hill Drive	
Address 2			
City	Ashland	State/Province	KY
Postal Code	41102	Countryⁱ	US
Applicant 4			<input type="button" value="Remove"/>
Applicant Authority <input checked="" type="radio"/> Inventor		<input type="radio"/> Legal Representative under 35 U.S.C. 117	
		<input type="radio"/> Party of Interest under 35 U.S.C. 118	
Prefix	Given Name	Middle Name	Family Name
	Michael	D.	FEHNEL
Residence Information (Select One) <input checked="" type="radio"/> US Residency <input type="radio"/> Non US Residency <input type="radio"/> Active US Military Service			
City	Fuquay-Varina	State/Province	NC
		Country of Residenceⁱ	US
Citizenship under 37 CFR 1.41(b) i		US	
Mailing Address of Applicant:			
Address 1		3021 Bent Willow Drive	
Address 2			
City	Fuquay-Varina	State/Province	NC
Postal Code	27526	Countryⁱ	US
All Inventors Must Be Listed - Additional Inventor Information blocks may be generated within this form by selecting the Add button.			<input type="button" value="Add"/>

Correspondence Information:

Enter either Customer Number or complete the Correspondence Information section below. For further information see 37 CFR 1.33(a).			
<input type="checkbox"/> An Address is being provided for the correspondence Information of this application.			
Customer Number	23983		
Email Address	pto@millspatentlaw.com	<input type="button" value="Add Email"/>	<input type="button" value="Remove Email"/>
Email Address	shansen@millspatentlaw.com	<input type="button" value="Add Email"/>	<input type="button" value="Remove Email"/>

Application Information:

Title of the Invention	UBIQUITOUS CONNECTIVITY AND CONTROL SYSTEM FOR REMOTE LOCATIONS		
Attorney Docket Number	8002-06-07	Small Entity Status Claimed <input checked="" type="checkbox"/>	
Application Type	Nonprovisional		
Subject Matter	Utility		
Suggested Class (if any)		Sub Class (if any)	
Suggested Technology Center (if any)			
Total Number of Drawing Sheets (if any)	4	Suggested Figure for Publication (if any)	

Application Data Sheet 37 CFR 1.76		Attorney Docket Number	8002-06-07
		Application Number	
Title of Invention	UBIQUITOUS CONNECTIVITY AND CONTROL SYSTEM FOR REMOTE LOCATIONS		

Publication Information:	
<input type="checkbox"/>	Request Early Publication (Fee required at time of Request 37 CFR 1.219)
<input type="checkbox"/>	Request Not to Publish. I hereby request that the attached application not be published under 35 U.S.C. 122(b) and certify that the invention disclosed in the attached application has not been and will not be the subject of an application filed in another country, or under a multilateral agreement, that requires publication at eighteen months after filing.

Representative Information:

<p>Representative information should be provided for all practitioners having a power of attorney in the application. Providing this information in the Application Data Sheet does not constitute a power of attorney in the application (see 37 CFR 1.32). Enter either Customer Number or complete the Representative Name section below. If both sections are completed the Customer Number will be used for the Representative Information during processing.</p>			
Please Select One:	<input checked="" type="radio"/> Customer Number	<input type="radio"/> US Patent Practitioner	<input type="radio"/> US Representative (37 CFR 11.9)
Customer Number	23983		

Domestic Priority Information:

This section allows for the applicant to claim benefit under 35 U.S.C. 119(e), 120, 121, or 365(c). Providing this information in the application data sheet constitutes the specific reference required by 35 U.S.C. 119(e) or 120, and 37 CFR 1.78(a)(2) or CFR 1.78(a)(4), and need not otherwise be made part of the specification.					
Prior Application Status		Pending		Remove	
Application Number		Continuity Type		Prior Application Number	Filing Date (YYYY-MM-DD)
		Division of		11163372	2005-10-17
Prior Application Status		Patented		Remove	
Application Number	Continuity Type	Prior Application Number	Filing Date (YYYY-MM-DD)	Patent Number	Issue Date (YYYY-MM-DD)
11163372	Division of	11160006	2007-01-30	6990335	2006-01-24
Prior Application Status		Expired		Remove	
Application Number		Continuity Type		Prior Application Number	Filing Date (YYYY-MM-DD)
11160006		non provisional of		60522887	2004-11-18
Prior Application Status				Remove	
Application Number		Continuity Type		Prior Application Number	Filing Date (YYYY-MM-DD)
Additional Domestic Priority Data may be generated within this form by selecting the Add button.					

Foreign Priority Information:

<p>This section allows for the applicant to claim benefit of foreign priority and to identify any prior foreign application for which priority is not claimed. Providing this information in the application data sheet constitutes the claim for priority as required by 35 U.S.C. 119(b) and 37 CFR 1.55(a).</p>
--

Application Data Sheet 37 CFR 1.76		Attorney Docket Number	8002-06-07
		Application Number	
Title of Invention	UBIQUITOUS CONNECTIVITY AND CONTROL SYSTEM FOR REMOTE LOCATIONS		

			Remove
Application Number	Country ⁱ	Parent Filing Date (YYYY-MM-DD)	Priority Claimed
			<input checked="" type="radio"/> Yes <input type="radio"/> No
Additional Foreign Priority Data may be generated within this form by selecting the Add button.			Add

Assignee Information:

Providing this information in the application data sheet does not substitute for compliance with any requirement of part 3 of Title 37 of the CFR to have an assignment recorded in the Office.

Assignee 1					Remove
If the Assignee is an Organization check here. <input type="checkbox"/>					
Prefix	Given Name	Middle Name	Family Name	Suffix	
	Charles	G.	SHAMOON		
Mailing Address Information:					
Address 1	2436 Tisbury Way				
Address 2					
City	Little Elm	State/Province	TX		
Country ⁱ	US	Postal Code	75068		
Phone Number		Fax Number			
Email Address					

Assignee 2					Remove
If the Assignee is an Organization check here. <input type="checkbox"/>					
Prefix	Given Name	Middle Name	Family Name	Suffix	
	Deborah	H.	SHAMOON		
Mailing Address Information:					
Address 1	2436 Tisbury Way				
Address 2					
City	Little Elm	State/Province	TX		
Country ⁱ	US	Postal Code	75068		
Phone Number		Fax Number			
Email Address					

Additional Assignee Data may be generated within this form by selecting the **Add** button.

Add**Signature:**

A signature of the applicant or representative is required in accordance with 37 CFR 1.33 and 10.18. Please see 37 CFR 1.4(d) for the form of the signature.

Signature	/Peter D. SACHJTEN/	Date (YYYY-MM-DD)	2006-03-16
-----------	---------------------	-------------------	------------

Under the Paperwork Reduction Act of 1995, no persons are required to respond to a collection of information unless it contains a valid OMB control number.

Application Data Sheet 37 CFR 1.76		Attorney Docket Number	8002-06-07		
		Application Number			
Title of Invention	UBIQUITOUS CONNECTIVITY AND CONTROL SYSTEM FOR REMOTE LOCATIONS				
First Name	Peter D.	Last Name	SACHTJEN	Registration Number	24619

This collection of information is required by 37 CFR 1.76. The information is required to obtain or retain a benefit by the public which is to file (and by the USPTO to process) an application. Confidentiality is governed by 35 U.S.C. 122 and 37 CFR 1.14. This collection is estimated to take 23 minutes to complete, including gathering, preparing, and submitting the completed application data sheet form to the USPTO. Time will vary depending upon the individual case. Any comments on the amount of time you require to complete this form and/or suggestions for reducing this burden, should be sent to the Chief Information Officer, U.S. Patent and Trademark Office, U.S. Department of Commerce, P.O. Box 1450, Alexandria, VA 22313-1450. DO NOT SEND FEES OR COMPLETED FORMS TO THIS ADDRESS. **SEND TO: Commissioner for Patents, P.O. Box 1450, Alexandria, VA 22313-1450.**

Privacy Act Statement

The Privacy Act of 1974 (P.L. 93-579) requires that you be given certain information in connection with your submission of the attached form related to a patent application or patent. Accordingly, pursuant to the requirements of the Act, please be advised that: (1) the general authority for the collection of this information is 35 U.S.C. 2(b)(2); (2) furnishing of the information solicited is voluntary; and (3) the principal purpose for which the information is used by the U.S. Patent and Trademark Office is to process and/or examine your submission related to a patent application or patent. If you do not furnish the requested information, the U.S. Patent and Trademark Office may not be able to process and/or examine your submission, which may result in termination of proceedings or abandonment of the application or expiration of the patent.

The information provided by you in this form will be subject to the following routine uses:

1. The information on this form will be treated confidentially to the extent allowed under the Freedom of Information Act (5 U.S.C. 552) and the Privacy Act (5 U.S.C. 552a). Records from this system of records may be disclosed to the Department of Justice to determine whether the Freedom of Information Act requires disclosure of these records.
2. A record from this system of records may be disclosed, as a routine use, in the course of presenting evidence to a court, magistrate, or administrative tribunal, including disclosures to opposing counsel in the course of settlement negotiations.
3. A record in this system of records may be disclosed, as a routine use, to a Member of Congress submitting a request involving an individual, to whom the record pertains, when the individual has requested assistance from the Member with respect to the subject matter of the record.
4. A record in this system of records may be disclosed, as a routine use, to a contractor of the Agency having need for the information in order to perform a contract. Recipients of information shall be required to comply with the requirements of the Privacy Act of 1974, as amended, pursuant to 5 U.S.C. 552a(m).
5. A record related to an International Application filed under the Patent Cooperation Treaty in this system of records may be disclosed, as a routine use, to the International Bureau of the World Intellectual Property Organization, pursuant to the Patent Cooperation Treaty.
6. A record in this system of records may be disclosed, as a routine use, to another federal agency for purposes of National Security review (35 U.S.C. 181) and for review pursuant to the Atomic Energy Act (42 U.S.C. 218(c)).
7. A record from this system of records may be disclosed, as a routine use, to the Administrator, General Services, or his/her designee, during an inspection of records conducted by GSA as part of that agency's responsibility to recommend improvements in records management practices and programs, under authority of 44 U.S.C. 2904 and 2906. Such disclosure shall be made in accordance with the GSA regulations governing inspection of records for this purpose, and any other relevant (i.e., GSA or Commerce) directive. Such disclosure shall not be used to make determinations about individuals.
8. A record from this system of records may be disclosed, as a routine use, to the public after either publication of the application pursuant to 35 U.S.C. 122(b) or issuance of a patent pursuant to 35 U.S.C. 151. Further, a record may be disclosed, subject to the limitations of 37 CFR 1.14, as a routine use, to the public if the record was filed in an application which became abandoned or in which the proceedings were terminated and which application is referenced by either a published application, an application open to public inspections or an issued patent.
9. A record from this system of records may be disclosed, as a routine use, to a Federal, State, or local law enforcement agency, if the USPTO becomes aware of a violation or potential violation of law or regulation.

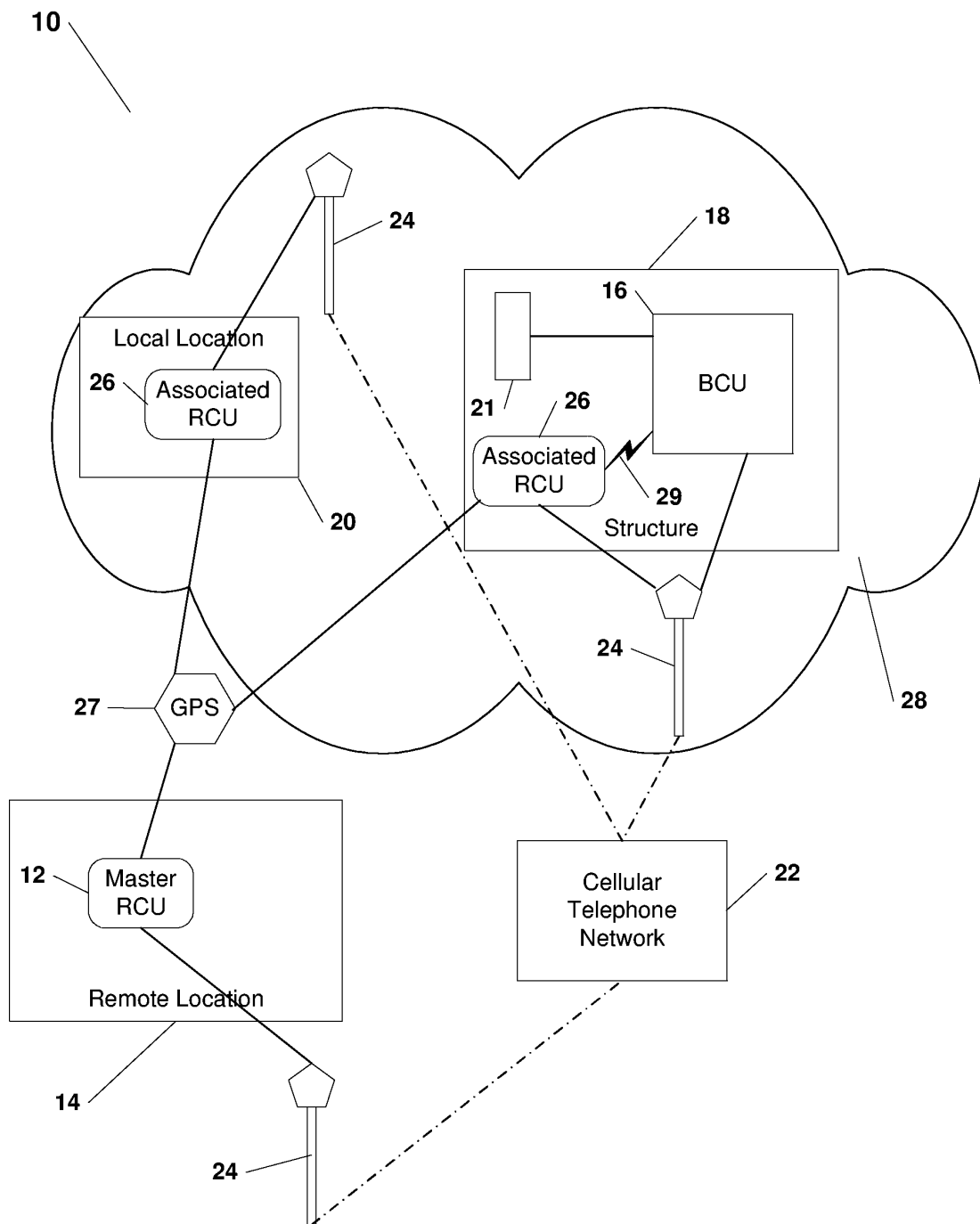


Fig. 1

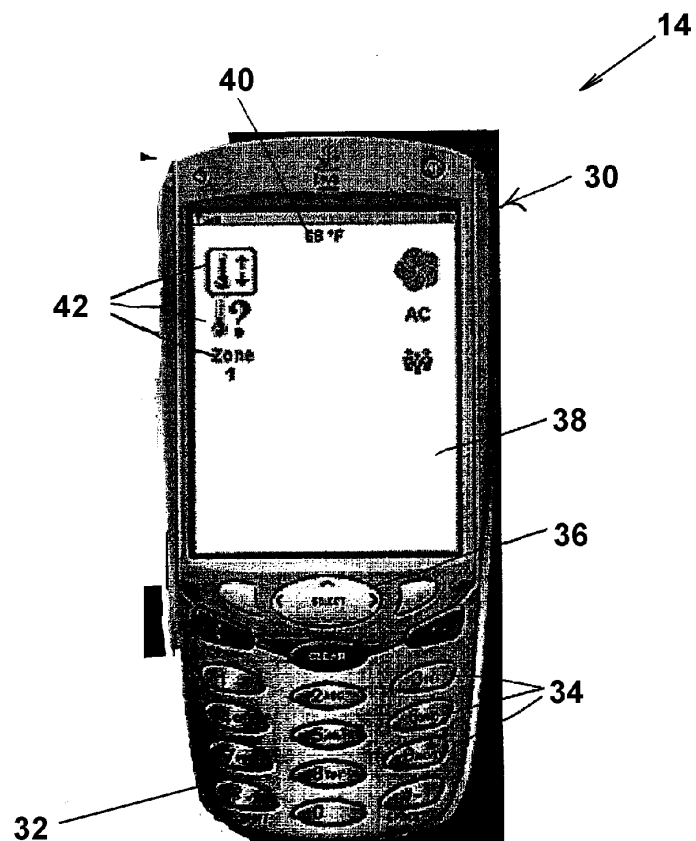
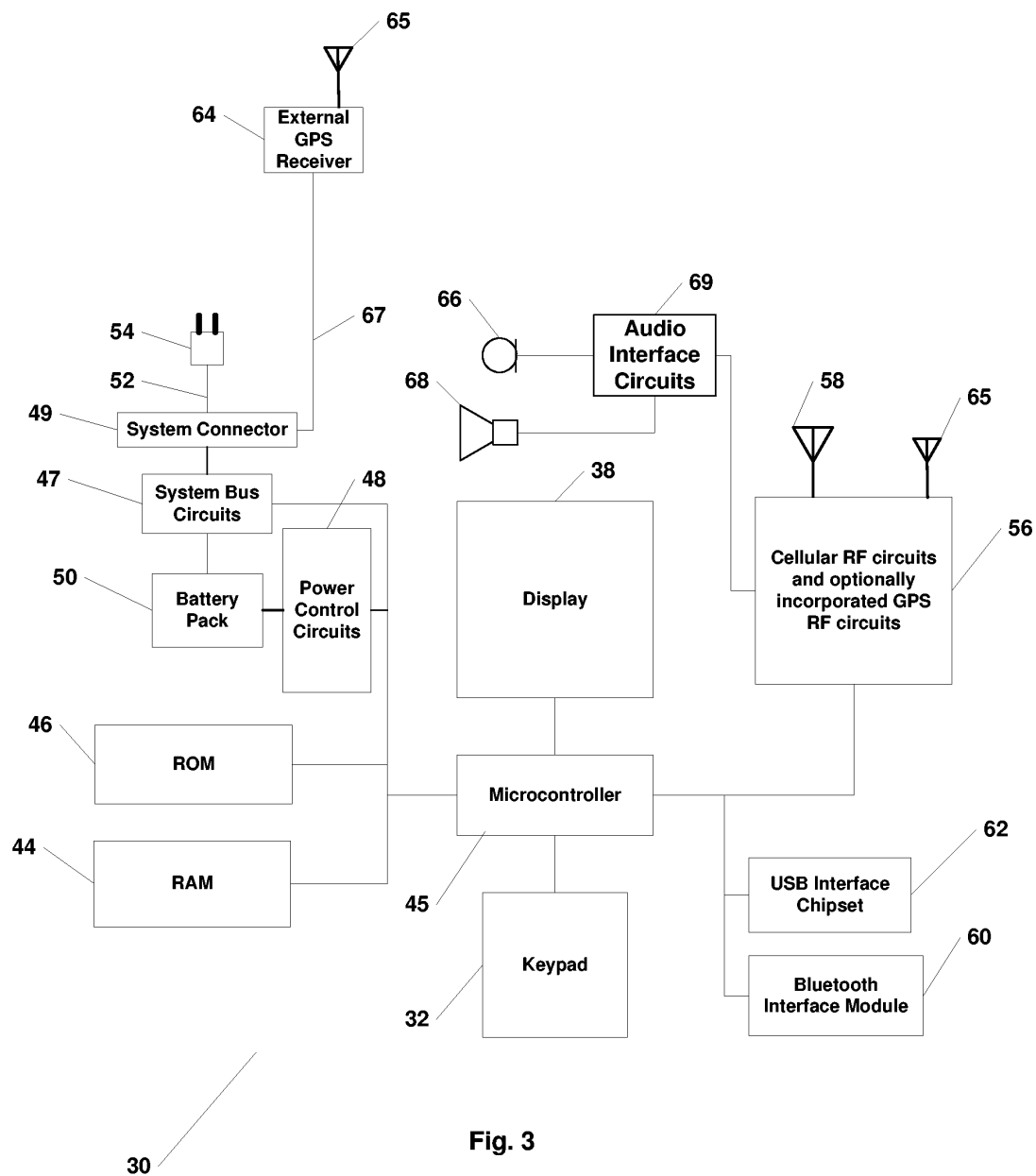


Fig. 2



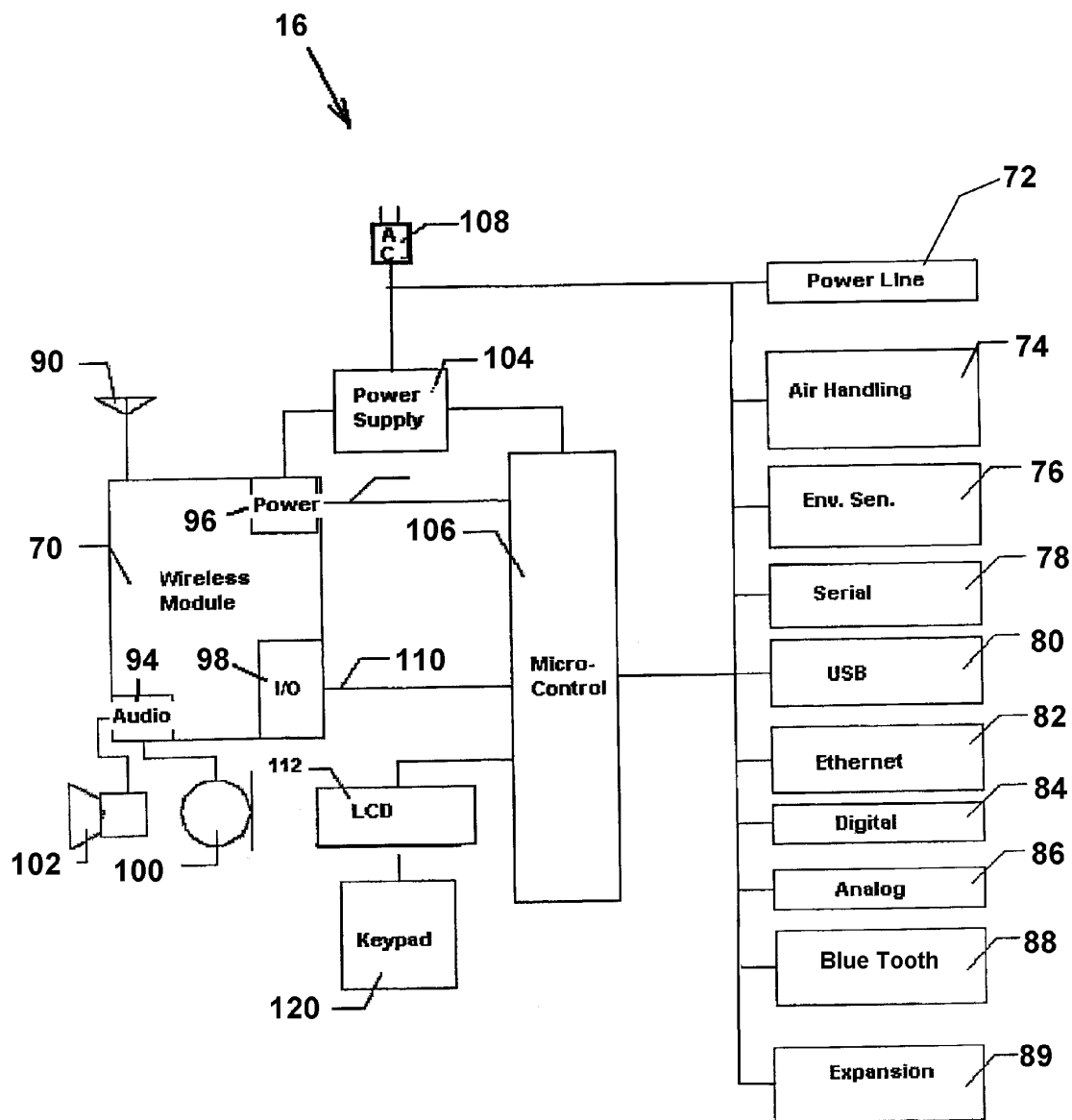


Fig. 4

Electronic Patent Application Fee Transmittal				
Application Number:				
Filing Date:				
Title of Invention:		UBIQUITOUS CONNECTIVITY AND CONTROL SYSTEM FOR REMOTE LOCATIONS		
First Named Inventor/Applicant Name:		Charles G. SHAMOON		
Filer:		Peter D. Sachtjen/Stefanie Hansen		
Attorney Docket Number:		80002-06-07		
Filed as Small Entity				
Utility Filing Fees				
Description	Fee Code	Quantity	Amount	Sub-Total in USD(\$)
Basic Filing:				
Utility filing Fee (Electronic filing)	4011	1	75	75
Utility Search Fee	2111	1	250	250
Utility Examination Fee	2311	1	100	100
Pages:				
Claims:				
Claims in excess of 20	2202	15	25	375
Miscellaneous-Filing:				
Petition:				

Description	Fee Code	Quantity	Amount	Sub-Total in USD(\$)
Patent-Appeals-and-Interference:				
Post-Allowance-and-Post-Issuance:				
Extension-of-Time:				
Miscellaneous:				
Total in USD (\$)				800

Electronic Acknowledgement Receipt

EFS ID:	1597576
Application Number:	11686984
International Application Number:	
Confirmation Number:	7370
Title of Invention:	UBIQUITOUS CONNECTIVITY AND CONTROL SYSTEM FOR REMOTE LOCATIONS
First Named Inventor/Applicant Name:	Charles G. SHAMOON
Customer Number:	23983
Filer:	Peter D. Sachtjen/Stefanie Hansen
Filer Authorized By:	Peter D. Sachtjen
Attorney Docket Number:	80002-06-07
Receipt Date:	16-MAR-2007
Filing Date:	
Time Stamp:	09:07:05
Application Type:	Utility

Payment information:

Submitted with Payment	yes
Payment was successfully received in RAM	\$ 800
RAM confirmation Number	1331
Deposit Account	500498

File Listing:

Document Number	Document Description	File Name	File Size(Bytes)	Multi Part /.zip	Pages (if appl.)
-----------------	----------------------	-----------	------------------	------------------	------------------

1	Specification	Specific.pdf	67130	no	39
Warnings:					
Information:					
2	Claims	Claims.pdf	31250	no	12
Warnings:					
Information:					
3	Abstract	Abstract.pdf	20839	no	1
Warnings:					
Information:					
4	Oath or Declaration filed	DecPage1.pdf	65003	no	1
Warnings:					
Information:					
5	Oath or Declaration filed	DecPage2.pdf	47718	no	1
Warnings:					
Information:					
6	Oath or Declaration filed	DecPage3.pdf	59683	no	1
Warnings:					
Information:					
7	Oath or Declaration filed	POACGS.pdf	38078	no	1
Warnings:					
Information:					
8	Oath or Declaration filed	POADHS.pdf	37604	no	1
Warnings:					
Information:					
9	Application Data Sheet	ADSfinal.pdf	1244015	no	6
Warnings:					
Information:					

10	Drawings	drawfinal.pdf	82035	no	4
Warnings:					
Information:					
11	Fee Worksheet (PTO-06)	fee-info.pdf	8528	no	2
Warnings:					
Information:					
Total Files Size (in bytes):			1701883		
<p>This Acknowledgement Receipt evidences receipt on the noted date by the USPTO of the indicated documents, characterized by the applicant, and including page counts, where applicable. It serves as evidence of receipt similar to a Post Card, as described in MPEP 503.</p> <p><u>New Applications Under 35 U.S.C. 111</u> If a new application is being filed and the application includes the necessary components for a filing date (see 37 CFR 1.53(b)-(d) and MPEP 506), a Filing Receipt (37 CFR 1.54) will be issued in due course and the date shown on this Acknowledgement Receipt will establish the filing date of the application.</p> <p><u>National Stage of an International Application under 35 U.S.C. 371</u> If a timely submission to enter the national stage of an international application is compliant with the conditions of 35 U.S.C. 371 and other applicable requirements a Form PCT/DO/EO/903 indicating acceptance of the application as a national stage submission under 35 U.S.C. 371 will be issued in addition to the Filing Receipt, in due course.</p> <p><u>New International Application Filed with the USPTO as a Receiving Office</u> If a new international application is being filed and the international application includes the necessary components for an international filing date (see PCT Article 11 and MPEP 1810), a Notification of the International Application Number and of the International Filing Date (Form PCT/RO/105) will be issued in due course, subject to prescriptions concerning national security, and the date shown on this Acknowledgement Receipt will establish the international filing date of the application.</p>					

Under the Paperwork Reduction Act of 1995, no persons are required to respond to a collection of information unless it displays a valid OMB control number.

PATENT APPLICATION FEE DETERMINATION RECORD Substitute for Form PTO-875					Application or Docket Number 11/686,984	
APPLICATION AS FILED – PART I						
(Column 1)		(Column 2)		SMALL ENTITY		OR
FOR	NUMBER FILED	NUMBER EXTRA	RATE (\$)	FEE (\$)	RATE (\$)	FEE (\$)
BASIC FEE (37 CFR 1.16(a), (b), or (c))				75		
SEARCH FEE (37 CFR 1.16(k), (l), or (m))				250		
EXAMINATION FEE (37 CFR 1.16(o), (p), or (q))				100		
TOTAL CLAIMS (37 CFR 1.16(i))	35	minus 20 = *	15	X\$ 25=	375	X\$50=
INDEPENDENT CLAIMS (37 CFR 1.16(h))	2	minus 3 = *		X\$100=		X\$200=
APPLICATION SIZE FEE (37 CFR 1.16(s))	If the specification and drawings exceed 100 sheets of paper, the application size fee due is \$250 (\$125 for small entity) for each additional 50 sheets or fraction thereof. See 35 U.S.C. 41(a)(1)(G) and 37 CFR					
MULTIPLE DEPENDENT CLAIM PRESENT (37 CFR 1.16(j))			N/A		N/A	
			TOTAL	800	TOTAL	
* If the difference in column 1 is less than zero, enter "0" in column 2.						
APPLICATION AS AMENDED – PART II						
(Column 1)		(Column 2)		SMALL ENTITY		OR
AMENDMENT A	CLAIMS REMAINING AFTER AMENDMENT	HIGHEST NUMBER PREVIOUSLY PAID FOR	PRESENT EXTRA	RATE (\$)	ADDITIONAL FEE (\$)	RATE (\$)
Total (37 CFR 1.16(i))	*	Minus **	=	X =		X =
Independent (37 CFR 1.16(h))	*	Minus ***	=	X =		X =
Application Size Fee (37 CFR 1.16(s))						
FIRST PRESENTATION OF MULTIPLE DEPENDENT CLAIM (37 CFR 1.16(j))				N/A		N/A
				TOTAL ADD'T FEE		TOTAL ADD'T FEE
(Column 1)		(Column 2)		SMALL ENTITY		OR
AMENDMENT B	CLAIMS REMAINING AFTER AMENDMENT	HIGHEST NUMBER PREVIOUSLY PAID FOR	PRESENT EXTRA	RATE (\$)	ADDITIONAL FEE (\$)	RATE (\$)
Total (37 CFR 1.16(i))	*	Minus **	=	X =		X =
Independent (37 CFR 1.16(h))	*	Minus ***	=	X =		X =
Application Size Fee (37 CFR 1.16(s))						
FIRST PRESENTATION OF MULTIPLE DEPENDENT CLAIM (37 CFR 1.16(j))				N/A		N/A
				TOTAL ADD'T FEE		TOTAL ADD'T FEE
* If the entry in column 1 is less than the entry in column 2, write "0" in column 3. ** If the "Highest Number Previously Paid For" IN THIS SPACE is less than 20, enter "20". *** If the "Highest Number Previously Paid For" IN THIS SPACE is less than 3, enter "3". The "Highest Number Previously Paid For" (Total or Independent) is the highest number found in the appropriate box in column 1.						

This collection of information is required by 37 CFR 1.16. The information is required to obtain or retain a benefit by the public which is to file (and by the USPTO to process) an application. Confidentiality is governed by 35 U.S.C. 122 and 37 CFR 1.14. This collection is estimated to take 12 minutes to complete, including gathering, preparing, and submitting the completed application form to the USPTO. Time will vary depending upon the individual case. Any comments on the amount of time you require to complete this form and/or suggestions for reducing this burden, should be sent to the Chief Information Officer, U.S. Patent and Trademark Office, U.S. Department of Commerce, P.O. Box 1450, Alexandria, VA 22313-1450. DO NOT SEND FEES OR COMPLETED FORMS TO THIS ADDRESS. **SEND TO: Commissioner for Patents, P.O. Box 1450, Alexandria, VA 22313-1450.**

If you need assistance in completing the form, call 1-800-PTO-9199 and select option 2.



UNITED STATES PATENT AND TRADEMARK OFFICE

UNITED STATES DEPARTMENT OF COMMERCE
United States Patent and Trademark Office
Address: COMMISSIONER FOR PATENTS
P.O. Box 1450
Alexandria, Virginia 22313-1450
www.uspto.gov

APPLICATION NUMBER	FILING or 371(c) DATE	GRP ART UNIT	FIL FEE REC'D	ATTY. DOCKET NO	TOT CLAIMS	IND CLAIMS
11/686,984	03/16/2007	3744	800	8002-06-07	35	2

CONFIRMATION NO. 7370

23983
Ishman Law Firm P.C.
P.O BOX 1245
Cary, NC27512-1245

FILING RECEIPT

Date Mailed: 03/28/2007

Receipt is acknowledged of this regular Patent Application. It will be considered in its order and you will be notified as to the results of the examination. Be sure to provide the U.S. APPLICATION NUMBER, FILING DATE, NAME OF APPLICANT, and TITLE OF INVENTION when inquiring about this application. Fees transmitted by check or draft are subject to collection. Please verify the accuracy of the data presented on this receipt. **If an error is noted on this Filing Receipt, please mail to the Commissioner for Patents P.O. Box 1450 Alexandria Va 22313-1450. Please provide a copy of this Filing Receipt with the changes noted thereon. If you received a "Notice to File Missing Parts" for this application, please submit any corrections to this Filing Receipt with your reply to the Notice. When the USPTO processes the reply to the Notice, the USPTO will generate another Filing Receipt incorporating the requested corrections (if appropriate).**

Applicant(s)

Charles G. SHAMOON, Little Elm, TX;
Deborah H. SHAMOON, Little Elm, TX;
Franklin Eugene NEAL, Ashland, KY;
Michael D. FEHNEL, Fuquay-Varina, NC;

Assignment For Published Patent Application

Charles G. SHAMOON, Little Elm, TX
Deborah H. SHAMOON, Little Elm, TX

Power of Attorney: The patent practitioners associated with Customer Number 23983

Domestic Priority data as claimed by applicant

This application is a DIV of 11/163,372 10/17/2005
which is a DIV of 11/160,006 06/06/2005 PAT 6,990,335
which claims benefit of 60/522,887 11/18/2004

Foreign Applications

If Required, Foreign Filing License Granted: 03/27/2007

The country code and number of your priority application, to be used for filing abroad under the Paris Convention, is
US11/686,984

Projected Publication Date: 07/05/2007

Non-Publication Request: No

Early Publication Request: No

**** SMALL ENTITY ****

Title

UBIQUITOUS CONNECTIVITY AND CONTROL SYSTEM FOR REMOTE LOCATIONS

Preliminary Class

236

PROTECTING YOUR INVENTION OUTSIDE THE UNITED STATES

Since the rights granted by a U.S. patent extend only throughout the territory of the United States and have no effect in a foreign country, an inventor who wishes patent protection in another country must apply for a patent in a specific country or in regional patent offices. Applicants may wish to consider the filing of an international application under the Patent Cooperation Treaty (PCT). An international (PCT) application generally has the same effect as a regular national patent application in each PCT-member country. The PCT process **simplifies** the filing of patent applications on the same invention in member countries, but **does not result** in a grant of "an international patent" and does not eliminate the need of applicants to file additional documents and fees in countries where patent protection is desired.

Almost every country has its own patent law, and a person desiring a patent in a particular country must make an application for patent in that country in accordance with its particular laws. Since the laws of many countries differ in various respects from the patent law of the United States, applicants are advised to seek guidance from specific foreign countries to ensure that patent rights are not lost prematurely.

Applicants also are advised that in the case of inventions made in the United States, the Director of the USPTO must issue a license before applicants can apply for a patent in a foreign country. The filing of a U.S. patent application serves as a request for a foreign filing license. The application's filing receipt contains further information and guidance as to the status of applicant's license for foreign filing.

Applicants may wish to consult the USPTO booklet, "General Information Concerning Patents" (specifically, the section entitled "Treaties and Foreign Patents") for more information on timeframes and deadlines for filing foreign patent applications. The guide is available either by contacting the USPTO Contact Center at 800-786-9199, or it can be viewed on the USPTO website at <http://www.uspto.gov/web/offices/pac/doc/general/index.html>.

For information on preventing theft of your intellectual property (patents, trademarks and copyrights), you may wish to consult the U.S. Government website, <http://www.stopfakes.gov>. Part of a Department of Commerce initiative, this website includes self-help "toolkits" giving innovators guidance on how to protect intellectual property in specific countries such as China, Korea and Mexico. For questions regarding patent enforcement issues, applicants may call the U.S. Government hotline at 1-866-999-HALT (1-866-999-4158).

LICENSE FOR FOREIGN FILING UNDER

Title 35, United States Code, Section 184

Title 37, Code of Federal Regulations, 5.11 & 5.15

GRANTED

The applicant has been granted a license under 35 U.S.C. 184, if the phrase "IF REQUIRED, FOREIGN FILING LICENSE GRANTED" followed by a date appears on this form. Such licenses are issued in all applications where the conditions for issuance of a license have been met, regardless of whether or not a license may be required as set forth in 37 CFR 5.15. The scope and limitations of this license are set forth in 37 CFR 5.15(a) unless an earlier license has been issued under 37 CFR 5.15(b). The license is subject to revocation upon written notification. The date indicated is the effective date of the license, unless an earlier license of similar scope has been granted under 37 CFR 5.13 or 5.14.

This license is to be retained by the licensee and may be used at any time on or after the effective date thereof unless it is revoked. This license is automatically transferred to any related applications(s) filed under 37 CFR 1.53(d). This license is not retroactive.

The grant of a license does not in any way lessen the responsibility of a licensee for the security of the subject matter as imposed by any Government contract or the provisions of existing laws relating to espionage and the national security or the export of technical data. Licensees should apprise themselves of current regulations especially with respect to certain countries, of other agencies, particularly the Office of Defense Trade Controls, Department of State (with respect to Arms, Munitions and Implements of War (22 CFR 121-128)); the Bureau of Industry and Security, Department of Commerce (15 CFR parts 730-774); the Office of Foreign Assets Control, Department of Treasury (31 CFR Parts 500+) and the Department of Energy.

NOT GRANTED

No license under 35 U.S.C. 184 has been granted at this time, if the phrase "IF REQUIRED, FOREIGN FILING LICENSE GRANTED" DOES NOT appear on this form. Applicant may still petition for a license under 37 CFR 5.12, if a license is desired before the expiration of 6 months from the filing date of the application. If 6 months has lapsed from the filing date of this application and the licensee has not received any indication of a secrecy order under 35 U.S.C. 181, the licensee may foreign file the application pursuant to 37 CFR 5.15(b).

THE UNITED STATES PATENT AND TRADEMARK OFFICE

In Re: Application of)	
Charles G. SHAMOON, et al.)	
)	
Serial No. 11/686,984)	
)	
Filed: 03/16/2007)	
)	Examiner
)	
)	Art Unit
For: UBIQUITOUS CONNECTIVITY)	
AND CONTROL SYSTEM FOR)	
REMOTE LOCATIONS)	
)	
Attorney's Docket No. 8002-06-07)	
)	

PETITION TO MAKE SPECIAL UNDER 37 CFR § 1.102(c)

Assistant Commissioner for Patents

Washington, DC 20231

Sir:

Applicant, through its undersigned representative, hereby petitions to make the above-captioned patent application special pursuant to 37 CFR § 1.102(c). This petition is made on the basis of

applicant's age. Enclosed is a Verified Statement of Age indicating that Applicant is 71 years old.

Hence, grant of this petition, accordance of special status to this application, and examination out of turn are believed to be in order and are respectfully requested. Should there be any remaining questions, the attending to of which would expedite such actions, the petition's examiner is invited to contact the undersigned at the telephone number appearing below. No fee is believed to be due with this petition. However, the Director is authorized to charge any fees associated with this or any other communication, or credit any overpayment, to Deposit Account No. 500498.

Dated: April 20, 2007

Respectfully submitted,

ISHMAN LAW FIRM P.C.

A handwritten signature in cursive script, reading "Peter D. Sachtjen".

Peter D. Sachtjen, Reg. No. 24,619

ISHMAN LAW FIRM P.C.

PO Box 1245

Cary, NC 27512-1245

Telephone: (919) 462-3036

Facsimile: (919) 462-3041

Attorney Direct Line: (252) 413-0475

THE UNITED STATES PATENT AND TRADEMARK OFFICE

)	
In Re: Application of)	
Charles G. SHAMOON, et al.)	
)	
Serial No. 11/686,984)	
)	
Filed: 03/16/2007)	
)	
)	Examiner
)	
)	Art Unit
For: UBIQUITOUS CONNECTIVITY)	
AND CONTROL SYSTEM FOR)	
REMOTE LOCATIONS)	
)	
Attorney's Docket No. 8002-06-07)	
)	

VERIFIED STATEMENT OF AGE

Assistant Commissioner for Patents
Washington, DC 20231

Sir:

The undersigned hereby states that he was born on August 16, 1935 and is now 71 years old.

The undersigned, Franklin Eugene NEAL, declares that all statements made herein of his own knowledge are true, that all statements made on information and belief are believed to be true; and further that these statements were made with the knowledge that willful, false statements and the like so made are punishable by fine or imprisonment, or both, under § 1001 of Title 18 of United States Code that such willful false statements may jeopardize the validity of the Application or any patent issuing therefrom.


Respectfully submitted,



Franklin Eugene NEAL, Applicant

Date January 26, 2007

Attachment: Photocopy of Drivers License



IN THE UNITED STATES PATENT AND TRADEMARK OFFICE

Applicant: SHAMOON, Charles G.
Title: UBIQUITOUS CONNECTIVITY AND
CONTROL SYSTEM FOR REMOTE
LOCATIONS
Serial No.: 11/686,984
Filing Date: 03/16/2007
Art Unit: 3744
Examiner:
Docket No.: 8002-06-07
Last Action: 03/16/2007 (application filed)
Customer No. 23983

Commissioner for Patents
Post Office Box 1450
Alexandria, VA 22313-1450

Dear Sir:

PRELIMINARY AMENDMENT

This amendment is being filed prior to the issuance of a first office action. The status of the pending claims is set forth in the Claims Status below.

CLAIM STATUS

1. (Original) A method for environmental control and information processing associated with a structure, the method comprising:

- a. providing a user with a remote control unit, said remote control unit:
 - receiving through short message service (SMS) from a control unit in the structure a status message directly over a cellular network related to the status of an environmental unit at said structure,
 - notifying said user of receipt of said status message' and displaying said status message on said remote control unit;
- b. providing by said user at said remote control unit in response to said status message a control message containing control information to use for controlling said environmental control units;
- c. delivering said control message from said remote control unit to the cellular network as a SMS message and relaying said control message to said control unit;

d. creating a control command for said environmental control unit based on the control information of the control message; and

e. delivering the control commands to the plurality of environmental control units.

2. (Original) The method of claim 1 comprising sending as an SMS message to the remote control unit a response message indicating delivery of a control command to the environmental control unit.

3. (Original) The method of claim 2 wherein the response message includes status information for the environmental control unit.

4. (Original) The method of claim 1 comprising controlling environmental conditions within the structure using the plurality of environmental control units.

5. (Original) The method of claim 1 comprising detecting presence of an authorized person and sending said status message

to the remote control unit indicating the presence of the authorized person.

6. (Original) The method of claim 5 wherein detecting presence of the authorized person includes detecting the authorized person proximate to the structure.

7. (Original) The method of claim 6 wherein the remote control unit includes global positioning satellite (GPS) capabilities and detecting the authorized person proximate to the structure comprises receiving GPS information from the remote control unit.

8. (Original) The method of claim 6 wherein at least one of the plurality of environmental control units includes a heating system and comprising sending a control command to the heating system to adjust the temperature within the structure in response to detecting the authorized person proximate to the structure.

9. (Original) The method of claim 6 wherein at least one of the plurality of environmental control units includes a lighting system

and comprising sending a control command to the lighting system to turn on lighting associated with the structure in response to detecting the authorized person proximate to the structure.

10. (Original) The method of claim 1 comprising detecting presence of an unauthorized person and sending an SMS message to the remote control unit indicating the presence of the unauthorized person.

11. (Original) The method of claim 10 wherein at least one of the plurality of environmental control units includes a burglar alarm and detecting presence of the unauthorized person includes detecting a structural breach of the structure via the burglar alarm.

12. (Original) The method of claim 1 comprising accessing remote information, creating a control command based on the remote information, and delivering the control command to at least one of the plurality of environmental control units.

13. (Original) The method of claim 12 comprising sending an SMS message to the remote control unit based on the remote information and the control command delivered to the at least one of the plurality of environmental control units.

14. (Original) The method of claim 13 wherein accessing the remote information includes accessing a weather forecasting service and the remote information relates to local weather conditions.

15. (Original) The method of claim 14 wherein the at least one of the plurality of environmental control units includes a sprinkler system and the control command includes an instruction to bypass a scheduled watering cycle for the sprinkler system when the local weather conditions include a forecast for rain.

16. (Original) The method of claim 14 wherein the at least one of the plurality of environmental control units includes a power control system and the control command includes an instruction to power down sensitive electronics when the local weather conditions include a forecast for severe weather.

17. (Original) The method of claim 14 wherein the at least one of the plurality of environmental control units includes a window control system and the control command includes an instruction to adjust at least one of windows and window coverings that are associated with the structure to conserve energy when the local weather conditions include a forecast for a change in weather conditions.

18. (Original) The method of claim 13 wherein accessing remote information includes accessing a school system's notification information service and the remote information includes school related information.

19. (Original) The method of claim 18 wherein the at least one of the plurality of environmental control units includes a heating system and the control command includes an instruction to adjust the heat when the school related information includes a notification that schools are being released early due to inclement weather.

20. (Original) A system for environmental control and information processing associated with a structure, the method comprising:

- a controller adapted to interface with an environmental control unit associated with the structure; and

- a wireless module adapted to:

 - receive from a remote control unit a control message delivered from a remote control unit from a cellular network as a short message service (SMS) message comprising control information to use for controlling the environmental control unit;

 - create control commands for the environmental control unit based on the control information of the SMS messages;

 - deliver the control commands to the environmental control unit via the controller; and

 - deliver to said remote control unit for receipt as a SMS message a revised status message indicating execution of said control information; and

 - means at remote control device for notifying a user of said remote control device of said receipt and

displaying information related to said revised status message.

21. (Original) The system of claim 20 wherein the environmental control unit is adapted to control environment conditions within the structure.

22. (Original) The system of claim 20 wherein the wireless module is adapted to detect presence of an authorized person and to send an SMS message to the remote control unit indicating the presence of the authorized person.

23. (Original) The system of claim 22 wherein, in being adapted to detect presence of the authorized person, the wireless module is adapted to detect the authorized person proximate to the structure.

24. (Original) The system of claim 23 wherein the remote control unit includes global positioning satellite (GPS) capabilities and wherein, in being adapted to detect the authorized person proximate to the structure, the wireless module is adapted to detect

the authorized person by receiving GPS information from the remote control unit.

25. (Original) The system of claim 23 wherein the environmental control unit is a heating system and wherein the wireless module is adapted to send a control command to the heating system via the controller to adjust the temperature within the structure in response to detecting the authorized person proximate to the structure.

26. (Original) The system of claim 23 wherein the environmental control unit is a lighting system and wherein the wireless module is adapted to send a control command to the lighting system via the controller to turn on lighting associated with the structure in response to detecting the authorized person proximate to the structure.

27. (Original) The system of claim 20 wherein the environmental control unit IS a burglar alarm and wherein, in being adapted to detect the unauthorized person proximate to the structure, the

wireless module is adapted to detect a structural breach of the structure via the burglar alarm.

28. (Original) The system of claim 20 wherein the wireless module is adapted to access remote information, to create a control command based on the remote information, and to deliver the control command to at least one of the plurality of environmental control units via the controller.

29. (Original) The system of claim 28 wherein the wireless module is adapted to send an SMS message to the remote control unit based on the remote information and the control command delivered to the environmental control unit.

30. (Original) The system of claim 29 wherein the wireless module is adapted to access remote information by accessing a weather forecasting service and the remote information relates to local weather conditions.

31. (Original) The system of claim 30 wherein the environmental control unit is a sprinkler system and the wireless module is adapted to create the control command to instruct the sprinkler system to bypass a scheduled watering cycle when the local weather conditions include a forecast for rain.

32. (Original) The system of claim 30 wherein the environmental control unit is a power control system and the wireless module is adapted to create the control command to instruct the power control system to power down sensitive electronics when the local weather conditions include a forecast for severe weather.

33. (Original) The system of claim 30 wherein the environmental control unit is a window control system and the wireless module is adapted to create the control command to instruct the window control system to adjust at least one of windows and window coverings that are associated with the structure to conserve energy when the local weather conditions include a forecast for a change in weather conditions.

34. (Original) The system of claim 30 wherein the wireless module is adapted to access remote information by accessing a school system's notification information service and the remote information includes school related information.

35. (Original) The system of 34 wherein the at least one of the plurality of environmental control units includes a heating system and wherein the wireless module is adapted to create the control command to instruct the heating system to increase the heat when the school related information includes a notification that schools are being released early due to inclement weather.

36. (New) A method for environmental control and information processing associated with a structure, the method comprising:

a. providing a user with a remote control unit, said remote control unit:

receiving a status message from a control unit in the structure a status message directly over a cellular network using short message and/or data bearer services, said status

message related to the status of an environmental unit at said structure,

notifying said user of receipt of said status message' and displaying said status message on said remote control unit;

b. providing by said user at said remote control unit in response to said status message a control message containing control information to use for controlling said environmental control units;

c. delivering said control message from said remote control unit to the cellular network using short message and/or data bearer services and relaying said control message to said control unit;

d. creating a control command for said environmental control unit based on the control information of the control message; and

e. delivering the control commands to the plurality of environmental control units.

37. (New) A system for environmental control and information processing associated with a structure, the method comprising:

a controller adapted to interface with an environmental control unit associated with the structure; and

a wireless module adapted to:

- receive from a remote control unit a control message delivered from a remote control unit from a cellular network using short message and/or data bearer services, said control message comprising control information to use for controlling the environmental control unit;
- create control commands for the environmental control unit based on the control information;
- deliver the control commands to the environmental control unit via the controller;
- deliver to said remote control unit for receipt using said services of said cellular network a revised status message indicating execution of said control information; and
- means at remote control device for notifying a user of said remote control device of said receipt and displaying information related to said revised status message.

REMARKS

By this amendment, Applicant is adding claims 36 and 37 and presenting for consideration claims 1 through 37.

It is submitted that claims 1 through 37 recite patentable novelty over prior art and allowance thereof is respectfully requested.

Dated: April 20, 2007

Respectfully submitted,
ISHMAN LAW FIRM P.C.

A handwritten signature in cursive script, reading "Peter D. Sachtjen".

Peter D. Sachtjen
Reg. No. 24,619

Ishman Law Firm P.C.
Post Office Box 1245
Cary, NC 27512
Patent Administration: (919) 462-3036
Facsimile: (919) 462-3041
Attorney Direct Line: (252) 413-0475

Under the Paperwork Reduction Act of 1995, no persons are required to respond to a collection of information unless it contains a valid OMB control number.

INFORMATION DISCLOSURE STATEMENT BY APPLICANT (Not for submission under 37 CFR 1.99)	Application Number	11686984
	Filing Date	2007-03-16
	First Named Inventor	SHAMOON, et al. Charles G.
	Art Unit	
	Examiner Name	
	Attorney Docket Number	8002-06-07

U.S. PATENTS						Remove
Examiner Initial*	Cite No	Patent Number	Kind Code ¹	Issue Date	Name of Patentee or Applicant of cited Document	Pages, Columns, Lines where Relevant Passages or Relevant Figures Appear
	1	4918439		1990-04-17	WOZNIAK, et al.	
	2	4965557		1990-10-23	SCHEPERS, et al.	
	3	5109222		1992-04-28	WELTY	
	4	5247580		1993-09-21	KIMURA, et al.	
	5	5544036		1996-08-06	BROWN, Jr., et al.	
	6	5545857		1996-08-13	LEE, et al.	
	7	5579496		1996-11-26	VAN STEENBRUGGE	
	8	5621662		1997-04-15	HUMPHRIES, et al.	

INFORMATION DISCLOSURE STATEMENT BY APPLICANT (Not for submission under 37 CFR 1.99)	Application Number	11686984
	Filing Date	2007-03-16
	First Named Inventor	SHAMOON, et al. Charles G.
	Art Unit	
	Examiner Name	
	Attorney Docket Number	8002-06-07

	9	5778256		1998-07-07	DARBEE, et al.	
	10	5805530		1998-09-08	YOUNGBERG	
	11	5818428		1998-10-06	EISENBRANDT, et al.	
	12	5917105		1999-06-29	JOAO	
	13	5924486		1999-07-20	EHLERS, et al.	
	14	6005490		1999-12-21	HIGASHIHARA	
	15	6081750		2000-06-27	HOFFBERG, et al.	
	16	6104334		2000-08-15	ALLPORT	
	17	6192282		2001-02-20	SMITH, et al.	
	18	6195589		2001-02-27	KETCHAM	
	19	6216956		2001-04-17	EHLERS, et al.	

INFORMATION DISCLOSURE STATEMENT BY APPLICANT (Not for submission under 37 CFR 1.99)	Application Number	11686984
	Filing Date	2007-03-16
	First Named Inventor	SHAMOON, et al. Charles G.
	Art Unit	
	Examiner Name	
	Attorney Docket Number	8002-06-07

	20	6264559		2001-07-24	LAWRENCE, et al.	
	21	6394359		2002-05-28	MORGAN	
	22	6398727		2002-06-04	BUI, et al.	
	23	6934862		2005-08-23	SHAROOD, et al.	
	24	6014089		2000-01-11	TRACY, et al.	
	25	6260765		2001-07-17	NATALE, et al.	
	26	6301481		2001-10-09	ROGERS, et al.	
	27	6393297		2002-05-21	SONG	
	28	6650249		2003-11-18	MEYER, et al.	
	29	6820049		2004-11-16	MONROE, et al.	
	30	6847822		2005-01-25	DENNISON, et al.	

INFORMATION DISCLOSURE STATEMENT BY APPLICANT (Not for submission under 37 CFR 1.99)	Application Number		11686984	
	Filing Date		2007-03-16	
	First Named Inventor	SHAMOON, et al. Charles G.		
	Art Unit			
	Examiner Name			
	Attorney Docket Number		8002-06-07	

	31	6854660		2005-02-15	YOON, et al.	
	32	6873824		2005-03-29	FLICK	
	33	6957393		2005-10-18	FANO, et al.	
	34	7005979		2006-02-28	HAUGHAWOUT, et al.	
	35	6919790		2005-07-19	KANAZAWA, Ritsuko	
	36	6476714		2002-11-05	MIZUTA, Rika	
	37	6813474		2004-11-02	ROBINSON, et al.	

If you wish to add additional U.S. Patent citation information please click the Add button.

Add

U.S.PATENT APPLICATION PUBLICATIONS

Remove

Examiner Initial*	Cite No	Publication Number	Kind Code ¹	Publication Date	Name of Patentee or Applicant of cited Document	Pages, Columns, Lines where Relevant Passages or Relevant Figures Appear
	1	20030034897		2003-02-20	SHAMOON, et al.	
	2	20030034898		2003-02-20	SHAMOON, et al.	

INFORMATION DISCLOSURE STATEMENT BY APPLICANT (Not for submission under 37 CFR 1.99)	Application Number		11686984
	Filing Date		2007-03-16
	First Named Inventor	SHAMOON, et al. Charles G.	
	Art Unit		
	Examiner Name		
	Attorney Docket Number	8002-06-07	

	3	20020149705		2002-10-17	ALLEN, et al.	
	4	20040092282		2004-05-03	KIM, et al.	
	5	20040235446		2004-11-25	FLAHERTY, et al.	
	6	20050044225		2005-02-24	OTA, et al.	
	7	20040128033		2004-07-01	KU, et al.	

If you wish to add additional U.S. Published Application citation information please click the Add button.

FOREIGN PATENT DOCUMENTS

Examiner Initial*	Cite No	Foreign Document Number ³	Country Code ² ;	Kind Code ⁴	Publication Date	Name of Patentee or Applicant of cited Document	Pages, Columns, Lines where Relevant Passages or Relevant Figures Appear	T ⁵
	1							<input type="checkbox"/>

If you wish to add additional Foreign Patent Document citation information please click the Add button.

NON-PATENT LITERATURE DOCUMENTS

Examiner Initials*	Cite No	Include name of the author (in CAPITAL LETTERS), title of the article (when appropriate), title of the item (book, magazine, journal, serial, symposium, catalog, etc), date, pages(s), volume-issue number(s), publisher, city and/or country where published.	T ⁵
	1	Sony Ericsson Mobile Communications AB, GT47/GT48 Control Terminal "Intelligent and Versatile Control Terminal", 2 pages, LZT 123 7602 R1D, 2003	<input checked="" type="checkbox"/>

INFORMATION DISCLOSURE STATEMENT BY APPLICANT (Not for submission under 37 CFR 1.99)	Application Number		11686984
	Filing Date		2007-03-16
	First Named Inventor	SHAMOON, et al. Charles G.	
	Art Unit		
	Examiner Name		
	Attorney Docket Number	8002-06-07	

2	Sony Ericsson Mobile Communications International, GT47/GT48 Technical Description, 43 pages, LZT 123 7607 R1B, First Edition, June 2003	<input checked="" type="checkbox"/>
3	Cellgard - Use your GSM cellphone as a remote control for almost anything, "Cellgard", http://www.cellgard.com/index.html , 2 pages (10/17/2005)	<input checked="" type="checkbox"/>
4	Cellgard - Cellgard Technical Specifications, "Cellgard", http://www.cellgard.com/specs/index.html , 3 pages (10/17/2005)	<input checked="" type="checkbox"/>
5	Cellgard - Frequently Asked Questions, "Cellgard", http://www.cellgard.com/faq/index.html , 4 pages (10/17/2005)	<input checked="" type="checkbox"/>

If you wish to add additional non-patent literature document citation information please click the Add button

EXAMINER SIGNATURE

Examiner Signature		Date Considered	
--------------------	--	-----------------	--

*EXAMINER: Initial if reference considered, whether or not citation is in conformance with MPEP 609. Draw line through a citation if not in conformance and not considered. Include copy of this form with next communication to applicant.

¹ See Kind Codes of USPTO Patent Documents at www.USPTO.GOV or MPEP 901.04. ² Enter office that issued the document, by the two-letter code (WIPO Standard ST.3). ³ For Japanese patent documents, the indication of the year of the reign of the Emperor must precede the serial number of the patent document. ⁴ Kind of document by the appropriate symbols as indicated on the document under WIPO Standard ST.16 if possible. ⁵ Applicant is to place a check mark here if English language translation is attached.

INFORMATION DISCLOSURE STATEMENT BY APPLICANT (Not for submission under 37 CFR 1.99)	Application Number	11686984
	Filing Date	2007-03-16
	First Named Inventor	SHAMOON, et al. Charles G.
	Art Unit	
	Examiner Name	
	Attorney Docket Number	8002-06-07

CERTIFICATION STATEMENT

Please see 37 CFR 1.97 and 1.98 to make the appropriate selection(s):

☐ That each item of information contained in the information disclosure statement was first cited in any communication from a foreign patent office in a counterpart foreign application not more than three months prior to the filing of the information disclosure statement. See 37 CFR 1.97(e)(1).

OR

☐ That no item of information contained in the information disclosure statement was cited in a communication from a foreign patent office in a counterpart foreign application, and, to the knowledge of the person signing the certification after making reasonable inquiry, no item of information contained in the information disclosure statement was known to any individual designated in 37 CFR 1.56(c) more than three months prior to the filing of the information disclosure statement. See 37 CFR 1.97(e)(2).

☐ See attached certification statement.

☐ Fee set forth in 37 CFR 1.17 (p) has been submitted herewith.

☒ None

SIGNATURE

A signature of the applicant or representative is required in accordance with CFR 1.33, 10.18. Please see CFR 1.4(d) for the form of the signature.

Signature	/Peter D. Sachtjen/	Date (YYYY-MM-DD)	2007-04-20
Name/Print	Peter D. Sachtjen	Registration Number	24619

This collection of information is required by 37 CFR 1.97 and 1.98. The information is required to obtain or retain a benefit by the public which is to file (and by the USPTO to process) an application. Confidentiality is governed by 35 U.S.C. 122 and 37 CFR 1.14. This collection is estimated to take 1 hour to complete, including gathering, preparing and submitting the completed application form to the USPTO. Time will vary depending upon the individual case. Any comments on the amount of time you require to complete this form and/or suggestions for reducing this burden, should be sent to the Chief Information Officer, U.S. Patent and Trademark Office, U.S. Department of Commerce, P.O. Box 1450, Alexandria, VA 22313-1450. DO NOT SEND FEES OR COMPLETED FORMS TO THIS ADDRESS. **SEND TO: Commissioner for Patents, P.O. Box 1450, Alexandria, VA 22313-1450.**

Privacy Act Statement

The Privacy Act of 1974 (P.L. 93-579) requires that you be given certain information in connection with your submission of the attached form related to a patent application or patent. Accordingly, pursuant to the requirements of the Act, please be advised that: (1) the general authority for the collection of this information is 35 U.S.C. 2(b)(2); (2) furnishing of the information solicited is voluntary; and (3) the principal purpose for which the information is used by the U.S. Patent and Trademark Office is to process and/or examine your submission related to a patent application or patent. If you do not furnish the requested information, the U.S. Patent and Trademark Office may not be able to process and/or examine your submission, which may result in termination of proceedings or abandonment of the application or expiration of the patent.

The information provided by you in this form will be subject to the following routine uses:

1. The information on this form will be treated confidentially to the extent allowed under the Freedom of Information Act (5 U.S.C. 552) and the Privacy Act (5 U.S.C. 552a). Records from this system of records may be disclosed to the Department of Justice to determine whether the Freedom of Information Act requires disclosure of these records.
2. A record from this system of records may be disclosed, as a routine use, in the course of presenting evidence to a court, magistrate, or administrative tribunal, including disclosures to opposing counsel in the course of settlement negotiations.
3. A record in this system of records may be disclosed, as a routine use, to a Member of Congress submitting a request involving an individual, to whom the record pertains, when the individual has requested assistance from the Member with respect to the subject matter of the record.
4. A record in this system of records may be disclosed, as a routine use, to a contractor of the Agency having need for the information in order to perform a contract. Recipients of information shall be required to comply with the requirements of the Privacy Act of 1974, as amended, pursuant to 5 U.S.C. 552a(m).
5. A record related to an International Application filed under the Patent Cooperation Treaty in this system of records may be disclosed, as a routine use, to the International Bureau of the World Intellectual Property Organization, pursuant to the Patent Cooperation Treaty.
6. A record in this system of records may be disclosed, as a routine use, to another federal agency for purposes of National Security review (35 U.S.C. 181) and for review pursuant to the Atomic Energy Act (42 U.S.C. 218(c)).
7. A record from this system of records may be disclosed, as a routine use, to the Administrator, General Services, or his/her designee, during an inspection of records conducted by GSA as part of that agency's responsibility to recommend improvements in records management practices and programs, under authority of 44 U.S.C. 2904 and 2906. Such disclosure shall be made in accordance with the GSA regulations governing inspection of records for this purpose, and any other relevant (i.e., GSA or Commerce) directive. Such disclosure shall not be used to make determinations about individuals.
8. A record from this system of records may be disclosed, as a routine use, to the public after either publication of the application pursuant to 35 U.S.C. 122(b) or issuance of a patent pursuant to 35 U.S.C. 151. Further, a record may be disclosed, subject to the limitations of 37 CFR 1.14, as a routine use, to the public if the record was filed in an application which became abandoned or in which the proceedings were terminated and which application is referenced by either a published application, an application open to public inspections or an issued patent.
9. A record from this system of records may be disclosed, as a routine use, to a Federal, State, or local law enforcement agency, if the USPTO becomes aware of a violation or potential violation of law or regulation.

Electronic Patent Application Fee Transmittal				
Application Number:		11686984		
Filing Date:		16-Mar-2007		
Title of Invention:		UBIQUITOUS CONNECTIVITY AND CONTROL SYSTEM FOR REMOTE LOCATIONS		
First Named Inventor/Applicant Name:		Charles G. SHAMOON		
Filer:		Peter D. Sachtjen/Stefanie Hansen		
Attorney Docket Number:		8002-06-07		
Filed as Small Entity				
Utility Filing Fees				
Description	Fee Code	Quantity	Amount	Sub-Total in USD(\$)
Basic Filing:				
Pages:				
Claims:				
Claims in excess of 20	2202	2	25	50
Independent claims in excess of 3	2201	1	100	100
Miscellaneous-Filing:				
Petition:				
Patent-Appeals-and-Interference:				
Post-Allowance-and-Post-Issuance:				

Description	Fee Code	Quantity	Amount	Sub-Total in USD(\$)
Extension-of-Time:				
Miscellaneous:				
Total in USD (\$)				150

Electronic Acknowledgement Receipt

EFS ID:	1700411
Application Number:	11686984
International Application Number:	
Confirmation Number:	7370
Title of Invention:	UBIQUITOUS CONNECTIVITY AND CONTROL SYSTEM FOR REMOTE LOCATIONS
First Named Inventor/Applicant Name:	Charles G. SHAMOON
Customer Number:	23983
Filer:	Peter D. Sachtjen/Stefanie Hansen
Filer Authorized By:	Peter D. Sachtjen
Attorney Docket Number:	8002-06-07
Receipt Date:	20-APR-2007
Filing Date:	16-MAR-2007
Time Stamp:	10:27:15
Application Type:	Utility

Payment information:

Submitted with Payment	yes
Payment was successfully received in RAM	\$ 150
RAM confirmation Number	1541
Deposit Account	500498

File Listing:

Document Number	Document Description	File Name	File Size(Bytes)	Multi Part /.zip	Pages (if appl.)
-----------------	----------------------	-----------	------------------	------------------	------------------

1	Petition for review by the Technology Center SPRE.	Petition.pdf	18548	no	2
Warnings:					
Information:					
2	Examination support document	StmtPg1.pdf	12600	no	1
Warnings:					
Information:					
3	Examination support document	StmtPg2.pdf	21400	no	1
Warnings:					
Information:					
4	Examination support document	KYDL.pdf	18868	no	1
Warnings:					
Information:					
5	Preliminary Amendment	PA042007.pdf	45315	no	16
Warnings:					
Information:					
6	Information Disclosure Statement (IDS) Filed	IDSfinal.pdf	1059465	no	8
Warnings:					
Information:					
7	NPL Documents	NPL01.pdf	123751	no	2
Warnings:					
Information:					
8	NPL Documents	NPL02.pdf	1027291	no	43
Warnings:					
Information:					
9	NPL Documents	NPL03.pdf	64354	no	2
Warnings:					
Information:					

10	NPL Documents	NPL04.pdf	95495	no	3
Warnings:					
Information:					
11	NPL Documents	NPL05.pdf	152639	no	4
Warnings:					
Information:					
12	Fee Worksheet (PTO-06)	fee-info.pdf	8324	no	2
Warnings:					
Information:					
Total Files Size (in bytes):			2648050		
<p>This Acknowledgement Receipt evidences receipt on the noted date by the USPTO of the indicated documents, characterized by the applicant, and including page counts, where applicable. It serves as evidence of receipt similar to a Post Card, as described in MPEP 503.</p> <p><u>New Applications Under 35 U.S.C. 111</u> If a new application is being filed and the application includes the necessary components for a filing date (see 37 CFR 1.53(b)-(d) and MPEP 506), a Filing Receipt (37 CFR 1.54) will be issued in due course and the date shown on this Acknowledgement Receipt will establish the filing date of the application.</p> <p><u>National Stage of an International Application under 35 U.S.C. 371</u> If a timely submission to enter the national stage of an international application is compliant with the conditions of 35 U.S.C. 371 and other applicable requirements a Form PCT/DO/EO/903 indicating acceptance of the application as a national stage submission under 35 U.S.C. 371 will be issued in addition to the Filing Receipt, in due course.</p> <p><u>New International Application Filed with the USPTO as a Receiving Office</u> If a new international application is being filed and the international application includes the necessary components for an international filing date (see PCT Article 11 and MPEP 1810), a Notification of the International Application Number and of the International Filing Date (Form PCT/RO/105) will be issued in due course, subject to prescriptions concerning national security, and the date shown on this Acknowledgement Receipt will establish the international filing date of the application.</p>					

Under the Paperwork Reduction Act of 1995, no persons are required to respond to a collection of information unless it displays a valid OMB control number.

PATENT APPLICATION FEE DETERMINATION RECORD

Substitute for Form PTO-875

Application or Docket Number

11/686,984**APPLICATION AS FILED - PART I**

(Column 1)

(Column 2)

FOR	NUMBER FILED	NUMBER EXTRA
BASIC FEE (37 CFR 1.16(a), (b), or (c))		
SEARCH FEE (37 CFR 1.16(k), (l), or (m))		
EXAMINATION FEE (37 CFR 1.16(o), (p), or (q))		
TOTAL CLAIMS (37 CFR 1.16(j))	35 minus 20 =	15
INDEPENDENT CLAIMS (37 CFR 1.16(h))	2 minus 3 =	
APPLICATION SIZE FEE (37 CFR 1.16(s))	If the specification and drawings exceed 100 sheets of paper, the application size fee due is \$250 (\$125 for small entity) for each additional 50 sheets or fraction thereof. See 35 U.S.C. 41(a)(1)(G) and 37 CFR	
MULTIPLE DEPENDENT CLAIM PRESENT (37 CFR 1.16(j))		

* If the difference in column 1 is less than zero, enter "0" in column 2.

SMALL ENTITY

OR

OTHER THAN SMALL ENTITY

RATE (\$)	FEE (\$)
	75
	250
	100
X\$ 25=	375
X\$100=	
N/A	
TOTAL	800

RATE (\$)	FEE (\$)
X\$50=	
X\$200=	
N/A	
TOTAL	

APPLICATION AS AMENDED - PART II**4/20/07**

(Column 1)

(Column 2)

(Column 3)

AMENDMENT A	CLAIMS REMAINING AFTER AMENDMENT	HIGHEST NUMBER PREVIOUSLY PAID FOR	PRESENT EXTRA
Total (37 CFR 1.16(l))	* 37 Minus ** 35 =	2	
Independent (37 CFR 1.16(h))	* 4 Minus *** 3 =	1	
Application Size Fee (37 CFR 1.16(s))			
FIRST PRESENTATION OF MULTIPLE DEPENDENT CLAIM (37 CFR 1.16(j))			

SMALL ENTITY

OR

OTHER THAN SMALL ENTITY

RATE (\$)	ADDITIONAL FEE (\$)
X 25 =	80
X 100 =	100
N/A	
TOTAL ADDT FEE	150

RATE (\$)	ADDITIONAL FEE (\$)
X =	
X =	
N/A	
TOTAL ADDT FEE	

(Column 1)

(Column 2)

(Column 3)

AMENDMENT B	CLAIMS REMAINING AFTER AMENDMENT	HIGHEST NUMBER PREVIOUSLY PAID FOR	PRESENT EXTRA
Total (37 CFR 1.16(l))	* Minus **		
Independent (37 CFR 1.16(h))	* Minus ***		
Application Size Fee (37 CFR 1.16(s))			
FIRST PRESENTATION OF MULTIPLE DEPENDENT CLAIM (37 CFR 1.16(j))			

RATE (\$)	ADDITIONAL FEE (\$)
X =	
X =	
N/A	
TOTAL ADDT FEE	

OR

RATE (\$)	ADDITIONAL FEE (\$)
X =	
X =	
N/A	
TOTAL ADDT FEE	

* If the entry in column 1 is less than the entry in column 2, write "0" in column 3.

** If the "Highest Number Previously Paid For" IN THIS SPACE is less than 20, enter "20".

*** If the "Highest Number Previously Paid For" IN THIS SPACE is less than 3, enter "3".

The "Highest Number Previously Paid For" (Total or Independent) is the highest number found in the appropriate box in column 1.

This collection of information is required by 37 CFR 1.16. The information is required to obtain or retain a benefit by the public which is to file (and by the USPTO to process) an application. Confidentiality is governed by 35 U.S.C. 122 and 37 CFR 1.14. This collection is estimated to take 12 minutes to complete, including gathering, preparing, and submitting the completed application form to the USPTO. Time will vary depending upon the individual case. Any comments on the amount of time you require to complete this form and/or suggestions for reducing this burden, should be sent to the Chief Information Officer, U.S. Patent and Trademark Office, U.S. Department of Commerce, P.O. Box 1450, Alexandria, VA 22313-1450. DO NOT SEND FEES OR COMPLETED FORMS TO THIS ADDRESS. SEND TO: Commissioner for Patents, P.O. Box 1450, Alexandria, VA 22313-1450.

If you need assistance in completing the form, call 1-800-PTO-9199 and select option 2.

INDEX OF CLAIMS

11/686,984

✓ Rejected N Non-elected
 = Allowed I Interference
 - (Through numeral)... Canceled A Appeal
 + Restricted O Objected

Im	Date											
Original												
1												
2												
3												
4												
5												
6												
7												
8												
9												
10												
11												
12												
13												
14												
15												
16												
17												
18												
19												
20												
21												
22												
23												
24												
25												
26												
27												
28												
29												
30												
31												
32												
33												
34												
35												
36												
37												
38												
39												
40												
41												
42												
43												
44												
45												
46												
47												
48												
49												
50												

Claim	Date											
Final	Original											
61												
52												
53												
54												
55												
56												
57												
58												
59												
60												
61												
62												
63												
64												
65												
66												
67												
68												
69												
70												
71												
72												
73												
74												
75												
76												
77												
78												
79												
80												
81												
82												
83												
84												
85												
86												
87												
88												
89												
90												
91												
92												
93												
94												
95												
96												
97												
98												
99												
100												

Claim	Date											
Final	Original											
101												
102												
103												
104												
105												
106												
107												
108												
109												
110												
111												
112												
113												
114												
115												
116												
117												
118												
119												
120												
121												
122												
123												
124												
125												
126												
127												
128												
129												
130												
131												
132												
133												
134												
135												
136												
137												
138												
139												
140												
141												
142												
143												
144												
145												
146												
147												
148												
149												
150												



UNITED STATES PATENT AND TRADEMARK OFFICE

Commissioner for Patents
United States Patent and Trademark Office
P.O. Box 1450
Alexandria, VA 22313-1450
www.uspto.gov

ISHMAN LAW FIRM PC
P.O BOX 1245
Cary, NC 27512-1245

COPY MAILED

MAY 22 2007

OFFICE OF PETITIONS

In re Application of	:	
SHAMOON, et al.	:	
Application No. 11/686,984	:	DECISION ON PETITION
Filed: March 16, 2007	:	TO MAKE SPECIAL UNDER
Attorney Docket No. 8002-06-07	:	37 CFR 1.102(c)(1)
	:	

This is a decision on the petition under 37 CFR 1.102(c)(1), filed April 20, 2007, to make the above-identified application special based on applicant's age as set forth in M.P.E.P. § 708.02, Section IV.

The petition is **GRANTED**.


A grantable petition to make an application special under 37 CFR 1.102(c)(1) and MPEP § 708.02, Section IV: Applicant's Age must be accompanied by evidence showing that at least one of the applicants is 65 years of age, or more, such as a birth certificate or a statement by applicant. No fee is required

The instant petition includes the declaration and driver's license of inventor Franklin E. Neal, attesting to his age. Accordingly, the above-identified application has been accorded "special" status.

Telephone inquiries concerning this decision should be directed to the undersigned at 571-272-7253.

All other inquiries concerning either the examination or status of the application should be directed to the Technology Center.

The application is being forwarded to the Technology Center Art Unit 3744 for action on the merits commensurate with this decision.


Monica A. Graves
Petitions Examiner
Office of Petitions



UNITED STATES PATENT AND TRADEMARK OFFICE

UNITED STATES DEPARTMENT OF COMMERCE
United States Patent and Trademark Office
Address: COMMISSIONER FOR PATENTS
P.O. Box 1450
Alexandria, Virginia 22313-1450
www.uspto.gov

APPLICATION NUMBER	FILING OR 371(c) DATE	FIRST NAMED APPLICANT	ATTY. DOCKET NO./TITLE
11/686,984	03/16/2007	Charles G. SHAMOON	8002-06-07

CONFIRMATION NO. 7370

23983
Ishman Law Firm P.C.
P.O BOX 1245
Cary, NC27512-1245

Title: UBIQUITOUS CONNECTIVITY AND CONTROL SYSTEM FOR REMOTE LOCATIONS

Publication No. US-2007-0155379-A1

Publication Date: 07/05/2007

NOTICE OF PUBLICATION OF APPLICATION

The above-identified application will be electronically published as a patent application publication pursuant to 37 CFR 1.211, et seq. The patent application publication number and publication date are set forth above.

The publication may be accessed through the USPTO's publicly available Searchable Databases via the Internet at www.uspto.gov. The direct link to access the publication is currently <http://www.uspto.gov/patft/>.

The publication process established by the Office does not provide for mailing a copy of the publication to applicant. A copy of the publication may be obtained from the Office upon payment of the appropriate fee set forth in 37 CFR 1.19(a)(1). Orders for copies of patent application publications are handled by the USPTO's Office of Public Records. The Office of Public Records can be reached by telephone at (703) 308-9726 or (800) 972-6382, by facsimile at (703) 305-8759, by mail addressed to the United States Patent and Trademark Office, Office of Public Records, Alexandria, VA 22313-1450 or via the Internet.

In addition, information on the status of the application, including the mailing date of Office actions and the dates of receipt of correspondence filed in the Office, may also be accessed via the Internet through the Patent Electronic Business Center at www.uspto.gov using the public side of the Patent Application Information and Retrieval (PAIR) system. The direct link to access this status information is currently <http://pair.uspto.gov/>. Prior to publication, such status information is confidential and may only be obtained by applicant using the private side of PAIR.

Further assistance in electronically accessing the publication, or about PAIR, is available by calling the Patent Electronic Business Center at 703-305-3028.

Pre-Grant Publication Division, 703-605-4283



UNITED STATES PATENT AND TRADEMARK OFFICE

UNITED STATES DEPARTMENT OF COMMERCE
United States Patent and Trademark Office
Address: COMMISSIONER FOR PATENTS
P.O. Box 1450
Alexandria, Virginia 22313-1450
www.uspto.gov

APPLICATION NO.	FILING DATE	FIRST NAMED INVENTOR	ATTORNEY DOCKET NO.	CONFIRMATION NO.
11/686,984	03/16/2007	Charles G. SHAMOON	8002-06-07	7370
23983	7590	07/14/2008		
Ishman Law Firm P.C. P.O BOX 1245 Cary, NC 27512-1245			EXAMINER NGUYEN, HUY D	
			ART UNIT 2617	PAPER NUMBER
			MAIL DATE 07/14/2008	DELIVERY MODE PAPER

Please find below and/or attached an Office communication concerning this application or proceeding.

The time period for reply, if any, is set in the attached communication.

Office Action Summary	Application No.	Applicant(s)	
	11/686,984	SHAMOON ET AL.	
	Examiner	Art Unit	
	HUY D. NGUYEN	2617	

-- The MAILING DATE of this communication appears on the cover sheet with the correspondence address --

Period for Reply

A SHORTENED STATUTORY PERIOD FOR REPLY IS SET TO EXPIRE 3 MONTH(S) OR THIRTY (30) DAYS, WHICHEVER IS LONGER, FROM THE MAILING DATE OF THIS COMMUNICATION.

- Extensions of time may be available under the provisions of 37 CFR 1.136(a). In no event, however, may a reply be timely filed after SIX (6) MONTHS from the mailing date of this communication.
- If NO period for reply is specified above, the maximum statutory period will apply and will expire SIX (6) MONTHS from the mailing date of this communication.
- Failure to reply within the set or extended period for reply will, by statute, cause the application to become ABANDONED (35 U.S.C. § 133). Any reply received by the Office later than three months after the mailing date of this communication, even if timely filed, may reduce any earned patent term adjustment. See 37 CFR 1.704(b).

Status

1) ☒ Responsive to communication(s) filed on 20 April 2007.

2a) ☐ This action is **FINAL**. 2b) ☒ This action is non-final.

3) ☐ Since this application is in condition for allowance except for formal matters, prosecution as to the merits is closed in accordance with the practice under *Ex parte Quayle*, 1935 C.D. 11, 453 O.G. 213.

Disposition of Claims

4) ☒ Claim(s) 1-37 is/are pending in the application.

4a) Of the above claim(s) _____ is/are withdrawn from consideration.

5) ☐ Claim(s) _____ is/are allowed.

6) ☒ Claim(s) 1-14, 18-30 and 34-37 is/are rejected.

7) ☒ Claim(s) 15-17 and 31-33 is/are objected to.

8) ☐ Claim(s) _____ are subject to restriction and/or election requirement.

Application Papers

9) ☐ The specification is objected to by the Examiner.

10) ☐ The drawing(s) filed on _____ is/are: a) ☐ accepted or b) ☐ objected to by the Examiner.
 Applicant may not request that any objection to the drawing(s) be held in abeyance. See 37 CFR 1.85(a).
 Replacement drawing sheet(s) including the correction is required if the drawing(s) is objected to. See 37 CFR 1.121(d).

11) ☐ The oath or declaration is objected to by the Examiner. Note the attached Office Action or form PTO-152.

Priority under 35 U.S.C. § 119

12) ☐ Acknowledgment is made of a claim for foreign priority under 35 U.S.C. § 119(a)-(d) or (f).

a) ☐ All b) ☐ Some * c) ☐ None of:

1. ☐ Certified copies of the priority documents have been received.

2. ☐ Certified copies of the priority documents have been received in Application No. _____.

3. ☐ Copies of the certified copies of the priority documents have been received in this National Stage application from the International Bureau (PCT Rule 17.2(a)).

* See the attached detailed Office action for a list of the certified copies not received.

Attachment(s)

1) <input checked="" type="checkbox"/> Notice of References Cited (PTO-892) 2) <input type="checkbox"/> Notice of Draftsperson's Patent Drawing Review (PTO-948) 3) <input checked="" type="checkbox"/> Information Disclosure Statement(s) (PTO/SB/08) Paper No(s)/Mail Date <u>4/20/2007</u> .	4) <input type="checkbox"/> Interview Summary (PTO-413) Paper No(s)/Mail Date. _____. 5) <input type="checkbox"/> Notice of Informal Patent Application 6) <input type="checkbox"/> Other: _____.
---	--

DETAILED ACTION

Claim Rejections - 35 USC § 112

1. The following is a quotation of the second paragraph of 35 U.S.C. 112:

The specification shall conclude with one or more claims particularly pointing out and distinctly claiming the subject matter which the applicant regards as his invention.

2. Claim 1 is rejected under 35 U.S.C. 112, second paragraph, as being indefinite for failing to particularly point out and distinctly claim the subject matter which applicant regards as the invention.
3. Claim 1 recites the limitation "environmental control unit" in lines 14-15. There is insufficient antecedent basis for this limitation in the claim.

Claim Rejections - 35 USC § 102

4. The following is a quotation of the appropriate paragraphs of 35 U.S.C. 102 that form the basis for the rejections under this section made in this Office action:

A person shall be entitled to a patent unless –

(b) the invention was patented or described in a printed publication in this or a foreign country or in public use or on sale in this country, more than one year prior to the date of application for patent in the United States.

5. Claims 1, 4-6, 10-13, 20-23, 27-29, 36 are rejected under 35 U.S.C. 102(b) as being anticipated by Sabie (WO 01/65875 A1).

Regarding claims 1, 20-21, 36, Sabie teaches a method for environmental control and information processing associated with a structure, the method comprising a. providing a user with a remote control unit, said remote control unit: receiving through short message service (SMS) from a control unit (e.g., control device 4, see page 3) in the structure (e.g., area of interest 1: any room, house, office, building,...see page 4) a status message directly over a

cellular network related to the status of an environmental unit at said structure (e.g., measuring devices 2 notice and measure parameter as temperature, pressure, humidity, any motion,..., see page 4), notifying said user of receipt of said status message and displaying said status message on said remote control unit (e.g., cell phone 5, see page 4, lines 1-5) ; b. providing by said user at said remote control unit in response to said status message a control message containing control information to use for controlling said environmental control units (see page 4, lines 5-11); c. delivering said control message from said remote control unit to the cellular network as a SMS message and relaying said control message to said control unit (see the abstract and page 4); d. creating a control command for said environmental control unit based on the control information of the control message (see the abstract and page 4); and e. delivering the control commands to the plurality of environmental control units (see the abstract and page 4).

Regarding claim 4, Sabie teaches the method of claim 1 comprising controlling environmental conditions within the structure using the plurality of environmental control units (e.g., see page 4).

Regarding claims 5-6, 10-11, 22-23, 27, Sabie teaches the method of claim 1 comprising detecting presence of an authorized person and sending said status message to the remote control unit indicating the presence of the authorized person (see page 6, the last paragraph).

Regarding claims 12-13, 28-29, Sabie teaches the method of claim 1 comprising accessing remote information (e.g., temperature, humidity, motion,..., see page 4), creating a control command based on the remote information, and delivering the control command to at least one of the plurality of environmental control units (see page 4).

Claim Rejections - 35 USC § 103

6. The following is a quotation of 35 U.S.C. 103(a) which forms the basis for all obviousness rejections set forth in this Office action:

(a) A patent may not be obtained though the invention is not identically disclosed or described as set forth in section 102 of this title, if the differences between the subject matter sought to be patented and the prior art are such that the subject matter as a whole would have been obvious at the time the invention was made to a person having ordinary skill in the art to which said subject matter pertains. Patentability shall not be negated by the manner in which the invention was made.

7. Claims 2-3, 37 are rejected under 35 U.S.C. 103(a) as being unpatentable over Sabie.

Regarding claims 2-3, 37, Sabie does not specifically teach sending as an SMS message to the remote control unit a response message indicating delivery of a control command to the environmental control unit. However, it would have been obvious for the control devices 4 to have responded to the mobile phone 5 after the control command had been delivered so that the user 6 can be sure that the control devices 4 had received the control command.

8. Claims 7, 24 are rejected under 35 U.S.C. 103(a) as being unpatentable over Sabie in view of Cannon et al. (U.S. Patent No. 7,058,358).

Regarding claims 7, 24, Sabie does not teach the method of claim 6 wherein the remote control unit includes global positioning satellite (GPS) capabilities and detecting the authorized person proximate to the structure comprises receiving GPS information from the remote control unit. However, the preceding limitation is taught in Cannon et al. (see col. 5, lines 36-41). It would have been obvious to have implemented the system of Sabie by the teaching of Cannon et al. to determine if the authorized person/device is within a predetermined secure area.

9. Claims 8-9, 25-26 are rejected under 35 U.S.C. 103(a) as being unpatentable over Sabie in view of Richton (U.S. Patent No. 6,400,956).

Regarding claims 8, 25, Sabie does not teach the method of claim 6 wherein at least one of the plurality of environmental control units includes a heating system and comprising sending a control command to the heating system to adjust the temperature within the structure in response to detecting the authorized person proximate to the structure. The preceding limitation is taught in Richton (see col. 3, lines 51-64). It would have been obvious to have implemented the system of Sabie by the teaching of Richton to provide convenience for the users by adjusting the home temperature to give a comfortable environment when the user enters his/her home.

Regarding claims 9, 26, Richton teaches the method of claim 6 wherein at least one of the plurality of environmental control units includes a lighting system and comprising sending a control command to the lighting system to turn on lighting associated with the structure in response to detecting the authorized person proximate to the structure (see col. 3, lines 51-64).

10. Claims 14, 18-19, 30, 34-35 are rejected under 35 U.S.C. 103(a) as being unpatentable over Sabie in view of Wang et al. (US 2006/0025164 A1).

Regarding claims 14, 18-19, 30, 34-35, Sabie does not teach the method of claim 13 wherein accessing the remote information includes accessing a weather forecasting service and the remote information relates to local weather conditions. The preceding limitation is taught in Wang et al. (see par. 27). It would have been obvious to have implemented the system of Sabie by the teaching of Wang et al. in order to provide convenience for the users by adjusting the

home temperature/humidity accordingly to give a comfortable environment when the user enters his/her home.

Allowable Subject Matter

11. Claims 15-17, 31-33 are objected to as being dependent upon a rejected base claim, but would be allowable if rewritten in independent form including all of the limitations of the base claim and any intervening claims.

Contact Information

12. Any inquiry concerning this communication or earlier communications from the examiner should be directed to HUY D. NGUYEN whose telephone number is (571)272-7845. The examiner can normally be reached on M-F.

If attempts to reach the examiner by telephone are unsuccessful, the examiner's supervisor, Dwayne Bost can be reached on 571-272-7023. The fax phone number for the organization where this application or proceeding is assigned is 571-273-8300.

Information regarding the status of an application may be obtained from the Patent Application Information Retrieval (PAIR) system. Status information for published applications may be obtained from either Private PAIR or Public PAIR. Status information for unpublished applications is available through Private PAIR only. For more information about the PAIR system, see <http://pair-direct.uspto.gov>. Should you have questions on access to the Private PAIR system, contact the Electronic Business Center (EBC) at 866-217-9197 (toll-free). If you would like assistance from a USPTO Customer Service Representative or access to the automated information system, call 800-786-9199 (IN USA OR CANADA) or 571-272-1000.

/Huy D Nguyen/
Examiner, Art Unit 2617

/DWAYNE D. BOST/
Supervisory Patent Examiner, Art Unit 2617

Notice of References Cited	Application/Control No. 11/686,984	Applicant(s)/Patent Under Reexamination SHAMOON ET AL.	
	Examiner HUY D. NGUYEN	Art Unit 2617	Page 1 of 1

U.S. PATENT DOCUMENTS

*		Document Number Country Code-Number-Kind Code	Date MM-YYYY	Name	Classification
*	A	US-6,400,956 B1	06-2002	Richton, Robert Ellis	455/456.3
*	B	US-2002/0133545 A1	09-2002	Fano et al.	709/203
*	C	US-2005/0085928 A1	04-2005	Shani, Haim	700/018
*	D	US-2005/0131551 A1	06-2005	Ruutu et al.	700/001
*	E	US-2006/0046725 A1	03-2006	Sonnenrein et al.	455/445
	F	US-			
	G	US-			
	H	US-			
	I	US-			
	J	US-			
	K	US-			
	L	US-			
	M	US-			

FOREIGN PATENT DOCUMENTS

*		Document Number Country Code-Number-Kind Code	Date MM-YYYY	Country	Name	Classification
	N	WO 0165875 A1	09-2001	World Intellect	SABIE R	
	O					
	P					
	Q					
	R					
	S					
	T					

NON-PATENT DOCUMENTS

*		Include as applicable: Author, Title Date, Publisher, Edition or Volume, Pertinent Pages)
	U	
	V	
	W	
	X	

*A copy of this reference is not being furnished with this Office action. (See MPEP § 707.05(a).)
Dates in MM-YYYY format are publication dates. Classifications may be US or foreign.

(12) INTERNATIONAL APPLICATION PUBLISHED UNDER THE PATENT COOPERATION TREATY (PCT)

(19) World Intellectual Property Organization
International Bureau



(43) International Publication Date
7 September 2001 (07.09.2001)

PCT

(10) International Publication Number
WO 01/65875 A1

(51) International Patent Classification⁷: **H04Q 7/22**

(21) International Application Number: PCT/RO00/00007

(22) International Filing Date: 7 March 2000 (07.03.2000)

(25) Filing Language: English

(26) Publication Language: English

(30) Priority Data:
00-00235 29 February 2000 (29.02.2000) RO

ES, FI, GB, GD, GE, GH, GM, HR, HU, ID, IL, IN, JP, KE, KG, KP, KR, KZ, LC, LK, LR, LS, LT, LU, LV, MD, MG, MK, MN, MW, MX, NO, NZ, PL, PT, RO, RU, SD, SE, SG, SI, SK, SL, TJ, TM, TR, TT, UA, UG, US, UZ, VN, YU, ZA, ZW.

(84) Designated States (*regional*): ARIPO patent (GH, GM, KE, LS, MW, SD, SL, SZ, TZ, UG, ZW), Eurasian patent (AM, AZ, BY, KG, KZ, MD, RU, TJ, TM), European patent (AT, BE, CH, CY, DE, DK, ES, FI, FR, GB, GR, IE, IT, LU, MC, NL, PT, SE), OAPI patent (BF, BJ, CF, CG, CI, CM, GA, GN, GW, ML, MR, NE, SN, TD, TG).

(71) Applicant and

(72) Inventor: **SABIE, Razvan** [RO/RO]; Calea Victoriei 1-5, sc.B, et 5, ap.64, R-Bucuresti 3 (RO).

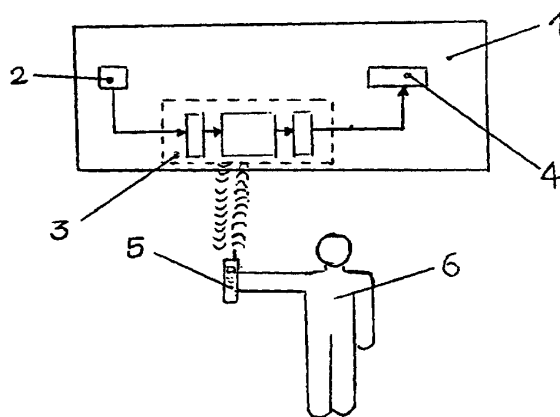
Published:

— with international search report

(81) Designated States (*national*): AE, AL, AM, AT, AU, AZ, BA, BB, BG, BR, BY, CA, CH, CN, CU, CZ, DE, DK, EE,

For two-letter codes and other abbreviations, refer to the "Guidance Notes on Codes and Abbreviations" appearing at the beginning of each regular issue of the PCT Gazette.

(54) Title: METHOD AND DEVICE FOR REMOTE CONTROL AND REMOTE MONITORING VIA SHORT MESSAGE SERVICE



(57) Abstract: Information and Remote Control and Administration Method and Device. It uses a mobile phone network SMS (short messages service) service. Features: the user receives to a mobile phone data as SMS messages; data refer to certain parameters from a certain long distance area of interest, through sensors/measuring devices which transmit all measured data from the area of interest to a device for applying the method. The device for applying the method is characterized by a data reception interface, which transforms the received data in digital signals. These signals are locally transmitted to a two way pager (or any other device able to transmit - receive SMS messages). The pager sends SMS messages, through the mobile phone network, according to the loaded program, to the user's mobile phone. The user, using the same mobile phone, can send SMS messages, through the mobile phone network, to the device for applying the method. The above mentioned device controls/commands the devices/plants from the area of interest, through a control interface, according to the instructions contained by the control messages received from the user.

WO 01/65875 A1

METHOD AND DEVICE FOR REMOTE CONTROL AND REMOTE MONITORING VIA SHORT MESSAGE SERVICE

This present invention refers to both the information process and the remote control & administration process, as method and device, based on any mobile phone network' Short Message Service (SMS).

The industrial information and the remote control & administration methods and devices are well known. All of these are generally used in factories, plants, power stations in such purposes as supervising and controlling the industrial processes. These information and remote control & administration methods and devices have the following disadvantages:

- the application area is exclusively an industrial one
- the devices are dedicated by application (especially built for each application)
- the devices are extremely complicated
- all these devices involve high costs

This present invention removes all the disadvantages mentioned above by having universal application, being versatile, being a simple device and easy to be used.

According to this present invention, specific to the information and remote control & administration method and device is the fact that the user receives data from certain parameters which belongs to a certain long distance area of interest, through sensors or measuring devices. These sensors/ measuring devices are transmitting the measured data from that specific area of interest to the information and remote control & administration device. Specific to this device is the fact that it is constituted of one reception interface, one control interface and a two-way pager (or any other device for SMS messages transmission reception) connected to the both above mentioned interfaces. The reception interface has the following functions: to take data from the sensors/ measuring devices, to translate all these information and to send them to the two-way pager. The control interface has the following functions: to take all data from the two-way pager and according to these data to make the command for those devices and plants from the area of interest. The two-way pager has the following functions: to receive data from the reception interface, to give the command to the control interface and to transmit and receive SMS messages to & from the user's mobile phone. In this way, the user has the possibility to be well informed about what is going on in his area of interest and to be able to take action as he likes to, without being actually in the

area of interest. The user can easily do these by transmitting, through his mobile phone, commands, as SMS commands, to the information and remote control & administration device, which controls all the devices & plants from the area of interest. In this way, all the parameters' values of the devices & plants from the area of interest get changed as the user wishes.

The method and the device can be "Information Method and Device" just in case the device used for applying the method is equipped just for transmitting data from the area of interest to the user. In this case, the device doesn't include the control interface and the pager is an one-way pager.

The method and the device can be "Information and Remote Control & Administration Method and Device" just in case the device used for applying the method can administrate the process. In this case the two-way pager is programmed to:

- operate devices & plants from the area of interest, through the control interface, at certain values of the measured parameters;
- transmit all data to the user, in certain conditions according to the program in it, so the user can control the devices & plants from the area of interest as he wishes.

By using devices and usual technologies, this present invention has the following advantages:

- the user is movable, being not tied down to any particularly location;
- all its applications are universal, the personal ones as well as the industrial ones;
- all areas of interest can be easily supervised by the user just using an ordinary mobile phone;
- the user can have as many area of interest as he wishes, by using any number of devices for applying the method he wants to. All these devices are receiving & sending messages from & to only one mobile phone;
- the distance between the areas of interest can be a large one. Distances are depending only on the mobile phone network coverage and its roaming, so the user can use the system from outside his country;
- all commands can be made also from any computer which is connected to the Internet, through any SMS messages site;
- these are very adaptable;
- these have an extensive application area and the user can easily combine the needed fields, as private, industrial, business a.s.o.;
- these are simple and costs are low;
- these are extremely fast in action.

A complete and detailed description of the invention's object can be found below, as the draws no. 1, 2, 3 and 4 picture.

Draw no. 1 pictures a general scheme for achieving the method. This one uses only one sensor or measuring device and control only one device or plant from a single area of interest. It has the following components:

- 1: area of interest
- 2: sensor or measuring device
- 3: device for applying the method
- 4: controlled device or plant
- 5: mobile phone
- 6: user

Draw no. 2 pictures the necessary scheme for building the method application device. It has the following components:

- 7: two-way pager or any other device capable to transmit receive an SMS message
- 8: reception interface
- 9: control interface

Draw no. 3 pictures the general scheme of that method which uses more than one sensors or measuring devices and more than one controlled devices and plants, placed in more than one area of interest.

According to this present invention, the information and remote control method and device are meant for the following purpose: a movable or not user, 6, being placed to any distance away from the area of interest 1, to be able to receive information referring to some certain parameters from that area and also to be able to control certain devices or plants 4, from that area of interest 1, in order to modify the values of those parameters as the user 6 wants.

All values of those parameters are measured by using sensors or measuring devices 2, which are transmitting the measured data to the device for applying the method 3.

The device for applying the method 3 is constituted of: the reception interface 8, a two-way pager 7 (or any other device capable to transmit receive an SMS message) and a control interface 9.

The reception interface 8 is receiving data from the sensors or measuring devices 2 and also is transforming all those data in digital signals which are locally sent to a two-way pager 7 (or any other device capable to transmit receive

an SMS message). The pager is receiving and transforming data, based on the contained program, as SMS messages.

Next the same pager is transmitting the messages through the mobile phone network to the user's 6 mobile phone 5. The mobile phone 5 is noticing and informing the user 6. When the messages are received by the user, he has the possibility to send control messages, as SMS messages, through the mobile phone network, to the device for applying the method 3. This device is receiving the messages through the two-way pager 7 and is transforming these in digital signals. The obtained digital signals are sent to the control interface 9 which is controlling the devices/ plants 4 from the area of interest 1, according to the received messages/ commands from the user 6.

If the user 6 is only informed about what are the changes in the area of interest 1, the method and the device are "Information Method and Device". In this particularly case, the device for applying the method 3 is having only the following components: the reception interface 8 and a one-way pager 7, and it is only transmitting data from the area of interest 1 to the user 6.

The method and the device are "Control Method and Device" if: the user 6 can control devices & plants 4, placed in his area of interest 1; the user is transmitting through his mobile phone 5 control messages as SMS messages, to a device for applying the method 3. The mentioned device for applying the method has the following components: one-way pager 7 (or any other device which can receive SMS messages), which is receiving SMS messages, and a control interface 9, through which it's controlling the devices & plants 4, from the user's 6 area of interest 1, as the user wishes.

The method and the device are "Information and Remote Control & Administration Method and Device" if: inside the device for applying the method 3, the two way pager 7 is programmed to control the devices & plants 4 from the area of interest 1, at certain values of the measured parameters and in certain conditions according to the loaded program, to transmit all data to the user 6, so the user can control as he wishes the devices & plants 4 from the area of interest 1. The area of interest 1 can be any location where from the user wants to receive data/ information. That supposes that the area of interest can be any location where technological process takes place, any machine, any room, any house, any office, any building, any plant, any car a.s.o. The sensors/ measuring devices 2 notice and measure parameters as: the electric current' intensity, the temperature, the pressure, the humidity, fluid flows, the luminosity, the smoke quantity, any motion, any touch, any data transfer a.s.o., generally speaking any parameter which can be measured. Data transmission from the sensors/ measuring devices 2 to the reception interface can be realized by wire as well as wireless (for instance by using infra-red technology, radio waves a.s.o.). The sensor can be a video

camera. In this case, the transmitted data are even images from the area of interest 1, which can be received on the user's mobile phone display 5, as the current technologies facilitate it.

The device for applying the information & remote control method 3 has the following components:

- reception interface 8 – its duties are: receiving the signals from the sensors and measuring devices 2, transforming these signals in digital signals, sending these to the two way pager 7 through a port.
- the two way pager 7 – its duties are: the first main duties category is to receive data from the reception interface 8, to process these data and to send them to the user 6 as SMS messages, according to the contained program. The second main duties category is to receive messages as SMS messages from the user 6 and to control the controlled devices/plants 4 according to their own instructions. The third duties category (an optional one) is to confirm the change of parameters values' as user 6 wanted. If the sensors/ measuring devices 2 or the controlled devices & plants 4 are spread over to a larger area can be used a bigger number of two way pagers. The contained program by the two way pager works in an external computer and can be loaded in the pager's internal flash memory, based on the same procedure the program is loaded into the mobile phone. The two way pagers can be replaced with fixed cellular phones or any other device able to transmit SMS messages in order to avoid the data transmission problems, as SMS messages between pagers and mobile phones, or in order to avoid the two way pagers manufacturing with new technologies. A two way pager can achieve both the information duty and the control duty or it can achieve separately the information duty or the control one (the user 6 can be informed through the pager and control the parameters through another pager). These pagers can achieve also the administration duty, the administration program complexity and its administration capacity as many devices and plants being limited only by the internal memory capacity (in which the above mentioned program is loaded). If the memory isn't large enough, the administration duty can be achieve by a computer which is communicating with the mentioned pager and this one is sending the messages forward.
- the control interface 9 – its duty is to control the controlled devices/plants 4, placed in the area of interest 1, according to the user's messages 6 sent through the two way pager 7. This kind of interfaces (with digital command) is generally used in the industry. A private applications world

- wide can generate these applications' standardization (for the labor saving devices remote control and for lower costs).
- the controlled devices/ plants 4 – their duty is to modify the parameters values from the area of interest 1. These devices can be controlled through the control interface 9. These devices can be: technological/ private devices/ plants for cooling/ heating, illuminating devices, alarm systems, audio video equipment, devices for doors' blocking up, video camera, or any other machine/ device/ plant to which can be adjusted a control interface.
 - the mobile phone 5 – it can be any digital mobile phone which can receive SMS messages. The communication network can be any one that allows the SMS messages transmission: GSM type, satellite transmission a.s.o.
 - the user 6 – is a person and just in case can be a group of persons which share the area of interest or segments of it. In this particularly case some of the used sensors/ measuring devices 2 or some of the used controlled devices/ plants 4 can simultaneous serve, in different combinations, more than one user 6 and being connected to more than one device for applying the method 3. The user 6 will be informed in those ways, events and time stipulated in the program. The user 6 will be able to send control messages according to the specific program mode of operation.

There are few practical samples for the invention' application:

- If in the user's home the temperature lowered too much, the sensor transmits the parameter value to the two way pager; the pager transmits the above mentioned value to the user, as SMS message; the user has the choice to transmit the command to turn on the hitting system or to limit the temperature, as he wishes.
- If in a green house the humidity lowers too much, the parameter value is transmitted to the user which can control the irrigation plants as he wants to.
- The traffic or anybody's presence in certain locations (houses, offices, fields a.s.o.) can be monitoring by simple intimation or by messages or even by images transmission on the user's mobile phone display; if the user notices that the intruders are unknown persons, he can easily activate the alarm/ the doors blocking up device, call the police, go to his area of interest a.s.o.
- Certain equipment/ other devices usage can be monitoring.

- If the water dangerously penetrates into certain spaces, if there is enough light in the area of interest a.s.o.
- Un-hospitalized sick persons and also children home alone can be monitored; for instance if the child home alone wakes up and cries, the noise/ movement sensor informs the user; the user can turn on the lights, turn on the CD player (nice relaxing music) from long distance; in the mean while the video camera, having its certain location, can be activated and able to transmit images to the user's mobile phone display.
- If the user is away (vacation for instance) no matter where in the world but he can receive SMS messages, he can easily find out if an intruder goes in his home, if it is a fire in his home, if it is cold/ hot in his home, if it is a flood in his home a.s.o. and he can take action consequently.
- If the user is away for a certain period of time he can discourage any burglar by remote control the illumination system, the CD player, the TV set a.s.o. every evening so any outsider gets the impression that the user is at home.

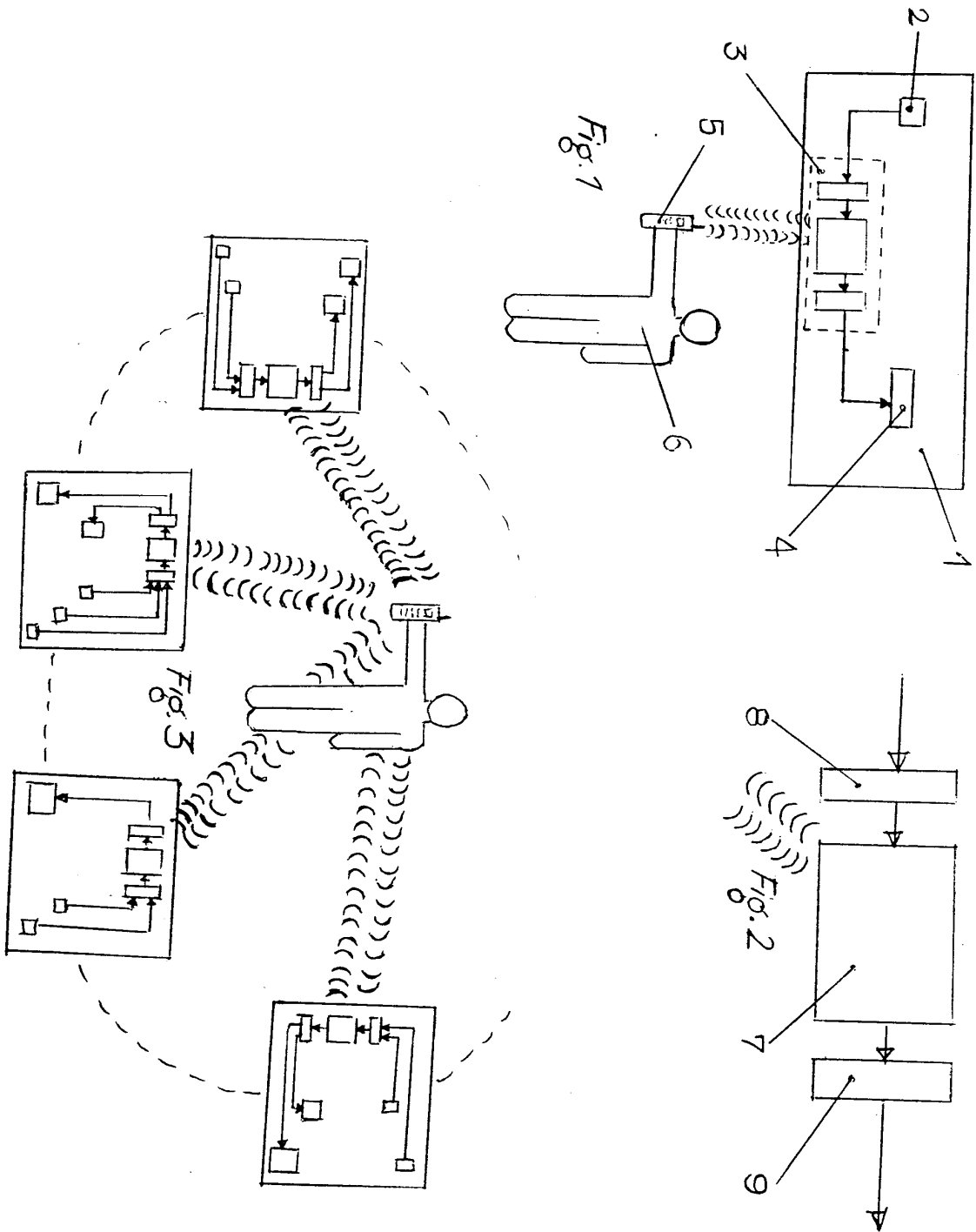
Practically, the user decides what are the purpose, the way and the configuration in which he uses the information and remote control & administration method and device. The location where from the above mentioned device and method can be used is practically world wide. For particularly isolated locations can be accessed the satellite mobile phone service.

CLAIMS

1. Information and Remote Control & Administration Method and Device. It uses a mobile phone network SMS (short messages service) service. Features: the user 6 receives to a mobile phone 5 data as SMS messages; data refer to certain parameters from a certain long distance area of interest 1, through sensors/ measuring devices 2 which transmit all measured data from the area of interest 1 to a device for applying the method 3. The device for applying the method is characterized by a data reception interface 8, which transforms the received data in digital signals. These signals are locally transmitted to a two way pager 7 (or any other device able to transmit - receive SMS messages). The pager sends SMS messages, through the mobile phone network, according to the loaded program, to the user's 6 mobile phone 5. The user, using the same mobile phone 5, can send SMS messages, through the mobile phone network, to the device for applying the method 3. The above mentioned device controls/ commands the devices/ plants 4 from the area of interest 1, through a control interface 9, according to the instructions contained by the control messages received from the user 6.

2. Long Distance Information Method and Device. It uses a mobile phone network SMS (short messages service) service. Features: the user 6 receives long distance data. Data refer to certain parameters from a user's certain area of interest 1. Data are collected using sensors/ measuring devices 2, which transmit the measured data from the area of interest 1 to the device for applying the method 3. The device for applying the method is characterized by a data reception interface 8, which transforms the received data in digital signals. These signals are transmitted to a one way pager 7 (or any other device able to transmit SMS messages). The pager sends SMS messages, through the mobile phone network, according to the loaded program, to the user's 6 mobile phone 5, so the user gets informed about parameters' values from the area of interest.

3. Remote Control Method and Device. It uses a mobile phone network SMS (short messages service) service. Features: the user 6 can control/ command devices/ plants 4, placed in a certain area of interest 1 of his. To achieve the control, the user sends the command as SMS messages, through his mobile phone 5, to the device for applying the method 3. The device for applying the method is characterized by a one way pager 7 (or any other device able to receive SMS messages), which receives the SMS messages, and a control interface 9, through which the devices/ plants 4 from the user 6 area of interest 1 are controlled/ commanded, as the user wishes.



2/2

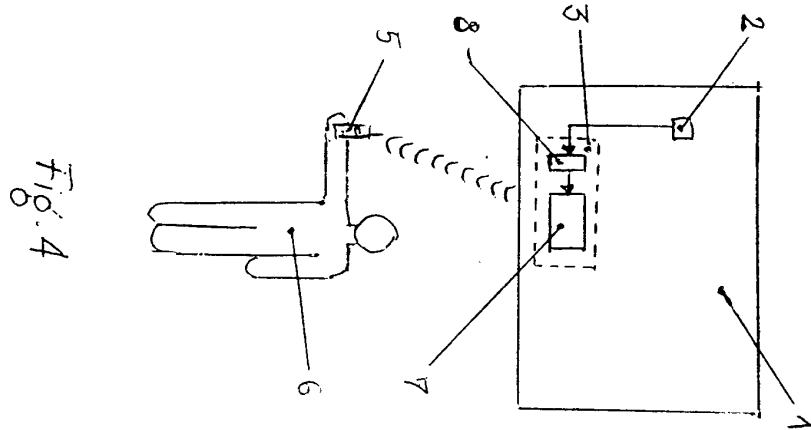


Fig. 4

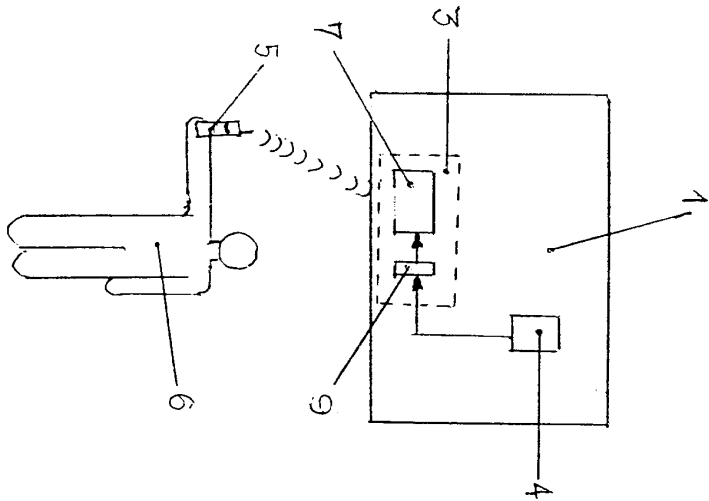


Fig. 5

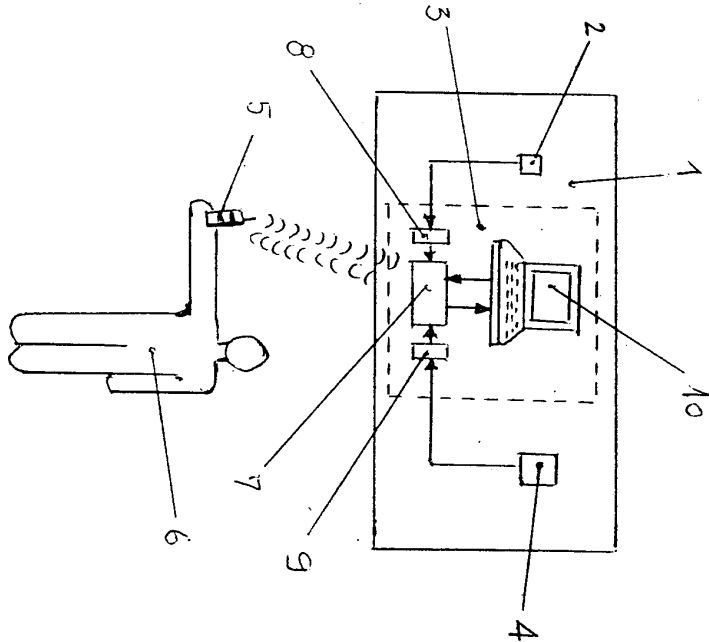


Fig. 6

INTERNATIONAL SEARCH REPORT

International Application No

PCT/RO 00/00007

A. CLASSIFICATION OF SUBJECT MATTER

IPC 7 H04Q7/22

According to International Patent Classification (IPC) or to both national classification and IPC

B. FIELDS SEARCHED

Minimum documentation searched (classification system followed by classification symbols)

IPC 7 H04Q

Documentation searched other than minimum documentation to the extent that such documents are included in the fields searched

Electronic data base consulted during the international search (name of data base and, where practical, search terms used)

EPO-Internal

C. DOCUMENTS CONSIDERED TO BE RELEVANT

Category *	Citation of document, with indication, where appropriate, of the relevant passages	Relevant to claim No.
X	EP 0 930 792 A (NOKIA MOBILE PHONES LTD) 21 July 1999 (1999-07-21) column 11, line 16 -column 14, line 46 ----	1-3
X	WO 99 49680 A (WARFEL KARL B ;SHAND ARTHUR M (US); WHITLEY KEVIN T (US); BELLSOUT) 30 September 1999 (1999-09-30) page 7, line 26 -page 9, line 25 page 11, line 22 -page 13, line 9 ----	1
X	EP 0 417 944 A (NOKIA MOBILE PHONES LTD) 20 March 1991 (1991-03-20) column 3, line 26 -column 4, line 44 -----	2

☐ Further documents are listed in the continuation of box C.

☒ Patent family members are listed in annex.

* Special categories of cited documents :

"A" document defining the general state of the art which is not considered to be of particular relevance

"E" earlier document but published on or after the international filing date

"L" document which may throw doubts on priority claim(s) or which is cited to establish the publication date of another citation or other special reason (as specified)

"O" document referring to an oral disclosure, use, exhibition or other means

"P" document published prior to the international filing date but later than the priority date claimed

"T" later document published after the international filing date or priority date and not in conflict with the application but cited to understand the principle or theory underlying the invention

"X" document of particular relevance; the claimed invention cannot be considered novel or cannot be considered to involve an inventive step when the document is taken alone

"Y" document of particular relevance; the claimed invention cannot be considered to involve an inventive step when the document is combined with one or more other such documents, such combination being obvious to a person skilled in the art.

"&" document member of the same patent family

Date of the actual completion of the international search

27 October 2000

Date of mailing of the international search report

03/11/2000

Name and mailing address of the ISA

European Patent Office, P.B. 5818 Patentlaan 2
NL - 2280 HV Rijswijk
Tel. (+31-70) 340-2040, Tx. 31 651 epo nl,
Fax: (+31-70) 340-3016

Authorized officer

Pham, P

INTERNATIONAL SEARCH REPORT

Information on patent family members

International Application No

PCT/RO 00/00007

Patent document cited in search report	Publication date	Patent family member(s)	Publication date
EP 0930792 A	21-07-1999	FI 980115 A	21-07-1999
WO 9949680 A	30-09-1999	AU 3201599 A	18-10-1999
EP 0417944 A	20-03-1991	FI 894370 A	16-03-1991
		AT 121035 T	15-04-1995
		DE 69018550 D	18-05-1995
		DE 69018550 T	14-12-1995
		JP 3112751 A	14-05-1991




UNITED STATES PATENT AND TRADEMARK OFFICE

UNITED STATES DEPARTMENT OF COMMERCE
 United States Patent and Trademark Office
 Address: COMMISSIONER FOR PATENTS
 P.O. Box 1450
 Alexandria, Virginia 22313-1450
 www.uspto.gov

BIB DATA SHEET


CONFIRMATION NO. 7370

SERIAL NUMBER	FILING or 371(c) DATE	CLASS	GROUP ART UNIT	ATTORNEY DOCKET NO.		
11/686,984	03/16/2007	236	2617	8002-06-07		
APPLICANTS Charles G. SHAMOON, Little Elm, TX; Deborah H. SHAMOON, Little Elm, TX; Frankin Eugene NEAL, Ashland, KY; Michael D. FEHNEL, Fuquay-Varina, NC;						
** CONTINUING DATA ***** HN This application is a DIV of 11/163,372 10/17/2005 PAT 7,257,397 which is a DIV of 11/160,006 06/06/2005 PAT 6,990,335 which claims benefit of 60/522,887 11/18/2004						
** FOREIGN APPLICATIONS ***** HN None						
** IF REQUIRED, FOREIGN FILING LICENSE GRANTED *** SMALL ENTITY ** 03/27/2007						
Foreign Priority claimed <input type="checkbox"/> Yes <input checked="" type="checkbox"/> No 35 USC 119(a-d) conditions met <input type="checkbox"/> Yes <input checked="" type="checkbox"/> No Verified and /HUY D NGUYEN/ Acknowledged Examiner's Signature		<input type="checkbox"/> Met after Allowance Initials	STATE OR COUNTRY TX	SHEETS DRAWINGS 4	TOTAL CLAIMS 35	INDEPENDENT CLAIMS 2
ADDRESS Ishman Law Firm P.C. P.O BOX 1245 Cary, NC 27512-1245 UNITED STATES						
TITLE UBIQUITOUS CONNECTIVITY AND CONTROL SYSTEM FOR REMOTE LOCATIONS						
FILING FEE RECEIVED 950	FEES: Authority has been given in Paper No. _____ to charge/credit DEPOSIT ACCOUNT No. _____ for following:			<input type="checkbox"/> All Fees <input type="checkbox"/> 1.16 Fees (Filing) <input type="checkbox"/> 1.17 Fees (Processing Ext. of time) <input type="checkbox"/> 1.18 Fees (Issue) <input type="checkbox"/> Other _____ <input type="checkbox"/> Credit		

<i>Index of Claims</i> 	Application/Control No. 11686984	Applicant(s)/Patent Under Reexamination SHAMOON ET AL.
	Examiner HUY D NGUYEN	Art Unit 2617


✓	Rejected	-	Cancelled	N	Non-Elected	A	Appeal
=	Allowed	÷	Restricted	I	Interference	O	Objected

<input type="checkbox"/> Claims renumbered in the same order as presented by applicant <input type="checkbox"/> CPA <input type="checkbox"/> T.D. <input type="checkbox"/> R.1.47										
CLAIM		DATE								
Final	Original	05/06/2008								
	1	✓								
	2	✓								
	3	✓								
	4	✓								
	5	✓								
	6	✓								
	7	✓								
	8	✓								
	9	✓								
	10	✓								
	11	✓								
	12	✓								
	13	✓								
	14	✓								
	15	O								
	16	O								
	17	O								
	18	✓								
	19	✓								
	20	✓								
	21	✓								
	22	✓								
	23	✓								
	24	✓								
	25	✓								
	26	✓								
	27	✓								
	28	✓								
	29	✓								
	30	✓								
	31	O								
	32	O								
	33	O								
	34	✓								
	35	✓								
	36	✓								

<i>Index of Claims</i> 	Application/Control No. 11686984	Applicant(s)/Patent Under Reexamination SHAMOON ET AL.
	Examiner HUY D NGUYEN	Art Unit 2617

✓	Rejected	-	Cancelled	N	Non-Elected	A	Appeal
=	Allowed	÷	Restricted	I	Interference	O	Objected

<input type="checkbox"/> Claims renumbered in the same order as presented by applicant <input type="checkbox"/> CPA <input type="checkbox"/> T.D. <input type="checkbox"/> R.1.47									
CLAIM		DATE							
Final	Original	05/06/2008							
	37	✓							

Search Notes 	Application/Control No. 11686984	Applicant(s)/Patent Under Reexamination SHAMOON ET AL.
	Examiner HUY D NGUYEN	Art Unit 2617

SEARCHED			
Class	Subclass	Date	Examiner
455	419, 420, 418, 422.1, 466, 456.1	5/5/2008	HN

SEARCH NOTES		
Search Notes	Date	Examiner
East; Text search (USPAT, US-PGPUB, JPO, EPO, DERWENT, IBM_TDB). See search history.	5/5/2008	HN

INTERFERENCE SEARCH			
Class	Subclass	Date	Examiner

EAST Search History

Ref #	Hits	Search Query	DBs	Default Operator	Plurals	Time Stamp
L15	2	8 and 14	US-PGPUB; USPAT; EPO; JPO; DERWENT; IBM_TDB	OR	ON	2008/05/05 23:31
L14	3	((cell or cellular or mobile or portable or wireless or hand or handheld or hand and held or palm or palm adj held) adj2 (device or phone or telephone or station or terminal or unit) or pda) and remote\$2 near4 control\$3 near5 (heat \$3 or air adj condition\$3 or light\$3 or motion or alarm) with respon\$2 near4 receipt	US-PGPUB; USPAT; EPO; JPO; DERWENT; IBM_TDB	OR	ON	2008/05/05 23:30
L13	167	((cell or cellular or mobile or portable or wireless or hand or handheld or hand and held or palm or palm adj held) adj2 (device or phone or telephone or station or terminal or unit) or pda) and remote\$2 near4 control\$3 near5 (heat \$3 or air adj condition\$3 or light\$3 or motion or alarm) with respon\$2	US-PGPUB; USPAT; EPO; JPO; DERWENT; IBM_TDB	OR	ON	2008/05/05 23:29
L12	0	remote\$2 near2 control\$3 same (power\$3 adj2 down or turn\$3 adj3 off) near6 severe adj2 weather	US-PGPUB; USPAT; EPO; JPO; DERWENT; IBM_TDB	OR	ON	2008/05/05 22:59
L11	0	remote\$2 near2 control\$3 with bypass\$3 near3 scheduled near2 water\$3	US-PGPUB; USPAT; EPO; JPO; DERWENT; IBM_TDB	OR	ON	2008/05/05 22:58
L10	0	remote\$2 near2 control\$3 with bypass\$3 near2 scheduled adj2 water\$3	US-PGPUB; USPAT; EPO; JPO; DERWENT; IBM_TDB	OR	ON	2008/05/05 22:57
L9	8	7 and L8	US-PGPUB; USPAT; EPO; JPO; DERWENT; IBM_TDB	OR	ON	2008/05/05 22:31

L8	29313490	@ad<"20041118"	US-PGPUB; USPAT; EPO; JPO; DERWENT; IBM_TDB	OR	ON	2008/05/05 22:31
L7	10	((cell or cellular or mobile or portable or wireless or hand or handheld or hand and held or palm or palm adj held) adj2 (device or phone or telephone or station or terminal or unit) or pda) and weather near2 forecast\$3 with remote\$2 near2 control\$3	US-PGPUB; USPAT; EPO; JPO; DERWENT; IBM_TDB	OR	ON	2008/05/05 22:30
L6	35	weather near2 forecast\$3 with remote\$2 near2 control\$3	US-PGPUB; USPAT; EPO; JPO; DERWENT; IBM_TDB	OR	ON	2008/05/05 22:30
L5	2	weather near3 forecast\$3 and remote\$2 near3 control \$3	US-PGPUB; USPAT; EPO; JPO; DERWENT; IBM_TDB	OR	ON	2008/05/05 22:29
L4	0	weather near3 forecast\$3 same remote\$2 near3 control\$3	US-PGPUB; USPAT; EPO; JPO; DERWENT; IBM_TDB	OR	ON	2008/05/05 22:29
L3	0	weather near3 forecast\$3 with remote\$2 near3 control\$3	US-PGPUB; USPAT; EPO; JPO; DERWENT; IBM_TDB	OR	ON	2008/05/05 22:29
L2	0	weather near2 forecast\$3 with remote\$2 near2 control\$3	US-PGPUB; USPAT; EPO; JPO; DERWENT; IBM_TDB	OR	ON	2008/05/05 22:28
S20	7	S8 and S19	US-PGPUB; USPAT; EPO; JPO; DERWENT; IBM_TDB	OR	ON	2008/05/05 17:07
S19	10	(sms or short adj message adj service) same remote \$2 near6 control\$3 with heat\$3	US-PGPUB; USPAT; EPO; JPO; DERWENT; IBM_TDB	OR	ON	2008/05/05 17:07
S18	6	S5 and S17	US-PGPUB; USPAT; EPO; JPO; DERWENT; IBM_TDB	OR	ON	2008/05/05 17:03

S17	29007	short adj2 message	US-PGPUB; USPAT; EPO; JPO; DERWENT; IBM_TDB	OR	ON	2008/05/05 17:03
S16	0	S8 and S15	US-PGPUB; USPAT; EPO; JPO; DERWENT; IBM_TDB	OR	ON	2008/05/05 17:02
S15	7	S5 and S14	US-PGPUB; USPAT; EPO; JPO; DERWENT; IBM_TDB	OR	ON	2008/05/05 17:02
S14	436267	sms	US-PGPUB; USPAT; EPO; JPO; DERWENT; IBM_TDB	OR	ON	2008/05/05 17:02
S13	0	S8 and S12	US-PGPUB; USPAT; EPO; JPO; DERWENT; IBM_TDB	OR	ON	2008/05/05 17:02
S12	1	S5 and S11	US-PGPUB; USPAT; EPO; JPO; DERWENT; IBM_TDB	OR	ON	2008/05/05 17:02
S11	119786	"370"/\$.ccls.	US-PGPUB; USPAT; EPO; JPO; DERWENT; IBM_TDB	OR	ON	2008/05/05 17:01
S10	2	"6394359".pn.	US-PGPUB; USPAT; EPO; JPO; DERWENT; IBM_TDB	OR	ON	2008/05/05 16:50
S9	3	S7 and S8	US-PGPUB; USPAT; EPO; JPO; DERWENT; IBM_TDB	OR	ON	2008/05/05 16:44
S8	29313490	@ad<"20041118"	US-PGPUB; USPAT; EPO; JPO; DERWENT; IBM_TDB	OR	ON	2008/05/05 16:44
S7	8	S5 and S6	US-PGPUB; USPAT; EPO; JPO; DERWENT; IBM_TDB	OR	ON	2008/05/05 16:41
S6	121162	"455"/\$.ccls.	US-PGPUB; USPAT; EPO; JPO; DERWENT; IBM_TDB	OR	ON	2008/05/05 16:41

S5	113	((cell or cellular or mobile or portable or wireless or hand or handheld or hand and held or palm or palm adj held) adj2 (device or phone or telephone or station or terminal or unit) or pda) and environmental near5 remote\$3 near3 control\$3	US-PGPUB; USPAT; EPO; JPO; DERWENT; IBM_TDB	OR	ON	2008/05/05 16:40
S4	2	heat\$3.ab. and (nguyen and huy).xa.	US-PGPUB; USPAT; EPO; JPO; DERWENT; IBM_TDB	OR	ON	2008/05/05 16:28
S3	8	environment\$2.ab. and (nguyen and huy).xa.	US-PGPUB; USPAT; EPO; JPO; DERWENT; IBM_TDB	OR	ON	2008/05/05 16:24
S2	3	environment\$2.ti. and huy.xa.	US-PGPUB; USPAT; EPO; JPO; DERWENT; IBM_TDB	OR	ON	2008/05/05 16:23
S1	3	"7058358"	US-PGPUB; USPAT; EPO; JPO; DERWENT; IBM_TDB	OR	ON	2008/05/05 15:50

5/5/08 11:58:59 PM

C:\Documents and Settings\HNguyen25\My Documents\EAST\Workspaces\11686984.wsp

Under the Paperwork Reduction Act of 1995, no persons are required to respond to a collection of information unless it contains a valid OMB control number.

INFORMATION DISCLOSURE STATEMENT BY APPLICANT (Not for submission under 37 CFR 1.99)	Application Number	11686984
	Filing Date	2007-03-16
	First Named Inventor	SHAMOON, et al. Charles G.
	Art Unit	
	Examiner Name	
	Attorney Docket Number	8002-06-07

U.S. PATENTS						Remove
Examiner Initial*	Cite No	Patent Number	Kind Code ¹	Issue Date	Name of Patentee or Applicant of cited Document	Pages, Columns, Lines where Relevant Passages or Relevant Figures Appear
	1	4918439		1990-04-17	WOZNIAK, et al.	
	2	4965557		1990-10-23	SCHEPERS, et al.	
	3	5109222		1992-04-28	WELTY	
	4	5247580		1993-09-21	KIMURA, et al.	
	5	5544036		1996-08-06	BROWN, Jr., et al.	
	6	5545857		1996-08-13	LEE, et al.	
	7	5579496		1996-11-26	VAN STEENBRUGGE	
	8	5621662		1997-04-15	HUMPHRIES, et al.	

ALL REFERENCES CONSIDERED EXCEPT WHERE LINED THROUGH. /HN/

INFORMATION DISCLOSURE STATEMENT BY APPLICANT (Not for submission under 37 CFR 1.99)	Application Number	11686984
	Filing Date	2007-03-16
	First Named Inventor	SHAMOON, et al. Charles G.
	Art Unit	
	Examiner Name	
	Attorney Docket Number	8002-06-07

	9	5778256		1998-07-07	DARBEE, et al.	
	10	5805530		1998-09-08	YOUNGBERG	
	11	5818428		1998-10-06	EISENBRANDT, et al.	
	12	5917105		1999-06-29	JOAO	
	13	5924486		1999-07-20	EHLERS, et al.	
	14	6005490		1999-12-21	HIGASHIHARA	
	15	6081750		2000-06-27	HOFFBERG, et al.	
	16	6104334		2000-08-15	ALLPORT	
	17	6192282		2001-02-20	SMITH, et al.	
	18	6195589		2001-02-27	KETCHAM	
	19	6216956		2001-04-17	EHLERS, et al.	

INFORMATION DISCLOSURE STATEMENT BY APPLICANT (Not for submission under 37 CFR 1.99)	Application Number	11686984
	Filing Date	2007-03-16
	First Named Inventor	SHAMOON, et al. Charles G.
	Art Unit	
	Examiner Name	
	Attorney Docket Number	8002-06-07

	20	6264559		2001-07-24	LAWRENCE, et al.	
	21	6394359		2002-05-28	MORGAN	
	22	6398727		2002-06-04	BUI, et al.	
	23	6934862		2005-08-23	SHAROOD, et al.	
	24	6014089		2000-01-11	TRACY, et al.	
	25	6260765		2001-07-17	NATALE, et al.	
	26	6301481		2001-10-09	ROGERS, et al.	
	27	6393297		2002-05-21	SONG	
	28	6650249		2003-11-18	MEYER, et al.	
	29	6820049		2004-11-16	MONROE, et al.	
	30	6847822		2005-01-25	DENNISON, et al.	

INFORMATION DISCLOSURE STATEMENT BY APPLICANT (Not for submission under 37 CFR 1.99)	Application Number		11686984	
	Filing Date		2007-03-16	
	First Named Inventor		SHAMOON, et al. Charles G.	
	Art Unit			
	Examiner Name			
	Attorney Docket Number		8002-06-07	

	31	6854660		2005-02-15	YOON, et al.	
	32	6873824		2005-03-29	FLICK	
	33	6957393		2005-10-18	FANO, et al.	
	34	7005979		2006-02-28	HAUGHAWOUT, et al.	
	35	6919790		2005-07-19	KANAZAWA, Ritsuko	
	36	6476714		2002-11-05	MIZUTA, Rika	
	37	6813474		2004-11-02	ROBINSON, et al.	

If you wish to add additional U.S. Patent citation information please click the Add button.

Add

U.S.PATENT APPLICATION PUBLICATIONS

Remove

Examiner Initial*	Cite No	Publication Number	Kind Code ¹	Publication Date	Name of Patentee or Applicant of cited Document	Pages, Columns, Lines where Relevant Passages or Relevant Figures Appear
	1	20030034897		2003-02-20	SHAMOON, et al.	
	2	20030034898		2003-02-20	SHAMOON, et al.	

ALL REFERENCES CONSIDERED EXCEPT WHERE LINED THROUGH. /HN/

INFORMATION DISCLOSURE STATEMENT BY APPLICANT (Not for submission under 37 CFR 1.99)	Application Number		11686984
	Filing Date		2007-03-16
	First Named Inventor	SHAMOON, et al. Charles G.	
	Art Unit		
	Examiner Name		
	Attorney Docket Number		8002-06-07

	3	20020149705		2002-10-17	ALLEN, et al.	
	4	20040092282		2004-05-03	KIM, et al.	
	5	20040235446		2004-11-25	FLAHERTY, et al.	
	6	20050044225		2005-02-24	OTA, et al.	
	7	20040128033		2004-07-01	KU, et al.	

If you wish to add additional U.S. Published Application citation information please click the Add button.

Add

FOREIGN PATENT DOCUMENTS

Remove

Examiner Initial*	Cite No	Foreign Document Number ³	Country Code ² ;	Kind Code ⁴	Publication Date	Name of Patentee or Applicant of cited Document	Pages, Columns, Lines where Relevant Passages or Relevant Figures Appear	T ⁵
	1							<input type="checkbox"/>

If you wish to add additional Foreign Patent Document citation information please click the Add button.

Add

NON-PATENT LITERATURE DOCUMENTS

Remove

Examiner Initials*	Cite No	Include name of the author (in CAPITAL LETTERS), title of the article (when appropriate), title of the item (book, magazine, journal, serial, symposium, catalog, etc), date, pages(s), volume-issue number(s), publisher, city and/or country where published.	T ⁵
	1	Sony Ericcson Mobile Communications AB, GT47/GT48 Control Terminal "Intelligent and Versatile Control Terminal", 2 pages, LZT 123 7602 R1D, 2003	<input checked="" type="checkbox"/>

ALL REFERENCES CONSIDERED EXCEPT WHERE LINED THROUGH. /HN/

INFORMATION DISCLOSURE STATEMENT BY APPLICANT (Not for submission under 37 CFR 1.99)	Application Number		11686984
	Filing Date		2007-03-16
	First Named Inventor	SHAMOON, et al. Charles G.	
	Art Unit		
	Examiner Name		
	Attorney Docket Number		8002-06-07

2	Sony Ericsson Mobile Communications International, GT47/GT48 Technical Description, 43 pages, LZT 123 7607 R1B, First Edition, June 2003	<input checked="" type="checkbox"/>
3	Cellgard - Use your GSM cellphone as a remote control for almost anything, "Cellgard", http://www.cellgard.com/index.html , 2 pages (10/17/2005)	<input checked="" type="checkbox"/>
4	Cellgard - Cellgard Technical Specifications, "Cellgard", http://www.cellgard.com/specs/index.html , 3 pages (10/17/2005)	<input checked="" type="checkbox"/>
5	Cellgard - Frequently Asked Questions, "Cellgard", http://www.cellgard.com/faq/index.html , 4 pages (10/17/2005)	<input checked="" type="checkbox"/>

If you wish to add additional non-patent literature document citation information please click the Add button

EXAMINER SIGNATURE

Examiner Signature	/Huy Nguyen/	Date Considered	05/05/2008
--------------------	--------------	-----------------	------------

*EXAMINER: Initial if reference considered, whether or not citation is in conformance with MPEP 609. Draw line through a citation if not in conformance and not considered. Include copy of this form with next communication to applicant.

¹ See Kind Codes of USPTO Patent Documents at www.USPTO.GOV or MPEP 901.04. ² Enter office that issued the document, by the two-letter code (WIPO Standard ST.3). ³ For Japanese patent documents, the indication of the year of the reign of the Emperor must precede the serial number of the patent document. ⁴ Kind of document by the appropriate symbols as indicated on the document under WIPO Standard ST.16 if possible. ⁵ Applicant is to place a check mark here if English language translation is attached.

ALL REFERENCES CONSIDERED EXCEPT WHERE LINED THROUGH. /HN/

**INFORMATION DISCLOSURE
STATEMENT BY APPLICANT**
(Not for submission under 37 CFR 1.99)

Application Number	11686984
Filing Date	2007-03-16
First Named Inventor	SHAMOON, et al. Charles G.
Art Unit	
Examiner Name	
Attorney Docket Number	8002-06-07

CERTIFICATION STATEMENT

Please see 37 CFR 1.97 and 1.98 to make the appropriate selection(s):

☐ That each item of information contained in the information disclosure statement was first cited in any communication from a foreign patent office in a counterpart foreign application not more than three months prior to the filing of the information disclosure statement. See 37 CFR 1.97(e)(1).

OR

☐ That no item of information contained in the information disclosure statement was cited in a communication from a foreign patent office in a counterpart foreign application, and, to the knowledge of the person signing the certification after making reasonable inquiry, no item of information contained in the information disclosure statement was known to any individual designated in 37 CFR 1.56(c) more than three months prior to the filing of the information disclosure statement. See 37 CFR 1.97(e)(2).

☐ See attached certification statement.

☐ Fee set forth in 37 CFR 1.17 (p) has been submitted herewith.

☒ None

SIGNATURE

A signature of the applicant or representative is required in accordance with CFR 1.33, 10.18. Please see CFR 1.4(d) for the form of the signature.

Signature	/Peter D. Sachtjen/	Date (YYYY-MM-DD)	2007-04-20
Name/Print	Peter D. Sachtjen	Registration Number	24619

This collection of information is required by 37 CFR 1.97 and 1.98. The information is required to obtain or retain a benefit by the public which is to file (and by the USPTO to process) an application. Confidentiality is governed by 35 U.S.C. 122 and 37 CFR 1.14. This collection is estimated to take 1 hour to complete, including gathering, preparing and submitting the completed application form to the USPTO. Time will vary depending upon the individual case. Any comments on the amount of time you require to complete this form and/or suggestions for reducing this burden, should be sent to the Chief Information Officer, U.S. Patent and Trademark Office, U.S. Department of Commerce, P.O. Box 1450, Alexandria, VA 22313-1450. DO NOT SEND FEES OR COMPLETED FORMS TO THIS ADDRESS. **SEND TO: Commissioner for Patents, P.O. Box 1450, Alexandria, VA 22313-1450.**

Privacy Act Statement

The Privacy Act of 1974 (P.L. 93-579) requires that you be given certain information in connection with your submission of the attached form related to a patent application or patent. Accordingly, pursuant to the requirements of the Act, please be advised that: (1) the general authority for the collection of this information is 35 U.S.C. 2(b)(2); (2) furnishing of the information solicited is voluntary; and (3) the principal purpose for which the information is used by the U.S. Patent and Trademark Office is to process and/or examine your submission related to a patent application or patent. If you do not furnish the requested information, the U.S. Patent and Trademark Office may not be able to process and/or examine your submission, which may result in termination of proceedings or abandonment of the application or expiration of the patent.

The information provided by you in this form will be subject to the following routine uses:

1. The information on this form will be treated confidentially to the extent allowed under the Freedom of Information Act (5 U.S.C. 552) and the Privacy Act (5 U.S.C. 552a). Records from this system of records may be disclosed to the Department of Justice to determine whether the Freedom of Information Act requires disclosure of these records.
2. A record from this system of records may be disclosed, as a routine use, in the course of presenting evidence to a court, magistrate, or administrative tribunal, including disclosures to opposing counsel in the course of settlement negotiations.
3. A record in this system of records may be disclosed, as a routine use, to a Member of Congress submitting a request involving an individual, to whom the record pertains, when the individual has requested assistance from the Member with respect to the subject matter of the record.
4. A record in this system of records may be disclosed, as a routine use, to a contractor of the Agency having need for the information in order to perform a contract. Recipients of information shall be required to comply with the requirements of the Privacy Act of 1974, as amended, pursuant to 5 U.S.C. 552a(m).
5. A record related to an International Application filed under the Patent Cooperation Treaty in this system of records may be disclosed, as a routine use, to the International Bureau of the World Intellectual Property Organization, pursuant to the Patent Cooperation Treaty.
6. A record in this system of records may be disclosed, as a routine use, to another federal agency for purposes of National Security review (35 U.S.C. 181) and for review pursuant to the Atomic Energy Act (42 U.S.C. 218(c)).
7. A record from this system of records may be disclosed, as a routine use, to the Administrator, General Services, or his/her designee, during an inspection of records conducted by GSA as part of that agency's responsibility to recommend improvements in records management practices and programs, under authority of 44 U.S.C. 2904 and 2906. Such disclosure shall be made in accordance with the GSA regulations governing inspection of records for this purpose, and any other relevant (i.e., GSA or Commerce) directive. Such disclosure shall not be used to make determinations about individuals.
8. A record from this system of records may be disclosed, as a routine use, to the public after either publication of the application pursuant to 35 U.S.C. 122(b) or issuance of a patent pursuant to 35 U.S.C. 151. Further, a record may be disclosed, subject to the limitations of 37 CFR 1.14, as a routine use, to the public if the record was filed in an application which became abandoned or in which the proceedings were terminated and which application is referenced by either a published application, an application open to public inspections or an issued patent.
9. A record from this system of records may be disclosed, as a routine use, to a Federal, State, or local law enforcement agency, if the USPTO becomes aware of a violation or potential violation of law or regulation.

IN THE UNITED STATES PATENT AND TRADEMARK OFFICE

Applicant: SHAMOON, Charles G., et al.
Title: UBIQUITOUS CONNECTIVITY AND
CONTROL SYSTEM FOR REMOTE
LOCATIONS
Serial No.: 11/686,984
Filing Date: 03/16/2007
Group Art Unit: 2617
Examiner: NGUYEN, Huy D.
Docket No.: 8002-06-07
Last Action: 07/14/08
Customer No.: 23983

Commissioner for Patents
P.O. Box 1450
Alexandria, VA 22313-1450

AMENDMENT

This amendment is in response to the Office Action mailed July
14, 2008.

In the Claims:

Amend claims as set forth in the attached Claims Status.

Claims Status

1. (Currently Amended) A method for environmental control and information processing associated with a structure, the method comprising:

a. providing a user with a remote control unit, said remote control unit:

receiving through short message service (SMS) from a control unit in the structure a status message directly over a cellular network related to the status of an environmental control unit at said structure,

notifying said user of receipt of said status message and displaying said status message on said remote control unit;

b. providing by said user at said remote control unit in response to said status message a control message containing control information to use for controlling said environmental control units;

- c. delivering said control message from said remote control unit to the cellular network as a SMS message and relaying said control message to said control unit;
- d. creating a control command for said environmental control unit based on the control information of the control message; and
- e. delivering the control commands to the ~~plurality of~~ environmental control ~~unit~~ units.

2. (Original) The method of claim 1 comprising sending as an SMS message to the remote control unit a response message indicating delivery of a control command to the environmental control unit.

3. (Original) The method of claim 2 wherein the response message includes status information for the environmental control unit.

4. (Currently Amended) The method of claim 1 comprising controlling environmental conditions within the structure using the ~~plurality of~~ environmental control unit ~~units~~.

5. (Original) The method of claim 1 comprising detecting presence of an authorized person and sending said status message to the remote control unit indicating the presence of the authorized person.

6. (Original) The method of claim 5 wherein detecting presence of the authorized person includes detecting the authorized person proximate to the structure.

7. (Original) The method of claim 6 wherein the remote control unit includes global positioning satellite (GPS) capabilities and detecting the authorized person proximate to the structure comprises receiving GPS information from the remote control unit.

8. (Currently Amended) The method of claim 6 wherein ~~at least one of the plurality of the~~ environmental control unit ~~units~~ includes a heating system and comprising sending a control command to the heating system to adjust the temperature within the structure in response to detecting the authorized person proximate to the structure.

9. (Currently Amended) The method of claim 6 wherein ~~at least one of the plurality of~~ the environmental control unit ~~units~~ includes a lighting system and comprising sending a control command to the lighting system to turn on lighting associated with the structure in response to detecting the authorized person proximate to the structure.

10. (Original) The method of claim 1 comprising detecting presence of an unauthorized person and sending an SMS message to the remote control unit indicating the presence of the unauthorized person.

11. (Currently Amended) The method of claim 10 wherein ~~at least one of the plurality of~~ the environmental control unit ~~units~~ includes a burglar alarm and detecting presence of the unauthorized person includes detecting a structural breach of the structure via the burglar alarm.

12. (Original) The method of claim 1 comprising accessing remote information, creating a control command based on the remote information, and delivering the control command to at least one of the plurality of environmental control units.

13. (Currently Amended) The method of claim 12 comprising sending an SMS message to the remote control unit based on the remote information and the control command delivered to the at ~~least one of the plurality of~~ environmental control unit ~~units~~.

14. (Original) The method of claim 13 wherein accessing the remote information includes accessing a weather forecasting service and the remote information relates to local weather conditions.

15. (Currently Amended) The method of claim 14 wherein the at ~~least one of the plurality of~~ environmental control unit ~~units~~ includes a sprinkler system and the control command includes an instruction to bypass a scheduled watering cycle for the sprinkler system when the local weather conditions include a forecast for rain.

16. (Currently Amended) The method of claim 14 wherein the at ~~least one of the plurality of~~ environmental control unit ~~units~~ includes a power control system and the control command includes an instruction to power down sensitive electronics when the local weather conditions include a forecast for severe weather.

17. (Currently Amended) The method of claim 14 wherein the at ~~least one of the plurality of~~ environmental control unit ~~units~~ includes a window control system and the control command includes an instruction to adjust at least one of windows and window coverings that are associated with the structure to conserve energy when the local weather conditions include a forecast for a change in weather conditions.

18. (Original) The method of claim 13 wherein accessing remote information includes accessing a school system's notification information service and the remote information includes school related information.

19. (Currently Amended) The method of claim 18 wherein the at ~~least one of the plurality of~~ environmental control unit ~~units~~ includes a heating system and the control command includes an instruction to adjust the heat when the school related information includes a notification that schools are being released early due to inclement weather.

20. (Original) A system for environmental control and information processing associated with a structure, the method comprising:

- a controller adapted to interface with an environmental control unit associated with the structure; and

- a wireless module adapted to:

- receive from a remote control unit a control message delivered from a remote control unit from a cellular network as a short message service (SMS) message comprising control information to use for controlling the environmental control unit;

- create control commands for the environmental control unit based on the control information of the SMS messages;

deliver the control commands to the environmental control unit via the controller; and

deliver to said remote control unit for receipt as a SMS message a revised status message indicating execution of said control information; and

means at remote control device for notifying a user of said remote control device of said receipt and displaying information related to said revised status message.

21. (Original) The system of claim 20 wherein the environmental control unit is adapted to control environment conditions within the structure.

22. (Original) The system of claim 20 wherein the wireless module is adapted to detect presence of an authorized person and to send an SMS message to the remote control unit indicating the presence of the authorized person.

23. (Original) The system of claim 22 wherein, in being adapted to detect presence of the authorized person, the wireless module is adapted to detect the authorized person proximate to the structure.

24. (Original) The system of claim 23 wherein the remote control unit includes global positioning satellite (GPS) capabilities and wherein, in being adapted to detect the authorized person proximate to the structure, the wireless module is adapted to detect the authorized person by receiving GPS information from the remote control unit.

25. (Original) The system of claim 23 wherein the environmental control unit is a heating system and wherein the wireless module is adapted to send a control command to the heating system via the controller to adjust the temperature within the structure in response to detecting the authorized person proximate to the structure.

26. The system of claim 23 wherein the environmental control unit is a lighting system and wherein the wireless module is adapted to send a control command to the lighting system via the controller to

turn on lighting associated with the structure in response to detecting the authorized person proximate to the structure.

27. (Currently Amended) The system of claim 20 wherein the environmental control unit is ~~is~~ a burglar alarm and wherein, in being adapted to detect the unauthorized person proximate to the structure, the wireless module is adapted to detect a structural breach of the structure via the burglar alarm.

Claims 28–31 are Cancelled.

32. (Currently Amended) The system of claim 42 ~~30~~ wherein the environmental control unit is a power control system and the wireless module is adapted to create the control command to instruct the power control system to power down sensitive electronics when the local weather conditions include a forecast for severe weather.

33. (Currently Amended) The system of claim 20 ~~30~~ wherein the environmental control unit is a window control system and the

wireless module is adapted to create the control command to instruct the window control system to adjust at least one of windows and window coverings that are associated with the structure to conserve energy when the local weather conditions include a forecast for a change in weather conditions.

34. (Currently Amended) The system of claim 20 ~~30~~ wherein the wireless module is adapted to access remote information by accessing a school system's notification information service and the remote information includes school related information.

35. (Currently Amended) The system of 34 wherein the ~~at least one of the plurality of~~ environmental control unit ~~units~~ includes a heating system and wherein the wireless module is adapted to create the control command to instruct the heating system to increase the heat when the school related information includes a notification that schools are being released early due to inclement weather.

36. (Previously Presented) A method for environmental control and information processing associated with a structure, the method comprising:

a. providing a user with a remote control unit, said remote control unit:

receiving a status message from a control unit in the structure a status message directly over a cellular network using short message and/or data bearer services, said status message related to the status of an environmental unit at said structure,

notifying said user of receipt of said status message' and displaying said status message on said remote control unit;

b. providing by said user at said remote control unit in response to said status message a control message containing control information to use for controlling said environmental control units;

c. delivering said control message from said remote control unit to the cellular network using short message and/or data bearer services and relaying said control message to said control unit;

- d. creating a control command for said environmental control unit based on the control information of the control message; and
- e. delivering the control commands to the plurality of environmental control units.

37. (Previously Presented) A system for environmental control and information processing associated with a structure, the method comprising:

- a controller adapted to interface with an environmental control unit associated with the structure; and

- a wireless module adapted to:

- receive from a remote control unit a control message delivered from a remote control unit from a cellular network using short message and/or data bearer services, said control message comprising control information to use for controlling the environmental control unit;

- create control commands for the environmental control unit based on the control information;

- deliver the control commands to the environmental control unit via the controller; and

deliver to said remote control unit for receipt using said services of said cellular network a revised status message indicating execution of said control information; and
means at remote control device for notifying a user of said remote control device of said receipt and displaying information related to said revised status message.

38. (New) A method for environmental control and information processing associated with a structure, the method comprising:

a. providing a user with a remote control unit, said remote control unit:

receiving through short message service (SMS) from a control unit in the structure a status message directly over a cellular network related to the status of an environmental unit at said structure,

notifying said user of receipt of said status message' and displaying said status message on said remote control unit;

b. providing by said user at said remote control unit in response to said status message a control message containing

control information to use for controlling said environmental control units;

c. delivering said control message from said remote control unit to the cellular network as a SMS message and relaying said control message to said control unit;

d. creating a control command for said environmental control unit based on the control information of the control message;

e. delivering the control commands to the plurality of environmental control units.

f. accessing remote information, creating a control command based on the remote information, and delivering the control command to at least one of the plurality of environmental control units wherein accessing the remote information includes accessing a weather forecasting service and the remote information relates to local weather conditions; and

g. sending an SMS message to the remote control unit based on the remote information and the control command delivered to the at least one of the plurality of environmental

control units wherein the at least one of the plurality of environmental control units is selected from the group including (i) a sprinkler system and the control command includes an instruction to bypass a scheduled watering cycle for the sprinkler system when the local weather conditions include a forecast for rain wherein the wireless module is adapted to access remote information, to create a control command based on the remote information, and to deliver the control command to at least one of the plurality of environmental control units via the controller, (ii) a power control system and the wireless module is adapted to create the control command to instruct the power control system to power down sensitive electronics when the local weather conditions include a forecast for severe weather, (iii) a heating system and wherein the wireless module is adapted to create the control command to instruct the heating system to increase the heat when the school related information includes a notification that schools are being released early due to inclement weather.

39. (New) The system of claim 38 wherein the wireless module is adapted to access remote information by accessing a school system's notification information service and the remote information includes school related information.

40. (New) The method of claim 39 wherein the at least one of the plurality of environmental control units includes a power control system and the control command includes an instruction to power down sensitive electronics when the local weather conditions include a forecast for severe weather.

41. (New) The method of claim 1 wherein the environmental control unit includes a window control system and the control command includes an instruction to adjust at least one of windows and window coverings that are associated with the structure to conserve energy when the local weather conditions include a forecast for a change in weather conditions.

42. (New) A system for environmental control and information processing associated with a structure, the method comprising:

a controller adapted to interface with an environmental control unit associated with the structure; and

a wireless module adapted to:

receive from a remote control unit a control message delivered from a remote control unit from a cellular network as a short message service (SMS) message comprising control information to use for controlling the environmental control unit;

create control commands for the environmental control unit based on the control information of the SMS messages;

deliver the control commands to the environmental control unit via the controller; and

deliver to said remote control unit for receipt as a SMS message a revised status message indicating execution of said control information; and

means at remote control device for notifying a user of said remote control device of said receipt and displaying information related to said revised status message,

wherein the wireless module is adapted to access remote information, to create a control command based on the remote information, to deliver the control command to at least one of the plurality of environmental control units via the controller, adapted to send an SMS message to the remote control unit based on the remote information and the control command delivered to the environmental control unit. And the environmental control unit is a sprinkler system and the wireless module is adapted to create the control command to instruct the sprinkler system to bypass a scheduled watering cycle when the local weather conditions include a forecast for rain.

REMARKS

This reply is in response to the Office Action of July 14, 2008.

Drawings/Specification

No objections having been raised, it appears that the specification and drawings are accepted. Confirmation is requested.

Extension of Time

Applicant is requesting an extension of time from October 14, 2008 through January 14, 2009. The requisite petition and fee are included with this response.

Allowable Subject Matter

Claims 15-17 and 31-33 were deemed allowable if written in independent form including all of the limitations of the base claim and any intervening claims. New claims 38 through 41 represent the allowance conditions for claims 15-17. New claims 42 and amended claims 32 and 33 represent the allowance conditions for claims 31-33.

Claim Rejections – 35 USC 112

Claim 1 was rejected under Section 112 as indefinite in that “environmental control unit” did not have proper antecedence. Claim 1 has been amended to correct this inadvertent omission. Acceptance is requested.

Claim Rejections – 35 USC 102 and 103

The claims as filed have been rejected under the above sections citing Sabie (WO 01/65875 A1) as a primary reference. For the reasons set forth below, Applicant submits that the Sabie method and apparatus are incapable of operation in accordance with the disclosure. A Declaration Under Rule 132 by B. Wade Baker is attached in support. On the basis of the Resume and Work Experience attached to the Declaration, particularly the hardware and software expertise, it is submitted that Mr. Baker is an appropriate person skilled in the art.

For purposes of the Declaration, reference is with respect to the independent method claim 1 and system claim 20 of the application. The remaining claims are rejected in whole or in part

on Sabie, and these claims rise or fall on the basis of the appropriateness of Sabie as a reference.

As to capability to operate in accordance with the Sabie disclosure, only that factor need be considered and failure is a fundamental flaw. Accordingly, reference to the other factors on enablement as set forth by controlling case law and embodied in MPEP Section 2164 are not germane.

The Sabie disclosure is illustrated in the figures of the drawings by schematic block diagrams without reference to internal components. Commensurate with application claims 1 and 20, the most comprehensive description is with reference to the “information & remote control method” set forth on page 3. It is Applicants’ position that an operative two way pager/cellular phone cannot be made operational to perform the functions detailed in the Sabie subparagraph beginning on page 5 at line 9. It states that “the contained program ... can be loaded in ... internal flash memory”. The Declaration makes clear at paragraph 10 that it would not be possible to access the flash memory of cellular phones or pagers to install the software to perform the duties set forth by Sabie in the noted subparagraph. This prohibition is it well known

and based on security, proprietary and copyright issues. Further, disregarding that it was impossible and/or illegal for one skilled in the art to install the required software, additional hardware would be required as enumerated in the Declaration, and it would not be possible to install such hardware in cellular phones or pagers at the priority date of Sabie. Additional required functions for Sabie would be an input, wired or wireless, from the reception interface to the pager/phone. The Declaration also makes clear that no such input was available or possible.

Sabie also makes clear that the foregoing are key and required for operation of his prescribed method and system. While mention is made that additional supplemental, not alternative, memory may be required for certain administration functions, the ability to load into flash memory is an invariable required part of his pager/phone, and this was not possible.

For the foregoing reasons, Applicants submit that the Sabie publication does not disclose an enabled device and is therefore not a proper reference against the claims of the application.

Inasmuch as Sabie is the primary reference against the pending claims at issue, and its removal as a reference would render such

claims patentably distinct over the cited references, Applicant respectfully requests allowance of claims 1 through 27 and 32 through 42.

Dated: January 14, 2009

Respectfully submitted,

ISHMAN LAW FIRM PC

A handwritten signature in cursive script, reading "Peter D. Sachtjen".

Peter D. Sachtjen, Reg. No. 24,619

Ishman Law Firm PC
Post Office Box 1245
Cary, NC 27512
Telephone: (919) 462-3036
Facsimile: (919) 462-3041
Attorney Direct Line: (252) 413-0475

Declaration Under Rule 132

I, B. Wade Baker, declare that:

1. I am a resident of the State of Texas.
2. I have over 30 years experience in the electronics field. My Resume is attached hereto as Appendix A, and my Education and Work Experience is attached hereto as Appendix B.
3. I was requested by Charles Shamoon to conduct an evaluation of International Publication Number WO 01/65875 entitled "Method and Device for Remote Control and Remote Monitoring Via Short Message Service" by applicant and inventor Razvan Sabie ("Sabie") and having a priority date of February 29, 2000 (Priority Date); and to provide my opinion on whether it would be possible to build an operative device based on the disclosures therein.
4. In my opinion, it would not be possible to build an operative device based on the disclosures in Sabie as of the Priority Date, for the reasons set forth herein.
5. As part of my evaluation, I have read and understood the Sabie publication including the claims.

6. As part of my evaluation, I have read and understood United States Serial No.11 /686,984, entitled “Ubiquitous Connectivity And Control System For Remote Locations”, including the claims (“Shamoon Application”).

7. As a result of my experience set forth in Appendix A and Appendix B, I am familiar with the cellular phones and pagers available as of the Priority Date.

8. For purposes of my evaluation, in view of the Shamoon Application, I considered the embodiment designated “information & remote control method 3” (p. 5) and using either a mobile phone or pager. In my opinion, this included all elements of the other embodiments and represents the embodiment most commensurate with the claims of the Shamoon Application.

9. According to the drawings of Sabie, the schematic block bearing numeral “7” (two-way pager) is disclosed; and no internal components are shown. The specification on page 5 discloses the duties of the pager at the subparagraph beginning “two way pager”. The first duty is to receive data and process data from the reception interface 8. In my opinion, this would require an interface, wired or

wireless, to the memory and microprocessor, and was not possible inasmuch as cell phones and pagers as of the Priority Date did not have available access for supplemental components. The specification on page 5 discloses that the program is loaded into the flash memory of the pager or cellular phone. In my opinion, this would not be possible inasmuch as cell phones and pagers as of the Priority Date did not have available access to the flash memory. The specification on page 5 discloses three duties categories for the pager or cellular phone that would be operated by the program so loaded into flash memory. In my opinion, there was not memory space available on pagers or cellular phones as of the Priority Date sufficient to contain the extensive software required to perform the duties in Sabie, as such duties would require software containing all transmission protocol capabilities because calls to the original source code cannot be made due to precompiled code. To accomplish the functions and features set forth in Sabie, in my opinion additional hardware and software would be required including; wired and wireless ports, a separate antenna, an auxiliary power controller, additional cooling and a daughter board to hold

additional circuitry, all of which would be impossible to incorporate in cellular phones or pagers as of the Priority Date.

All statements made herein of my/own knowledge are true, all statements made herein on information and belief are believed to be true, and further that these statements were made with the knowledge that willful false statements and the like are punishable by fine or imprisonment or both, under 18 USC 1001.

Dated: January 14, 2009

A handwritten signature in cursive script that reads "B. Wade Baker". The signature is written in black ink and is positioned above a horizontal line.

B. Wade Baker

APPENDIX A

RESUME

B. Wade Baker

ADDRESS: 7233 Monterrey Drive
Fort Worth, Texas 76112

TELEPHONE:

Cell: (469) 450-2502 personal

Email: bwadebaker@yahoo.com personal

EDUCATION

Callaway High School. Jackson, Mississippi, 1973
Cleveland Institute of Electronics, Fort Worth, Texas
FCC First Class License, May 4, 1977
Tarrant County College, 1977
ASEE Degree
Graduated with High Honors
Member Phi Theta Kappa
Completed additional courses in BASIC and PASCAL Programming Languages
Completed VHDL class, University Of New Mexico 1998
Doctor of Divinity (D.D.) February 2008
Ordained Minister

SUMMARY OF EMPLOYMENT

I left full time work in the electronics industry in November 2006. I started a Property Management Company. I have a total of thirty years in the electronics industry. I spent fourteen years in the design of analog, rf, power, and PLD system in everything from Military systems to high volume consumer to oil and nuclear down-hole tools. I have designed complete systems including mechanical, electrical, electronic, and software, many of which were one-of-a-kind. For fifteen years I was involved in applications engineering and applications engineering management. I have represented single products within large companies such as Philips Semiconductors CoolRunner CPLDs and many companies with thousands of components from a distribution FAE standpoint with Marshall Industries and Future Electronics. For the last six years I have managed a team of FAEs regionally and nationally. I have excellent managerial skills, people skills, marketing skills, engineering, technical, and troubleshooting skills. My goal is to utilize those skills to the best of my ability wherever I can be appreciated for them.

Specialties:

Personnel management, Product Marketing, In-depth understanding of channel sales and marketing from an engineering perspective, analog, rf, power, digital, troubleshooting and FPGA/CPLD design and production.

EMPLOYMENT

Owner & CEO at Lone Star Happy Home LLC

November 2006 – May 2008

I was majority stock holder in Lone Star Happy Home LLC and. Lone Star was a property management company. We managed residential and commercial properties. I was in charge of the maintenance group within LSHH.

Future Electronics, Dallas, Texas

5/2003 to 10/2006 North America Altera Technology Director and North America PLD Director

I was Responsible for the technical implementation of the Altera franchise through Future's distribution network of branches across North America. I hired 25 Altera dedicated TSMs, set up North American training contracts with 3rd party vendors, wrote Standard Operating Procedures for implementing successful component and software sales for Altera. I was the corporate liaison between Future's and Altera's executive management and was responsible for all technical aspects of Future's Altera plan. I worked closely with corporate product marketing to implement programs and penetration plans to insure successful delivery of the Altera message to Future's field sales people and their customer base. I grew the Altera business from \$0 to \$30M in three years.

Future Electronics, Dallas, Texas

8/99 to 5/2003 Area Technical Sales Manager

Responsible for North Texas and Western Gulf Regions, Oklahoma, Arkansas, and Louisiana. QuickLogic Supplier Champion and North American RTU PLD Director. I and my twelve Technical Solutions Managers (TSMs) were responsible for the technical sales/support aspects for Future Electronics. Future Electronics is an electronics distribution company. TSMs assist sales personnel with the presentation, follow-through, and closing of complex electronic component deals. I was responsible for total production win opportunities, technical training, account calls, sales/TSM interaction, promotion of focus supplier programs and various other managerial duties along with the management of my TSMs.

Philips Semiconductors, Albuquerque, New Mexico

11/95 to 8/99 Senior CoolRunner CPLD Applications Specialist

- Customer support for all CPLD products and software
- Written articles published in major trade journals
- Co-designed and debugged of Grapefruit concept CoolRunner Demo Board and wrote introduction article describing the product
- Co-designed and debugged Demonstration Board featuring our 32 MC CPLD
- Co-designed and debugged ISP prototype Board featuring our 128 MC CPLD
- Co-wrote XPLA™ Designer user's manual
- Signature authority for application group
- First contact for all technical support calls

Marshall Industries, Houston, Texas

1/94 to 11/95 Field Application Engineer

Customer support for all lines represented by Marshall Industries including:

- Field Programmable Gate Arrays
 - Programmable Array Logic
 - Complex Programmable Logic Devices
 - Microprocessors
 - Memory
 - Logic
 - RF/Analog Components
- Technical direction of supported lines for the Houston Branch in conjunction with the Branch Manager.
 - Technical issues support for Inside and Outside sales force.

Delta - X corporation, Houston, Texas

1/91 to 1/94 **CHIEF ENGINEER**

- In charge of Engineering Design group including engineering and production personnel. Reported directly to the president.
- Design of a Well Simulator used to test Remote Terminal Units and Pump Off Controllers.
- Hardware redesign of a Flowing Well Controller.
- Hardware redesign of a low cost Pump Off Controller.
- Hardware and software redesign of in-line, real-time, radio transmission data conditioner/buffer.
- Hardware design of a Radio Time-out Board.
- Hardware and software design of computer automated board test equipment.

Positron Corporation, Houston, Texas

6/88 to 1/91 **PRODUCTION DESIGN ENGINEER**

- World Class Manufacturing design of production area in as much as layout and material flow is concerned.
- Fabrication and redesign of system detector modules.
- Maintaining cross-functional environment for system reliability and upgrades.
- Design and development of automatic test equipment used in testing of system production circuit boards.
- Five (5) production personnel
- Module design for the University of Texas Health Science Center, Houston advanced time-of-flight PET system.

Tandy Electronics Design, Fort Worth, Texas

10/87 to 5/88 **TEST ENGINEER**

The testing, test fixture design, test plan design, competitive product analysis, failure mode analysis and product acceptance of the following:

- Cordless Phone ET-430
- Cordless Phone with speakerphone base
- Telephone Answering Devices
- Tandy Personal Pocket Pager
- Video Signal Amplifier/Enhancer
- Base Band Video/Audio Control Center 15-1263
- Universal Remote Controller
- Universal Remote Controller 15-1902

Gearhart Industries Inc., Fort Worth, Texas

6/82 to 5/86, 5/87 to 10/87 **ELECTRICAL ENGINEER**

- Design of world's first microprocessor controlled cathode deposition machine
- Design of world's first fully automated PMT tester
- Design of Pulse Neutron Tube ion generator electronics along with all monitoring equipment.

General Dynamics Corp. Fort Worth, Texas

3/78 to 6/82 **ELECTRICAL ENGINEER**

- Threat RADAR design, analog and digital
- IF stages design
- Conversion from analog to a digital moving target indicator
- PPI interface design
- Cross Field Amplifier interface design

References upon request

APPENDIX B

B. Wade Baker

Education Credentials

Graduated Tarrant County College 1977 with High Honors

AAS in Digital and Analog Electronics, 3.78 out of 4.0

Inducted into Phi Theta Kappa Honor Society

1st Class FCC License granted May 1977

BASIC and Pascal programming classes at TCC post graduate ,4.0 out of 4.0, 1987

VHDL class from the University of New Mexico post graduate, 4.0 out of 4.0, 1998

Honorary Doctorate of Divinity awarded by the Church of the Living Water, 4.0 out of 4.0, 2008

Ordained Minister February 2008

Experience:

Thirty years experience in the design of electronic systems including:

- RF transmitters
- RF receivers
- Digital Moving target indication (RADAR)
- Designs:
 - Instrumentation AMPs
 - Sensor buffering
 - Operational amplifiers systems
 - Telemetry systems
 - Power supplies
 - Fly back
 - Buck
 - SEPIC
 - CUK
 - Boost
 - Constant Current
 - Analog controlled
 - Digital controlled
 - Control loops analog
 - Analog input conversion systems
 - Digital input conversion systems
 - Analog output systems
 - Digital output systems

- Analog to Digital converters systems
- Digital to Analog converter systems
- Control loops Digital
- Dry Hydrogen Oven systems
- Computer automated Photomultiplier photocathode deposition system
 - Designed hardware
 - Designed software (Pascal)
- Computer automated Photomultiplier tester
 - Designed hardware
 - Designed software
 - Built systems
 - Tested systems
- Oil Well Pump-off systems
 - Hardware
 - Software
- Microprocessor systems
 - Input
 - Output
 - Clocking
 - Memory
 - Peripherals
 - Power supply
- Environmental control systems
 - Input
 - Output
 - Microprocessor
 - Etc.
- Conveyor control systems
 - Motion
 - Speed
 - Acceleration
 - Deceleration
- Photomultiplier detections system for Positron Emission Tomography
- Photomultiplier detector module test systems
 - Hardware
 - Software
- Designed test systems and protocols for:
 - Cordless telephones
 - Hardware
 - Software
 - Universal remote controllers
 - Hardware
 - Software
 - MODEMS
 - Hardware
 - Software
 - Pagers

- Hardware
 - Software
 - And many others
- Written published papers in CPLD design and usage including:
 - Metastability Characteristics for Philips CPLDs
 - Understanding the hidden costs of using high-power CPLDs
 - Probing internal nodes using XPLA Designer's graphic simulator
 - ISP design considerations for the CoolRunner™ PZx128 CPLD
 - And many others
- Designed hundred of digital systems utilizing:
 - ABEL
 - VHDL
 - Verilog language
 - Altera CPLDs and FPGA
 - Philips Semiconductors CPLDs and FPGA
 - Xilinx Semiconductors CPLDs and FPGA
 - Many others
- Recipient of many awards for excellence in design and management
- Management of:
 - Design Engineers
 - Software Engineers
 - Firmware Engineers
 - Drafting personnel
 - Production personnel

Fifteen years experience in Applications engineering

- Management of Application engineers
- Management of Salespeople
- Corporate Management
- Corporate liaison responsibilities
- Regional Engineering management responsibility
- Continental Engineering management responsibility

Test Equipment Used:

- Oscilloscopes
- Spectrum Analyzers
- DVM
- HP/IB based systems
- Circuit Analyzers
- Logic Analyzers
- Power meters
- Sound pressure level
- Function generators
- Attenuators
- Calibrators
- And many others

Computer Systems:

- Windows based
- Linux based
- Unix based
- Proprietary based

Submitted Patents:

- Sub-audible detection of bonding defects in laminated metal fabrics August 1980, General Dynamics Corporation, Fort Worth, TX
- Sub-audible detection of vertical mass displacement from point contact energy source, May 1986, Fourth Dimension Instruments, Spring, TX

Paid Consultant for “Coleman Research Group”, New York, New York

- Helped large institutional investors choose the most promising High-tech companies to invest in.
- Source of background information for high profile tech magazines

Paid Consultant for “Nomad Communication” Little Elm, TX

- Patent consultation
- Office Action rebuttals

PETITION FOR EXTENSION OF TIME UNDER 37 CFR 1.136(a) FY 2009 <i>(Fees pursuant to the Consolidated Appropriations Act, 2005 (H.R. 4818).)</i>	Docket Number (Optional) 8002-06-07																								
Application Number 11/686,984	Filed 03/16/2007																								
For UBIQUITOUS CONNECTIVITY AND CONTROL SYSTEM FOR REMOTE LOCATIONS (By SHAMOON)																									
Art Unit 2617	Examiner NGUYEN, Huy D.																								
<p>This is a request under the provisions of 37 CFR 1.136(a) to extend the period for filing a reply in the above identified application.</p> <p>The requested extension and fee are as follows (check time period desired and enter the appropriate fee below):</p> <table style="width: 100%; border-collapse: collapse;"> <thead> <tr> <th style="width: 40%;"></th> <th style="width: 20%; text-align: center;"><u>Fee</u></th> <th style="width: 20%; text-align: center;"><u>Small Entity Fee</u></th> <th style="width: 20%;"></th> </tr> </thead> <tbody> <tr> <td><input type="checkbox"/> One month (37 CFR 1.17(a)(1))</td> <td style="text-align: center;">\$130</td> <td style="text-align: center;">\$65</td> <td style="text-align: center;">\$ _____</td> </tr> <tr> <td><input type="checkbox"/> Two months (37 CFR 1.17(a)(2))</td> <td style="text-align: center;">\$490</td> <td style="text-align: center;">\$245</td> <td style="text-align: center;">\$ _____</td> </tr> <tr> <td><input checked="" type="checkbox"/> Three months (37 CFR 1.17(a)(3))</td> <td style="text-align: center;">\$1110</td> <td style="text-align: center;">\$555</td> <td style="text-align: center;">\$ <u>555.00</u></td> </tr> <tr> <td><input type="checkbox"/> Four months (37 CFR 1.17(a)(4))</td> <td style="text-align: center;">\$1730</td> <td style="text-align: center;">\$865</td> <td style="text-align: center;">\$ _____</td> </tr> <tr> <td><input type="checkbox"/> Five months (37 CFR 1.17(a)(5))</td> <td style="text-align: center;">\$2350</td> <td style="text-align: center;">\$1175</td> <td style="text-align: center;">\$ _____</td> </tr> </tbody> </table> <p><input checked="" type="checkbox"/> Applicant claims small entity status. See 37 CFR 1.27.</p> <p><input type="checkbox"/> A check in the amount of the fee is enclosed.</p> <p><input type="checkbox"/> Payment by credit card. XXXXXXXXXXXXXXXXXXXX <input checked="" type="checkbox"/> Fee paid via E-Filing System</p> <p><input type="checkbox"/> The Director has already been authorized to charge fees in this application to a Deposit Account.</p> <p><input type="checkbox"/> The Director is hereby authorized to charge any fees which may be required, or credit any overpayment, to Deposit Account Number _____.</p> <p>WARNING: Information on this form may become public. Credit card information should not be included on this form. Provide credit card information and authorization on PTO-2038.</p> <p>I am the <input type="checkbox"/> applicant/inventor.</p> <p style="margin-left: 100px;"><input type="checkbox"/> assignee of record of the entire interest. See 37 CFR 3.71. Statement under 37 CFR 3.73(b) is enclosed (Form PTO/SB/96).</p> <p style="margin-left: 100px;"><input checked="" type="checkbox"/> attorney or agent of record. Registration Number <u>24619</u></p> <p style="margin-left: 100px;"><input type="checkbox"/> attorney or agent under 37 CFR 1.34. Registration number if acting under 37 CFR 1.34 _____</p> <div style="display: flex; justify-content: space-between; margin-top: 20px;"> <div style="width: 60%;"> <div style="display: flex; justify-content: space-between;"> Signature Date </div> </div> <div style="width: 35%; text-align: center;"> <u>01/14/2009</u> <hr/> </div> </div> <div style="display: flex; justify-content: space-between; margin-top: 10px;"> <div style="width: 60%;"> <u>Peter D. Sachtjen</u> <hr/> <div style="display: flex; justify-content: space-between;"> Typed or printed name Telephone Number </div> </div> <div style="width: 35%; text-align: center;"> <u>252-413-0475</u> <hr/> </div> </div> <p><small>NOTE: Signatures of all the inventors or assignees of record of the entire interest or their representative(s) are required. Submit multiple forms if more than one signature is required, see below.</small></p> <p><input checked="" type="checkbox"/> Total of <u>one (1)</u> forms are submitted.</p>			<u>Fee</u>	<u>Small Entity Fee</u>		<input type="checkbox"/> One month (37 CFR 1.17(a)(1))	\$130	\$65	\$ _____	<input type="checkbox"/> Two months (37 CFR 1.17(a)(2))	\$490	\$245	\$ _____	<input checked="" type="checkbox"/> Three months (37 CFR 1.17(a)(3))	\$1110	\$555	\$ <u>555.00</u>	<input type="checkbox"/> Four months (37 CFR 1.17(a)(4))	\$1730	\$865	\$ _____	<input type="checkbox"/> Five months (37 CFR 1.17(a)(5))	\$2350	\$1175	\$ _____
	<u>Fee</u>	<u>Small Entity Fee</u>																							
<input type="checkbox"/> One month (37 CFR 1.17(a)(1))	\$130	\$65	\$ _____																						
<input type="checkbox"/> Two months (37 CFR 1.17(a)(2))	\$490	\$245	\$ _____																						
<input checked="" type="checkbox"/> Three months (37 CFR 1.17(a)(3))	\$1110	\$555	\$ <u>555.00</u>																						
<input type="checkbox"/> Four months (37 CFR 1.17(a)(4))	\$1730	\$865	\$ _____																						
<input type="checkbox"/> Five months (37 CFR 1.17(a)(5))	\$2350	\$1175	\$ _____																						

This collection of information is required by 37 CFR 1.136(a). The information is required to obtain or retain a benefit by the public which is to file (and by the USPTO to process) an application. Confidentiality is governed by 35 U.S.C. 122 and 37 CFR 1.11 and 1.14. This collection is estimated to take 6 minutes to complete, including gathering, preparing, and submitting the completed application form to the USPTO. Time will vary depending upon the individual case. Any comments on the amount of time you require to complete this form and/or suggestions for reducing this burden, should be sent to the Chief Information Officer, U.S. Patent and Trademark Office, U.S. Department of Commerce, P.O. Box 1450, Alexandria, VA 22313-1450. DO NOT SEND FEES OR COMPLETED FORMS TO THIS ADDRESS. **SEND TO: Commissioner for Patents, P.O. Box 1450, Alexandria, VA 22313-1450.**

If you need assistance in completing the form, call 1-800-PTO-9199 and select option 2.

Electronic Patent Application Fee Transmittal				
Application Number:		11686984		
Filing Date:		16-Mar-2007		
Title of Invention:		UBIQUITOUS CONNECTIVITY AND CONTROL SYSTEM FOR REMOTE LOCATIONS		
First Named Inventor/Applicant Name:		Charles G. SHAMOON		
Filer:		Peter D. Sachtjen/Stefanie Hansen		
Attorney Docket Number:		8002-06-07		
Filed as Small Entity				
Utility under 35 USC 111(a) Filing Fees				
Description	Fee Code	Quantity	Amount	Sub-Total in USD(\$)
Basic Filing:				
Pages:				
Claims:				
Miscellaneous-Filing:				
Petition:				
Patent-Appeals-and-Interference:				
Post-Allowance-and-Post-Issuance:				
Extension-of-Time:				
Extension - 3 months with \$0 paid	2253	1	555	555

Description	Fee Code	Quantity	Amount	Sub-Total in USD(\$)
Miscellaneous:				
Total in USD (\$)				555

Electronic Acknowledgement Receipt	
EFS ID:	4615902
Application Number:	11686984
International Application Number:	
Confirmation Number:	7370
Title of Invention:	UBIQUITOUS CONNECTIVITY AND CONTROL SYSTEM FOR REMOTE LOCATIONS
First Named Inventor/Applicant Name:	Charles G. SHAMOON
Customer Number:	23983
Filer:	Peter D. Sachtjen/Stefanie Hansen
Filer Authorized By:	Peter D. Sachtjen
Attorney Docket Number:	8002-06-07
Receipt Date:	14-JAN-2009
Filing Date:	16-MAR-2007
Time Stamp:	21:35:44
Application Type:	Utility under 35 USC 111(a)

Payment information:

Submitted with Payment	yes
Payment Type	Credit Card
Payment was successfully received in RAM	\$ 555
RAM confirmation Number	4901
Deposit Account	
Authorized User	

File Listing:

Document Number	Document Description	File Name	File Size(Bytes)/ Message Digest	Multi Part /.zip	Pages (if appl.)
-----------------	----------------------	-----------	-------------------------------------	------------------	------------------

1		Amend011409.pdf	75063 826c1e5738e6db3243ff9ca1d9f1f0aefd46db69	yes	25
	Multipart Description/PDF files in .zip description				
	Document Description		Start	End	
	Amendment/Req. Reconsideration-After Non-Final Reject		1	1	
	Claims		2	20	
	Applicant Arguments/Remarks Made in an Amendment		21	25	
Warnings:					
Information:					
2	Rule 130, 131 or 132 Affidavits	Rule132BakerEx.pdf	25815 3350e15c3a0ff955797bd36997d6568516f65a96	no	4
Warnings:					
Information:					
3	Rule 130, 131 or 132 Affidavits	AppendixA.pdf	39594 e8b5464873d4dd6235a8cd6dde321f3b26252a16	no	4
Warnings:					
Information:					
4	Rule 130, 131 or 132 Affidavits	AppendixB.pdf	38400 4f0c8c5217c5babe697f61aa8a25afcdcdfce47d	no	4
Warnings:					
Information:					
5	Extension of Time	EOT011409.pdf	67201 88203155c1ca40ca7982f0361611bc2cf7938ecf	no	1
Warnings:					
Information:					
6	Fee Worksheet (PTO-06)	fee-info.pdf	30588 14d023058f3a2f77abd73e321d06226b8dbb8de	no	2
Warnings:					
Information:					
Total Files Size (in bytes):			276661		

This Acknowledgement Receipt evidences receipt on the noted date by the USPTO of the indicated documents, characterized by the applicant, and including page counts, where applicable. It serves as evidence of receipt similar to a Post Card, as described in MPEP 503.

New Applications Under 35 U.S.C. 111

If a new application is being filed and the application includes the necessary components for a filing date (see 37 CFR 1.53(b)-(d) and MPEP 506), a Filing Receipt (37 CFR 1.54) will be issued in due course and the date shown on this Acknowledgement Receipt will establish the filing date of the application.

National Stage of an International Application under 35 U.S.C. 371

If a timely submission to enter the national stage of an international application is compliant with the conditions of 35 U.S.C. 371 and other applicable requirements a Form PCT/DO/EO/903 indicating acceptance of the application as a national stage submission under 35 U.S.C. 371 will be issued in addition to the Filing Receipt, in due course.

New International Application Filed with the USPTO as a Receiving Office

If a new international application is being filed and the international application includes the necessary components for an international filing date (see PCT Article 11 and MPEP 1810), a Notification of the International Application Number and of the International Filing Date (Form PCT/RO/105) will be issued in due course, subject to prescriptions concerning national security, and the date shown on this Acknowledgement Receipt will establish the international filing date of the application.



UNITED STATES PATENT AND TRADEMARK OFFICE

UNITED STATES DEPARTMENT OF COMMERCE
United States Patent and Trademark Office
Address: COMMISSIONER FOR PATENTS
P.O. Box 1450
Alexandria, Virginia 22313-1450
www.uspto.gov

APPLICATION NO.	FILING DATE	FIRST NAMED INVENTOR	ATTORNEY DOCKET NO.	CONFIRMATION NO.
11/686,984	03/16/2007	Charles G. SHAMOON	8002-06-07	7370
23983 7590 03/04/2009 Ishman Law Firm P.C. P.O BOX 1297 Holly Springs, NC 27540-1297			EXAMINER NGUYEN, HUY D	
			ART UNIT 2617	PAPER NUMBER
			MAIL DATE 03/04/2009	DELIVERY MODE PAPER

Please find below and/or attached an Office communication concerning this application or proceeding.

The time period for reply, if any, is set in the attached communication.

DETAILED ACTION

Response to Arguments

1. Applicant's arguments filed 1/14/09 have been fully considered but they are not persuasive.

The applicant submitted that it would not be possible to load a program into a flash memory of a pager or cell phone because cell phones and pagers did not have available access to flash memory as of the priority date (Sabie – WO 01/65875 A1).

The examiner responds that as of the priority date cell phone comprising flash memory have already been known in the art (for example, see Osborn - U.S. Patent No. 6,026,293; Gafken - U.S. Patent No. 6,026,016, fig. 9; Yamashita U.S. Patent No. 5,982,670 – col. 1, lines 11-14).

Claim Objections

2. Claim 33 is objected to because of the following informalities: “The system of claim 20” should be “The system of claim 42”. Appropriate correction is required.

3. Claim 41 is objected to because of the following informalities: “The method of claim 1” should be “The method of claim 38”. Appropriate correction is required.

4. Claim 42 is objected to because of the following informalities: “...control unit. And the environmental...” should be “...control unit; wherein the environmental...”. Appropriate correction is required.

Claim Rejections - 35 USC § 102

5. The following is a quotation of the appropriate paragraphs of 35 U.S.C. 102 that form the basis for the rejections under this section made in this Office action:

A person shall be entitled to a patent unless –

(b) the invention was patented or described in a printed publication in this or a foreign country or in public use or on sale in this country, more than one year prior to the date of application for patent in the United States.

6. Claims 1, 4-6, 10-13, 20-23, 27, 36 are rejected under 35 U.S.C. 102(b) as being anticipated by Sabie (WO 01/65875 A1).

Regarding claims 1, 20-21, 36, Sabie teaches a method for environmental control and information processing associated with a structure, the method comprising a. providing a user with a remote control unit, said remote control unit: receiving through short message service (SMS) from a control unit (e.g., control device 4, see page 3) in the structure (e.g., area of interest 1: any room, house, office, building,...see page 4) a status message directly over a cellular network related to the status of an environmental unit at said structure (e.g., measuring devices 2 notice and measure parameter as temperature, pressure, humidity, any motion,..., see page 4), notifying said user of receipt of said status message and displaying said status message on said remote control unit (e.g., cell phone 5, see page 4, lines 1-5) ; b. providing by said user at said remote control unit in response to said status message a control message containing control information to use for controlling said environmental control units (see page 4, lines 5-11); c. delivering said control message from said remote control unit to the cellular network as a SMS message and relaying said control message to said control unit (see the abstract and page 4); d. creating a control command for said environmental control unit based on the control information

of the control message (see the abstract and page 4); and e. delivering the control commands to the plurality of environmental control units (see the abstract and page 4).

Regarding claim 4, Sabie teaches the method of claim 1 comprising controlling environmental conditions within the structure using the plurality of environmental control units (e.g., see page 4).

Regarding claims 5-6, 10-11, 22-23, 27, Sabie teaches the method of claim 1 comprising detecting presence of an authorized person and sending said status message to the remote control unit indicating the presence of the authorized person (see page 6, the last paragraph).

Regarding claims 12-13, Sabie teaches the method of claim 1 comprising accessing remote information (e.g., temperature, humidity, motion,..., see page 4), creating a control command based on the remote information, and delivering the control command to at least one of the plurality of environmental control units (see page 4).

Claim Rejections - 35 USC § 103

7. The following is a quotation of 35 U.S.C. 103(a) which forms the basis for all obviousness rejections set forth in this Office action:

(a) A patent may not be obtained though the invention is not identically disclosed or described as set forth in section 102 of this title, if the differences between the subject matter sought to be patented and the prior art are such that the subject matter as a whole would have been obvious at the time the invention was made to a person having ordinary skill in the art to which said subject matter pertains. Patentability shall not be negated by the manner in which the invention was made.

8. Claims 2-3, 37 are rejected under 35 U.S.C. 103(a) as being unpatentable over Sabie.

Regarding claims 2-3, 37, Sabie does not specifically teach sending as an SMS message to the remote control unit a response message indicating delivery of a control command to the environmental control unit. However, it would have been obvious for the control devices 4 to

have responded to the mobile phone 5 after the control command had been delivered so that the user 6 can be sure that the control devices 4 had received the control command.

9. Claims 7, 24 are rejected under 35 U.S.C. 103(a) as being unpatentable over Sabie in view of Cannon et al. (U.S. Patent No. 7,058,358).

Regarding claims 7, 24, Sabie does not teach the method of claim 6 wherein the remote control unit includes global positioning satellite (GPS) capabilities and detecting the authorized person proximate to the structure comprises receiving GPS information from the remote control unit. However, the preceding limitation is taught in Cannon et al. (see col. 5, lines 36-41). It would have been obvious to have implemented the system of Sabie by the teaching of Cannon et al. to determine if the authorized person/device is within a predetermined secure area.

10. Claims 8-9, 25-26 are rejected under 35 U.S.C. 103(a) as being unpatentable over Sabie in view of Richton (U.S. Patent No. 6,400,956).

Regarding claims 8, 25, Sabie does not teach the method of claim 6 wherein at least one of the plurality of environmental control units includes a heating system and comprising sending a control command to the heating system to adjust the temperature within the structure in response to detecting the authorized person proximate to the structure. The preceding limitation is taught in Richton (see col. 3, lines 51-64). It would have been obvious to have implemented the system of Sabie by the teaching of Richton to provide convenience for the users by adjusting the home temperature to give a comfortable environment when the user enters his/her home.

Regarding claims 9, 26, Richton teaches the method of claim 6 wherein at least one of the plurality of environmental control units includes a lighting system and comprising sending a control command to the lighting system to turn on lighting associated with the structure in response to detecting the authorized person proximate to the structure (see col. 3, lines 51-64).

11. Claims 14, 18-19, 34-35 are rejected under 35 U.S.C. 103(a) as being unpatentable over Sabie in view of Wang et al. (US 2006/0025164 A1).

Regarding claims 14, 18-19, 34-35, Sabie does not teach the method of claim 13 wherein accessing the remote information includes accessing a weather forecasting service and the remote information relates to local weather conditions. The preceding limitation is taught in Wang et al. (see par. 27). It would have been obvious to have implemented the system of Sabie by the teaching of Wang et al. in order to provide convenience for the users by adjusting the home temperature/humidity accordingly to give a comfortable environment when the user enters his/her home.

Allowable Subject Matter

12. Claims 15-17 are objected to as being dependent upon a rejected base claim, but would be allowable if rewritten in independent form including all of the limitations of the base claim and any intervening claims.

13. New claim 38 represents claim 1 incorporated with allowable claim 15 and intervening claims 12-14. Claims 39-40 depend on claim 38. Therefore, claims 38-40 are allowable.

Conclusion

14. **THIS ACTION IS MADE FINAL.** Applicant is reminded of the extension of time policy as set forth in 37 CFR 1.136(a).

A shortened statutory period for reply to this final action is set to expire THREE MONTHS from the mailing date of this action. In the event a first reply is filed within TWO MONTHS of the mailing date of this final action and the advisory action is not mailed until after the end of the THREE-MONTH shortened statutory period, then the shortened statutory period will expire on the date the advisory action is mailed, and any extension fee pursuant to 37 CFR 1.136(a) will be calculated from the mailing date of the advisory action. In no event, however, will the statutory period for reply expire later than SIX MONTHS from the mailing date of this final action.


15. Any inquiry concerning this communication or earlier communications from the examiner should be directed to HUY D. NGUYEN whose telephone number is (571)272-7845. The examiner can normally be reached on M-F.

If attempts to reach the examiner by telephone are unsuccessful, the examiner's supervisor, Dwayne Bost can be reached on 571-272-7023. The fax phone number for the organization where this application or proceeding is assigned is 571-273-8300.

Information regarding the status of an application may be obtained from the Patent Application Information Retrieval (PAIR) system. Status information for published applications may be obtained from either Private PAIR or Public PAIR. Status information for unpublished applications is available through Private PAIR only. For more information about the PAIR system, see <http://pair-direct.uspto.gov>. Should you have questions on access to the Private PAIR system, contact the Electronic Business Center (EBC) at 866-217-9197 (toll-free). If you would like assistance from a USPTO Customer Service Representative or access to the automated information system, call 800-786-9199 (IN USA OR CANADA) or 571-272-1000.


/Huy D Nguyen/
Examiner, Art Unit 2617

/Sharad Rampuria/
Primary Examiner, Art Unit 2617

<i>Index of Claims</i> 	Application/Control No. 11686984	Applicant(s)/Patent Under Reexamination SHAMOON ET AL.
	Examiner HUY D NGUYEN	Art Unit 2617


✓	Rejected	-	Cancelled	N	Non-Elected	A	Appeal
=	Allowed	÷	Restricted	I	Interference	O	Objected

<input type="checkbox"/> Claims renumbered in the same order as presented by applicant				<input type="checkbox"/> CPA		<input type="checkbox"/> T.D.		<input type="checkbox"/> R.1.47	
CLAIM		DATE							
Final	Original	05/06/2008	03/01/2009						
	1	✓	✓						
	2	✓	✓						
	3	✓	✓						
	4	✓	✓						
	5	✓	✓						
	6	✓	✓						
	7	✓	✓						
	8	✓	✓						
	9	✓	✓						
	10	✓	✓						
	11	✓	✓						
	12	✓	✓						
	13	✓	✓						
	14	✓	✓						
	15	O	O						
	16	O	O						
	17	O	O						
	18	✓	✓						
	19	✓	✓						
	20	✓	✓						
	21	✓	✓						
	22	✓	✓						
	23	✓	✓						
	24	✓	✓						
	25	✓	✓						
	26	✓	✓						
	27	✓	✓						
	28	✓	-						
	29	✓	-						
	30	✓	-						
	31	O	-						
	32	O	✓						
	33	O	✓						
	34	✓	✓						
	35	✓	✓						
	36	✓	✓						

<i>Index of Claims</i> 	Application/Control No. 11686984	Applicant(s)/Patent Under Reexamination SHAMOON ET AL.
	Examiner HUY D NGUYEN	Art Unit 2617

✓	Rejected	-	Cancelled	N	Non-Elected	A	Appeal
=	Allowed	÷	Restricted	I	Interference	O	Objected

<input type="checkbox"/> Claims renumbered in the same order as presented by applicant <input type="checkbox"/> CPA <input type="checkbox"/> T.D. <input type="checkbox"/> R.1.47									
CLAIM		DATE							
Final	Original	05/06/2008	03/01/2009						
	37	✓	✓						
	38		=						
	39		=						
	40		=						
	41		✓						
	42		✓						

Search Notes 	Application/Control No. 11686984	Applicant(s)/Patent Under Reexamination SHAMOON ET AL.
	Examiner HUY D NGUYEN	Art Unit 2617

SEARCHED			
Class	Subclass	Date	Examiner
455	419, 420, 418, 422.1, 466, 456.1	5/5/2008	HN

SEARCH NOTES		
Search Notes	Date	Examiner
East; Text search (USPAT, US-PGPUB, JPO, EPO, DERWENT, IBM_TDB). See search history.	5/5/2008	HN

INTERFERENCE SEARCH			
Class	Subclass	Date	Examiner

--	--

EAST Search History

Ref #	Hits	Search Query	DBs	Default Operator	Plurals	Time Stamp
S45	56	S42 and S44	US-PGPUB; USPAT; EPO; JPO; DERWENT; IBM_TDB	OR	ON	2009/02/28 17:33
S44	5648	(cell or cellular or mobile or portable or wireless or hand or handheld or hand and held or palm or palm adj held) adj2 (phone or telephone) with flash adj2 memory	US-PGPUB; USPAT; EPO; JPO; DERWENT; IBM_TDB	OR	ON	2009/02/28 17:32
S43	107	S40 and S42	US-PGPUB; USPAT; EPO; JPO; DERWENT; IBM_TDB	OR	ON	2009/02/28 17:32
S42	23264996	@pd<"20000229"	US-PGPUB; USPAT; EPO; JPO; DERWENT; IBM_TDB	OR	ON	2009/02/28 17:32
S41	426	S38 and S40	US-PGPUB; USPAT; EPO; JPO; DERWENT; IBM_TDB	OR	ON	2009/02/28 17:32
S40	11010	(cell or cellular or mobile or portable or wireless or hand or handheld or hand and held or palm or palm adj held) adj2 (phone or telephone) same flash adj2 memory	US-PGPUB; USPAT; EPO; JPO; DERWENT; IBM_TDB	OR	ON	2009/02/28 17:31
S39	58756	(cell or cellular or mobile or portable or wireless or hand or handheld or hand and held or palm or palm adj held) adj2 (phone or telephone) and flash adj2 memory	US-PGPUB; USPAT; EPO; JPO; DERWENT; IBM_TDB	OR	ON	2009/02/28 17:31
S38	21364396	@ad<"20000229"	US-PGPUB; USPAT; EPO; JPO; DERWENT; IBM_TDB	OR	ON	2009/02/28 17:30

S37	3	sabie.in.	US-PGPUB; USPAT; EPO; JPO; DERWENT; IBM_TDB	OR	ON	2008/07/10 11:25
S36	0	wo0165875	US-PGPUB; USPAT; EPO; JPO; DERWENT; IBM_TDB	OR	ON	2008/07/10 11:24
S35	0	wo0165875.did.	US-PGPUB; USPAT; EPO; JPO; DERWENT; IBM_TDB	OR	ON	2008/07/10 11:24
S34	2	S27 and S33	US-PGPUB; USPAT; EPO; JPO; DERWENT; IBM_TDB	OR	ON	2008/05/05 23:31
S33	3	((cell or cellular or mobile or portable or wireless or hand or handheld or hand and held or palm or palm adj held) adj2 (device or phone or telephone or station or terminal or unit) or pda) and remote\$2 near4 control\$3 near5 (heat \$3 or air adj condition\$3 or light\$3 or motion or alarm) with respon\$2 near4 receipt	US-PGPUB; USPAT; EPO; JPO; DERWENT; IBM_TDB	OR	ON	2008/05/05 23:30
S32	167	((cell or cellular or mobile or portable or wireless or hand or handheld or hand and held or palm or palm adj held) adj2 (device or phone or telephone or station or terminal or unit) or pda) and remote\$2 near4 control\$3 near5 (heat \$3 or air adj condition\$3 or light\$3 or motion or alarm) with respon\$2	US-PGPUB; USPAT; EPO; JPO; DERWENT; IBM_TDB	OR	ON	2008/05/05 23:29
S31	0	remote\$2 near2 control\$3 same (power\$3 adj2 down or turn\$3 adj3 off) near6 severe adj2 weather	US-PGPUB; USPAT; EPO; JPO; DERWENT; IBM_TDB	OR	ON	2008/05/05 22:59
S30	0	remote\$2 near2 control\$3 with bypass\$3 near3 scheduled near2 water\$3	US-PGPUB; USPAT; EPO; JPO; DERWENT; IBM_TDB	OR	ON	2008/05/05 22:58

S29	0	remote\$2 near2 control\$3 with bypass\$3 near2 scheduled adj2 water\$3	US-PGPUB; USPAT; EPO; JPO; DERWENT; IBM_TDB	OR	ON	2008/05/05 22:57
S28	8	S26 and S27	US-PGPUB; USPAT; EPO; JPO; DERWENT; IBM_TDB	OR	ON	2008/05/05 22:31
S27	29313490	@ad<"20041118"	US-PGPUB; USPAT; EPO; JPO; DERWENT; IBM_TDB	OR	ON	2008/05/05 22:31
S26	10	((cell or cellular or mobile or portable or wireless or hand or handheld or hand and held or palm or palm adj held) adj2 (device or phone or telephone or station or terminal or unit) or pda) and weather near2 forecast\$3 with remote\$2 near2 control\$3	US-PGPUB; USPAT; EPO; JPO; DERWENT; IBM_TDB	OR	ON	2008/05/05 22:30
S25	35	weather near2 forecast\$3 with remote\$2 near2 control\$3	US-PGPUB; USPAT; EPO; JPO; DERWENT; IBM_TDB	OR	ON	2008/05/05 22:30
S24	2	weather near3 forecast\$3 and remote\$2 near3 control \$3	US-PGPUB; USPAT; EPO; JPO; DERWENT; IBM_TDB	OR	ON	2008/05/05 22:29
S23	0	weather near3 forecast\$3 same remote\$2 near3 control\$3	US-PGPUB; USPAT; EPO; JPO; DERWENT; IBM_TDB	OR	ON	2008/05/05 22:29
S22	0	weather near3 forecast\$3 with remote\$2 near3 control\$3	US-PGPUB; USPAT; EPO; JPO; DERWENT; IBM_TDB	OR	ON	2008/05/05 22:29
S21	0	weather near2 forecast\$3 with remote\$2 near2 control\$3	US-PGPUB; USPAT; EPO; JPO; DERWENT; IBM_TDB	OR	ON	2008/05/05 22:28
S20	7	S8 and S19	US-PGPUB; USPAT; EPO; JPO; DERWENT; IBM_TDB	OR	ON	2008/05/05 17:07

S19	10	(sms or short adj message adj service) same remote\$2 near6 control\$3 with heat \$3	US-PGPUB; USPAT; EPO; JPO; DERWENT; IBM_TDB	OR	ON	2008/05/05 17:07
S18	6	S5 and S17	US-PGPUB; USPAT; EPO; JPO; DERWENT; IBM_TDB	OR	ON	2008/05/05 17:03
S17	29007	short adj2 message	US-PGPUB; USPAT; EPO; JPO; DERWENT; IBM_TDB	OR	ON	2008/05/05 17:03
S16	0	S8 and S15	US-PGPUB; USPAT; EPO; JPO; DERWENT; IBM_TDB	OR	ON	2008/05/05 17:02
S15	7	S5 and S14	US-PGPUB; USPAT; EPO; JPO; DERWENT; IBM_TDB	OR	ON	2008/05/05 17:02
S14	436267	sms	US-PGPUB; USPAT; EPO; JPO; DERWENT; IBM_TDB	OR	ON	2008/05/05 17:02
S13	0	S8 and S12	US-PGPUB; USPAT; EPO; JPO; DERWENT; IBM_TDB	OR	ON	2008/05/05 17:02
S12	1	S5 and S11	US-PGPUB; USPAT; EPO; JPO; DERWENT; IBM_TDB	OR	ON	2008/05/05 17:02
S11	119786	"370"/\$.ccls.	US-PGPUB; USPAT; EPO; JPO; DERWENT; IBM_TDB	OR	ON	2008/05/05 17:01
S10	2	"6394359".pn.	US-PGPUB; USPAT; EPO; JPO; DERWENT; IBM_TDB	OR	ON	2008/05/05 16:50
S9	3	S7 and S8	US-PGPUB; USPAT; EPO; JPO; DERWENT; IBM_TDB	OR	ON	2008/05/05 16:44
S8	29313490	@ad<"20041118"	US-PGPUB; USPAT; EPO; JPO; DERWENT; IBM_TDB	OR	ON	2008/05/05 16:44

S7	8	S5 and S6	US-PGPUB; USPAT; EPO; JPO; DERWENT; IBM_TDB	OR	ON	2008/05/05 16:41
S6	121162	"455"\$.ccls.	US-PGPUB; USPAT; EPO; JPO; DERWENT; IBM_TDB	OR	ON	2008/05/05 16:41
S5	113	((cell or cellular or mobile or portable or wireless or hand or handheld or hand and held or palm or palm adj held) adj2 (device or phone or telephone or station or terminal or unit) or pda) and environmental near5 remote\$3 near3 control\$3	US-PGPUB; USPAT; EPO; JPO; DERWENT; IBM_TDB	OR	ON	2008/05/05 16:40
S4	2	heat\$3.ab. and (nguyen and huy).xa.	US-PGPUB; USPAT; EPO; JPO; DERWENT; IBM_TDB	OR	ON	2008/05/05 16:28
S3	8	environment\$2.ab. and (nguyen and huy).xa.	US-PGPUB; USPAT; EPO; JPO; DERWENT; IBM_TDB	OR	ON	2008/05/05 16:24
S2	3	environment\$2.ti. and huy. xa.	US-PGPUB; USPAT; EPO; JPO; DERWENT; IBM_TDB	OR	ON	2008/05/05 16:23
S1	3	"7058358"	US-PGPUB; USPAT; EPO; JPO; DERWENT; IBM_TDB	OR	ON	2008/05/05 15:50

3/1/09 1:20:34 PM

C:\Documents and Settings\HNguyen25\My Documents\EAST\Workspaces\11686984.wsp

Doc code: RCEX

Doc description: Request for Continued Examination (RCE)

PTO/SB/30EFS (11-08)

Approved for use through 12/31/2008. OMB 0651-0031

U.S. Patent and Trademark Office; U.S. DEPARTMENT OF COMMERCE

Under the Paperwork Reduction Act of 1995, no persons are required to respond to a collection of information unless it contains a valid OMB control number.

REQUEST FOR CONTINUED EXAMINATION(RCE)TRANSMITTAL **(Submitted Only via EFS-Web)**

Application Number	11686984	Filing Date	2007-03-16	Docket Number (if applicable)	8002-06-07	Art Unit	2617
First Named Inventor	SHAMOON, Charles G., et al.			Examiner Name	NGUYEN, Huy D.		

This is a Request for Continued Examination (RCE) under 37 CFR 1.114 of the above-identified application.

Request for Continued Examination (RCE) practice under 37 CFR 1.114 does not apply to any utility or plant application filed prior to June 8, 1995, or to any design application. The Instruction Sheet for this form is located at WWW.USPTO.GOV

SUBMISSION REQUIRED UNDER 37 CFR 1.114

Note: If the RCE is proper, any previously filed unentered amendments and amendments enclosed with the RCE will be entered in the order in which they were filed unless applicant instructs otherwise. If applicant does not wish to have any previously filed unentered amendment(s) entered, applicant must request non-entry of such amendment(s).

☐ Previously submitted. If a final Office action is outstanding, any amendments filed after the final Office action may be considered as a submission even if this box is not checked.

☐ Consider the arguments in the Appeal Brief or Reply Brief previously filed on _____

☐ Other _____

☒ Enclosed

☒ Amendment/Reply

☐ Information Disclosure Statement (IDS)

☐ Affidavit(s)/ Declaration(s)

☐ Other _____

MISCELLANEOUS

☐ Suspension of action on the above-identified application is requested under 37 CFR 1.103(c) for a period of months _____
 (Period of suspension shall not exceed 3 months; Fee under 37 CFR 1.17(i) required)

☐ Other _____

FEES

☒ **The RCE fee under 37 CFR 1.17(e) is required by 37 CFR 1.114 when the RCE is filed.**
 The Director is hereby authorized to charge any underpayment of fees, or credit any overpayments, to
 Deposit Account No _____

SIGNATURE OF APPLICANT, ATTORNEY, OR AGENT REQUIRED

☒ Patent Practitioner Signature

☐ Applicant Signature

Doc code: RCEX

Doc description: Request for Continued Examination (RCE)

PTO/SB/30EFS (11-08)

Approved for use through 12/31/2008. OMB 0651-0031

U.S. Patent and Trademark Office; U.S. DEPARTMENT OF COMMERCE

Under the Paperwork Reduction Act of 1995, no persons are required to respond to a collection of information unless it contains a valid OMB control number.

Signature of Registered U.S. Patent Practitioner			
Signature	/Peter D. Sachtjen/	Date (YYYY-MM-DD)	2009-09-04
Name	Peter D. Sachtjen	Registration Number	24619

This collection of information is required by 37 CFR 1.114. The information is required to obtain or retain a benefit by the public which is to file (and by the USPTO to process) an application. Confidentiality is governed by 35 U.S.C. 122 and 37 CFR 1.11 and 1.14. This collection is estimated to take 12 minutes to complete, including gathering, preparing, and submitting the completed application form to the USPTO. Time will vary depending upon the individual case. Any comments on the amount of time you require to complete this form and/or suggestions for reducing this burden, should be sent to the Chief Information Officer, U.S. Patent and Trademark Office, U.S. Department of Commerce, P.O. Box 1450, Alexandria, VA 22313-1450.

If you need assistance in completing the form, call 1-800-PTO-9199 and select option 2.

Privacy Act Statement

The Privacy Act of 1974 (P.L. 93-579) requires that you be given certain information in connection with your submission of the attached form related to a patent application or patent. Accordingly, pursuant to the requirements of the Act, please be advised that: (1) the general authority for the collection of this information is 35 U.S.C. 2(b)(2); (2) furnishing of the information solicited is voluntary; and (3) the principal purpose for which the information is used by the U.S. Patent and Trademark Office is to process and/or examine your submission related to a patent application or patent. If you do not furnish the requested information, the U.S. Patent and Trademark Office may not be able to process and/or examine your submission, which may result in termination of proceedings or abandonment of the application or expiration of the patent.

The information provided by you in this form will be subject to the following routine uses:

1. The information on this form will be treated confidentially to the extent allowed under the Freedom of Information Act (5 U.S.C. 552) and the Privacy Act (5 U.S.C. 552a). Records from this system of records may be disclosed to the Department of Justice to determine whether the Freedom of Information Act requires disclosure of these records.
2. A record from this system of records may be disclosed, as a routine use, in the course of presenting evidence to a court, magistrate, or administrative tribunal, including disclosures to opposing counsel in the course of settlement negotiations.
3. A record in this system of records may be disclosed, as a routine use, to a Member of Congress submitting a request involving an individual, to whom the record pertains, when the individual has requested assistance from the Member with respect to the subject matter of the record.
4. A record in this system of records may be disclosed, as a routine use, to a contractor of the Agency having need for the information in order to perform a contract. Recipients of information shall be required to comply with the requirements of the Privacy Act of 1974, as amended, pursuant to 5 U.S.C. 552a(m).
5. A record related to an International Application filed under the Patent Cooperation Treaty in this system of records may be disclosed, as a routine use, to the International Bureau of the World Intellectual Property Organization, pursuant to the Patent Cooperation Treaty.
6. A record in this system of records may be disclosed, as a routine use, to another federal agency for purposes of National Security review (35 U.S.C. 181) and for review pursuant to the Atomic Energy Act (42 U.S.C. 218(c)).
7. A record from this system of records may be disclosed, as a routine use, to the Administrator, General Services, or his/her designee, during an inspection of records conducted by GSA as part of that agency's responsibility to recommend improvements in records management practices and programs, under authority of 44 U.S.C. 2904 and 2906. Such disclosure shall be made in accordance with the GSA regulations governing inspection of records for this purpose, and any other relevant (i.e., GSA or Commerce) directive. Such disclosure shall not be used to make determinations about individuals.
8. A record from this system of records may be disclosed, as a routine use, to the public after either publication of the application pursuant to 35 U.S.C. 122(b) or issuance of a patent pursuant to 35 U.S.C. 151. Further, a record may be disclosed, subject to the limitations of 37 CFR 1.14, as a routine use, to the public if the record was filed in an application which became abandoned or in which the proceedings were terminated and which application is referenced by either a published application, an application open to public inspections or an issued patent.
9. A record from this system of records may be disclosed, as a routine use, to a Federal, State, or local law enforcement agency, if the USPTO becomes aware of a violation or potential violation of law or regulation.

Electronic Patent Application Fee Transmittal				
Application Number:		11686984		
Filing Date:		16-Mar-2007		
Title of Invention:		UBIQUITOUS CONNECTIVITY AND CONTROL SYSTEM FOR REMOTE LOCATIONS		
First Named Inventor/Applicant Name:		Charles G. SHAMOON		
Filer:		Peter D. Sachtjen/Stefanie Hansen		
Attorney Docket Number:		8002-06-07		
Filed as Small Entity				
Utility under 35 USC 111(a) Filing Fees				
Description	Fee Code	Quantity	Amount	Sub-Total in USD(\$)
Basic Filing:				
Pages:				
Claims:				
Independent claims in excess of 3	2201	1	110	110
Miscellaneous-Filing:				
Petition:				
Patent-Appeals-and-Interference:				
Post-Allowance-and-Post-Issuance:				
Extension-of-Time:				

Description	Fee Code	Quantity	Amount	Sub-Total in USD(\$)
Extension - 3 months with \$0 paid	2253	1	555	555
Miscellaneous:				
Request for continued examination	2801	1	405	405
Total in USD (\$)				1070

Electronic Acknowledgement Receipt	
EFS ID:	6020146
Application Number:	11686984
International Application Number:	
Confirmation Number:	7370
Title of Invention:	UBIQUITOUS CONNECTIVITY AND CONTROL SYSTEM FOR REMOTE LOCATIONS
First Named Inventor/Applicant Name:	Charles G. SHAMOON
Customer Number:	23983
Filer:	Peter D. Sachtjen/Stefanie Hansen
Filer Authorized By:	Peter D. Sachtjen
Attorney Docket Number:	8002-06-07
Receipt Date:	04-SEP-2009
Filing Date:	16-MAR-2007
Time Stamp:	15:42:12
Application Type:	Utility under 35 USC 111(a)

Payment information:

Submitted with Payment	yes
Payment Type	Credit Card
Payment was successfully received in RAM	\$ 1070
RAM confirmation Number	11005
Deposit Account	
Authorized User	

File Listing:

Document Number	Document Description	File Name	File Size(Bytes)/ Message Digest	Multi Part /.zip	Pages (if appl.)
-----------------	----------------------	-----------	-------------------------------------	------------------	------------------

1		Amend090409.pdf	87435	yes	28
			5762916bccbb598dad7b2ea05ca51ec245dece1e6		
	Multipart Description/PDF files in .zip description				
	Document Description		Start	End	
	Amendment After Final		1	1	
	Claims		2	21	
	Applicant Arguments/Remarks Made in an Amendment		22	28	
Warnings:					
Information:					
2	Extension of Time	EOT090409.pdf	67220	no	1
			e3d3c4ab84369de6c130f4e0a27b94d59d60b3db		
Warnings:					
Information:					
3	Request for Continued Examination (RCE)	RCE090409.pdf	697389	no	3
			b67e4fa5f6b0cd3b0c170a68675beaf4b954dece		
Warnings:					
Information:					
4	Fee Worksheet (PTO-875)	fee-info.pdf	34077	no	2
			e1f7082d7bf98bc368916a0255e18a86128266b1		
Warnings:					
Information:					
Total Files Size (in bytes):			886121		

This Acknowledgement Receipt evidences receipt on the noted date by the USPTO of the indicated documents, characterized by the applicant, and including page counts, where applicable. It serves as evidence of receipt similar to a Post Card, as described in MPEP 503.

New Applications Under 35 U.S.C. 111

If a new application is being filed and the application includes the necessary components for a filing date (see 37 CFR 1.53(b)-(d) and MPEP 506), a Filing Receipt (37 CFR 1.54) will be issued in due course and the date shown on this Acknowledgement Receipt will establish the filing date of the application.

National Stage of an International Application under 35 U.S.C. 371

If a timely submission to enter the national stage of an international application is compliant with the conditions of 35 U.S.C. 371 and other applicable requirements a Form PCT/DO/EO/903 indicating acceptance of the application as a national stage submission under 35 U.S.C. 371 will be issued in addition to the Filing Receipt, in due course.

New International Application Filed with the USPTO as a Receiving Office

If a new international application is being filed and the international application includes the necessary components for an international filing date (see PCT Article 11 and MPEP 1810), a Notification of the International Application Number and of the International Filing Date (Form PCT/RO/105) will be issued in due course, subject to prescriptions concerning national security, and the date shown on this Acknowledgement Receipt will establish the international filing date of the application.

IN THE UNITED STATES PATENT AND TRADEMARK OFFICE

Applicant: SHAMOON, Charles G., et al.
Title: UBIQUITOUS CONNECTIVITY AND
CONTROL SYSTEM FOR REMOTE
LOCATIONS
Serial No.: 11/686,984
Filing Date: 03/16/2007
Group Art Unit: 2617
Examiner: NGUYEN, Huy D.
Docket No.: 8002-06-07
Last Action: 03/04/09
Customer No.: 23983

Commissioner for Patents
P.O. Box 1450
Alexandria, VA 22313-1450

AMENDMENT

This amendment is in response to the Office Action mailed
March 4, 2009.

In the Claims:

Amend claims as set forth in the attached Claims Status.

Claims Status

1. (Currently Amended) A method for environmental control and information processing associated with a structure, the method comprising:

a. providing a user with a remote control unit, said remote control unit:

receiving through short message service (SMS) from a control unit in the structure a status message directly over a cellular network related to a the status of an environmental control unit at said structure,

notifying said user of receipt of said status message and displaying said status message on said remote control unit;

b. providing by said user at said remote control unit in response to said status message a control message containing control information to use for controlling said environmental control unit units;

c. delivering said control message from said remote control unit to the cellular network as a SMS message and relaying said control message to said control unit;

d. creating a control command for said environmental control unit based on the control information of the control message; and

e. delivering the control commands to the environmental control unit.

2. (Currently Amended) The method of claim 1 comprising sending as [[an]] the SMS message to the remote control unit a response message indicating delivery of a control command to the environmental control unit.

3. (Original) The method of claim 2 wherein the response message includes status information for the environmental control unit.

4. (Previously Presented) The method of claim 1 comprising controlling environmental conditions within the structure using the environmental control unit.

5. (Original) The method of claim 1 comprising detecting presence of an authorized person and sending said status message to the remote control unit indicating the presence of the authorized person.

6. (Currently Amended) The method of claim 5 wherein detecting the presence of the authorized person includes detecting the authorized person proximate to the structure.

7. (Original) The method of claim 6 wherein the remote control unit includes global positioning satellite (GPS) capabilities and detecting the authorized person proximate to the structure comprises receiving GPS information from the remote control unit.

8. (Currently Amended) The method of claim 6 wherein the environmental control unit includes a heating system and

comprising sending a control command to the heating system to adjust ~~the~~ a temperature within the structure in response to detecting the authorized person proximate to the structure.

9. (Previously Presented) The method of claim 6 wherein the environmental control unit includes a lighting system and comprising sending a control command to the lighting system to turn on lighting associated with the structure in response to detecting the authorized person proximate to the structure.

10. (Original) The method of claim 1 comprising detecting presence of an unauthorized person and sending an SMS message to the remote control unit indicating the presence of the unauthorized person.

11. (Previously Presented) The method of claim 10 wherein the environmental control unit includes a burglar alarm and detecting presence of the unauthorized person includes detecting a structural breach of the structure via the burglar alarm.

Claims 12–14 are cancelled.

15. (Currently Amended) The method of claim ~~14~~1 wherein the environmental control unit includes a sprinkler system and the control command includes an instruction to bypass a scheduled watering cycle for the sprinkler system when the local weather conditions include a forecast for rain.

16. (Currently Amended) The method of claim ~~14~~ 1 wherein the environmental control unit includes a power control system and the control command includes an instruction to power down sensitive electronics when the local weather conditions include a forecast for severe weather.

Claim 17 is cancelled.

18. (Currently Amended) The method of claim ~~13~~ 43 wherein accessing the remote information includes accessing a school system's notification information service and the remote information includes school related information.

19. (Currently Amended) The method of claim 18 wherein the environmental control unit includes a heating system and the control command includes an instruction to adjust [[the]] heat when the school related information includes a notification that schools are being released early due to inclement weather.

20. (Original) A system for environmental control and information processing associated with a structure, the method comprising:

- a controller adapted to interface with an environmental control unit associated with the structure; and

- a wireless module adapted to:

- receive from a remote control unit a control message delivered from a remote control unit from a cellular network as a short message service (SMS) message comprising control information to use for controlling the environmental control unit;

- create control commands for the environmental control unit based on the control information of the SMS messages;

deliver the control commands to the environmental control unit via the controller; and

deliver to said remote control unit for receipt as a SMS message a revised status message indicating execution of said control information; and means at remote control device for notifying a user of said remote control device of said receipt and displaying information related to said revised status message.

21. (Currently Amended) The ~~system~~ method of claim 20 wherein the environmental control unit is adapted to control environment conditions within the structure.

22. (Currently Amended) The ~~system~~ method of claim 20 wherein ~~the~~ a wireless module is adapted to detect presence of an authorized person and to send an SMS message to the remote control unit indicating the presence of the authorized person.

23. (Currently Amended) The ~~system~~ method of claim 22 wherein, in being adapted to detect the presence of the authorized person,

the wireless module is adapted to detect the authorized person proximate to the structure.

24. (Currently Amended) The ~~system~~ method of claim 23 wherein the remote control unit includes global positioning satellite (GPS) capabilities and wherein, in being adapted to detect the authorized person proximate to the structure, the wireless module is adapted to detect the authorized person by receiving GPS information from the remote control unit.

25. (Currently Amended) The ~~system~~ method of claim 23 wherein the environmental control unit is a heating system and wherein the wireless module is adapted to send a control command to the heating system via the ~~controller~~ remote control unit to adjust the a temperature within the structure in response to detecting the authorized person proximate to the structure.

26. (Currently Amended) The ~~system~~ method of claim 23 wherein the environmental control unit is a lighting system and wherein the wireless module is adapted to send a control command to the

lighting system via the ~~controller~~ remote control unit to turn on lighting associated with the structure in response to detecting the authorized person proximate to the structure.

27. (Currently Amended) The ~~system~~ method of claim 20 wherein the environmental control unit is a burglar alarm and wherein, in being adapted to detect ~~the~~ an unauthorized person proximate to the structure, ~~the~~ a wireless module is adapted to detect a structural breach of the structure via the burglar alarm.

Claims 28–31 are cancelled.

32. (Previously Presented) The system of claim 42 wherein the environmental control unit is a power control system and the wireless module is adapted to create the control command to instruct the power control system to power down sensitive electronics when the local weather conditions include a forecast for severe weather.

33. (Currently Amended) The system of claim 20 42 wherein the environmental control unit is a window control system and the wireless module is adapted to create the control command to instruct the window control system to adjust at least one of windows and window coverings that are associated with the structure to conserve energy when the local weather conditions include a forecast for a change in the local weather conditions.

34. (Currently Amended) The system of claim 20 42 wherein the wireless module is adapted to access the remote information by accessing a school system's notification information service and the remote information includes school related information.

35. (Currently Amended) The system of 34 wherein the environmental control unit includes a heating system and wherein the wireless module is adapted to create the control command to instruct the heating system to increase ~~the~~ heat when the school related information includes a notification that schools are being released early due to inclement weather.

36. (Previously Presented) A method for environmental control and information processing associated with a structure, the method comprising:

a. providing a user with a remote control unit, said remote control unit:

receiving a status message from a control unit in the structure a status message directly over a cellular network using short message and/or data bearer services, said status message related to the status of an environmental unit at said structure, notifying said user of receipt of said status message' and displaying said status message on said remote control unit;

b. providing by said user at said remote control unit in response to said status message a control message containing control information to use for controlling said environmental control units;

c. delivering said control message from said remote control unit to the cellular network using short message and/or data bearer services and relaying said control message to said control unit;

d. creating a control command for said environmental control unit based on the control information of the control message; and

e. delivering the control commands to the plurality of environmental control units.

37. (Previously Presented) A system for environmental control and information processing associated with a structure, the method comprising:

a controller adapted to interface with an environmental control unit associated with the structure; and

a wireless module adapted to:

receive from a remote control unit a control message delivered from a remote control unit from a cellular network using short message and/or data bearer services, said control message comprising control information to use for controlling the environmental control unit;

create control commands for the environmental control unit based on the control information;

deliver the control commands to the environmental control unit via the controller; and

deliver to said remote control unit for receipt using said services of said cellular network a revised status message indicating execution of said control information; and
means at remote control device for notifying a user of said remote control device of said receipt and displaying information related to said revised status message.

38. (Currently Amended) A method for environmental control and information processing associated with a structure, the method comprising:

a. providing a user with a remote control unit, said remote control unit:

receiving through short message service (SMS) from a control unit in the structure a status message directly over a cellular network related to ~~the~~ a status of an environmental control unit at said structure[[,]] ; and

notifying said user of receipt of said status message[[']]
and displaying said status message on said remote control unit;

- b. providing by said user at said remote control unit in response to said status message a control message containing control information to use for controlling said environmental control ~~units~~ unit;
- c. delivering said control message from said remote control unit to the cellular network as a SMS message and relaying said control message to said environmental control unit;
- d. creating a control command for said environmental control unit based on the control information of the control message;
- e. delivering the control ~~commands~~ command to the ~~plurality of environmental control units.~~ unit;
- f. accessing remote information, creating a control command based on the remote information, and delivering the control command to ~~at least one of the plurality of the~~ environmental control ~~units~~ unit wherein accessing the remote information includes accessing a weather forecasting service and the remote information relates to local weather conditions; and
- g. sending an SMS message to the remote control unit based on the remote information and the control command delivered to

the ~~at least one of the plurality of~~ environmental control ~~units~~ unit wherein the ~~at least one of the plurality of~~ environmental control ~~units~~ unit is selected from ~~[[the]]~~ a group including (i) a sprinkler system and the control command includes an instruction to bypass a scheduled watering cycle for the sprinkler system when the local weather conditions include a forecast for rain wherein ~~[[the]]~~ a wireless module is adapted to access the remote information, to create ~~[[a]]~~ the control command based on the remote information, and to deliver the control command to at least one ~~of the plurality of~~ environmental control ~~units~~ unit via the ~~controller~~ remote control unit, (ii) a power control system and the wireless module is adapted to create the control command to instruct the power control system to power down sensitive electronics when the local weather conditions include a forecast for severe weather, (iii) a heating system and wherein the wireless module is adapted to create the control command to instruct the heating system to increase ~~the~~ heat when ~~the~~ school related information includes a notification that schools are being released early due to inclement weather.

39. (Currently Amended) The ~~system~~ method of claim 38 wherein the wireless module is adapted to access the remote information by accessing a school system's notification information service and the remote information includes the school related information.

40. (Currently Amended) The method of claim 39 wherein the at least one ~~of the plurality of~~ environmental control ~~units~~ unit includes a the power control system and the control command includes an instruction to power down the sensitive electronics when the local weather conditions include a forecast for severe weather.

41. (Currently Amended) The method of claim ~~4~~ 38 wherein the environmental control unit includes a window control system and the control command includes an instruction to adjust at least one of windows and window coverings that are associated with the structure to conserve energy when the local weather conditions include a forecast for a change in the local weather conditions.

42. (Currently Amended) A system for environmental control and information processing associated with a structure, the ~~method~~ system comprising:

- a controller adapted to interface with an environmental control unit associated with the structure; and

- a wireless module adapted to:

 - receive from a remote control unit a control message delivered ~~from a remote control unit~~ from a cellular network as a short message service (SMS) message comprising control information to use for controlling the environmental control unit;

 - create control commands for the environmental control unit based on the control information of the SMS messages;

 - deliver the control commands to the environmental control unit via the controller; ~~and~~

 - deliver to said remote control unit for receipt as a SMS message a revised status message indicating execution of said control information; and

means at remote control device for notifying a user of said remote control device of said receipt and displaying information related to said revised status message,

wherein the wireless module is adapted to access remote information, to create a control command based on the remote information, to deliver the control command to at least one of the plurality of environmental control ~~units~~ unit via the controller, adapted to send an SMS message to the remote control unit based on the remote information and the control command delivered to the environmental control unit. ~~And ,~~ wherein the environmental control unit is a sprinkler system and the wireless module is adapted to create the control command to instruct the sprinkler system to bypass a scheduled watering cycle when ~~[[the]]~~ local weather conditions include a forecast for rain.

43. (New) A method for environmental control and information processing associated with a structure, the method comprising:
- a. providing a user with a remote control unit, said remote control unit:

receiving through short message service (SMS) from a control unit in the structure a status message directly over a cellular network related to ~~[[the]]~~ a status of an environmental control unit at said structure; and

notifying said user of receipt of said status message and displaying said status message on said remote control unit;

b. providing by said user at said remote control unit in response to said status message a control message containing control information to use for controlling said environmental control unit;

c. delivering said control message from said remote control unit to the cellular network as a SMS message and relaying said control message to said environmental control unit;

d. creating a control command for said environmental control unit based on the control information of the control message;

e. delivering the control command to the environmental control unit;

f. accessing remote information, creating a control command based on the remote information, and delivering the

control command to the environmental control unit wherein accessing the remote information includes accessing a weather forecasting service and the remote information relates to local weather conditions; and

g. sending an SMS message to the remote control unit based on the remote information and the control command delivered to the environmental control unit wherein the environmental control unit includes a window control system and the control command includes an instruction to adjust at least one of windows and window coverings that are associated with the structure to conserve energy when the local weather conditions include a forecast for a change in the local weather conditions.

REMARKS

Applicants have carefully reviewed the Final Office Action mailed March 4, 2009 and offer the following remarks to accompany the above amendments.

Extension of Time

Applicant is requesting an extension of time from June 4, 2009 through September 4, 2009 (three months). The requisite petition and fee are included with this response.

Request for Continued Examination

A Request for Continuing Examination and the requisite small entity filing fee is submitted herewith.

Status of the Claims

Claims 1-27 and 32-42 were previously pending. Claims 28-31 were previously cancelled. Claims 12-14, and 17 are cancelled herein. Claim 43 has been added Claims 1, 2, 6, 8, 18, 19, 22-27, 32-35, and 38-42 are currently amended to correct typographical and/or antecedent basis errors. No new matter has been introduced

as a result of the amendments. Accordingly, claims 1–11, 15, 16, 18, 19, 21–27, 32–43 remain pending.

Allowable Subject Matter

Applicants would like to thank the Examiner for indicating that claims 38–40 are allowable. Claim 41 as currently amended depends on allowed claim 38. Therefore, Applicant respectfully submits that claim 41 as currently amended is also allowable. Moreover, on page 6 of the Office Action mailed July 14, 2008, the Examiner held that “[c]laims 15–17, 31–33 are objected to as being dependent upon a rejected base claim, but would be allowable if rewritten in independent form including all of the limitations of the base claim and any intervening claims.” In response to the Office Action mailed July 14, 2008, new claim 42 along with amended claims 32 and 33 were submitted to represent the allowance conditions for claims 32 and 33. In particular, claim 42 was added to include the allowable subject matter wherein the environmental control unit is a sprinkler system and the wireless module is adapted to create the control command to instruct the sprinkler system to bypass a scheduled watering cycle when the local weather

conditions include a forecast for rain. Nevertheless, without explanation, the Examiner has listed claim 42 as rejected in the current Final Office Action. Applicants respectfully submit that the rejection of claim 42 is in error based on the lack of explanation for the rejection and also for the fact that claim 42 includes elements deemed allowable in the Office Action mailed July 14, 2008.

Applicants would also like to thank the Examiner for indicating that claims 15–17 would be allowable if rewritten in independent form. New Claim 43 is presented that includes the allowable elements of claim 17 and intervening claims 12, 13, and 14. As such, independent claim 43 along with the claims that depend thereon are now in condition for allowance.

Claim Objections

Claim 33 was objected to for reciting “The system of claim 20” instead of “The system of claim 42.” Applicants have amended claim 33 to recite “The system of claim 42.” As such, Applicants respectfully request the objection to claim 33 be withdrawn.

Claim 41 was objected to for reciting “The method of claim 1” instead of “The method of claim 38.” Applicants have amended

claim 41 to recite “The method of claim 38.” As such, Applicants respectfully request the objection to claim 41 be withdrawn.

Claim 42 was objected to for reciting “...control unit. And the environmental....” Applicants have amended claim 42 to recite “...control unit, wherein the environmental....” As such, Applicants respectfully request the objection to claim 42 be withdrawn.

Response to Arguments

Applicant’s note that Examiner only superficially responded to the positions and Declaration submitted in the prior response of January 4, 2009. Examiner cited patents to show that flash memory was already known in the art. This was never a point of contention. Quite clearly Sabie, and the patents cited by Examiner, establish the presence of flash memory in cellular phones. Rather the issue was whether a person skilled in the art could access the flash memory of cell phones as claimed by Sabie to program the tasks outlined by Sabie. The Declaration in paragraph 10 declares that it would not be possible to access such memory for such a purpose. Sabie clearly suggests that the programming take place on then available phones, not by making custom phones. The Declaration statement

has not been negated by Examiner's assertion. Reconsideration is requested.

Another position in the Declaration was not addressed, namely that Sabie required an interface to the memory and microprocessor, which there was not available access for supplemental components on the Priority Date. This position was not addressed. Further, the Declaration stated there was not available memory space sufficient for the duties envisioned by Sabie. This has not been addressed. Further, the Declaration states that additional hardware and software would be required including; wired and wireless ports, a separate antenna, an auxiliary power controller, additional cooling and a daughter board to hold additional circuitry, and that such would be impossible to incorporate in cellular phones or pages as of the Priority Date. This also has not been addressed.

Applicant submits that Declaration statements of inability of the reference to accomplish the asserted duties in the asserted way has not been addressed or countered, and reconsideration is requested.

Enablement

Applicant also submits that Sabie is not an enabled reference under 35 USC 112. As is readily Apparent, the reference is totally prophetic and does not present sufficient description to enable one skilled in the art to make and use its embodiments and particularly commensurate with the interpretation of the reference against the pending claims in the present application. The method and device are depicted in the drawing only by block diagrams, devoid of even functional labels (Figures 1 through 6). The main blocks (i.e. reception interface 8, pager 7, control interface 9) are described only with reference to “duties” (page 5) and provide no indication as to whether the boxes represent “off the shelf” components or custom components specifically constructed or modified for the system of the reference. Where such factors exist, the clear holding have been that the reference is non-enabling (In re Gunn, 537 F. 2d. 1123 (1976)). Absent Examiner fulfilling the required burden of now demonstrating to the contrary, Applicants submit that Sabie is not an enabled reference, and according not a proper basis for claim

rejection and claims 1-11, 15-16, 20-27, and 36-37 are additionally allowable.

Conclusion

For the foregoing reasons, Applicants submit that the present application is now in condition for allowance and such action is respectfully requested. The Examiner is encouraged to contact Applicants' representative regarding any remaining issues in an effort to expedite allowance and issuance of the present application.

Dated: September 4, 2009

Respectfully submitted,

ISHMAN LAW FIRM PC

A handwritten signature in black ink, reading "Peter D. Sachtjen". The signature is written in a cursive, flowing style.

Peter D. Sachtjen, Reg. No. 24,619

Ishman Law Firm PC
Post Office Box 1297
Holly Springs, NC 27540
Telephone: (919) 468-3266
Facsimile: (919) 882-1466
Attorney Direct Line: (252) 413-0475

PETITION FOR EXTENSION OF TIME UNDER 37 CFR 1.136(a) FY 2009 <i>(Fees pursuant to the Consolidated Appropriations Act, 2005 (H.R. 4818).)</i>	Docket Number (Optional) 8002-06-07																								
Application Number 11/686,984	Filed 03/16/2007																								
For UBIQUITOUS CONNECTIVITY AND CONTROL SYSTEM FOR REMOTE LOCATIONS																									
Art Unit 2617	Examiner NGUYEN, Huy D.																								
<p>This is a request under the provisions of 37 CFR 1.136(a) to extend the period for filing a reply in the above identified application.</p> <p>The requested extension and fee are as follows (check time period desired and enter the appropriate fee below):</p> <table style="width: 100%; border-collapse: collapse;"> <thead> <tr> <th style="width: 40%;"></th> <th style="width: 20%; text-align: center;"><u>Fee</u></th> <th style="width: 20%; text-align: center;"><u>Small Entity Fee</u></th> <th style="width: 20%;"></th> </tr> </thead> <tbody> <tr> <td><input type="checkbox"/> One month (37 CFR 1.17(a)(1))</td> <td style="text-align: center;">\$130</td> <td style="text-align: center;">\$65</td> <td style="text-align: center;">\$ _____</td> </tr> <tr> <td><input type="checkbox"/> Two months (37 CFR 1.17(a)(2))</td> <td style="text-align: center;">\$490</td> <td style="text-align: center;">\$245</td> <td style="text-align: center;">\$ _____</td> </tr> <tr> <td><input checked="" type="checkbox"/> Three months (37 CFR 1.17(a)(3))</td> <td style="text-align: center;">\$1110</td> <td style="text-align: center;">\$555</td> <td style="text-align: center;">\$ <u>555.00</u></td> </tr> <tr> <td><input type="checkbox"/> Four months (37 CFR 1.17(a)(4))</td> <td style="text-align: center;">\$1730</td> <td style="text-align: center;">\$865</td> <td style="text-align: center;">\$ _____</td> </tr> <tr> <td><input type="checkbox"/> Five months (37 CFR 1.17(a)(5))</td> <td style="text-align: center;">\$2350</td> <td style="text-align: center;">\$1175</td> <td style="text-align: center;">\$ _____</td> </tr> </tbody> </table> <p><input checked="" type="checkbox"/> Applicant claims small entity status. See 37 CFR 1.27.</p> <p><input type="checkbox"/> A check in the amount of the fee is enclosed.</p> <p><input checked="" type="checkbox"/> Payment by credit card. <u>XXXXXXXXXXXXXXXXXXXX</u> <input checked="" type="checkbox"/> Fee paid via E-Filing System</p> <p><input type="checkbox"/> The Director has already been authorized to charge fees in this application to a Deposit Account.</p> <p><input type="checkbox"/> The Director is hereby authorized to charge any fees which may be required, or credit any overpayment, to Deposit Account Number _____.</p> <p>WARNING: Information on this form may become public. Credit card information should not be included on this form. Provide credit card information and authorization on PTO-2038.</p> <p>I am the <input type="checkbox"/> applicant/inventor.</p> <p style="margin-left: 40px;"><input type="checkbox"/> assignee of record of the entire interest. See 37 CFR 3.71. Statement under 37 CFR 3.73(b) is enclosed (Form PTO/SB/96).</p> <p style="margin-left: 40px;"><input checked="" type="checkbox"/> attorney or agent of record. Registration Number <u>24619</u></p> <p style="margin-left: 40px;"><input type="checkbox"/> attorney or agent under 37 CFR 1.34. Registration number if acting under 37 CFR 1.34 _____</p> <div style="display: flex; justify-content: space-between; margin-top: 20px;"> <div style="width: 60%;"> <div style="display: flex; justify-content: space-between;"> Signature Date </div> </div> <div style="width: 35%; text-align: center;"> <u>09/04/2009</u> <hr/> </div> </div> <div style="display: flex; justify-content: space-between; margin-top: 10px;"> <div style="width: 60%;"> <u>Peter D. Sachtjen</u> <hr/> <div style="display: flex; justify-content: space-between;"> Typed or printed name Telephone Number </div> </div> <div style="width: 35%; text-align: center;"> <u>252-413-0475</u> <hr/> </div> </div> <p><small>NOTE: Signatures of all the inventors or assignees of record of the entire interest or their representative(s) are required. Submit multiple forms if more than one signature is required, see below.</small></p> <p><input checked="" type="checkbox"/> Total of <u>one (1)</u> forms are submitted.</p>			<u>Fee</u>	<u>Small Entity Fee</u>		<input type="checkbox"/> One month (37 CFR 1.17(a)(1))	\$130	\$65	\$ _____	<input type="checkbox"/> Two months (37 CFR 1.17(a)(2))	\$490	\$245	\$ _____	<input checked="" type="checkbox"/> Three months (37 CFR 1.17(a)(3))	\$1110	\$555	\$ <u>555.00</u>	<input type="checkbox"/> Four months (37 CFR 1.17(a)(4))	\$1730	\$865	\$ _____	<input type="checkbox"/> Five months (37 CFR 1.17(a)(5))	\$2350	\$1175	\$ _____
	<u>Fee</u>	<u>Small Entity Fee</u>																							
<input type="checkbox"/> One month (37 CFR 1.17(a)(1))	\$130	\$65	\$ _____																						
<input type="checkbox"/> Two months (37 CFR 1.17(a)(2))	\$490	\$245	\$ _____																						
<input checked="" type="checkbox"/> Three months (37 CFR 1.17(a)(3))	\$1110	\$555	\$ <u>555.00</u>																						
<input type="checkbox"/> Four months (37 CFR 1.17(a)(4))	\$1730	\$865	\$ _____																						
<input type="checkbox"/> Five months (37 CFR 1.17(a)(5))	\$2350	\$1175	\$ _____																						

This collection of information is required by 37 CFR 1.136(a). The information is required to obtain or retain a benefit by the public which is to file (and by the USPTO to process) an application. Confidentiality is governed by 35 U.S.C. 122 and 37 CFR 1.11 and 1.14. This collection is estimated to take 6 minutes to complete, including gathering, preparing, and submitting the completed application form to the USPTO. Time will vary depending upon the individual case. Any comments on the amount of time you require to complete this form and/or suggestions for reducing this burden, should be sent to the Chief Information Officer, U.S. Patent and Trademark Office, U.S. Department of Commerce, P.O. Box 1450, Alexandria, VA 22313-1450. DO NOT SEND FEES OR COMPLETED FORMS TO THIS ADDRESS. **SEND TO: Commissioner for Patents, P.O. Box 1450, Alexandria, VA 22313-1450.**

If you need assistance in completing the form, call 1-800-PTO-9199 and select option 2.

Under the Paperwork Reduction Act of 1995, no persons are required to respond to a collection of information unless it displays a valid OMB control number.

PATENT APPLICATION FEE DETERMINATION RECORD Substitute for Form PTO-875					Application or Docket Number 11/686,984		Filing Date 03/16/2007		<input type="checkbox"/> To be Mailed	
---	--	--	--	--	---	--	----------------------------------	--	---------------------------------------	--

APPLICATION AS FILED – PART I					OTHER THAN SMALL ENTITY				
(Column 1)		(Column 2)		SMALL ENTITY <input checked="" type="checkbox"/>		OR		SMALL ENTITY	
FOR	NUMBER FILED	NUMBER EXTRA	RATE (\$)	FEE (\$)	RATE (\$)	FEE (\$)	RATE (\$)	FEE (\$)	RATE (\$)
<input type="checkbox"/> BASIC FEE (37 CFR 1.16(a), (b), or (c))	N/A	N/A	N/A		N/A		N/A		N/A
<input type="checkbox"/> SEARCH FEE (37 CFR 1.16(k), (l), or (m))	N/A	N/A	N/A		N/A		N/A		N/A
<input type="checkbox"/> EXAMINATION FEE (37 CFR 1.16(o), (p), or (q))	N/A	N/A	N/A		N/A		N/A		N/A
TOTAL CLAIMS (37 CFR 1.16(i))	minus 20 =	*	X \$	=	OR	X \$	=	X \$	=
INDEPENDENT CLAIMS (37 CFR 1.16(h))	minus 3 =	*	X \$	=	OR	X \$	=	X \$	=
<input type="checkbox"/> APPLICATION SIZE FEE (37 CFR 1.16(s)) If the specification and drawings exceed 100 sheets of paper, the application size fee due is \$250 (\$125 for small entity) for each additional 50 sheets or fraction thereof. See 35 U.S.C. 41(a)(1)(G) and 37 CFR 1.16(s).									
<input type="checkbox"/> MULTIPLE DEPENDENT CLAIM PRESENT (37 CFR 1.16(j))									
* If the difference in column 1 is less than zero, enter "0" in column 2.			TOTAL		TOTAL				

APPLICATION AS AMENDED – PART II					OTHER THAN SMALL ENTITY						
(Column 1)		(Column 2)		(Column 3)		SMALL ENTITY		OR		SMALL ENTITY	
AMENDMENT	09/04/2009	CLAIMS REMAINING AFTER AMENDMENT	MINUS	HIGHEST NUMBER PREVIOUSLY PAID FOR	PRESENT EXTRA	RATE (\$)	ADDITIONAL FEE (\$)	RATE (\$)	ADDITIONAL FEE (\$)	RATE (\$)	ADDITIONAL FEE (\$)
	Total (37 CFR 1.16(i))	* 35	Minus	** 37	= 0	X \$26 =	0	OR	X \$ =	X \$ =	X \$ =
	Independent (37 CFR 1.16(h))	* 7	Minus	***4	= 3	X \$110 =	330	OR	X \$ =	X \$ =	X \$ =
<input type="checkbox"/> Application Size Fee (37 CFR 1.16(s))											
<input type="checkbox"/> FIRST PRESENTATION OF MULTIPLE DEPENDENT CLAIM (37 CFR 1.16(j))								OR			
						TOTAL ADD'L FEE	330	OR	TOTAL ADD'L FEE		

(Column 1)		(Column 2)		(Column 3)		SMALL ENTITY		OR		SMALL ENTITY	
AMENDMENT	Total (37 CFR 1.16(i))	CLAIMS REMAINING AFTER AMENDMENT	MINUS	HIGHEST NUMBER PREVIOUSLY PAID FOR	PRESENT EXTRA	RATE (\$)	ADDITIONAL FEE (\$)	RATE (\$)	ADDITIONAL FEE (\$)	RATE (\$)	ADDITIONAL FEE (\$)
	Total (37 CFR 1.16(i))	*	Minus	**	=	X \$ =		OR	X \$ =	X \$ =	X \$ =
	Independent (37 CFR 1.16(h))	*	Minus	***	=	X \$ =		OR	X \$ =	X \$ =	X \$ =
<input type="checkbox"/> Application Size Fee (37 CFR 1.16(s))											
<input type="checkbox"/> FIRST PRESENTATION OF MULTIPLE DEPENDENT CLAIM (37 CFR 1.16(j))								OR			
						TOTAL ADD'L FEE		OR	TOTAL ADD'L FEE		

* If the entry in column 1 is less than the entry in column 2, write "0" in column 3.
 ** If the "Highest Number Previously Paid For" IN THIS SPACE is less than 20, enter "20".
 *** If the "Highest Number Previously Paid For" IN THIS SPACE is less than 3, enter "3".
 The "Highest Number Previously Paid For" (Total or Independent) is the highest number found in the appropriate box in column 1.

Legal Instrument Examiner:
/KAREN VESTAL/

This collection of information is required by 37 CFR 1.16. The information is required to obtain or retain a benefit by the public which is to file (and by the USPTO to process) an application. Confidentiality is governed by 35 U.S.C. 122 and 37 CFR 1.14. This collection is estimated to take 12 minutes to complete, including gathering, preparing, and submitting the completed application form to the USPTO. Time will vary depending upon the individual case. Any comments on the amount of time you require to complete this form and/or suggestions for reducing this burden, should be sent to the Chief Information Officer, U.S. Patent and Trademark Office, U.S. Department of Commerce, P.O. Box 1450, Alexandria, VA 22313-1450. DO NOT SEND FEES OR COMPLETED FORMS TO THIS ADDRESS. SEND TO: Commissioner for Patents, P.O. Box 1450, Alexandria, VA 22313-1450.

If you need assistance in completing the form, call 1-800-PTO-9199 and select option 2.



UNITED STATES PATENT AND TRADEMARK OFFICE

UNITED STATES DEPARTMENT OF COMMERCE
United States Patent and Trademark Office
Address: COMMISSIONER FOR PATENTS
P.O. Box 1450
Alexandria, Virginia 22313-1450
www.uspto.gov

NOTICE OF ALLOWANCE AND FEE(S) DUE

23983 7590 09/17/2009

Ishman Law Firm P.C.
P.O BOX 1297
Holly Springs, NC 27540-1297

EXAMINER

NGUYEN, HUY D

ART UNIT

PAPER NUMBER

2627

DATE MAILED: 09/17/2009

APPLICATION NO.	FILING DATE	FIRST NAMED INVENTOR	ATTORNEY DOCKET NO.	CONFIRMATION NO.
11/686,984	03/16/2007	Charles G. SHAMOON	8002-06-07	7370

TITLE OF INVENTION: UBIQUITOUS CONNECTIVITY AND CONTROL SYSTEM FOR REMOTE LOCATIONS

APPLN. TYPE	SMALL ENTITY	ISSUE FEE DUE	PUBLICATION FEE DUE	PREV. PAID ISSUE FEE	TOTAL FEE(S) DUE	DATE DUE
nonprovisional	YES	\$755	\$300	\$0	\$1055	12/17/2009

THE APPLICATION IDENTIFIED ABOVE HAS BEEN EXAMINED AND IS ALLOWED FOR ISSUANCE AS A PATENT. PROSECUTION ON THE MERITS IS CLOSED. THIS NOTICE OF ALLOWANCE IS NOT A GRANT OF PATENT RIGHTS. THIS APPLICATION IS SUBJECT TO WITHDRAWAL FROM ISSUE AT THE INITIATIVE OF THE OFFICE OR UPON PETITION BY THE APPLICANT. SEE 37 CFR 1.313 AND MPEP 1308.

THE ISSUE FEE AND PUBLICATION FEE (IF REQUIRED) MUST BE PAID WITHIN THREE MONTHS FROM THE MAILING DATE OF THIS NOTICE OR THIS APPLICATION SHALL BE REGARDED AS ABANDONED. THIS STATUTORY PERIOD CANNOT BE EXTENDED. SEE 35 U.S.C. 151. THE ISSUE FEE DUE INDICATED ABOVE DOES NOT REFLECT A CREDIT FOR ANY PREVIOUSLY PAID ISSUE FEE IN THIS APPLICATION. IF AN ISSUE FEE HAS PREVIOUSLY BEEN PAID IN THIS APPLICATION (AS SHOWN ABOVE), THE RETURN OF PART B OF THIS FORM WILL BE CONSIDERED A REQUEST TO REAPPLY THE PREVIOUSLY PAID ISSUE FEE TOWARD THE ISSUE FEE NOW DUE.

HOW TO REPLY TO THIS NOTICE:

I. Review the SMALL ENTITY status shown above.

If the SMALL ENTITY is shown as YES, verify your current SMALL ENTITY status:

A. If the status is the same, pay the TOTAL FEE(S) DUE shown above.

B. If the status above is to be removed, check box 5b on Part B - Fee(s) Transmittal and pay the PUBLICATION FEE (if required) and twice the amount of the ISSUE FEE shown above, or

If the SMALL ENTITY is shown as NO:

A. Pay TOTAL FEE(S) DUE shown above, or

B. If applicant claimed SMALL ENTITY status before, or is now claiming SMALL ENTITY status, check box 5a on Part B - Fee(s) Transmittal and pay the PUBLICATION FEE (if required) and 1/2 the ISSUE FEE shown above.

II. PART B - FEE(S) TRANSMITTAL, or its equivalent, must be completed and returned to the United States Patent and Trademark Office (USPTO) with your ISSUE FEE and PUBLICATION FEE (if required). If you are charging the fee(s) to your deposit account, section "4b" of Part B - Fee(s) Transmittal should be completed and an extra copy of the form should be submitted. If an equivalent of Part B is filed, a request to reapply a previously paid issue fee must be clearly made, and delays in processing may occur due to the difficulty in recognizing the paper as an equivalent of Part B.

III. All communications regarding this application must give the application number. Please direct all communications prior to issuance to Mail Stop ISSUE FEE unless advised to the contrary.

IMPORTANT REMINDER: Utility patents issuing on applications filed on or after Dec. 12, 1980 may require payment of maintenance fees. It is patentee's responsibility to ensure timely payment of maintenance fees when due.

PART B - FEE(S) TRANSMITTAL

**Complete and send this form, together with applicable fee(s), to: Mail Mail Stop ISSUE FEE
Commissioner for Patents
P.O. Box 1450
Alexandria, Virginia 22313-1450
or Fax (571)-273-2885**

INSTRUCTIONS: This form should be used for transmitting the ISSUE FEE and PUBLICATION FEE (if required). Blocks 1 through 5 should be completed where appropriate. All further correspondence including the Patent, advance orders and notification of maintenance fees will be mailed to the current correspondence address as indicated unless corrected below or directed otherwise in Block 1, by (a) specifying a new correspondence address; and/or (b) indicating a separate "FEE ADDRESS" for maintenance fee notifications.

CURRENT CORRESPONDENCE ADDRESS (Note: Use Block 1 for any change of address)

23983 7590 09/17/2009

Ishman Law Firm P.C.
P.O BOX 1297
Holly Springs, NC 27540-1297

Note: A certificate of mailing can only be used for domestic mailings of the Fee(s) Transmittal. This certificate cannot be used for any other accompanying papers. Each additional paper, such as an assignment or formal drawing, must have its own certificate of mailing or transmission.

Certificate of Mailing or Transmission

I hereby certify that this Fee(s) Transmittal is being deposited with the United States Postal Service with sufficient postage for first class mail in an envelope addressed to the Mail Stop ISSUE FEE address above, or being facsimile transmitted to the USPTO (571) 273-2885, on the date indicated below.

(Depositor's name)
(Signature)
(Date)

APPLICATION NO.	FILING DATE	FIRST NAMED INVENTOR	ATTORNEY DOCKET NO.	CONFIRMATION NO.
11/686,984	03/16/2007	Charles G. SHAMOON	8002-06-07	7370

TITLE OF INVENTION: UBIQUITOUS CONNECTIVITY AND CONTROL SYSTEM FOR REMOTE LOCATIONS

APPLN. TYPE	SMALL ENTITY	ISSUE FEE DUE	PUBLICATION FEE DUE	PREV. PAID ISSUE FEE	TOTAL FEE(S) DUE	DATE DUE
nonprovisional	YES	\$755	\$300	\$0	\$1055	12/17/2009

EXAMINER	ART UNIT	CLASS-SUBCLASS
NGUYEN, HUY D	2627	455-419000

1. Change of correspondence address or indication of "Fee Address" (37 CFR 1.363).

- ☐ Change of correspondence address (or Change of Correspondence Address form PTO/SB/122) attached.
- ☐ "Fee Address" indication (or "Fee Address" Indication form PTO/SB/47; Rev 03-02 or more recent) attached. **Use of a Customer Number is required.**

2. For printing on the patent front page, list

- (1) the names of up to 3 registered patent attorneys or agents OR, alternatively,
- (2) the name of a single firm (having as a member a registered attorney or agent) and the names of up to 2 registered patent attorneys or agents. If no name is listed, no name will be printed.

1 _____

2 _____

3 _____

3. ASSIGNEE NAME AND RESIDENCE DATA TO BE PRINTED ON THE PATENT (print or type)

PLEASE NOTE: Unless an assignee is identified below, no assignee data will appear on the patent. If an assignee is identified below, the document has been filed for recordation as set forth in 37 CFR 3.11. Completion of this form is NOT a substitute for filing an assignment.

(A) NAME OF ASSIGNEE

(B) RESIDENCE: (CITY and STATE OR COUNTRY)

Please check the appropriate assignee category or categories (will not be printed on the patent) : ☐ Individual ☐ Corporation or other private group entity ☐ Government

4a. The following fee(s) are submitted:

- ☐ Issue Fee
- ☐ Publication Fee (No small entity discount permitted)
- ☐ Advance Order - # of Copies _____

4b. Payment of Fee(s): (**Please first reapply any previously paid issue fee shown above**)

- ☐ A check is enclosed.
- ☐ Payment by credit card. Form PTO-2038 is attached.
- ☐ The Director is hereby authorized to charge the required fee(s), any deficiency, or credit any overpayment, to Deposit Account Number _____ (enclose an extra copy of this form).

5. **Change in Entity Status** (from status indicated above)

- ☐ a. Applicant claims SMALL ENTITY status. See 37 CFR 1.27. ☐ b. Applicant is no longer claiming SMALL ENTITY status. See 37 CFR 1.27(g)(2).

NOTE: The Issue Fee and Publication Fee (if required) will not be accepted from anyone other than the applicant; a registered attorney or agent; or the assignee or other party in interest as shown by the records of the United States Patent and Trademark Office.

Authorized Signature _____

Date _____

Typed or printed name _____

Registration No. _____

This collection of information is required by 37 CFR 1.311. The information is required to obtain or retain a benefit by the public which is to file (and by the USPTO to process) an application. Confidentiality is governed by 35 U.S.C. 122 and 37 CFR 1.14. This collection is estimated to take 12 minutes to complete, including gathering, preparing, and submitting the completed application form to the USPTO. Time will vary depending upon the individual case. Any comments on the amount of time you require to complete this form and/or suggestions for reducing this burden, should be sent to the Chief Information Officer, U.S. Patent and Trademark Office, U.S. Department of Commerce, P.O. Box 1450, Alexandria, Virginia 22313-1450. DO NOT SEND FEES OR COMPLETED FORMS TO THIS ADDRESS. SEND TO: Commissioner for Patents, P.O. Box 1450, Alexandria, Virginia 22313-1450.

Under the Paperwork Reduction Act of 1995, no persons are required to respond to a collection of information unless it displays a valid OMB control number.



UNITED STATES PATENT AND TRADEMARK OFFICE

UNITED STATES DEPARTMENT OF COMMERCE
United States Patent and Trademark Office
Address: COMMISSIONER FOR PATENTS
P.O. Box 1450
Alexandria, Virginia 22313-1450
www.uspto.gov

APPLICATION NO.	FILING DATE	FIRST NAMED INVENTOR	ATTORNEY DOCKET NO.	CONFIRMATION NO.
11/686,984	03/16/2007	Charles G. SHAMOON	8002-06-07	7370
23983	7590	09/17/2009	EXAMINER	
Ishman Law Firm P.C. P.O BOX 1297 Holly Springs, NC 27540-1297			NGUYEN, HUY D	
			ART UNIT	PAPER NUMBER
			2627	
DATE MAILED: 09/17/2009				

Determination of Patent Term Adjustment under 35 U.S.C. 154 (b) (application filed on or after May 29, 2000)

The Patent Term Adjustment to date is 0 day(s). If the issue fee is paid on the date that is three months after the mailing date of this notice and the patent issues on the Tuesday before the date that is 28 weeks (six and a half months) after the mailing date of this notice, the Patent Term Adjustment will be 0 day(s).

If a Continued Prosecution Application (CPA) was filed in the above-identified application, the filing date that determines Patent Term Adjustment is the filing date of the most recent CPA.

Applicant will be able to obtain more detailed information by accessing the Patent Application Information Retrieval (PAIR) WEB site (<http://pair.uspto.gov>).

Any questions regarding the Patent Term Extension or Adjustment determination should be directed to the Office of Patent Legal Administration at (571)-272-7702. Questions relating to issue and publication fee payments should be directed to the Customer Service Center of the Office of Patent Publication at 1-(888)-786-0101 or (571)-272-4200.

Notice of Allowability	Application No.	Applicant(s)	
	11/686,984	SHAMOON ET AL.	
	Examiner	Art Unit	
	HUY D. NGUYEN	2627	

-- The MAILING DATE of this communication appears on the cover sheet with the correspondence address--

All claims being allowable, PROSECUTION ON THE MERITS IS (OR REMAINS) CLOSED in this application. If not included herewith (or previously mailed), a Notice of Allowance (PTOL-85) or other appropriate communication will be mailed in due course. **THIS NOTICE OF ALLOWABILITY IS NOT A GRANT OF PATENT RIGHTS.** This application is subject to withdrawal from issue at the initiative of the Office or upon petition by the applicant. See 37 CFR 1.313 and MPEP 1308.

1. ☒ This communication is responsive to 9/4/2009.

2. ☒ The allowed claim(s) is/are 1-11,15,16,18-27 and 32-43.

3. ☐ Acknowledgment is made of a claim for foreign priority under 35 U.S.C. § 119(a)-(d) or (f).
 a) ☐ All b) ☐ Some* c) ☐ None of the:
 1. ☐ Certified copies of the priority documents have been received.
 2. ☐ Certified copies of the priority documents have been received in Application No. _____.
 3. ☐ Copies of the certified copies of the priority documents have been received in this national stage application from the International Bureau (PCT Rule 17.2(a)).
 * Certified copies not received: _____.

Applicant has THREE MONTHS FROM THE "MAILING DATE" of this communication to file a reply complying with the requirements noted below. Failure to timely comply will result in ABANDONMENT of this application.
THIS THREE-MONTH PERIOD IS NOT EXTENDABLE.

4. ☐ A SUBSTITUTE OATH OR DECLARATION must be submitted. Note the attached EXAMINER'S AMENDMENT or NOTICE OF INFORMAL PATENT APPLICATION (PTO-152) which gives reason(s) why the oath or declaration is deficient.

5. ☐ CORRECTED DRAWINGS (as "replacement sheets") must be submitted.
 (a) ☐ including changes required by the Notice of Draftsperson's Patent Drawing Review (PTO-948) attached
 1) ☐ hereto or 2) ☐ to Paper No./Mail Date _____.
 (b) ☐ including changes required by the attached Examiner's Amendment / Comment or in the Office action of Paper No./Mail Date _____.

Identifying indicia such as the application number (see 37 CFR 1.84(c)) should be written on the drawings in the front (not the back) of each sheet. Replacement sheet(s) should be labeled as such in the header according to 37 CFR 1.121(d).

6. ☐ DEPOSIT OF and/or INFORMATION about the deposit of BIOLOGICAL MATERIAL must be submitted. Note the attached Examiner's comment regarding REQUIREMENT FOR THE DEPOSIT OF BIOLOGICAL MATERIAL.

Attachment(s)

1. <input type="checkbox"/> Notice of References Cited (PTO-892) 2. <input type="checkbox"/> Notice of Draftperson's Patent Drawing Review (PTO-948) 3. <input type="checkbox"/> Information Disclosure Statements (PTO/SB/08), Paper No./Mail Date _____ 4. <input type="checkbox"/> Examiner's Comment Regarding Requirement for Deposit of Biological Material	5. <input type="checkbox"/> Notice of Informal Patent Application 6. <input type="checkbox"/> Interview Summary (PTO-413), Paper No./Mail Date _____. 7. <input type="checkbox"/> Examiner's Amendment/Comment 8. <input checked="" type="checkbox"/> Examiner's Statement of Reasons for Allowance 9. <input type="checkbox"/> Other _____.
--	---

DETAILED ACTION

Response to Arguments

1. Applicant's arguments, see the remarks, filed 9/4/2009, have been fully considered and are persuasive. The rejection of claims 1-14, 18-27, 32-37, 41-42 has been withdrawn.

Allowable Subject Matter

2. The following is an examiner's statement of reasons for allowance:

Regarding claims 1, 20, 36-37, 42-43, the cited prior arts, either alone or in combination fail to teach receiving through short message service (SMS) from a control unit in the structure a status message directly over a cellular network related to a status of an environmental control unit at said structure, notifying said user of receipt of said status message and displaying said status message on said remote control unit; providing by said user at said remote control unit in response to said status message a control message containing control information to use for controlling said environmental control unit; delivering said control message from said remote control unit to the cellular network as a SMS message and relaying said control message to said control unit, in combination with all of other limitations in the claims.

Claims 38-40 were previously allowed.

Claims 2-11, 15-16 depend on claim 1. Thus, they are allowable.

Claims 21-27 depend on claim 20. Thus, they are allowable.

Claim 41 depends on claim 38. Thus, it is allowable.

Claims 32-35 depend on claim 42. Thus, they are allowable.

Claims 18-19 depend on claim 43. Thus, they are allowable.

Any comments considered necessary by applicant must be submitted no later than the payment of the issue fee and, to avoid processing delays, should preferably accompany the issue fee. Such submissions should be clearly labeled "Comments on Statement of Reasons for Allowance."

3. Any inquiry concerning this communication or earlier communications from the examiner should be directed to HUY D. NGUYEN whose telephone number is (571)272-7845. The examiner can normally be reached on M-F.

If attempts to reach the examiner by telephone are unsuccessful, the examiner's supervisor, Joseph H. Feild can be reached on 571-272-4090. The fax phone number for the organization where this application or proceeding is assigned is 571-273-8300.

Information regarding the status of an application may be obtained from the Patent Application Information Retrieval (PAIR) system. Status information for published applications may be obtained from either Private PAIR or Public PAIR. Status information for unpublished applications is available through Private PAIR only. For more information about the PAIR system, see <http://pair-direct.uspto.gov>. Should you have questions on access to the Private PAIR system, contact the Electronic Business Center (EBC) at 866-217-9197 (toll-free). If you would like assistance from a USPTO Customer Service Representative or access to the automated information system, call 800-786-9199 (IN USA OR CANADA) or 571-272-1000.

/Joseph H. Feild/
Supervisory Patent Examiner, Art Unit
2627


/Huy D Nguyen/

Application/Control Number: 11/686,984

Page 4

Art Unit: 2627


Examiner, Art Unit 2627

Issue Classification 	Application/Control No. 11686984	Applicant(s)/Patent Under Reexamination SHAMOON ET AL.
	Examiner HUY D NGUYEN	Art Unit 2627

ORIGINAL						INTERNATIONAL CLASSIFICATION												
CLASS		SUBCLASS				CLAIMED					NON-CLAIMED							
455		419				H	0	4	M	3 / 00 (2006.0)								
CROSS REFERENCE(S)																		
CLASS	SUBCLASS (ONE SUBCLASS PER BLOCK)																	
455	418	420	422.1	466														

<input type="checkbox"/> Claims renumbered in the same order as presented by applicant <input type="checkbox"/> CPA <input type="checkbox"/> T.D. <input type="checkbox"/> R.1.47															
Final	Original	Final	Original	Final	Original	Final	Original	Final	Original	Final	Original	Final	Original	Final	Original
1	1		17	30	33										
2	2	34	18	31	34										
3	3	35	19	32	35										
4	4	14	20	22	36										
5	5	15	21	23	37										
6	6	16	22	24	38										
7	7	17	23	25	39										
8	8	18	24	26	40										
9	9	19	25	27	41										
10	10	20	26	28	42										
11	11	21	27	33	43										
	12		28												
	13		29												
	14		30												
12	15		31												
13	16	29	32												

/HUY D NGUYEN/ Examiner.Art Unit 2627 (Assistant Examiner)	9/10/2009 (Date)	Total Claims Allowed: 35	
/JOSEPH H FEILD/ Supervisory Patent Examiner.Art Unit 2627 (Primary Examiner)	09/11/2009 (Date)	O.G. Print Claim(s) 1	O.G. Print Figure 1

Search Notes 	Application/Control No. 11686984	Applicant(s)/Patent Under Reexamination SHAMOON ET AL.
	Examiner HUY D NGUYEN	Art Unit 2617

SEARCHED			
Class	Subclass	Date	Examiner
455	419, 420, 418, 422.1, 466, 456.1	5/5/2008	HN
Updated search	same as above	9/10/2009	HN

SEARCH NOTES		
Search Notes	Date	Examiner
East; Text search (USPAT, US-PGPUB, JPO, EPO, DERWENT, IBM_TDB). See search history.	5/5/2008	HN
East; Text search (USPAT, US-PGPUB, JPO, EPO, DERWENT, IBM_TDB). See search history.	9/10/2009	HN
See interference search.	9/10/2009	HN

INTERFERENCE SEARCH			
Class	Subclass	Date	Examiner
455	419, 418, 420, 422.1, 466, 456.1	9/10/2009	HN

--	--

EAST Search History**EAST Search History (Prior Art)**

Ref #	Hits	Search Query	DBs	Default Operator	Plurals	Time Stamp
L19	0	2 and 18	US-PGPUB; USPAT; EPO; JPO; DERWENT; IBM_TDB	OR	ON	2009/09/10 16:55
L18	1	16 and 17	US-PGPUB; USPAT; EPO; JPO; DERWENT; IBM_TDB	OR	ON	2009/09/10 16:55
L17	39	((sms or short adj message adj service) with remote\$2 near6 control\$3).clm.	US-PGPUB; USPAT; EPO; JPO; DERWENT; IBM_TDB	OR	ON	2009/09/10 16:55
L16	51	((((cell or cellular or mobile or portable or wireless or hand or handheld or hand adj held or palm or palm adj held) adj2 (device or phone or telephone or station or terminal or unit) or pda) same (heat\$3 or air adj condition\$3 or light\$3 or motion or alarm) near5 remote\$3 near3 control\$3). clm.	US-PGPUB; USPAT; EPO; JPO; DERWENT; IBM_TDB	OR	ON	2009/09/10 16:54
L15	0	2 and 14	US-PGPUB; USPAT; EPO; JPO; DERWENT; IBM_TDB	OR	ON	2009/09/10 16:54
L14	13	9 and 13	US-PGPUB; USPAT; EPO; JPO; DERWENT; IBM_TDB	OR	ON	2009/09/10 16:54
L13	1145	((cell or cellular or mobile or portable or wireless or hand or handheld or hand adj held or palm or palm adj held) adj2 (device or phone or telephone or station or terminal or unit) or pda) same (heat\$3 or air adj condition\$3 or light\$3 or motion or alarm) near5 remote\$3 near3 control\$3	US-PGPUB; USPAT; EPO; JPO; DERWENT; IBM_TDB	OR	ON	2009/09/10 16:54

L12	0	2 and 11	US-PGPUB; USPAT; EPO; JPO; DERWENT; IBM_TDB	OR	ON	2009/09/10 16:51
L11	6	9 and 10	US-PGPUB; USPAT; EPO; JPO; DERWENT; IBM_TDB	OR	ON	2009/09/10 16:51
L10	30	((cell or cellular or mobile or portable or wireless or hand or handheld or hand and held or palm or palm adj held) adj2 (device or phone or telephone or station or terminal or unit) or pda) same environmental near5 remote\$3 near3 control\$3	US-PGPUB; USPAT; EPO; JPO; DERWENT; IBM_TDB	OR	ON	2009/09/10 16:51
L9	434	(sms or short adj message adj service) with remote\$2 near6 control\$3	US-PGPUB; USPAT; EPO; JPO; DERWENT; IBM_TDB	OR	ON	2009/09/10 16:50
L8	1	(wo-0165875-a1).did.	US-PGPUB; USPAT; EPO; JPO; DERWENT; IBM_TDB	OR	ON	2009/09/10 16:36
L3	1	1 and 2	US-PGPUB; USPAT; EPO; JPO; DERWENT; IBM_TDB	OR	ON	2009/09/10 16:32
L2	21630135	@ad<"20000229" or @rlad<"20000229"	US-PGPUB; USPAT; EPO; JPO; DERWENT; IBM_TDB	OR	ON	2009/09/10 16:31
L1	2	((cell or cellular or mobile or portable or wireless or hand or handheld or hand and held or palm or palm adj held) adj2 (device or phone or telephone or station or terminal or unit) or pda) and remote\$2 near4 control\$3 near5 (heat\$3 or air adj condition\$3 or light\$3 or motion or alarm) with respon\$3 near4 receipt).clm.	US-PGPUB; USPAT; EPO; JPO; DERWENT; IBM_TDB	OR	ON	2009/09/10 16:29
S48	1	S46 and S47	US-PGPUB; USPAT; EPO; JPO; DERWENT; IBM_TDB	OR	ON	2009/09/10 09:40

S47	4	((cell or cellular or mobile or portable or wireless or hand or handheld or hand and held or palm or palm adj held) adj2 (device or phone or telephone or station or terminal or unit) or pda) and remote\$2 near4 control\$3 near5 (heat\$3 or air adj condition\$3 or light\$3 or motion or alarm) with respon\$3 near4 receipt	US-PGPUB; USPAT; EPO; JPO; DERWENT; IBM_TDB	OR	ON	2009/09/10 09:39
S46	21630135	@ad<"20000229" or @rlad<"20000229"	US-PGPUB; USPAT; EPO; JPO; DERWENT; IBM_TDB	OR	ON	2009/09/10 09:39
S45	56	S42 and S44	US-PGPUB; USPAT; EPO; JPO; DERWENT; IBM_TDB	OR	ON	2009/02/28 17:33
S44	5648	(cell or cellular or mobile or portable or wireless or hand or handheld or hand and held or palm or palm adj held) adj2 (phone or telephone) with flash adj2 memory	US-PGPUB; USPAT; EPO; JPO; DERWENT; IBM_TDB	OR	ON	2009/02/28 17:32
S43	107	S40 and S42	US-PGPUB; USPAT; EPO; JPO; DERWENT; IBM_TDB	OR	ON	2009/02/28 17:32
S42	23264996	@pd<"20000229"	US-PGPUB; USPAT; EPO; JPO; DERWENT; IBM_TDB	OR	ON	2009/02/28 17:32
S41	426	S38 and S40	US-PGPUB; USPAT; EPO; JPO; DERWENT; IBM_TDB	OR	ON	2009/02/28 17:32
S40	11010	(cell or cellular or mobile or portable or wireless or hand or handheld or hand and held or palm or palm adj held) adj2 (phone or telephone) same flash adj2 memory	US-PGPUB; USPAT; EPO; JPO; DERWENT; IBM_TDB	OR	ON	2009/02/28 17:31
S39	58756	(cell or cellular or mobile or portable or wireless or hand or handheld or hand and held or palm or palm adj held) adj2 (phone or telephone) and flash adj2 memory	US-PGPUB; USPAT; EPO; JPO; DERWENT; IBM_TDB	OR	ON	2009/02/28 17:31

S38	21364396	@ad<"20000229"	US-PGPUB; USPAT; EPO; JPO; DERWENT; IBM_TDB	OR	ON	2009/02/28 17:30
S37	3	sabie.in.	US-PGPUB; USPAT; EPO; JPO; DERWENT; IBM_TDB	OR	ON	2008/07/10 11:25
S36	0	wo0165875	US-PGPUB; USPAT; EPO; JPO; DERWENT; IBM_TDB	OR	ON	2008/07/10 11:24
S35	0	wo0165875.did.	US-PGPUB; USPAT; EPO; JPO; DERWENT; IBM_TDB	OR	ON	2008/07/10 11:24
S34	2	S27 and S33	US-PGPUB; USPAT; EPO; JPO; DERWENT; IBM_TDB	OR	ON	2008/05/05 23:31
S33	3	((cell or cellular or mobile or portable or wireless or hand or handheld or hand and held or palm or palm adj held) adj2 (device or phone or telephone or station or terminal or unit) or pda) and remote\$2 near4 control\$3 near5 (heat\$3 or air adj condition\$3 or light\$3 or motion or alarm) with respon\$2 near4 receipt	US-PGPUB; USPAT; EPO; JPO; DERWENT; IBM_TDB	OR	ON	2008/05/05 23:30
S32	167	((cell or cellular or mobile or portable or wireless or hand or handheld or hand and held or palm or palm adj held) adj2 (device or phone or telephone or station or terminal or unit) or pda) and remote\$2 near4 control\$3 near5 (heat\$3 or air adj condition\$3 or light\$3 or motion or alarm) with respon\$2	US-PGPUB; USPAT; EPO; JPO; DERWENT; IBM_TDB	OR	ON	2008/05/05 23:29
S31	0	remote\$2 near2 control\$3 same (power\$3 adj2 down or turn\$3 adj3 off) near6 severe adj2 weather	US-PGPUB; USPAT; EPO; JPO; DERWENT; IBM_TDB	OR	ON	2008/05/05 22:59

S30	0	remote\$2 near2 control\$3 with bypass\$3 near3 scheduled near2 water\$3	US-PGPUB; USPAT; EPO; JPO; DERWENT; IBM_TDB	OR	ON	2008/05/05 22:58
S29	0	remote\$2 near2 control\$3 with bypass\$3 near2 scheduled adj2 water\$3	US-PGPUB; USPAT; EPO; JPO; DERWENT; IBM_TDB	OR	ON	2008/05/05 22:57
S28	8	S26 and S27	US-PGPUB; USPAT; EPO; JPO; DERWENT; IBM_TDB	OR	ON	2008/05/05 22:31
S27	29313490	@ad<"20041118"	US-PGPUB; USPAT; EPO; JPO; DERWENT; IBM_TDB	OR	ON	2008/05/05 22:31
S26	10	((cell or cellular or mobile or portable or wireless or hand or handheld or hand and held or palm or palm adj held) adj2 (device or phone or telephone or station or terminal or unit) or pda) and weather near2 forecast\$3 with remote\$2 near2 control \$3	US-PGPUB; USPAT; EPO; JPO; DERWENT; IBM_TDB	OR	ON	2008/05/05 22:30
S25	35	weather near2 forecast\$3 with remote\$2 near2 control \$3	US-PGPUB; USPAT; EPO; JPO; DERWENT; IBM_TDB	OR	ON	2008/05/05 22:30
S24	2	weather near3 forecast\$3 and remote\$2 near3 control\$3	US-PGPUB; USPAT; EPO; JPO; DERWENT; IBM_TDB	OR	ON	2008/05/05 22:29
S23	0	weather near3 forecast\$3 same remote\$2 near3 control \$3	US-PGPUB; USPAT; EPO; JPO; DERWENT; IBM_TDB	OR	ON	2008/05/05 22:29
S22	0	weather near3 forecast\$3 with remote\$2 near3 control\$3	US-PGPUB; USPAT; EPO; JPO; DERWENT; IBM_TDB	OR	ON	2008/05/05 22:29
S21	0	weather near2 forecast\$3 with remote\$2 near2 control\$3	US-PGPUB; USPAT; EPO; JPO; DERWENT; IBM_TDB	OR	ON	2008/05/05 22:28
S20	7	S8 and S19	US-PGPUB; USPAT; EPO; JPO; DERWENT; IBM_TDB	OR	ON	2008/05/05 17:07

S19	10	(sms or short adj message adj service) same remote\$2 near6 control\$3 with heat\$3	US-PGPUB; USPAT; EPO; JPO; DERWENT; IBM_TDB	OR	ON	2008/05/05 17:07
S18	6	S5 and S17	US-PGPUB; USPAT; EPO; JPO; DERWENT; IBM_TDB	OR	ON	2008/05/05 17:03
S17	29007	short adj2 message	US-PGPUB; USPAT; EPO; JPO; DERWENT; IBM_TDB	OR	ON	2008/05/05 17:03
S16	0	S8 and S15	US-PGPUB; USPAT; EPO; JPO; DERWENT; IBM_TDB	OR	ON	2008/05/05 17:02
S15	7	S5 and S14	US-PGPUB; USPAT; EPO; JPO; DERWENT; IBM_TDB	OR	ON	2008/05/05 17:02
S14	436267	sms	US-PGPUB; USPAT; EPO; JPO; DERWENT; IBM_TDB	OR	ON	2008/05/05 17:02
S13	0	S8 and S12	US-PGPUB; USPAT; EPO; JPO; DERWENT; IBM_TDB	OR	ON	2008/05/05 17:02
S12	1	S5 and S11	US-PGPUB; USPAT; EPO; JPO; DERWENT; IBM_TDB	OR	ON	2008/05/05 17:02
S11	119786	"370"/\$.ccls.	US-PGPUB; USPAT; EPO; JPO; DERWENT; IBM_TDB	OR	ON	2008/05/05 17:01
S10	2	"6394359".pn.	US-PGPUB; USPAT; EPO; JPO; DERWENT; IBM_TDB	OR	ON	2008/05/05 16:50
S9	3	S7 and S8	US-PGPUB; USPAT; EPO; JPO; DERWENT; IBM_TDB	OR	ON	2008/05/05 16:44
S8	29313490	@ad<"20041118"	US-PGPUB; USPAT; EPO; JPO; DERWENT; IBM_TDB	OR	ON	2008/05/05 16:44

S7	8	S5 and S6	US-PGPUB; USPAT; EPO; JPO; DERWENT; IBM_TDB	OR	ON	2008/05/05 16:41
S6	121162	"455"/\$.ccls.	US-PGPUB; USPAT; EPO; JPO; DERWENT; IBM_TDB	OR	ON	2008/05/05 16:41
S5	113	((cell or cellular or mobile or portable or wireless or hand or handheld or hand and held or palm or palm adj held) adj2 (device or phone or telephone or station or terminal or unit) or pda) and environmental near5 remote \$3 near3 control\$3	US-PGPUB; USPAT; EPO; JPO; DERWENT; IBM_TDB	OR	ON	2008/05/05 16:40
S4	2	heat\$3.ab. and (nguyen and huy).xa.	US-PGPUB; USPAT; EPO; JPO; DERWENT; IBM_TDB	OR	ON	2008/05/05 16:28
S3	8	environment\$2.ab. and (nguyen and huy).xa.	US-PGPUB; USPAT; EPO; JPO; DERWENT; IBM_TDB	OR	ON	2008/05/05 16:24
S2	3	environment\$2.ti. and huy.xa.	US-PGPUB; USPAT; EPO; JPO; DERWENT; IBM_TDB	OR	ON	2008/05/05 16:23
S1	3	"7058358"	US-PGPUB; USPAT; EPO; JPO; DERWENT; IBM_TDB	OR	ON	2008/05/05 15:50

9/10/09 4:56:00 PM

C:\Documents and Settings\HNguyen25\My Documents\EAST\Workspaces\11686984.wsp

PART B - FEE(S) TRANSMITTAL

**Complete and send this form, together with applicable fee(s), to: Mail Mail Stop ISSUE FEE
Commissioner for Patents
P.O. Box 1450
Alexandria, Virginia 22313-1450
or Fax (571)-273-2885**

INSTRUCTIONS: This form should be used for transmitting the ISSUE FEE and PUBLICATION FEE (if required). Blocks 1 through 5 should be completed where appropriate. All further correspondence including the Patent, advance orders and notification of maintenance fees will be mailed to the current correspondence address as indicated unless corrected below or directed otherwise in Block 1, by (a) specifying a new correspondence address; and/or (b) indicating a separate "FEE ADDRESS" for maintenance fee notifications.

CURRENT CORRESPONDENCE ADDRESS (Note: Use Block 1 for any change of address)

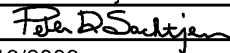
23983 7590 09/17/2009

Ishman Law Firm P.C.
P.O BOX 1297
Holly Springs, NC 27540-1297

Note: A certificate of mailing can only be used for domestic mailings of the Fee(s) Transmittal. This certificate cannot be used for any other accompanying papers. Each additional paper, such as an assignment or formal drawing, must have its own certificate of mailing or transmission.

Certificate of Mailing or Transmission

I hereby certify that this Fee(s) Transmittal is being deposited with the United States Postal Service with sufficient postage for first class mail in an envelope addressed to the Mail Stop ISSUE FEE address above, or being facsimile transmitted to the USPTO (571) 273-2885, on the date indicated below.

Peter D. Sachtjen	(Depositor's name)
	(Signature)
11/19/2009	(Date)

APPLICATION NO.	FILING DATE	FIRST NAMED INVENTOR	ATTORNEY DOCKET NO.	CONFIRMATION NO.
11/686,984	03/16/2007	Charles G. SHAMOON	8002-06-07	7370

TITLE OF INVENTION: UBIQUITOUS CONNECTIVITY AND CONTROL SYSTEM FOR REMOTE LOCATIONS

APPLN. TYPE	SMALL ENTITY	ISSUE FEE DUE	PUBLICATION FEE DUE	PREV. PAID ISSUE FEE	TOTAL FEE(S) DUE	DATE DUE
nonprovisional	YES	\$755	\$300	\$0	\$1055	12/17/2009

EXAMINER	ART UNIT	CLASS-SUBCLASS
NGUYEN, HUY D	2627	455-419000

1. Change of correspondence address or indication of "Fee Address" (37 CFR 1.363).

- ☐ Change of correspondence address (or Change of Correspondence Address form PTO/SB/122) attached.
- ☐ "Fee Address" indication (or "Fee Address" Indication form PTO/SB/47; Rev 03-02 or more recent) attached. **Use of a Customer Number is required.**

2. For printing on the patent front page, list

- (1) the names of up to 3 registered patent attorneys or agents OR, alternatively,
- (2) the name of a single firm (having as a member a registered attorney or agent) and the names of up to 2 registered patent attorneys or agents. If no name is listed, no name will be printed.

1 Ishman Law Firm P.C.
2
3

3. ASSIGNEE NAME AND RESIDENCE DATA TO BE PRINTED ON THE PATENT (print or type)

PLEASE NOTE: Unless an assignee is identified below, no assignee data will appear on the patent. If an assignee is identified below, the document has been filed for recordation as set forth in 37 CFR 3.11. Completion of this form is NOT a substitute for filing an assignment.

(A) NAME OF ASSIGNEE

(B) RESIDENCE: (CITY and STATE OR COUNTRY)

Please check the appropriate assignee category or categories (will not be printed on the patent) : ☐ Individual ☐ Corporation or other private group entity ☐ Government

4a. The following fee(s) are submitted:

- ☒ Issue Fee
- ☒ Publication Fee (No small entity discount permitted)
- ☐ Advance Order - # of Copies _____

4b. Payment of Fee(s): (Please first reapply any previously paid issue fee shown above)

- ☐ A check is enclosed.
- ☒ Payment by credit card. **Paid via EFS-online**
- ☒ The Director is hereby authorized to charge the required fee(s), any deficiency, or credit any overpayment, to Deposit Account Number **500498** (enclose an extra copy of this form).

5. Change in Entity Status (from status indicated above)

- ☐ a. Applicant claims SMALL ENTITY status. See 37 CFR 1.27. ☐ b. Applicant is no longer claiming SMALL ENTITY status. See 37 CFR 1.27(g)(2).

NOTE: The Issue Fee and Publication Fee (if required) will not be accepted from anyone other than the applicant; a registered attorney or agent; or the assignee or other party in interest as shown by the records of the United States Patent and Trademark Office.

Authorized Signature 

Date 11/19/2009

Typed or printed name Peter D. Sachtjen

Registration No. 24619

This collection of information is required by 37 CFR 1.311. The information is required to obtain or retain a benefit by the public which is to file (and by the USPTO to process) an application. Confidentiality is governed by 35 U.S.C. 122 and 37 CFR 1.14. This collection is estimated to take 12 minutes to complete, including gathering, preparing, and submitting the completed application form to the USPTO. Time will vary depending upon the individual case. Any comments on the amount of time you require to complete this form and/or suggestions for reducing this burden, should be sent to the Chief Information Officer, U.S. Patent and Trademark Office, U.S. Department of Commerce, P.O. Box 1450, Alexandria, Virginia 22313-1450. DO NOT SEND FEES OR COMPLETED FORMS TO THIS ADDRESS. SEND TO: Commissioner for Patents, P.O. Box 1450, Alexandria, Virginia 22313-1450.

Under the Paperwork Reduction Act of 1995, no persons are required to respond to a collection of information unless it displays a valid OMB control number.

Electronic Patent Application Fee Transmittal				
Application Number:		11686984		
Filing Date:		16-Mar-2007		
Title of Invention:		UBIQUITOUS CONNECTIVITY AND CONTROL SYSTEM FOR REMOTE LOCATIONS		
First Named Inventor/Applicant Name:		Charles G. SHAMOON		
Filer:		Peter D. Sachtjen/Stefanie Hansen		
Attorney Docket Number:		8002-06-07		
Filed as Small Entity				
Utility under 35 USC 111(a) Filing Fees				
Description	Fee Code	Quantity	Amount	Sub-Total in USD(\$)
Basic Filing:				
Pages:				
Claims:				
Miscellaneous-Filing:				
Petition:				
Patent-Appeals-and-Interference:				
Post-Allowance-and-Post-Issuance:				
Utility Appl issue fee	2501	1	755	755
Publ. Fee- early, voluntary, or normal	1504	1	300	300

Description	Fee Code	Quantity	Amount	Sub-Total in USD(\$)
Extension-of-Time:				
Miscellaneous:				
Total in USD (\$)				1055

Electronic Acknowledgement Receipt	
EFS ID:	6491789
Application Number:	11686984
International Application Number:	
Confirmation Number:	7370
Title of Invention:	UBIQUITOUS CONNECTIVITY AND CONTROL SYSTEM FOR REMOTE LOCATIONS
First Named Inventor/Applicant Name:	Charles G. SHAMOON
Customer Number:	23983
Filer:	Peter D. Sachtjen/Stefanie Hansen
Filer Authorized By:	Peter D. Sachtjen
Attorney Docket Number:	8002-06-07
Receipt Date:	19-NOV-2009
Filing Date:	16-MAR-2007
Time Stamp:	19:59:58
Application Type:	Utility under 35 USC 111(a)

Payment information:

Submitted with Payment	yes
Payment Type	Electronic Funds Transfer
Payment was successfully received in RAM	\$1055
RAM confirmation Number	5699
Deposit Account	
Authorized User	

File Listing:

Document Number	Document Description	File Name	File Size(Bytes)/ Message Digest	Multi Part /.zip	Pages (if appl.)
-----------------	----------------------	-----------	-------------------------------------	------------------	------------------

1	Issue Fee Payment (PTO-85B)	Part_B_8002_111909.pdf	96359 76212c324aff226dd64941ad55f47604207e92c6	no	1
Warnings:					
Information:					
2	Fee Worksheet (PTO-875)	fee-info.pdf	32068 a1cc76727495c8fb91f2613b0eb9233742a8397a	no	2
Warnings:					
Information:					
Total Files Size (in bytes):			128427		
<p>This Acknowledgement Receipt evidences receipt on the noted date by the USPTO of the indicated documents, characterized by the applicant, and including page counts, where applicable. It serves as evidence of receipt similar to a Post Card, as described in MPEP 503.</p> <p><u>New Applications Under 35 U.S.C. 111</u> If a new application is being filed and the application includes the necessary components for a filing date (see 37 CFR 1.53(b)-(d) and MPEP 506), a Filing Receipt (37 CFR 1.54) will be issued in due course and the date shown on this Acknowledgement Receipt will establish the filing date of the application.</p> <p><u>National Stage of an International Application under 35 U.S.C. 371</u> If a timely submission to enter the national stage of an international application is compliant with the conditions of 35 U.S.C. 371 and other applicable requirements a Form PCT/DO/EO/903 indicating acceptance of the application as a national stage submission under 35 U.S.C. 371 will be issued in addition to the Filing Receipt, in due course.</p> <p><u>New International Application Filed with the USPTO as a Receiving Office</u> If a new international application is being filed and the international application includes the necessary components for an international filing date (see PCT Article 11 and MPEP 1810), a Notification of the International Application Number and of the International Filing Date (Form PCT/RO/105) will be issued in due course, subject to prescriptions concerning national security, and the date shown on this Acknowledgement Receipt will establish the international filing date of the application.</p>					



UNITED STATES PATENT AND TRADEMARK OFFICE

UNITED STATES DEPARTMENT OF COMMERCE
United States Patent and Trademark Office
Address: COMMISSIONER FOR PATENTS
P.O. Box 1450
Alexandria, Virginia 22313-1450
www.uspto.gov

APPLICATION NO.	ISSUE DATE	PATENT NO.	ATTORNEY DOCKET NO.	CONFIRMATION NO.
11/686,984	01/05/2010	7643823	8002-06-07	7370
23983	7590	12/16/2009		
Ishman Law Firm P.C. P.O BOX 1297 Holly Springs, NC 27540-1297				

ISSUE NOTIFICATION

The projected patent number and issue date are specified above.

Determination of Patent Term Adjustment under 35 U.S.C. 154 (b) (application filed on or after May 29, 2000)

The Patent Term Adjustment is 0 day(s). Any patent to issue from the above-identified application will include an indication of the adjustment on the front page.

If a Continued Prosecution Application (CPA) was filed in the above-identified application, the filing date that determines Patent Term Adjustment is the filing date of the most recent CPA.

Applicant will be able to obtain more detailed information by accessing the Patent Application Information Retrieval (PAIR) WEB site (<http://pair.uspto.gov>).

Any questions regarding the Patent Term Extension or Adjustment determination should be directed to the Office of Patent Legal Administration at (571)-272-7702. Questions relating to issue and publication fee payments should be directed to the Application Assistance Unit (AAU) of the Office of Data Management (ODM) at (571)-272-4200.

APPLICANT(s) (Please see PAIR WEB site <http://pair.uspto.gov> for additional applicants):

Charles G. SHAMOON, Little Elm, TX;
Deborah H. SHAMOON, Little Elm, TX;
Franklin Eugene NEAL, Ashland, KY;
Michael D. FEHNEL, Fuquay-Varina, NC;

REVOCATION/NEW POA/CORRES. ADD. CHANGE

**REVOCATION OF POWER OF ATTORNEY
WITH A NEW POWER OF ATTORNEY
AND
CHANGE OF CORRESPONDENCE ADDRESS**

I hereby revoke all previous powers of attorney given in the patent(s) and/or application(s) identified herein.

☐ A Power of Attorney is submitted herewith.

OR

☒ I hereby appoint the practitioners associated with the Customer Number: **000040401** for the patent(s)/application(s) identified herein.

Practitioner Under Customer Number: Abe HersHKovitz, Reg. No. 45,294

☒ Please change the correspondence address for the patent(s)/application(s) identified below to:

CORRESPONDENCE ADDRESS

☒ Customer Number: **000040401** OR ☐ Correspondence address below

Name	HERSHKOVITZ & ASSOCIATES, LLC				
Address					
City		State		Zip Code	
Country	Email	Telephone	Facsimile		
	patent@hershkovitz.net	703-370-4800			

IDENTIFICATION OF PATENT(S)/APPLICATION(S)

Application Number	Filing Date	Patent Number	Issue Date
11/686,993	03/16/2007		
		6,990,335	01/24/2006
		7,257,397	08/14/2007
		7,643,823	01/05/2010
		7,668,532	02/23/2010

REVOCATION/NEW POA/CORRES. ADD. CHANGE Page 2

SIGNATURE OF INVENTOR(S) OR ASSIGNEE(S)

I/We am/are the:


☐ Inventor(s)☒ Assignee(s) of entire and exclusive interest in and to the patent(s) and application(s) identified herein. See 37 CFR §3.71.☒ Statement under 37 CFR §3.73(b):

The documentary evidence of a chain of title from the original owner(s) to the Assignee(s), as recorded/to be recorded in the Assignment records of the Office:

☐ is attached hereto (copy of recorded Assignment or other conveyance, or copy of Assignment being submitted concurrently for recordation);

OR

☒ was recorded on June 6, 2005 at Reel 016096 Frame 0409, for the patent(s)/application(s) identified herein.***The individual(s) whose signature(s) is/are supplied below is/are the Assignees of entire and exclusive interest in the patent(s)/application(s) identified herein.***

Assignees of Entire and Exclusive Interest			
Signature of Assignee CHARLES SHAMOON		Date	<u>6/24/2011</u>
Signature of Assignee DEBORAH H. SHAMOON	<u>Deborah H. Shamon</u>	Date	<u>6-24-2011</u>

Any additional patent(s)/application(s), or additional signature(s) of Inventor(s), or additional Assignee(s)/Signatory(s), are submitted on the attached page(s).

NUMBER OF PAGES ATTACHED: _____

06/24/2011 15:55

RECEIVED
CENTRAL FAX CENTER
JUN 24 2011

=== COVER PAGE ===

TO: _____

FROM: HERSHKOVITZ & ASSOC.

FAX: 7033704809

TEL: 7033704800

COMMENT:

PAGE 1/5 * RCVD AT 6/24/2011 3:53:12 PM [Eastern Daylight Time] * SVR:WPTOFAX-001/10 * DNIS:2738300 * CSID:7033704809 * DURATION (mm-ss):01-30

**HERSHKOVITZ & ASSOCIATES, LLC**

PATENT AGENCY

2845 DUKE STREET, ALEXANDRIA, VA 22314
TEL. 703-370-4800 ~ FACSIMILE 703-370-4809
patent@hershkovitz.net ~ www.hershkovitz.net**Fax**

To: US PTO

From: Abe Hershkovitz

Fax: 571-273-8300

Date: June 24, 2011

Phone:

Pages: 4

Re: U.S. Patent No: 7,643,823; Docket No: P2921568

☒ Urgent☒ For Review☐ Please Comment☐ Please Reply☐ Please Recycle*******CONFIDENTIALITY NOTE*******


The documents accompanying this facsimile transmission contain information from the patent firm of Hershkovitz & Associates which is confidential and/or privileged. The information is intended to be for the use of the individual or entity named on this transmission sheet. If you are not the intended recipient, be aware that any disclosure, copying, distribution or use of the contents of this facsimile information is prohibited. If you have received this facsimile in error, please notify us by telephone at (703) 370-4800 immediately so that we can arrange for the retrieval of the original documents at no cost to you.

Dear Commissioner:

PLEASE SEE ATTACHED

HERSHKOVITZ & ASSOCIATES, LLC

P2921568.F01; AH/DN/pc



HERSHKOVITZ & ASSOCIATES, LLC

PATENT AGENCY
 2845 DUKE STREET, ALEXANDRIA, VA 22314
 TEL. 703-370-4800 ~ FACSIMILE 703-370-4809
 patent@hershkovitz.net ~ www.hershkovitz.net

Applicant : Charles G. SHAMOON et al. Group Art Unit : 2627
 Patent No. : 7,643,823 Examiner : NGUYEN, HUY D
 Issued : January 5, 2010 Confirmation No. : 7370
 For : **UBIQUITOUS CONNECTIVITY AND CONTROL SYSTEM FOR REMOTE LOCATIONS**

Commissioner for Patents
 P.O. Box 1450
 Alexandria, Virginia 22313-1450

Dear Commissioner:

Transmitted herewith is a **Revocation of Power of Attorney** in the above-captioned application.


The fee has been calculated as shown below:

Claims After Amendment	No. of Claims Previously Paid	Present Extra	Small Entity		Large Entity	
			Rate	Fee	Rate	Fee
Total Claims:			x 26=	\$	x 52=	\$
Indep. Claims:			x 110=	\$	x 220=	\$
				\$		\$
Total:				\$	Total:	\$

- ___ Please charge my Deposit Account No. **50-2929** in the amount of \$ _____.
 ___ The U.S. Patent and Trademark Office is hereby authorized to charge payment of the following fees associated with this communication or credit any overpayment to Deposit Account No. **50-2929**:
 ___ Any patent application processing fees under 37 C.F.R. 1.17, including any required extension of time fees in any concurrent or future reply requiring a petition for extension of time for its timely submission (37 CFR 1.136)(a)(3).

Respectfully submitted,

Date: June 24, 2011


 Abraham Hershkovitz, Registration No. 45,294
 Dinh Nguyen, Registration No. 54,923

P2921568.A01: AH/DN/pc



UNITED STATES PATENT AND TRADEMARK OFFICE

UNITED STATES DEPARTMENT OF COMMERCE
United States Patent and Trademark Office
Address: COMMISSIONER FOR PATENTS
P.O. Box 1450
Alexandria, Virginia 22313-1450
www.uspto.gov

APPLICATION NUMBER	FILING OR 371(C) DATE	FIRST NAMED APPLICANT	ATTY. DOCKET NO./TITLE
11/686,984	03/16/2007	Charles G. SHAMOON	8002-06-07

40401
HersHKovitz & Associates, LLC
2845 Duke Street
Alexandria, VA 22314

CONFIRMATION NO. 7370
POA ACCEPTANCE LETTER



Date Mailed: 07/28/2011

NOTICE OF ACCEPTANCE OF POWER OF ATTORNEY

This is in response to the Power of Attorney filed 06/24/2011.

The Power of Attorney in this application is accepted. Correspondence in this application will be mailed to the above address as provided by 37 CFR 1.33.

/fstefhanos/

Office of Data Management, Application Assistance Unit (571) 272-4000, or (571) 272-4200, or 1-888-786-0101



UNITED STATES PATENT AND TRADEMARK OFFICE

UNITED STATES DEPARTMENT OF COMMERCE
United States Patent and Trademark Office
Address: COMMISSIONER FOR PATENTS
P.O. Box 1450
Alexandria, Virginia 22313-1450
www.uspto.gov

APPLICATION NUMBER	FILING OR 371(C) DATE	FIRST NAMED APPLICANT	ATTY. DOCKET NO./TITLE
11/686,984	03/16/2007	Charles G. SHAMOON	8002-06-07

CONFIRMATION NO. 7370

POWER OF ATTORNEY NOTICE

23983

Ishman Law Firm P.C.
9660 Falls of Neuse Road
Suite 138-350
Raleigh, NC 27615



Date Mailed: 07/28/2011

NOTICE REGARDING CHANGE OF POWER OF ATTORNEY

This is in response to the Power of Attorney filed 06/24/2011.

- The Power of Attorney to you in this application has been revoked by the assignee who has intervened as provided by 37 CFR 3.71. Future correspondence will be mailed to the new address of record(37 CFR 1.33).

/fstephanos/

Office of Data Management, Application Assistance Unit (571) 272-4000, or (571) 272-4200, or 1-888-786-0101

Doc Code: PET.POA.WDRW

Document Description: Petition to withdraw attorney or agent (S883)

PTO/SB/83 (04-13)

Approved for use through 11/30/2014. OMB 0951-0035

U.S. Patent and Trademark Office, U.S. DEPARTMENT OF COMMERCE

Under the Paperwork Reduction Act of 1995, no person is required to respond to a collection of information unless it displays a valid OMB control number.

REQUEST FOR WITHDRAWAL AS ATTORNEY OR AGENT AND CHANGE OF CORRESPONDENCE ADDRESS	Application Number	11688984
	Filing Date	2007-03-16
	First Named Inventor	Charles G. Shamoon
	Art Unit	2627
	Examiner Name	Huy D. Nguyen
	Practitioner Docket Number	P2821558

To: Commissioner for Patents
P.O. Box 1450
Alexandria, VA 22313-1450

Please withdraw me as attorney or agent for the above-identified patent application, and

- ☐ all the practitioners of record;
- ☐ the practitioners (with registration numbers) of record listed on the attached paper(s); or
- ☒ the practitioners of record associated with Customer Number: 40401

NOTE: The immediately preceding box should only be marked when the practitioners were appointed using the listed Customer Number.

The reason(s) for this request are those described in 37 CFR:

- | | | |
|---|---------------------------------------|--|
| <input type="checkbox"/> 11.116(a)(1) | <input type="checkbox"/> 11.116(a)(2) | <input type="checkbox"/> 11.116(a)(3) |
| <input type="checkbox"/> 11.116(b)(1) | <input type="checkbox"/> 11.116(b)(2) | <input type="checkbox"/> 11.116(b)(3) |
| <input type="checkbox"/> 11.116(b)(4) | <input type="checkbox"/> 11.116(b)(5) | <input checked="" type="checkbox"/> 11.116(b)(6) |
| <input type="checkbox"/> 11.116(b)(7) Please explain below: | | |

Certifications

Check each box below that is factually correct. WARNING: If a box is left unchecked, the request will likely not be approved.


- ☒ I/We have given reasonable notice to the client, prior to the expiration of the response period, that the practitioner(s) intend to withdraw from employment.
- ☒ I/We have delivered to the client or a duly authorized representative of the client all papers and property (including funds) to which the client is entitled.
- ☒ I/We have notified the client of any responses that may be due and the time frame within which the client must respond.

Please provide an explanation, if necessary:

[Page 1 of 2]

This collection of information is required by 37 CFR 1.36. The information is required to obtain or retain a benefit by the public which is to file (and by the USPTO to process) an application. Confidentiality is governed by 35 U.S.C. 122 and 37 CFR 1.11 and 1.14. This collection is estimated to take 12 minutes to complete, including gathering, preparing, and submitting the completed application form to the USPTO. Time will vary depending upon the individual case. Any comments on the amount of time you require to complete this form and/or suggestions for reducing this burden, should be sent to the Chief Information Officer, U.S. Patent and Trademark Office, U.S. Department of Commerce, P.O. Box 1450, Alexandria, VA 22313-1450. DO NOT SEND FEES OR COMPLETED FORMS TO THIS ADDRESS. SEND TO: Commissioner for Patents, P.O. Box 1450, Alexandria, VA 22313-1450.

If you need assistance in completing the form, call 1-800-PTO-9199 and select option 2.

REQUEST FOR WITHDRAWAL AS ATTORNEY OR AGENT AND CHANGE OF CORRESPONDENCE ADDRESS			
Complete the following section only when the correspondence address will change. Changes of address will only be accepted to the first named inventor or an assignee that has properly made itself of record pursuant to 37 CFR 3.71.			
Change the correspondence address and direct all future correspondence to:			
A. <input type="checkbox"/> The address of the first named inventor or assignee associated with Customer Number:			
OR			
B. <input checked="" type="checkbox"/> First Named Inventor or Assignee Name			
Address 2436 Tisbury Way			
City Little Elm	State TX	Zip 75068	Country US
Telephone		Email cshamoon@grandecom.net	
I am authorized to sign on behalf of myself and all withdrawing practitioners.			
Signature 			
Name Abraham HersHKovitz		Registration No. 45,294	
Address 2845 Duke Street			
City Alexandria	State VA	Zip 22314	Country US
Date 2014-09-24		Telephone No. 2026386666	
NOTE: Withdrawal is effective when approved rather than when received.			

[Page 2 of 2]

This collection of information is required by 37 CFR 1.36. The information is required to obtain or retain a benefit by the public which is to file (and by the USPTO to process) an application. Confidentiality is governed by 35 U.S.C. 122 and 37 CFR 1.11 and 1.14. This collection is estimated to take 12 minutes to complete, including gathering, preparing, and submitting the completed application form to the USPTO. Time will vary depending upon the individual case. Any comments on the amount of time you require to complete this form and/or suggestions for reducing this burden, should be sent to the Chief Information Officer, U.S. Patent and Trademark Office, U.S. Department of Commerce, P.O. Box 1450, Alexandria, VA 22313-1450. DO NOT SEND FEES OR COMPLETED FORMS TO THIS ADDRESS. SEND TO: Commissioner for Patents, P.O. Box 1450, Alexandria, VA 22313-1450.

If you need assistance in completing the form, call 1-800-PTO-9199 and select option 2.

Electronic Acknowledgement Receipt	
EFS ID:	20232273
Application Number:	11686984
International Application Number:	
Confirmation Number:	7370
Title of Invention:	UBIQUITOUS CONNECTIVITY AND CONTROL SYSTEM FOR REMOTE LOCATIONS
First Named Inventor/Applicant Name:	Charles G. SHAMOON
Customer Number:	40401
Filer:	Abraham HersHKovitz/Dinh Nguyen
Filer Authorized By:	Abraham HersHKovitz
Attorney Docket Number:	P2921568
Receipt Date:	25-SEP-2014
Filing Date:	16-MAR-2007
Time Stamp:	07:28:37
Application Type:	Utility under 35 USC 111(a)

Payment information:

Submitted with Payment		no			
File Listing:					
Document Number	Document Description	File Name	File Size(Bytes)/ Message Digest	Multi Part /.zip	Pages (if appl.)
1		p2921568_20140924081301.pdf	188575 10078144d288974b0122e10892c79b4276bbaa83	yes	3

	Multipart Description/PDF files in .zip description		
	Document Description	Start	End
	Transmittal Letter	1	1
	Petition to withdraw attorney or agent (SB83)	2	3
Warnings:			
Information:			
Total Files Size (in bytes):		188575	
<p>This Acknowledgement Receipt evidences receipt on the noted date by the USPTO of the indicated documents, characterized by the applicant, and including page counts, where applicable. It serves as evidence of receipt similar to a Post Card, as described in MPEP 503.</p> <p><u>New Applications Under 35 U.S.C. 111</u> If a new application is being filed and the application includes the necessary components for a filing date (see 37 CFR 1.53(b)-(d) and MPEP 506), a Filing Receipt (37 CFR 1.54) will be issued in due course and the date shown on this Acknowledgement Receipt will establish the filing date of the application.</p> <p><u>National Stage of an International Application under 35 U.S.C. 371</u> If a timely submission to enter the national stage of an international application is compliant with the conditions of 35 U.S.C. 371 and other applicable requirements a Form PCT/DO/EO/903 indicating acceptance of the application as a national stage submission under 35 U.S.C. 371 will be issued in addition to the Filing Receipt, in due course.</p> <p><u>New International Application Filed with the USPTO as a Receiving Office</u> If a new international application is being filed and the international application includes the necessary components for an international filing date (see PCT Article 11 and MPEP 1810), a Notification of the International Application Number and of the International Filing Date (Form PCT/RO/105) will be issued in due course, subject to prescriptions concerning national security, and the date shown on this Acknowledgement Receipt will establish the international filing date of the application.</p>			



HERSHKOVITZ & ASSOCIATES, PLLC

PATENT AGENCY

2845 DUKE STREET, ALEXANDRIA, VA 22314

TEL. 703-370-4800 ~ FACSIMILE 703-370-4809

patent@hershkovitz.net ~ www.hershkovitz.net

Applicant: Charles E. Shamoon et al.

Examiner: Huy D. Nguyen

Appl. No.: 11/686,984

Group Art Unit: 2627

Appl. Filed: March 16, 2007

Confirmation No.: 7370

For: UBIQUITOUS CONNECTIVITY AND CONTROL SYSTEM FOR REMOTE LOCATIONS

Commissioner for Patents
P.O. Box 1450
Alexandria, Virginia 22313-1450

Honorable Commissioner:

Transmitted herewith: **REQUEST FOR WITHDRAWAL AS ATTORNEY OR AGENT AND CHANGE OF CORRESPONDENCE ADDRESS** in connection with the above-captioned matter.

The fee has been calculated as shown below:

Claims After Amendment	No. of Claims Previously Paid	Present Extra	Small Entity		Large Entity	
			Rate	Fee	Rate	Fee
*Total Claims:	0	0	x 40=	\$	x 80=	\$
**Indep. Claims:	0	0	x210=	\$	x420=	\$
Total:				\$	Total:	\$

☐ Fee Payment made through EFS.

☐ Payment is made herewith by Credit Card (see attached Form PTO-2038).

☐ The Director is hereby authorized to charge all fees, including those under 37 CFR §§1.16 and 1.17, which are required for entry of the papers submitted herewith, and any fees which may be required to maintain pendency of this application, to Deposit Account No. 50-2929.

☐ The Director is hereby authorized to charge all fees under 37 CFR § 1.18 which may be required to complete issuance of this application to Deposit Account No. 50-2929.

Respectfully submitted,

Abe Hershkovitz
Abraham Hershkovitz
Registration No. 45,294

Date: September 24, 2014

P2921568.A02, AH/DXN/dj