

# UBIQUITOUS CONNECTIVITY AND CONTROL SYSTEM FOR REMOTE LOCATIONS

## Related Application

This application is a divisional of United States Application No. 11/163,372, filed October 17, 2005, pending, which is a divisional of United States Application No. 11/160,006, filed June 6, 2005, now United States Patent No. 6,990,335, patented on January 24, 2006, which claims the benefit of United States Provisional Application No. 60/522,887, filed November 18, 2004, in the name of Charles Shamoon and entitled "Ubiquitous Connectivity and Control System for Remote Locations".

## Field of the Invention

The present invention relates to a remote monitoring and control system for an environment. More specifically, the system relates to on demand bidirectional communication between a remote access unit and a multifunctional base control unit in a geographically remote location.

## Background of the Invention

In addition to a main residence, modern times provide people and families with vacation homes that are geographically remote from the regular places of residence. Also, owners of businesses generally have their place of business remote from their residence. These structures tend to be affected by changes in environmental characteristics, either natural (i.e., weather conditions), or non-natural (i.e., vandalism, break-ins, etc.). Generally, a thermostat monitors the ambient temperature and regulates a heating/cooling appliance to keep the building within the predefined temperature range thereby accomplishing the typical environmental control. The typical thermostat only monitors the ambient temperatures. Where the building is in a volatile climatic region, it is not always feasible to maintain the full functions of the appliances year round. For example, a building located in a region known for very warm temperatures, if the owner resides several hundred miles away, there would be no need to activate a cooling system on an abnormally warm day during a virtually cool season. There is no system found that monitors the ambient environmental factors

within a predefined range of values, upon an exception to the predefined values, alerts the remotely located owner, and allows the owner to remotely redefine the acceptable environmental parameters. Thus a remote control system solving the aforementioned problem, as well as several others, is desired.

The home control industry is a rapidly growing, multi-billion dollar industry. This growth has been accompanied by the recent development of smart appliances and efforts to develop a universal protocol for home control by major companies. The present invention provides the next major development in today's home control industry, ubiquitous connectivity and control of structure environment.

The home control industry has taken steps toward ubiquitous connectivity and control over the years, but these steps have fallen short until now. The home control industry has moved from ultrasonic remote control to infrared remote control to local RF remote control and on to land-line phone home-away-from-home remote control. The advent of improved cell phone technology provided more mobility and convenience to home-away-from-home control. High-speed and wireless Internet access has allowed

connectivity to the home through home-based and wireless laptop computers. While an advance in connectivity, mobile Internet connectivity, like its predecessors, is not without significant challenges, especially with mobility and convenience.

The invention of the microcontroller and microcomputer has spawned a robust industry in home automation. An endless number of systems have been created by hobbyist, commercial, and industrial developers. Processes and devices for which automation has been pioneered include audio systems, video systems, security and surveillance systems, lighting systems, watering and irrigation systems, systems for measurement of vital statistics for medical patients, and garage door openers, to name a few. The typical control architecture includes a transmitter and a receiver in which a command is issued by the transmitter and is executed in response by the receiver. Communications links have used radio frequency, infrared, and ultrasonic technologies.

Other technologies used for home automation include power line carrier and telephone line. Power line carrier and telephone line systems both have the benefit of being able to use existing facility wiring for communications. Each has its own benefits and



detriments. Power line systems operate on existing building electrical wiring while telephone line systems use existing telephone wiring. Electrical wiring is usually available in more locations within a building than is telephone wiring. Telephone line systems are generally more secure.

By far the most popular and ubiquitous power line carrier system is the X10. This system use transmitter, receiver, and controller modules connected to the building wiring, usually by plugging directly into an electrical outlet. Each module is individually addressed by a companion module, which is responsive to commands issued or received that are encoded with a preset digital address. The X10 system, like most power line carrier technologies, is characteristically confined to operation within a very limited area, such as within a single building. Newer interfaces have been developed to allow control of a broad range of external communications systems with X10 systems.

The need to expand the geographic range of control for a limited system, such as power line carrier, radio frequency, or infrared, led to the development of telephone interfaces, including voice, DTMF, and Caller ID. While such systems allow users to

exercise control of their facilities remotely, they are not as user friendly and often use tones or cryptic, hard-to-understand, digitized voice prompts. Often a long distance call from a pay telephone was required to access the controller, which had to be interfaced with the facility telephone network.

The availability of personal computers, the Internet, and broadband networks has fueled the explosion in the number of home automation methods and devices. Controlling software is available for Windows, Macintosh, Linux, and DOS based computers. Every imaginable type of input-output port has been used to communicate data into and out of a computer. Examples of available interfaces usable for home automation and control purposes include USB, parallel port, joystick, serial (RS-232, RS-422, RS-485 and the like), audio, ActiveX, and TCP/IP. Bidirectional communications have become more prevalent, allowing a remote operator to not only control but also to observe and monitor the tasks performed by the automation system. Internet-based utilities allow control and monitoring of systems from any computer anywhere in the world.

One of the most relevant entries into the home automation universe is the cellular telephone. In their most basic mode, cell phones can be used to control the same systems accessible by conventional telephones through the dial-up POTS network. A more advanced method involves the use of the cell phone network's short message service ("SMS") in which text messages are sent to and received from a controlled system. SMS messages travel on the same cellular network (on the same physical layer) as standard voice calls but on a different logical channel.

#### Summary of the Invention

The present invention uses an on-demand digital, private, and direct communications interface to overcome the shortcomings and limitations of current communications interfacing. A digital, private, and direct-connect remote controller provides instant wireless connectivity to the home from anywhere in the world without dialing a number or waiting for a number of tones to send a command or to know the status of conditions in the home; provides silent and constant direct two-way communication privately and globally, with the home for control and monitoring of key functions; eliminates

limitations, immobility, and inopportunities to connect, monitor and control the home, globally; can be configured to interface with many existing and future home automation systems and technologies; provides instant ubiquitous control for the end-user; and, if so desired, eliminates the need for the PC, modems and interconnected wiring.

The digital private direct connect controller allows the end-user to finally realize true global connectivity to and control of the home.

#### Brief Description of the Drawings

The above features and advantages of the present invention will become apparent upon reading the following description taken in conjunction with the accompanying drawings in which:

Figure 1 is a block diagram illustrating a connectivity and control system according to an embodiment of the present invention;

Figure 2 is a block diagram of the remote control unit of the system of Figure 1;

Figure 3 is a block diagram of the essential components of the remote control unit of the system of Figure 1; and

Figure 4 is a block diagram of the base control unit of the system of Figure 1.

Similar reference characters denote corresponding features consistently throughout the attached drawings.

#### Detailed Description of the Preferred Embodiments

Referring to the drawings, Figure 1 illustrates a ubiquitous connectivity and control system 10 wherein a master remote control unit 12 at a geographically remote location 14 on demand interfaces with a base control unit 16 in a structure 18 to monitor and control associated devices 21 thereat through a short message and/or the data bearer cellular telephone network 22 including control towers 24. The system 10 further includes associated control units 26 that are enabled by the base control unit 16 to undertake select monitoring and controlling activities in a proximate area 28. Associated control units 26 and the master control unit 12 utilize the global position network 27 and/or the cellular telephone network 22 and towers 24 in order to determine their geographical

locations 14, 20 and report this information back to the base control unit 16 using the short message and /or data bearer services of the cellular telephone network 22 and control towers 24.

Referring to Figure 2, the master remote control unit 12 and associated remote control units 26 are Java/J2ME enable cellular telephones 30 having a keypad 32 with a plurality of keys 34 including a select button 36, and an LCD display 38 for displaying textual information 40 and graphical icons 42 responsive to commands received from the base control unit 16 or from other control units configured through base control unit 16 to work with system 10.

Referring to Figure 3, the cellular telephone 30 suitable as a remote control unit 12 or 26 includes a microcontroller 45 electrically interconnected with random access memory 44, read only memory 46, the keypad 32, and the LCD display 38. Power is supplied to the operational components by power control circuits 48 connected to rechargeable batteries 50. Wire 52 electrically interconnects charger 54 to system connector 49. Power from the system connector 49 is controlled through the system bus circuits 47 and microcontroller 45 to charge battery pack 50. The remote

control unit 12 communicates with external devices through the cellular RF interface circuits 56 connected to an antenna 58, a Bluetooth module 60, a universal serial bus (USB) module 62 or through system connector 49 and system bus circuits 47. Cellular voice and data communications are transmitted to and received from the cellular telephone network 22 by the wireless cellular rf circuits 56 in a conventional manner. The Bluetooth data is received and transmitted by the Bluetooth module 60. Global satellite positioning information is received by either an external GPS module 64 or by an integrated GPS receiver incorporated into the cellular RF circuits 56. Data from the external GPS receiver 64 is communicated over serial interface cable 67 connected to system connector 49 and is then transferred to microcontroller 45 through the system bus circuits 47. Audio communications are received on the microphone 66 and are transmitted on the audio speaker 68 through audio interface circuits 69.

The custom JAVA/J2ME application software is transferred into the ROM 46 for access by the microcontroller 45. The application software can be downloaded into the ROM 46 by transmission from the cellular network 22 to the antenna 58 to the microcontroller 45,

which stores the software therein. The application may also be downloaded by an external program device, such as a personal computer (not shown) by Bluetooth module 60, USB interface 62, or from the system connector 49. The RAM 44 provides service or scratchpad memory for computational use by microcontroller 45.

Referring to Figure 4, the base control unit 16 consists a wireless module 70 communicating with a microcontroller 106 for operating a number of separate subsystems. The microcontroller communicates with each of the subsystem components using either a serial or parallel communications bus depending upon the capabilities of the particular subsystem component.

The subsystems contained within the base control unit 16 consist of either off-the-shelf integrated circuits combined with discreet components or complete modules provided by other original equipment manufacturers (OEMs). As there are many different providers of components and modules, only one particular method of systems design and integration is described herein. Those skilled in the art will recognize that there are many ways to put together components and modules to achieve a design with similar features.



The base control unit 16 includes a plurality of communication interfaces 72, 74, 76, 78, 80, 82, 84 86 and 88 for providing the means for remote control and remote monitoring of the various subsystems within the residential environment. Remote monitoring and control can be achieved through either the wireless module 70 or the Ethernet interface 82. A multi-purpose expansion bus 89 is a proprietary bus providing a custom communications interface for accessories developed exclusively for use with the base control unit.

The base control unit 16 consists of an antenna 90 which is attached to the wireless interface module 70. The antenna connection may be made either directly through a connector incorporated as part of the antenna or through a coaxial cable so that the antenna 90 may be mounted at a location remote from the base control unit.

The wireless interface module 70 provides both voice and data communications capabilities to the base control unit 16 through audio interface 94, power interface 96 and I/O interface 98. A microphone 100 and a speaker 102 provide for voice communications to the user through the audio interface 94 of the wireless interface module 70. The power interface 96 provides

power to the module 70 via power supply 104 and also allows a system microcontroller 106 to control the on/off state of the module. The power supply 104 is connected to the structure power supply through connector 108. The I/O interface 98 provides for a data pathway for digital communications over bus 110 as well as providing the means for the system microcontroller 106 to control the various communications aspects of the wireless module 70. Data communicated over bus 110 is RS232 ASCII or text “AT” commands commonly used in telephone modem instruction sets.

The user interacts with the base station through keypad 120 and LCD display 112 to the system microcontroller 106. Applications software embedded into the on-board ROM of the microcontroller 106 provides the functionality for interpreting the keypad 120 input and for displaying appropriate messages on the LCD display 112. Alternatively, the LCD display 112 may be of the well known touch pad design in which the keypad 120 functions are performed by pressing against predetermined screen areas that correspond to key designations. Further, the LCD Display 112 and keypad 120 may be eliminated completely with the base control unit 16 including web services that enable communication through one

of the communications interfaces, such as the Ethernet 82 interface or the USB interface 80, to a connected personal computer equipped with a web browser or other communications software. The base control unit 16 is TCP/IP enabled, permitting its direct connection to a local area network or directly to the Internet. With this configuration, programming and customization of the applications software in the base control unit can be performed from anywhere in the world with an Internet connection.

The interfaces of the base control unit 16 provide for the control and the monitoring of a variety of subsystems within the residential environment as well as providing a means of expanding the functionality of the base station through the use of industry standard interface technologies including universal serial bus (USB) 80; the Ethernet (10/100/1000 Base-T) bus 82 and the RS-232 serial bus 78.

The interface 76, environmental sensor network, is implemented as a 1-Wire® network allowing for a number of various types of temperature, humidity, light-level and other sensors to be monitored by the base control unit 16. The 1-Wire® network is expandable to a wide array of devices including general purpose

digital and analog I/O devices which would allow for the control of actuators and relays that may be useful for control of air dampers, water control valves, electronic windows, vents and other such devices utilized within a typical residential environment.

The interface 74, the air handling control systems interface, provides the means by which the base station serves to control the heating, air conditioning and other air handling equipment within the residence. This interface is designed to replace the standard thermostat that is typically used within residential heating and cooling systems. The interface 74 may provide multi-zone thermostat functions control as well as an interface to electronic air dampers. The thermostat portion of the base control unit is capable of controlling an unlimited number of zones.

The serial data bus interface 78 allows for data communications with the wide range of devices on the market that support this type of communications interface. Examples of such data communications include desk top computers, modems, and fax machines.

The USB interface 80 allows the base control unit 16 to communicate with other devices that support this type of interface.

This bus can be used to expand the capabilities of the base station and add support for: persistent data storage; peripheral expansion devices (digital cameras etc); and other wireless interfaces (Bluetooth, 802.11).

The Digital Analog and I/O interfaces 84 and 86 respectively allow the base control unit to connect to a wide array of devices that interface to the real world. This allows the base control unit to serve as a bridge between simple devices and the networks to which the base station is connected. Examples of such would include: alarm systems; electronic locks; gate controls; pressure transducers; contact closures; and relays.

The multi-purpose expansion bus 89 is a proprietary bus that allows for the addition of custom accessories developed exclusively for use with the base station.

The power line interface 72 allows the base control unit to communicate over the power line to devices that support a power line communications interface. Examples of these type of interfaces are X10 and HomePlug.

The remote control units 12, 26 take advantage of either GPS Assisted ("GPSA") technology, an external GPS unit 64 or location

based information provided by the cellular network 22. GPSA technology uses cellular-based location information provided by cellular infrastructure pursuant to the E911 protocol or mandate. With GPSA, cellular telephone towers locations have their own GPS receivers installed such that their coordinates are already known and can be readily communicated to the remote control units such that the normal three to five minute delay inherent in GPS position determination is avoided. For remote control units without GPSA technology, an external GPS can be used to communicate geographic location to the software within the remote control unit. The cellular carrier can further provide location based information to the cellular handset by using the cellular towers to determine its geographic location.

Each remote control unit 12, 26 communicates with the base control unit 16 to affect the operational aspects thereof and peripheral equipment operatively attached thereto. For example, a remote control unit can command the base control unit 16 to enter an energy conservation mode. The user moves the cursor of the LCD screen 38 until the desired operational icon 42 is highlighted. The function associated with the icon 42 by the applications software is

triggered by pressing the select button 36. The applications software communicates the command to the base control unit 16 through the cellular telephone network 22. The command string so transmitted is received and processed by the base control unit 16. Upon entering this mode the base control unit 16 adjusts air handling systems, open or close dampers, open or close window coverings, and adjusts operation of a hot water heater to conserve power consumption of the home. In the preferred embodiment, the remote control units are conventional cellular telephone handsets that are equipped with a programming kernel, such as Java or J2ME that enables the telephone to be customized to perform functions that are not typical of standard cellular telephone operation. For example, to use a cellular telephone that has a home automation terminal in its conventional mode, the user would have to enter a telephone number, dial into a home automation controller, and press the telephone keys to send DTMF audio signals to the controller. After the session is completed, the user has to manually disconnect from the cellular network. The data path between the remote control unit and the base control unit is SMS ("simple message service".) However, the implemented port addressing

scheme allows short messages to the remote control unit to bypass standard cellular telephone functions and to operate the features of the unit independently. The desired port to be addressed on the receiving unit is configured in the user data header of the SMS message that is transmitted to the receiving unit as is well known in the art. Further, the various remote control units can send SMS information to and from one another, exclusive of the base control unit in order to change the status information for a particular user. For example, if one remote control unit desires to be inactive, a command is sent to the other remote control unit to change the personal status thereof as displayed on the other units. Similarly, the remote control units can send SMS messages to the applications running in the other remote control units to affect operation parameters of those receiving remote control units.

By way of illustration, if the base control unit notifies the remote control unit of an activation of an alarm system associated with the base control unit, the remote control unit receives textual messages and graphical indicators to alert the user. The user acknowledges receipt of the alert by pressing a button or entering a code. The communication does not involve the voice mode for



communicating between the two units. Use of a conventional programmable cellular telephone readily meets the regulatory requirement that a device that participates in the cellular network be FCC or CTIA approved.

SMS port addressing allows Mobile Terminated SMS messages to be processed within the cellular telephone's application software without user intervention. Such uses include Voice Mail notifications, Wireless Access Protocol WAP, E-mail, and Phone Provisioning. The Internet Assigned Numbers Authority (<http://www.iana.com>) is responsible for defining the use of the various ports and specific ranges of numbers have been assigned for use by application software.

When the Java software application is operationally accessed by microcontroller 45 and started within the remote control unit 12, it attaches itself to a specific port for the reception of SMS messages. All Mobile Terminated (MT) SMS messages that contain a User Data Header (UDH) that indicate a port address, such as 50120, will be forwarded to the application software for processing.

The following AT command sequence is illustrative of the commands the base station unit 16 sends to the wireless module 70

over serial communications interface 110 to send a message to the remote control unit 12 to notify it that the temperature in zone 0 is currently 72 degrees:

ATE=0 \r      Turn off echoing of characters sent to the module

AT+CMGF=0 \r Set Module in PDU Message format

AT+CMGS=44 \r      Total length of PDU is 44 octets

0041000AC10294268088000023060504C3C800003C7AB90D  
07E9DFEE724F041381EC6176BDDC13DD64A2970F <ctrl-Z>

The base control unit 16 is configured to interact with and respond to multiple remote control units 12. If multiple remote control units 12, or associate units 26 are deployed, one of the remote control units could be considered a master and all others could be considered slaves. Specific operational characteristics of the base control unit 16 may be configured as to only respond to commands from the master remote control unit. Alternatively, the remote control units may be segregated into classes such that the base control unit responds to commands and communicates

selected information to a class containing one or more remote control units. An example would be a first class consisting of remote control units operated by parents and a second class consisting of remote control units operated by children. Information pertaining to the activities of the children may be selectively reported by the base control unit to the parents. By way of illustration, when a child operating a remote control unit in the second class disarms the alarm system prior to entering the residence controlled by the base control unit, parents in the parent class are notified accordingly that the child has arrived at home. The class assignments and configurations are easily customized to provide the notifications desired by the authoritative system operators, in this case, the parents.

The GPS receiver module 64 including antenna 65 is optionally incorporated into the remote control unit 12 for allowing the remote control unit to communicate position information to the base control unit 16. The GPS may also be incorporated into wireless module 56, as in newer CDMA 2000 compatible cellular modules. This feature allows the base control unit to change its operational characteristics based upon the location of the remote control unit(s).

For example, the base control unit may adjust the water temperature and thermostats when one of the remote control units comes within a specific distance from the house. The geographic information that is acquired by the GPS subsystem in the remote control unit (whether it is a separate GPS unit or part of the module) can be compared to settings stored in either the remote control unit itself or the base control unit to provide capabilities such as Geo-Fencing, Asset Tracking, and Bio-Location (knowing where a living entity is located).

In the preferred embodiment, the position data are derived from NEMA data received from the GPS component. NEMA data includes latitude, longitude, time, velocity, and heading information. Each information packet is streamed once per second. Data are captured by the remote control unit, they are processed by its application software, and the results are transmitted by port-addressed SMS to the base control unit for proximity detection. Specific remote control units can be configured in such a way that they send a status message to the base control unit if they exceed a programmed set of boundary conditions. If desired, the base control

unit can on its own initiative query the remote control unit to learn its geographic location.

Geographic location information is programmed into the base control unit through keypad 120. Additionally, the geographic location of the base control unit may be entered into a GPS-enabled remote control unit through the application software user interface. A user-determined distance is then programmed into the remote control unit. When the remote control unit travels a distance that exceeds the programmed distance from the base control unit, the remote control unit reports this information to the base control unit. The base control unit will then send this information to the appropriate user or to a predetermined class of users. This is an example of geo-fencing and would be typically used to notify parents that one of their children has traveled beyond a set distance from the home.

The base control unit communicates status information to the remote control unit either on a periodic or event-driven basis. It can initiate communications based on its aggregated inputs, or it can respond to individual requests and commands received from the remote control unit.

Examples of events that could cause the base control unit to initiate a communications session with the remote control unit include fire or burglar alarm activation, HVAC or freezer temperature thresholds exceeded, equipment failures, an air filter change necessary, a change in the home state vector, (occupied, unoccupied) or a geographical boundary condition exceeded by one of the other remote control units.

In addition to communicating status information to the remote control unit, the base control unit will, as programmed, initiate corrective action for the indicated event. For example, upon communicating an alarm activation message to a remote control unit, the base control unit, upon detecting the presence of an authorized user arriving at the local location, could disable the alarm system. Upon the detection of a member of an authorized class member, the base control unit can start the operation of the whirlpool bath in anticipation of the user's arrival, turn on specified interior and exterior lighting, or increase or decrease the thermostatic set point for the heater or air conditioner.

Yet additional geographical dependent operation or control may be provided by the inherent aspects of Bluetooth wireless

technology presently available from a wide variety of professional and consumer electronic equipment manufacturers and vendors. Bluetooth radio-frequency protocol enabled devices allow totally wireless operation of devices such as computers, computer keyboards, printers, pointing devices, digital audio players, headphones, computer games, personal digital assistants, remote controls, and the like. Each Bluetooth device is characterized by one of three power classes: Class 1 is designed for long range (approximately 100m) devices, with a maximum output power of 20 dBm; Class 2 is for ordinary range devices (approximately 10m) devices, with a maximum output power of 4 dBm; and Class 3 is for short range devices (approximately 10cm) devices, with a maximum output power of 0 dBm. Class 2 devices are used in the preferred embodiment as they provide a beneficially sized geographic range or fence around the local location to allow the system to provide presence detection functionality.

Each chipset in a Bluetooth enabled device has a unique serial or identification number. To enable the base control unit to recognize and respond to the presence of a Bluetooth enabled device, the device must be physically held within operable range of

the control unit. The user instructs the control unit to request authorization from the Bluetooth device. An authorization code is manually entered into the base control unit and then into Bluetooth device. If the unique identification or serial number entered into each unit matches, it is stored and associated with the particular user or class of users, and the base control unit and the Bluetooth enable device are authenticated and are in communication with each other. At a periodic interval, the base control unit directs the Bluetooth master unit (located in the base control unit) to do a device discovery and report back the unique identification numbers it finds. If an identification number is not discovered, the user is assumed not within close proximity of the base control unit, which then reports the results to the designated class of users. If desired or necessary based on environmental circumstances, the Bluetooth receiver can be remotely located from the base control unit for controlled reception or to compensate for radio frequency coverage problems. The Bluetooth enabled device could be a cellular telephone, a watch, an MP3 player, a pendant, or any other Bluetooth equipped device compatible with current Bluetooth standards.



In the preferred embodiment, the Bluetooth enabled remote control unit may be programmed using Java J2ME to send a message to other remote control units when they detect a specific base station control units. This feature allows multiple base station control units in a large environment and the case that the remote control unit handles the notification.

While the preferred embodiment employs popular Bluetooth technology, it should be appreciated and understood that other presently available technologies, such as 802.11(x), or future technologies can be used in the same manner as Bluetooth. The base control and remote control units each contain application software that is readily modifiable to adapt to a new or different technology or protocol.

Application software within the systems microcontroller 106 provides for autonomous control that is either preprogrammed at the time of manufacture or customized by the end user of the base station for their specific needs. Examples of autonomous control include: shut down of the air handling system if a fire is detected, thereby the spread of smoke and the possibility of “fanning” the fire; adjusting of indoor temperature and humidity settings depending

upon conditions and information such as outdoor environmental conditions such as temperature, humidity, sun load and wind, short-term weather forecasts, family schedule and activities, structure occupancy, context, location of users; shutdown of sensitive electronic components and subsystems in cases of severe weather, or failures in other subsystems; closing and opening of windows and/or window coverings to conserve energy; control of sprinkler systems based upon current weather conditions and weather forecasts. The application software includes a macro language interpreter to enable efficient end-user customization and future expansion to the system. A macro is a miniature computer program activated by a symbol, name, or key that represents a list of commands, actions, or keystrokes. A macro allows a local or remote user to enter a single character or word to perform a series of predetermined actions.

Base control unit 16 further comprises the Ethernet interface 82 to respond to external web services generally accessible through an Internet connection. For example, at present, weather services on the Internet can be queried using the SOAP protocol. The services respond with timely weather information, typically encoded in XML.

The base control unit 16 understands and interprets that received information and responds according to instructions, including macros, programmed into its application software. Such capability allows the base control unit to take actions, like causing the sprinkler system to bypass its scheduled watering cycle should rain be forecast. Other information services allow other responses. A school system's notification that schools are being released early due to inclement weather conditions could cause the base control unit to notify the class containing the parental remote control users of the decision to afford the parent the opportunity to make transportation and custodial decisions with regard to their children in the schools. The application software is RSS-aware and is capable of receiving and responding accordingly to RSS feeds. RSS ("really simple syndication") is an efficient and popular web content syndication serial data format. Any information that can be broken down into discrete data items can be syndicated via RSS. Once information about each item is in RSS format, in the present invention, the base control unit examines the feed for changes and reacts to the changes in an appropriate way. The Ethernet bridge

function is easily updated and expanded by an upload of revised application software to the base control unit.

Messages from the remote control unit 12 to the base control unit 16 do not need to rely on port addressing for processing. The base control unit 16 uses a cellular telephone module that does not contain a user interface. The processing of SMS messages is handled by the base control unit applications software.

The base control unit 16 commands the cellular module to send newly received SMS messages directly to the base control unit 16 over the serial port using unsolicited result codes. Upon receipt of a new message the cellular module sends the following:

+CMT: <length><CR><LF><pdu>

Where <length> is the length of the <pdu> element

<CR> is carriage return and <LF> is line feed.

<pdu> is the Short Message data in either PDU or text format.

The base control unit 16 processes the data according the content of the message data.

Although port addressing is not currently used when messages are sent from the remote control unit 12 to the base control unit 16 software (it still is used within the base control unit 16 cellular

module for provisioning and control from the carriers), the system can utilize the port addressing to direct messages to specific subsystems that are tied to the base control unit 16.

The present invention thus provides an on-demand bidirectional communications interface for monitoring, controlling, and securing various environment functions and characteristics attendant the interior and exterior of a building. The system may thus monitor and control temperature, and a myriad of other environmental functions of the building include, by way of example and not limitation, temperature, power status for the building and discrete applications therein, humidity/moisture, smoke/toxic gases, structural breaches, security status, visual conditions and a host of other natural and non-natural phenomena.

The base control unit is preferably mounted at an appropriate location on a wall within the building to provide a local access for regulation. The base control unit is locally operatively interfaced with a plurality of sensors and devices systematically distributed throughout the building and communicating according to varying protocols such as infrared, radio frequency, X-10, and hard wiring.

The sensors provide continuous measurement and status of target environmental characteristics. Examples of sensor applications include utilities status, moisture and humidity detection, door and window condition, and the like. Associated controlled devices providing operational functions refrigeration, water heating, security cameras, illumination devices, and the like.

The air handling unit receives signals from the associated sensors and communicates them to the base control unit 16 that, based on the processed measured characteristics thereof, activates or deactivates one or more of the devices of the unit in response to the measurement. For example, if the temperature sensor exceeds a preset value, the HVAC unit is activated, and when the measured characteristic is within a preset value range, the unit is deactivated. In addition, when a measured characteristic exceeds a predetermined value range, an alarm signal may be transmitted to a remote control unit 14 to provide an audible, tactile, and/or visual indication. Thus, if utility sensor S2 indicates a loss of electrical, water, or communications service, a signal is sent to the remote control unit 14 and the operator thereof has the ability to take corrective action in response thereto. Also, the operator may invoke

the a command from the remote control unit 14 to the base control unit 16 to activate a select device such as the HVAC unit, a water heater, a refrigeration appliance or other discrete device remotely in order to prepare the building for occupancy by the operator or designee.

The sensors for the system are distributed throughout the building to detect the environmental characteristics of the building. These characteristics include, but are not limited to, temperature, humidity/moisture, smoke/toxic gases, structural breaches, and a host of other natural and non-natural phenomena.

In a conventional thermostat, a temperature sensor and switch automatically control a heating or cooling appliance when the sensed temperature is beyond a preset value. The thermostatic interface of the invention would include a temperature sensor that constantly monitors the environmental temperature and control of a heating and/or cooling appliance to maintain the building at a substantially constant temperature.

The thermostatic interface also receives other environmental characteristics of the building and responds in a like manner. For example, a sensor would monitor the humidity (or moisture content

of the air) of the building. If the temperature monitored by temperature sensor is within the preset range value, a conventional thermostat would not adjust the heating and/or cooling appliance to regulate the moisture content, thus presenting favorable environment for the growth on molds and mildew. The thermostatic interface receives the humidity value measured by the humidity sensor, determines that the value exceeds a predefined limit, and generates an alarm signal that is transmitted as an alarm signal via the communication link to the remote control unit. The operator receives the information and transmits a control signal from the remote access unit to the base control unit via the communication link and activates the appropriate appliance in response thereto, thus reducing the humidity value to acceptable levels and preventing the progression of mold and mildew growth.

The sensors are distributed according to a predetermined plan that effectively makes the “most likely place” for a change in environmental characteristics to be sensed. For example, several smoke/toxic gas sensors would be distributed about the ceilings and floors so as to identify the presence of smoke (i.e. fire) or carbon monoxide (i.e. toxic gas), and relaying the measured



characteristic to the thermostat. Other types of sensors would be optimally placed in order to monitor the egression of water into the building, lighting striking the building, suspension or cessation of a provided utility (i.e., electric power, water and sewer provisions, natural gas), collapse of the building or a portion thereof due to weather (i.e., tornado, hurricane, blizzard), or breach of the building security (i.e., break-ins). The sensors may be hard wired through the structure of the building. Also, the sensors may have a wireless communication. The optimal presentation would be a dual connection, such a hard-wired and wireless communication, e.g., a transmitter/receiver. This provides maximum effective monitoring of the building because the hard wiring would alleviate the need for constant battery monitoring, likewise, the wireless communication provides monitoring should the absence of electrical power be a factor. For example, the combined hard wired and wireless connection of the sensors to the unit allows the monitoring of the building and generates the alarm when the power is lost due to an area wide electrical outage. The unit transmits that information (i.e., the loss of electrical power) to the remote control unit and the operator is aware that the electrical power is absent. If the loss of

electrical power were due to a nefarious figure seeking to breach the building, i.e., breaking a window to gain access, a security sensor would still be able to provide the base control unit with an indication that the building has a security breach. The base control unit, operating under an alternate electrical power supply such as a backup battery, would generate a subsequent alarm signal and transmit the subsequent alarm signal for routing through the direct connect wireless for immediate transmission to the remote control unit, thereby alerting the operator that in addition to the loss of electrical power, the security of the building has been breached. The operator can thereby contact the law enforcement facility of the local jurisdiction and have an immediate response. If the remote control units are organized in classes, such as “managers”, the information would be almost simultaneously provided to each member of the class who would have a need to receive and react to it.

In addition to main residence use, the system is typically suited for a vacation/second dwelling, a business concern, or any building structure that is not constantly occupied. For example, if the thermostat control system is installed in a vacation home in one

locality, the operator may effectively be in any other portion of the globe so long as an effective communication link is provided with the remote control unit 14.

Multiple base station units could be controlled through a single cellular phone for those instances where a person desires to have systems installed in multiple residences. The application software uses the Source Address field of the message to distinguish between different base control units 16.

It is to be understood that the present invention is not limited to the embodiments described above, but encompasses any and all embodiments within the scope of the following claims.

WHAT IS CLAIMED:

1. A ubiquitous connectivity and communications system for controlling operation of an environmental condition in a structure, comprising:

a device for controlling the environmental condition in the structure;

a base unit in said structure and operatively interfaced with said device to control the operation thereof;

a remote device adapted to send and receive short message service (SMS) messages;

wireless connectivity means providing an on-demand, private and direct communications interface from said remote device and enabling instant wireless connectivity with said base unit;

means for providing an indication of current status of said device to said base unit;

means for transmitting said indication of current status through said connectivity means from the base unit to said remote device as a first SMS message;

display means at said remote device for indicating said current status of said device;

input means at said remote device for prescribing an indication of revised status for said device as a second SMS message, wherein the second SMS message includes information associated with the remote device;

means for transmitting said second SMS message including information associated with the remote device and the indication of revised status through said connectivity means to said base unit, wherein the base unit is adapted to authenticate the second SMS message using the information associated with the remote device;

means operatively associated with said base unit and operatively connected with said device for effecting said revised status for said device.

2. The system as recited in claim 1 wherein said device for controlling the environmental condition includes electronic and electromechanical switching means interfaced with said device for controlling the environmental condition.

3. The system as recited in claim 1 wherein said base unit is a microcontroller-based processing unit having customizable application specific software.
4. The system as recited in claim 1 wherein said remote device is a cellular telephone handset with custom programmability means.
5. The system as recited in claim 4 wherein said custom programmability means is a JAVA programming kernel.
6. The system as recited in claim 4 wherein said custom programmability means is a J2ME programming kernel.
7. The system as recited in claim 1 wherein said connectivity means includes a transmitting and receiving module in said base unit and a transmitting and receiving unit in said remote device operatively communicating with each other over a cellular telephone network.

8. The system as recited in claim 1 wherein said means for providing an indication of current status to said base unit and said means for transmitting said indication of current status is a short message service (SMS) message carried along a cellular telephone network.
9. The system as recited in claim 1 wherein said display means is a liquid crystal display module.
10. The system as recited in claim 9 wherein said liquid crystal module includes selectable graphic icons corresponding to environmental conditions being monitored or controlled.
11. The system as recited in claim 8 including means operative between said remote devices using said SMS for selectively disabling transmission thereto.
12. A ubiquitous connectivity and communications system for controlling operation of an environmental condition associated with a structure, comprising:

a device adapted to control the environmental condition associated with the structure, send an indication of current status, and receive an indication of revised status;

a wireless remote device adapted to:

receive a first short message service (SMS) message via a wireless connection including the indication of the current status of the device;

notify an authorized user of said remote device of receipt of an indication of current status; and

send a second SMS message via the wireless connection including the indication of revised status and information associated with the wireless remote device; and

a wireless base unit associated with the structure adapted to:

receive the indication of current status from the device;

transmit the indication of current status via a wireless connection to the wireless remote device as the first SMS message;

receive the indication of revised status including the information associated with the wireless remote device via the



wireless connection from the wireless remote device as the second SMS message;

authenticate the second SMS message using the information associated with the wireless remote device; and

send the indication of revised status to the device to control operation of the device.

13. The system of claim 12 wherein the wireless connection further comprises a first wireless connection interfacing with the wireless base unit, a second wireless connection interfacing with the wireless remote device, and a non-wireless connection interfacing between the first wireless connection and the second wireless connection.

14. The system of claim 12 wherein the device includes electronic and electromechanical switching means interfaced with the device for controlling the environmental condition.

15. The system of claim 12 wherein the wireless base unit further comprises a microcontroller-based processing unit having customizable application specific software.

16. The system of claim 12 wherein the wireless remote device further comprises a cellular telephone handset.

17. The system of claim 16 wherein the cellular telephone handset includes at least one of a customizable JAVA programming kernel and a customizable J2ME programming kernel.

18. The system of claim 12 wherein the wireless connection further comprises a cellular telephone network.

## ABSTRACT OF THE DISCLOSURE

A thermostat control system for monitoring and controlling environmental characteristics of a building includes a base station unit and a remote access unit continuously interfacing through instant wireless private direct connectivity. The system also includes a plurality of sensors that measure the environmental characteristics and provide the thermostat unit with the measurements.

Under the Paperwork Reduction Act of 1995, no persons are required to respond to a collection of information unless it contains a valid OMB control number.

**DECLARATION FOR UTILITY OR  
DESIGN  
PATENT APPLICATION  
(37 CFR 1.63)**Declaration  
Submitted  
With Initial  
Filing

OR

Declaration  
Submitted after Initial  
Filing (surcharge  
(37 CFR 1.16 (e))  
required)Attorney Docket  
Number

7080-04-04

First Named Inventor

SHAMOON, Charles G.

COMPLETE IF KNOWN

Application Number

Filing Date

Art Unit

Examiner Name

**I hereby declare that:**

Each inventor's residence, mailing address, and citizenship are as stated below next to their name.

I believe the inventor(s) named below to be the original and first inventor(s) of the subject matter which is claimed and for which a patent is sought on the invention entitled:

UBIQUITOUS CONNECTIVITY AND CONTROL SYSTEM FOR REMOTE LOCATIONS

(Title of the Invention)

the specification of which



is attached hereto

OR



was filed on (MM/DD/YYYY)

as United States Application Number or PCT International

Application Number

and was amended on (MM/DD/YYYY)

(if applicable).

I hereby state that I have reviewed and understand the contents of the above identified specification, including the claims, as amended by any amendment specifically referred to above.

I acknowledge the duty to disclose information which is material to patentability as defined in 37 CFR 1.56, including for continuation-in-part applications, material information which became available between the filing date of the prior application and the national or PCT international filing date of the continuation-in-part application.

I hereby claim foreign priority benefits under 35 U.S.C. 119(a)-(d) or (f), or 365(b) of any foreign application(s) for patent, inventor's or plant breeder's rights certificate(s), or 365(a) of any PCT international application which designated at least one country other than the United States of America, listed below and have also identified below, by checking the box, any foreign application for patent, inventor's or plant breeder's rights certificate(s), or any PCT international application having a filing date before that of the application on which priority is claimed.

Prior Foreign Application Number(s)	Country	Foreign Filing Date (MM/DD/YYYY)	Priority Not Claimed	Certified Copy Attached?	
				YES	NO
	US		<input type="checkbox"/>	<input type="checkbox"/>	<input type="checkbox"/>
			<input type="checkbox"/>	<input type="checkbox"/>	<input type="checkbox"/>
			<input type="checkbox"/>	<input type="checkbox"/>	<input type="checkbox"/>
			<input type="checkbox"/>	<input type="checkbox"/>	<input type="checkbox"/>



Additional foreign application numbers are listed on a supplemental priority data sheet PTO/SB/02B attached hereto.

[Page 1 of 2]

This collection of information is required by 35 U.S.C. 115 and 37 CFR 1.63. The information is required to obtain or retain a benefit by the public which is to file (and by the USPTO to process) an application. Confidentiality is governed by 35 U.S.C. 122 and 37 CFR 1.11 and 1.14. This collection is estimated to take 21 minutes to complete, including gathering, preparing, and submitting the completed application form to the USPTO. Time will vary depending upon the individual case. Any comments on the amount of time you require to complete this form and/or suggestions for reducing this burden, should be sent to the Chief Information Officer, U.S. Patent and Trademark Office, U.S. Department of Commerce, P.O. Box 1450, Alexandria, VA 22313-1450. DO NOT SEND FEES OR COMPLETED FORMS TO THIS ADDRESS. **SEND TO: Commissioner for Patents, P.O. Box 1450, Alexandria, VA 22313-1450.**

If you need assistance completing the form, call 1-800-PTO-9199 and select option 2.

Under the Paperwork Reduction Act of 1995, no persons are required to respond to a collection of information unless it contains a valid OMB control number.

**DECLARATION — Utility or Design Patent Application**Direct all  
correspondence to:The address  
associated with  
Customer Number:

23983

OR ☐Correspondence  
address below

Name

Address

City

State

ZIP

Country

Telephone

Email

I hereby declare that all statements made herein of my own knowledge are true and that all statements made on information and belief are believed to be true; and further that these statements were made with the knowledge that willful false statements and the like so made are punishable by fine or imprisonment, or both, under 18 U.S.C. 1001 and that such willful false statements may jeopardize the validity of the application or any patent issued thereon.

**NAME OF SOLE OR FIRST INVENTOR:**

A petition has been filed for this unsigned inventor

Given Name (first and middle [if any])

Charles G.

Family Name or Surname

SHAMOON

Inventor's Signature

*Charles G. Shamoon*

Date

5/24/05

Residence: City

Little Elm

State

TX

Country

US

Citizenship

US

Mailing Address

2436 Tisbury Way

City

Little Elm

State

TX

Zip

75068

Country

US

**NAME OF SECOND INVENTOR:**

A petition has been filed for this unsigned inventor

Given Name (first and middle [if any])

Deborah H.

Family Name or Surname

SHAMOON

Inventor's Signature

*Deborah H. Shamoon*

Date

5-24-05

Residence: City

Little Elm

State

TX

Country

US

Citizenship

US

Mailing Address

2436 Tisbury Way

City

Little Elm

State

TX

Zip

75068

Country

US



Additional inventors or a legal representative are being named on the ONE supplemental sheet(s) PTO/SB/02A or 02LR attached hereto.

Under the Paperwork Reduction Act of 1995, no persons are required to respond to a collection of information unless it contains a valid OMB control number.

<b>DECLARATION</b>	<b>ADDITIONAL INVENTOR(S)</b> Supplemental Sheet <div style="text-align: right;">Page <u>1</u> of <u>1</u></div>
--------------------	--

<b>Name of Additional Joint Inventor, if any:</b>		<input type="checkbox"/> A petition has been filed for this unsigned inventor	
Given Name (first and middle (if any))		Family Name or Surname	
Franklin Eugene		NEAL	
Inventor's Signature: <i>Franklin Eugene Neal</i>		Date: <i>5-25-05</i>	
Ashland Residence: City	KY State	US Country	US Citizenship
9220 Oak Hill Drive			
Mailing Address			
Ashland City	KY State	41102 Zip	US Country
<b>Name of Additional Joint Inventor, if any:</b>		<input type="checkbox"/> A petition has been filed for this unsigned inventor	
Given Name (first and middle (if any))		Family Name or Surname	
Michael		FEHNEL	
Inventor's Signature		Date	
Fuquay Varina Residence: City	NC State	US Country	US Citizenship
3021 Bentwillow Drive			
Mailing Address			
Fuquay Varina City	NC State	27526 Zip	US Country
<b>Name of Additional Joint Inventor, if any:</b>		<input type="checkbox"/> A petition has been filed for this unsigned inventor	
Given Name (first and middle (if any))		Family Name or Surname	
Inventor's Signature: <i>Michael D. Fehnel</i>		Date: <i>6-2-2005</i>	
Residence: City <i>FUQUAY-VARINA</i>	State <i>N.C.</i>	Country <i>USA</i>	Citizenship <i>USA</i>
Mailing Address <i>3021 BENTWILLOW DRIVE</i>			
<i>FUQUAY-VARINA</i> City	<i>N.C.</i> State	<i>27526</i> Zip	<i>USA</i> Country

This collection of information is required by 35 U.S.C. 115 and 37 CFR 1.63. The information is required to obtain or retain a benefit by the public which is to file (and by the USPTO to process) an application. Confidentiality is governed by 35 U.S.C. 122 and 37 CFR 1.11 and 1.14. This collection is estimated to take 21 minutes to complete, including gathering, preparing, and submitting the completed application form to the USPTO. Time will vary depending upon the individual case. Any comments on the amount of time you require to complete this form and/or suggestions for reducing this burden, should be sent to the Chief Information Officer, U.S. Patent and Trademark Office, U.S. Department of Commerce, P.O. Box 1450, Alexandria, VA 22313-1450. DO NOT SEND FEES OR COMPLETED FORMS TO THIS ADDRESS. SEND TO: Commissioner for Patents, P.O. Box 1450, Alexandria, VA 22313-1450.

If you need assistance in completing the form, call 1-800-PTO-9199 (1-800-786-9199) and select option 2.

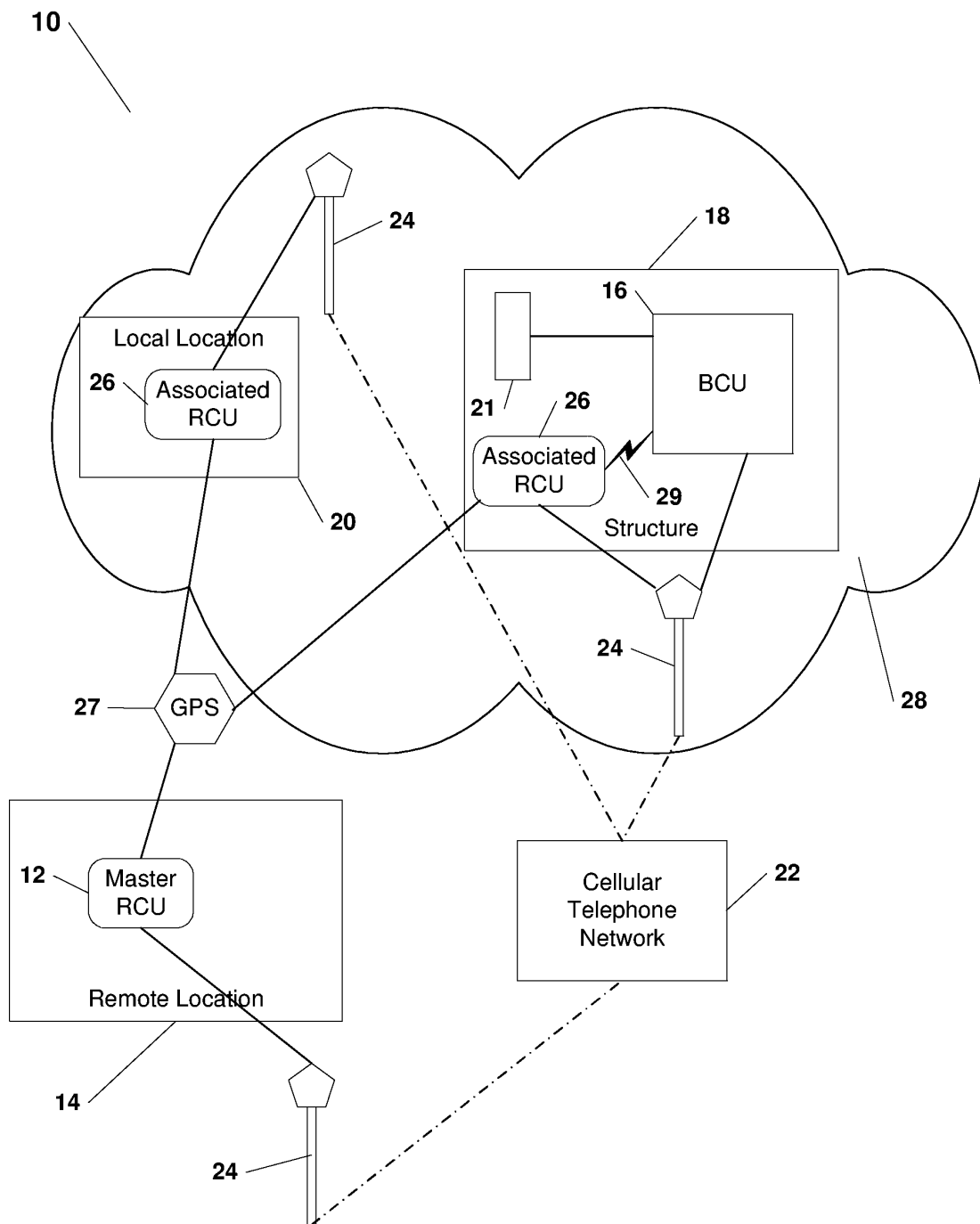


Fig. 1

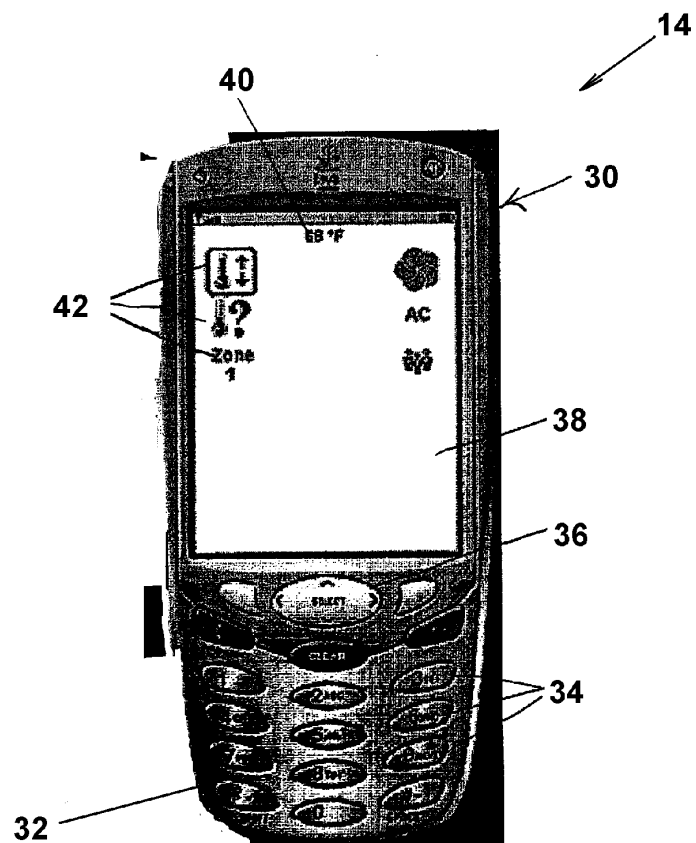
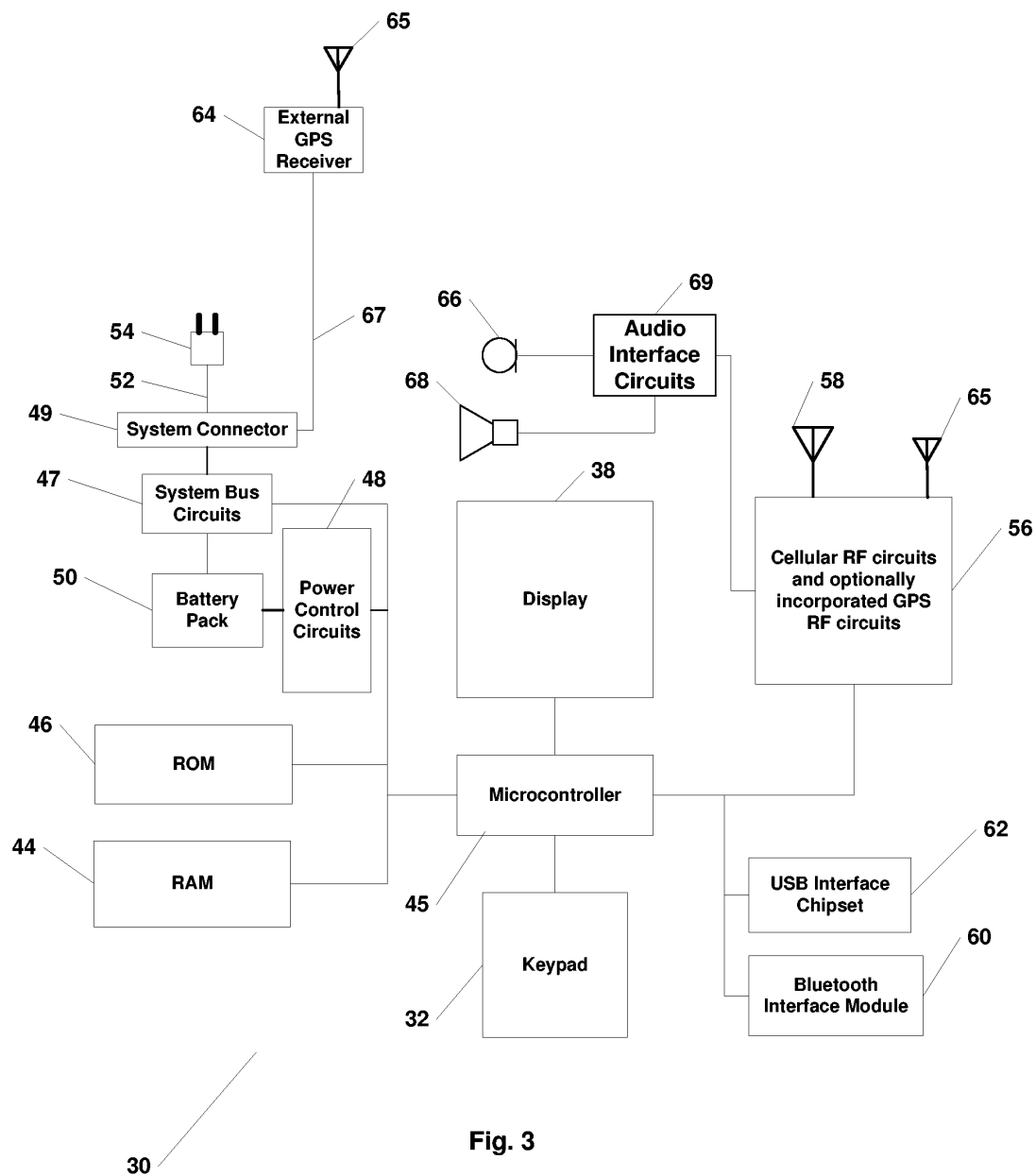


Fig. 2





**Fig. 3**

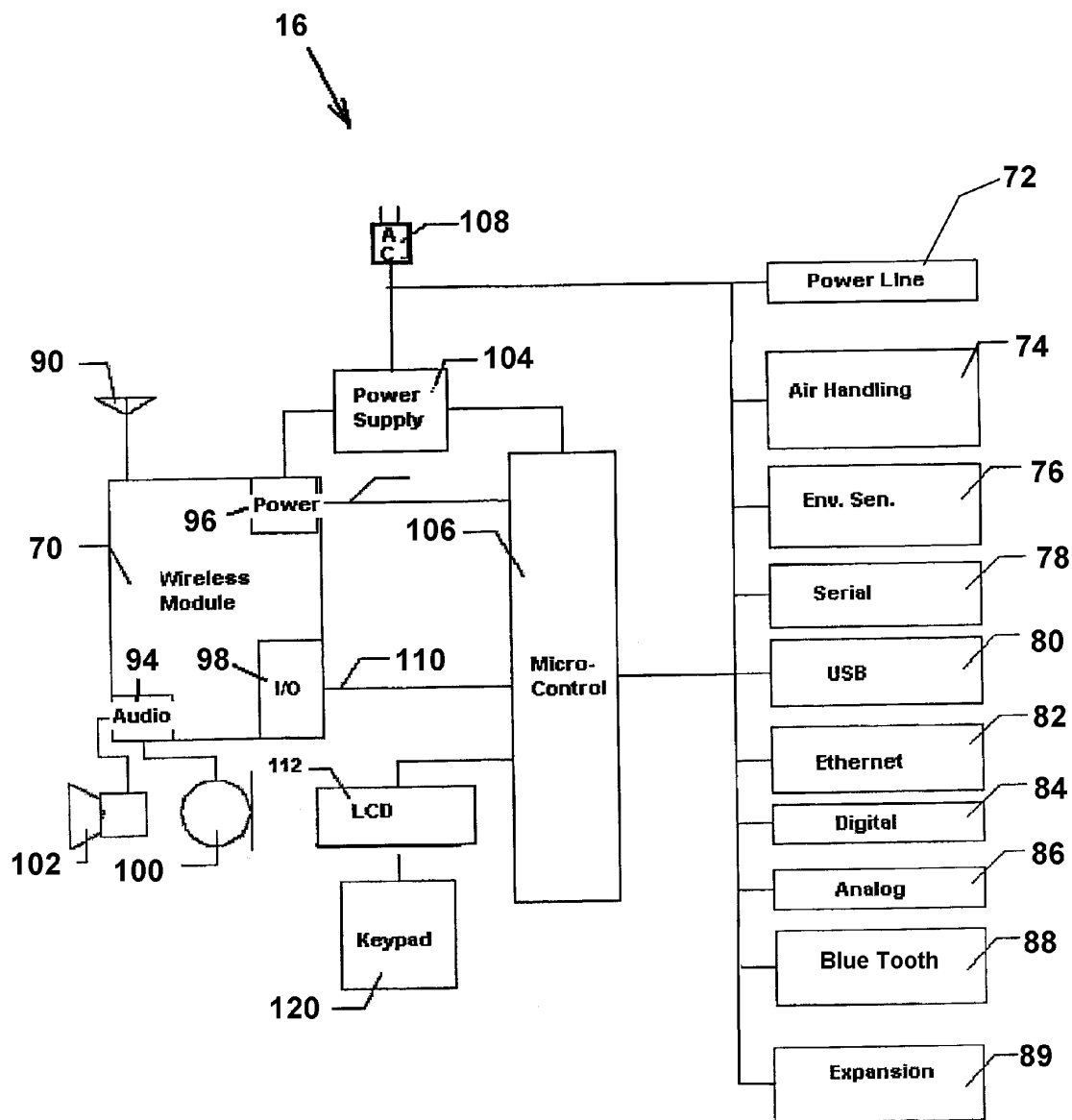


Fig. 4

Under the Paperwork Reduction Act of 1995, no persons are required to respond to a collection of information unless it contains a valid OMB control number.

<b>Application Data Sheet 37 CFR 1.76</b>		Attorney Docket Number	8006-06-07
		Application Number	
Title of Invention	UBIQUITOUS CONNECTIVITY AND CONTROL SYSTEM FOR REMOTE LOCATIONS		
<p>The application data sheet is part of the provisional or nonprovisional application for which it is being submitted. The following form contains the bibliographic data arranged in a format specified by the United States Patent and Trademark Office as outlined in 37 CFR 1.76.</p> <p>This document may be completed electronically and submitted to the Office in electronic format using the Electronic Filing System (EFS) or the document may be printed and included in a paper filed application.</p>			

**Secrecy Order 37 CFR 5.2**

☐ Portions or all of the application associated with this Application Data Sheet may fall under a Secrecy Order pursuant to 37 CFR 5.2 (Paper filers only. Applications that fall under Secrecy Order may not be filed electronically.)

**Applicant Information:**

<b>Applicant 1</b>						<a href="#">Remove</a>	
<b>Applicant Authority</b>		<input checked="" type="radio"/> Inventor		<input type="radio"/> Legal Representative under 35 U.S.C. 117		<input type="radio"/> Party of Interest under 35 U.S.C. 118	
<b>Prefix</b>	<b>Given Name</b>	<b>Middle Name</b>	<b>Family Name</b>	<b>Suffix</b>			
	Charles	G.	SHAMOON				
<b>Residence Information (Select One)</b>		<input checked="" type="radio"/> US Residency <input type="radio"/> Non US Residency <input type="radio"/> Active US Military Service					
<b>City</b>	Little Elm	<b>State/Province</b>	TX	<b>Country of Residence i</b>		US	
<b>Citizenship under 37 CFR 1.41(b) i</b>		US					
<b>Mailing Address of Applicant:</b>							
<b>Address 1</b>		2436 Tisbury Way					
<b>Address 2</b>							
<b>City</b>	Little Elm	<b>State/Province</b>		TX			
<b>Postal Code</b>		75068	<b>Countryi</b>	US			
<b>Applicant 2</b>							
<b>Applicant Authority</b>		<input checked="" type="radio"/> Inventor		<input type="radio"/> Legal Representative under 35 U.S.C. 117		<input type="radio"/> Party of Interest under 35 U.S.C. 118	
<b>Prefix</b>	<b>Given Name</b>	<b>Middle Name</b>	<b>Family Name</b>	<b>Suffix</b>			
	Deborah	H.	SHAMOON				
<b>Residence Information (Select One)</b>		<input checked="" type="radio"/> US Residency <input type="radio"/> Non US Residency <input type="radio"/> Active US Military Service					
<b>City</b>	Little Elm	<b>State/Province</b>	TX	<b>Country of Residence i</b>		US	
<b>Citizenship under 37 CFR 1.41(b) i</b>		US					
<b>Mailing Address of Applicant:</b>							
<b>Address 1</b>		2436 Tisbury Way					
<b>Address 2</b>							
<b>City</b>	Little Elm	<b>State/Province</b>		TX			
<b>Postal Code</b>		75068	<b>Countryi</b>	US			
<b>Applicant 3</b>							
<b>Applicant Authority</b>		<input checked="" type="radio"/> Inventor		<input type="radio"/> Legal Representative under 35 U.S.C. 117		<input type="radio"/> Party of Interest under 35 U.S.C. 118	
<b>Prefix</b>	<b>Given Name</b>	<b>Middle Name</b>	<b>Family Name</b>	<b>Suffix</b>			
	Frankin	Eugene	NEAL				
<b>Residence Information (Select One)</b>		<input checked="" type="radio"/> US Residency <input type="radio"/> Non US Residency <input type="radio"/> Active US Military Service					
<b>City</b>	Ashland	<b>State/Province</b>	KY	<b>Country of Residence i</b>		US	

<b>Application Data Sheet 37 CFR 1.76</b>		Attorney Docket Number	8006-06-07
		Application Number	
Title of Invention	UBIQUITOUS CONNECTIVITY AND CONTROL SYSTEM FOR REMOTE LOCATIONS		

<b>Citizenship under 37 CFR 1.41(b) i</b>		US	
<b>Mailing Address of Applicant:</b>			
<b>Address 1</b>		9220 Oak Hill Drive	
<b>Address 2</b>			
<b>City</b>	Ashland	<b>State/Province</b>	KY
<b>Postal Code</b>	41102	<b>Country<sup>i</sup></b>	US
<b>Applicant 4</b>			<input type="button" value="Remove"/>
<b>Applicant Authority</b> <input checked="" type="radio"/> Inventor		<input type="radio"/> Legal Representative under 35 U.S.C. 117	
		<input type="radio"/> Party of Interest under 35 U.S.C. 118	
<b>Prefix</b>	<b>Given Name</b>	<b>Middle Name</b>	<b>Family Name</b>
	Michael	D.	FEHNEL
<b>Residence Information (Select One)</b> <input checked="" type="radio"/> US Residency <input type="radio"/> Non US Residency <input type="radio"/> Active US Military Service			
<b>City</b>	Fuquay-Varina	<b>State/Province</b>	NC
		<b>Country of Residence<sup>i</sup></b>	US
<b>Citizenship under 37 CFR 1.41(b) i</b>		US	
<b>Mailing Address of Applicant:</b>			
<b>Address 1</b>		3021 Bent Willow Drive	
<b>Address 2</b>			
<b>City</b>	Fuquay-Varina	<b>State/Province</b>	NC
<b>Postal Code</b>	27526	<b>Country<sup>i</sup></b>	US
All Inventors Must Be Listed - Additional Inventor Information blocks may be generated within this form by selecting the <b>Add</b> button.			<input type="button" value="Add"/>

**Correspondence Information:**

Enter either Customer Number or complete the Correspondence Information section below. For further information see 37 CFR 1.33(a).			
<input type="checkbox"/> An Address is being provided for the correspondence Information of this application.			
<b>Customer Number</b>	23983		
<b>Email Address</b>	pto@millspatentlaw.com	<input type="button" value="Add Email"/>	<input type="button" value="Remove Email"/>
<b>Email Address</b>	shansen@millspatentlaw.com	<input type="button" value="Add Email"/>	<input type="button" value="Remove Email"/>

**Application Information:**

<b>Title of the Invention</b>	UBIQUITOUS CONNECTIVITY AND CONTROL SYSTEM FOR REMOTE LOCATIONS		
<b>Attorney Docket Number</b>	8006-06-07	<b>Small Entity Status Claimed</b> <input checked="" type="checkbox"/>	
<b>Application Type</b>	Nonprovisional		
<b>Subject Matter</b>	Utility		
<b>Suggested Class (if any)</b>		<b>Sub Class (if any)</b>	
<b>Suggested Technology Center (if any)</b>			
<b>Total Number of Drawing Sheets (if any)</b>	4	<b>Suggested Figure for Publication (if any)</b>	

<b>Application Data Sheet 37 CFR 1.76</b>		Attorney Docket Number	8006-06-07
		Application Number	
Title of Invention	UBIQUITOUS CONNECTIVITY AND CONTROL SYSTEM FOR REMOTE LOCATIONS		

<b>Publication Information:</b>	
<input type="checkbox"/>	Request Early Publication (Fee required at time of Request 37 CFR 1.219)
<input type="checkbox"/>	Request Not to Publish. I hereby request that the attached application not be published under 35 U.S.C. 122(b) and certify that the invention disclosed in the attached application has not been and will not be the subject of an application filed in another country, or under a multilateral agreement, that requires publication at eighteen months after filing.

### Representative Information:

<p>Representative information should be provided for all practitioners having a power of attorney in the application. Providing this information in the Application Data Sheet does not constitute a power of attorney in the application (see 37 CFR 1.32). Enter either Customer Number or complete the Representative Name section below. If both sections are completed the Customer Number will be used for the Representative Information during processing.</p>			
Please Select One:	<input checked="" type="radio"/> Customer Number	<input type="radio"/> US Patent Practitioner	<input type="radio"/> US Representative (37 CFR 11.9)
Customer Number	23983		

### Domestic Priority Information:

This section allows for the applicant to claim benefit under 35 U.S.C. 119(e), 120, 121, or 365(c). Providing this information in the application data sheet constitutes the specific reference required by 35 U.S.C. 119(e) or 120, and 37 CFR 1.78(a)(2) or CFR 1.78(a)(4), and need not otherwise be made part of the specification.					
Prior Application Status		Pending		<a href="#">Remove</a>	
Application Number		Continuity Type		Prior Application Number	Filing Date (YYYY-MM-DD)
		Division of		11163372	2005-10-17
Prior Application Status		Patented		<a href="#">Remove</a>	
Application Number	Continuity Type	Prior Application Number	Filing Date (YYYY-MM-DD)	Patent Number	Issue Date (YYYY-MM-DD)
11163372	Division of	11160006	2007-01-30	6990335	2006-01-24
Prior Application Status		Expired		<a href="#">Remove</a>	
Application Number		Continuity Type		Prior Application Number	Filing Date (YYYY-MM-DD)
11160006		non provisional of		60522887	2004-11-18
Prior Application Status				<a href="#">Remove</a>	
Application Number		Continuity Type		Prior Application Number	Filing Date (YYYY-MM-DD)
Additional Domestic Priority Data may be generated within this form by selecting the <a href="#">Add</a> button.					

### Foreign Priority Information:

<p>This section allows for the applicant to claim benefit of foreign priority and to identify any prior foreign application for which priority is not claimed. Providing this information in the application data sheet constitutes the claim for priority as required by 35 U.S.C. 119(b) and 37 CFR 1.55(a).</p>
--

<b>Application Data Sheet 37 CFR 1.76</b>		Attorney Docket Number	8006-06-07
		Application Number	
Title of Invention	UBIQUITOUS CONNECTIVITY AND CONTROL SYSTEM FOR REMOTE LOCATIONS		

			<b>Remove</b>
Application Number	Country <sup>i</sup>	Parent Filing Date (YYYY-MM-DD)	Priority Claimed
			<input checked="" type="radio"/> Yes <input type="radio"/> No
Additional Foreign Priority Data may be generated within this form by selecting the <b>Add</b> button.			<b>Add</b>

**Assignee Information:**

Providing this information in the application data sheet does not substitute for compliance with any requirement of part 3 of Title 37 of the CFR to have an assignment recorded in the Office.

<b>Assignee 1</b>					<b>Remove</b>
If the Assignee is an Organization check here. <input type="checkbox"/>					
Prefix	Given Name	Middle Name	Family Name	Suffix	
	Charles	G.	SHAMOON		
<b>Mailing Address Information:</b>					
Address 1	2436 Tisbury Way				
Address 2					
City	Little Elm	State/Province	TX		
Country <sup>i</sup>	US	Postal Code	75068		
Phone Number		Fax Number			
Email Address					

<b>Assignee 2</b>					<b>Remove</b>
If the Assignee is an Organization check here. <input type="checkbox"/>					
Prefix	Given Name	Middle Name	Family Name	Suffix	
	Deborah	H.	SHAMOON		
<b>Mailing Address Information:</b>					
Address 1	2436 Tisbury Way				
Address 2					
City	Little Elm	State/Province	TX		
Country <sup>i</sup>	US	Postal Code	75068		
Phone Number		Fax Number			
Email Address					

Additional Assignee Data may be generated within this form by selecting the **Add** button.

**Add****Signature:**

A signature of the applicant or representative is required in accordance with 37 CFR 1.33 and 10.18. Please see 37 CFR 1.4(d) for the form of the signature.

<b>Signature</b>	/Peter D. SACHJTEN/	<b>Date (YYYY-MM-DD)</b>	2006-03-16
------------------	---------------------	--------------------------	------------

Under the Paperwork Reduction Act of 1995, no persons are required to respond to a collection of information unless it contains a valid OMB control number.

<b>Application Data Sheet 37 CFR 1.76</b>		Attorney Docket Number	8006-06-07		
		Application Number			
Title of Invention	UBIQUITOUS CONNECTIVITY AND CONTROL SYSTEM FOR REMOTE LOCATIONS				
First Name	Peter D.	Last Name	SACHTJEN	Registration Number	24619

This collection of information is required by 37 CFR 1.76. The information is required to obtain or retain a benefit by the public which is to file (and by the USPTO to process) an application. Confidentiality is governed by 35 U.S.C. 122 and 37 CFR 1.14. This collection is estimated to take 23 minutes to complete, including gathering, preparing, and submitting the completed application data sheet form to the USPTO. Time will vary depending upon the individual case. Any comments on the amount of time you require to complete this form and/or suggestions for reducing this burden, should be sent to the Chief Information Officer, U.S. Patent and Trademark Office, U.S. Department of Commerce, P.O. Box 1450, Alexandria, VA 22313-1450. DO NOT SEND FEES OR COMPLETED FORMS TO THIS ADDRESS. **SEND TO: Commissioner for Patents, P.O. Box 1450, Alexandria, VA 22313-1450.**

## Privacy Act Statement

The Privacy Act of 1974 (P.L. 93-579) requires that you be given certain information in connection with your submission of the attached form related to a patent application or patent. Accordingly, pursuant to the requirements of the Act, please be advised that: (1) the general authority for the collection of this information is 35 U.S.C. 2(b)(2); (2) furnishing of the information solicited is voluntary; and (3) the principal purpose for which the information is used by the U.S. Patent and Trademark Office is to process and/or examine your submission related to a patent application or patent. If you do not furnish the requested information, the U.S. Patent and Trademark Office may not be able to process and/or examine your submission, which may result in termination of proceedings or abandonment of the application or expiration of the patent.

The information provided by you in this form will be subject to the following routine uses:

1. The information on this form will be treated confidentially to the extent allowed under the Freedom of Information Act (5 U.S.C. 552) and the Privacy Act (5 U.S.C. 552a). Records from this system of records may be disclosed to the Department of Justice to determine whether the Freedom of Information Act requires disclosure of these records.
2. A record from this system of records may be disclosed, as a routine use, in the course of presenting evidence to a court, magistrate, or administrative tribunal, including disclosures to opposing counsel in the course of settlement negotiations.
3. A record in this system of records may be disclosed, as a routine use, to a Member of Congress submitting a request involving an individual, to whom the record pertains, when the individual has requested assistance from the Member with respect to the subject matter of the record.
4. A record in this system of records may be disclosed, as a routine use, to a contractor of the Agency having need for the information in order to perform a contract. Recipients of information shall be required to comply with the requirements of the Privacy Act of 1974, as amended, pursuant to 5 U.S.C. 552a(m).
5. A record related to an International Application filed under the Patent Cooperation Treaty in this system of records may be disclosed, as a routine use, to the International Bureau of the World Intellectual Property Organization, pursuant to the Patent Cooperation Treaty.
6. A record in this system of records may be disclosed, as a routine use, to another federal agency for purposes of National Security review (35 U.S.C. 181) and for review pursuant to the Atomic Energy Act (42 U.S.C. 218(c)).
7. A record from this system of records may be disclosed, as a routine use, to the Administrator, General Services, or his/her designee, during an inspection of records conducted by GSA as part of that agency's responsibility to recommend improvements in records management practices and programs, under authority of 44 U.S.C. 2904 and 2906. Such disclosure shall be made in accordance with the GSA regulations governing inspection of records for this purpose, and any other relevant (i.e., GSA or Commerce) directive. Such disclosure shall not be used to make determinations about individuals.
8. A record from this system of records may be disclosed, as a routine use, to the public after either publication of the application pursuant to 35 U.S.C. 122(b) or issuance of a patent pursuant to 35 U.S.C. 151. Further, a record may be disclosed, subject to the limitations of 37 CFR 1.14, as a routine use, to the public if the record was filed in an application which became abandoned or in which the proceedings were terminated and which application is referenced by either a published application, an application open to public inspections or an issued patent.
9. A record from this system of records may be disclosed, as a routine use, to a Federal, State, or local law enforcement agency, if the USPTO becomes aware of a violation or potential violation of law or regulation.



# **POWER OF ATTORNEY and CORRESPONDENCE ADDRESS INDICATION FORM**

<b>Application Number</b>	
<b>Filing Date</b>	
<b>First Named Inventor</b>	SHAMOON, Charles G. et al.
<b>Title</b>	UBIQUITOUS CONNECTIVITY AND ...
<b>Art Unit</b>	
<b>Examiner Name</b>	
<b>Attorney Docket Number</b>	8006-08-07

I hereby revoke all previous powers of attorney given in the above-identified application.

I hereby appoint:

☒ Practitioners associated with the Customer Number:

23983

OR

☐ Practitioner(s) named below:

Name	Registration Number

as my/our attorney(s) or agent(s) to prosecute the application identified above, and to transact all business in the United States Patent and Trademark Office connected therewith.

Please recognize or change the correspondence address for the above-identified application to:

☒ The address associated with the above-mentioned Customer Number:

OR

☐ The address associated with Customer Number:

23983

OR

<input type="checkbox"/> Firm or Individual Name			
Address			
City	State	Zip	
Country			
Telephone	Email		

I am the:

☐ Applicant/Inventor.

☒ Assignee of record of the entire interest. See 37 CFR 3.71.  
Statement under 37 CFR 3.73(b) is enclosed. (Form PTO/SB/96)

## **SIGNATURE of Applicant or Assignee of Record**

Signature	Charles G. SHAMOON	Date	2-6-07
Name	Charles G. SHAMOON	Telephone	
Title and Company	Assignee of Record		

NOTE: Signatures of all the inventors or assignees of record of the entire interest or their representative(s) are required. Submit multiple forms if more than one signature is required, see below.

☒ \*Total of two (2) forms are submitted.

This collection of information is required by 37 CFR 1.31, 1.32 and 1.33. The information is required to obtain or retain a benefit by the public which is to file (and by the USPTO to process) an application. Confidentiality is governed by 35 U.S.C. 122 and 37 CFR 1.11 and 1.14. This collection is estimated to take 3 minutes to complete, including gathering, preparing, and submitting the completed application form to the USPTO. Time will vary depending upon the individual case. Any comments on the amount of time you require to complete this form and/or suggestions for reducing this burden, should be sent to the Chief Information Officer, U.S. Patent and Trademark Office, U.S. Department of Commerce, P.O. Box 1450, Alexandria, VA 22313-1450. DO NOT SEND FEES OR COMPLETED FORMS TO THIS ADDRESS. SEND TO: Commissioner for Patents, P.O. Box 1450, Alexandria, VA 22313-1450.

If you need assistance in completing the form, call 1-800-PTO-9199 and select option 2.

**POWER OF ATTORNEY  
and  
CORRESPONDENCE ADDRESS  
INDICATION FORM**

<b>Application Number</b>	
<b>Filing Date</b>	
<b>First Named Inventor</b>	SHAMOON, Charles G. et al.
<b>Title</b>	UBIQUITOUS CONNECTIVITY AND ...
<b>Art Unit</b>	
<b>Examiner Name</b>	
<b>Attorney Docket Number</b>	8006-06-07

I hereby revoke all previous powers of attorney given in the above-identified application.

I hereby appoint:

☒ Practitioners associated with the Customer Number: 23983

OR

☐ Practitioner(s) named below:

Name	Registration Number

as my/our attorney(s) or agent(s) to prosecute the application identified above, and to transact all business in the United States Patent and Trademark Office connected therewith.

Please recognize or change the correspondence address for the above-identified application to:

☒ The address associated with the above-mentioned Customer Number:

OR

☐ The address associated with Customer Number: 23983

OR

☐ Firm or Individual Name

Address

City State Zip

Country

Telephone Email

I am the:

☐ Applicant/Inventor.

☒ Assignee of record of the entire interest. See 37 CFR 3.71.  
Statement under 37 CFR 3.73(b) is enclosed. (Form PTO/SB/96)

**SIGNATURE of Applicant or Assignee of Record**

Signature	<i>Deborah H. Shamon</i>	Date	<i>2-6-07</i>
Name	Deborah H. SHAMOON	Telephone	
Title and Company	Assignee of Record		

NOTE: Signatures of all the inventors or assignees of record of the entire interest or their representative(s) are required. Submit multiple forms if more than one signature is required, see below\*.

☒ \*Total of two (2) forms are submitted.

This collection of information is required by 37 CFR 1.31, 1.32 and 1.33. The information is required to obtain or retain a benefit by the public which is to file (and by the USPTO to process) an application. Confidentiality is governed by 35 U.S.C. 122 and 37 CFR 1.11 and 1.14. This collection is estimated to take 3 minutes to complete, including gathering, preparing, and submitting the completed application form to the USPTO. Time will vary depending upon the individual case. Any comments on the amount of time you require to complete this form and/or suggestions for reducing this burden, should be sent to the Chief Information Officer, U.S. Patent and Trademark Office, U.S. Department of Commerce, P.O. Box 1450, Alexandria, VA 22313-1450. DO NOT SEND FEES OR COMPLETED FORMS TO THIS ADDRESS. SEND TO: Commissioner for Patents, P.O. Box 1450, Alexandria, VA 22313-1450.

If you need assistance in completing the form, call 1-800-PTO-9199 and select option 2.

Electronic Patent Application Fee Transmittal																													
Application Number:																													
Filing Date:																													
Title of Invention:		UBIQUITOUS CONNECTIVITY AND CONTROL SYSTEM FOR REMOTE LOCATIONS																											
First Named Inventor/Applicant Name:		Charles G. SHAMOON																											
Filer:		Peter D. Sachtjen/Stefanie Hansen																											
Attorney Docket Number:		8006-06-07																											
Filed as Small Entity																													
<div>Utility      Filing Fees</div> <table border="1"> <thead> <tr> <th>Description</th> <th>Fee Code</th> <th>Quantity</th> <th>Amount</th> <th>Sub-Total in USD(\$)</th> </tr> </thead> <tbody> <tr> <td colspan="5"><b>Basic Filing:</b></td> </tr> <tr> <td>Utility filing Fee (Electronic filing)</td> <td>4011</td> <td>1</td> <td>75</td> <td>75</td> </tr> <tr> <td>Utility Search Fee</td> <td>2111</td> <td>1</td> <td>250</td> <td>250</td> </tr> <tr> <td>Utility Examination Fee</td> <td>2311</td> <td>1</td> <td>100</td> <td>100</td> </tr> </tbody> </table>					Description	Fee Code	Quantity	Amount	Sub-Total in USD(\$)	<b>Basic Filing:</b>					Utility filing Fee (Electronic filing)	4011	1	75	75	Utility Search Fee	2111	1	250	250	Utility Examination Fee	2311	1	100	100
Description	Fee Code	Quantity	Amount	Sub-Total in USD(\$)																									
<b>Basic Filing:</b>																													
Utility filing Fee (Electronic filing)	4011	1	75	75																									
Utility Search Fee	2111	1	250	250																									
Utility Examination Fee	2311	1	100	100																									
Pages:																													
Claims:																													
Miscellaneous-Filing:																													
Petition:																													
Patent-Appeals-and-Interference:																													

Description	Fee Code	Quantity	Amount	Sub-Total in USD(\$)
Post-Allowance-and-Post-Issuance:				
<b>Extension-of-Time:</b>				
<b>Miscellaneous:</b>				
<b>Total in USD (\$)</b>				<b>425</b>

## Electronic Acknowledgement Receipt

<b>EFS ID:</b>	1597577
<b>Application Number:</b>	11686993
<b>International Application Number:</b>	
<b>Confirmation Number:</b>	7384
<b>Title of Invention:</b>	UBIQUITOUS CONNECTIVITY AND CONTROL SYSTEM FOR REMOTE LOCATIONS
<b>First Named Inventor/Applicant Name:</b>	Charles G. SHAMOON
<b>Customer Number:</b>	23983
<b>Filer:</b>	Peter D. Sachtjen/Stefanie Hansen
<b>Filer Authorized By:</b>	Peter D. Sachtjen
<b>Attorney Docket Number:</b>	8006-06-07
<b>Receipt Date:</b>	16-MAR-2007
<b>Filing Date:</b>	
<b>Time Stamp:</b>	09:32:37
<b>Application Type:</b>	Utility

### Payment information:

Submitted with Payment	yes
Payment was successfully received in RAM	\$425
RAM confirmation Number	1362
Deposit Account	500498

### File Listing:

Document Number	Document Description	File Name	File Size(Bytes)	Multi Part /.zip	Pages (if appl.)
-----------------	----------------------	-----------	------------------	------------------	------------------

1	Specification	Specific.pdf	67130	no	39
<b>Warnings:</b>					
<b>Information:</b>					
2	Claims	claims.pdf	26654	no	7
<b>Warnings:</b>					
<b>Information:</b>					
3	Abstract	abstract.pdf	20840	no	1
<b>Warnings:</b>					
<b>Information:</b>					
4	Oath or Declaration filed	DecPage1.pdf	65003	no	1
<b>Warnings:</b>					
<b>Information:</b>					
5	Oath or Declaration filed	DecPage2.pdf	47718	no	1
<b>Warnings:</b>					
<b>Information:</b>					
6	Oath or Declaration filed	DecPage3.pdf	59683	no	1
<b>Warnings:</b>					
<b>Information:</b>					
7	Drawings	drawfinal.pdf	82239	no	4
<b>Warnings:</b>					
<b>Information:</b>					
8	Application Data Sheet	ADSfinal.pdf	1244045	no	6
<b>Warnings:</b>					
<b>Information:</b>					
9	Oath or Declaration filed	POACGS.pdf	39235	no	1
<b>Warnings:</b>					
<b>Information:</b>					

10	Oath or Declaration filed	POADHS.pdf	39599	no	1
<b>Warnings:</b>					
<b>Information:</b>					
11	Fee Worksheet (PTO-06)	fee-info.pdf	8415	no	2
<b>Warnings:</b>					
<b>Information:</b>					
<b>Total Files Size (in bytes):</b>			1700561		
<p>This Acknowledgement Receipt evidences receipt on the noted date by the USPTO of the indicated documents, characterized by the applicant, and including page counts, where applicable. It serves as evidence of receipt similar to a Post Card, as described in MPEP 503.</p> <p><b><u>New Applications Under 35 U.S.C. 111</u></b>  If a new application is being filed and the application includes the necessary components for a filing date (see 37 CFR 1.53(b)-(d) and MPEP 506), a Filing Receipt (37 CFR 1.54) will be issued in due course and the date shown on this Acknowledgement Receipt will establish the filing date of the application.</p> <p><b><u>National Stage of an International Application under 35 U.S.C. 371</u></b>  If a timely submission to enter the national stage of an international application is compliant with the conditions of 35 U.S.C. 371 and other applicable requirements a Form PCT/DO/EO/903 indicating acceptance of the application as a national stage submission under 35 U.S.C. 371 will be issued in addition to the Filing Receipt, in due course.</p> <p><b><u>New International Application Filed with the USPTO as a Receiving Office</u></b>  If a new international application is being filed and the international application includes the necessary components for an international filing date (see PCT Article 11 and MPEP 1810), a Notification of the International Application Number and of the International Filing Date (Form PCT/RO/105) will be issued in due course, subject to prescriptions concerning national security, and the date shown on this Acknowledgement Receipt will establish the international filing date of the application.</p>					

## Electronic Acknowledgement Receipt

<b>EFS ID:</b>	1597577
<b>Application Number:</b>	11686993
<b>International Application Number:</b>	
<b>Confirmation Number:</b>	7384
<b>Title of Invention:</b>	UBIQUITOUS CONNECTIVITY AND CONTROL SYSTEM FOR REMOTE LOCATIONS
<b>First Named Inventor/Applicant Name:</b>	Charles G. SHAMOON
<b>Customer Number:</b>	23983
<b>Filer:</b>	Peter D. Sachtjen/Stefanie Hansen
<b>Filer Authorized By:</b>	Peter D. Sachtjen
<b>Attorney Docket Number:</b>	8006-06-07
<b>Receipt Date:</b>	16-MAR-2007
<b>Filing Date:</b>	
<b>Time Stamp:</b>	09:32:37
<b>Application Type:</b>	Utility

### Payment information:

Submitted with Payment	yes
Payment was successfully received in RAM	\$425
RAM confirmation Number	1362
Deposit Account	500498

### File Listing:

Document Number	Document Description	File Name	File Size(Bytes)	Multi Part /.zip	Pages (if appl.)
-----------------	----------------------	-----------	------------------	------------------	------------------



1	Specification	Specific.pdf	67130	no	39
<b>Warnings:</b>					
<b>Information:</b>					
2	Claims	claims.pdf	26654	no	7
<b>Warnings:</b>					
<b>Information:</b>					
3	Abstract	abstract.pdf	20840	no	1
<b>Warnings:</b>					
<b>Information:</b>					
4	Oath or Declaration filed	DecPage1.pdf	65003	no	1
<b>Warnings:</b>					
<b>Information:</b>					
5	Oath or Declaration filed	DecPage2.pdf	47718	no	1
<b>Warnings:</b>					
<b>Information:</b>					
6	Oath or Declaration filed	DecPage3.pdf	59683	no	1
<b>Warnings:</b>					
<b>Information:</b>					
7	Drawings	drawfinal.pdf	82239	no	4
<b>Warnings:</b>					
<b>Information:</b>					
8	Application Data Sheet	ADSfinal.pdf	1244045	no	6
<b>Warnings:</b>					
<b>Information:</b>					
9	Oath or Declaration filed	POACGS.pdf	39235	no	1
<b>Warnings:</b>					
<b>Information:</b>					

10	Oath or Declaration filed	POADHS.pdf	39599	no	1
<b>Warnings:</b>					
<b>Information:</b>					
11	Fee Worksheet (PTO-06)	fee-info.pdf	8415	no	2
<b>Warnings:</b>					
<b>Information:</b>					
<b>Total Files Size (in bytes):</b>			1700561		
<p>This Acknowledgement Receipt evidences receipt on the noted date by the USPTO of the indicated documents, characterized by the applicant, and including page counts, where applicable. It serves as evidence of receipt similar to a Post Card, as described in MPEP 503.</p> <p><b><u>New Applications Under 35 U.S.C. 111</u></b>  If a new application is being filed and the application includes the necessary components for a filing date (see 37 CFR 1.53(b)-(d) and MPEP 506), a Filing Receipt (37 CFR 1.54) will be issued in due course and the date shown on this Acknowledgement Receipt will establish the filing date of the application.</p> <p><b><u>National Stage of an International Application under 35 U.S.C. 371</u></b>  If a timely submission to enter the national stage of an international application is compliant with the conditions of 35 U.S.C. 371 and other applicable requirements a Form PCT/DO/EO/903 indicating acceptance of the application as a national stage submission under 35 U.S.C. 371 will be issued in addition to the Filing Receipt, in due course.</p> <p><b><u>New International Application Filed with the USPTO as a Receiving Office</u></b>  If a new international application is being filed and the international application includes the necessary components for an international filing date (see PCT Article 11 and MPEP 1810), a Notification of the International Application Number and of the International Filing Date (Form PCT/RO/105) will be issued in due course, subject to prescriptions concerning national security, and the date shown on this Acknowledgement Receipt will establish the international filing date of the application.</p>					

Under the Paperwork Reduction Act of 1995, no persons are required to respond to a collection of information unless it displays a valid OMB control number.

PATENT APPLICATION FEE DETERMINATION RECORD Substitute for Form PTO-875					Application or Docket Number <b>11/686,993</b>	
<b>APPLICATION AS FILED – PART I</b>						
(Column 1)		(Column 2)		SMALL ENTITY		OR
OTHER THAN SMALL ENTITY						
FOR	NUMBER FILED	NUMBER EXTRA	RATE (\$)	FEE (\$)	RATE (\$)	FEE (\$)
BASIC FEE (37 CFR 1.16(a), (b), or (c))				<b>75</b>		<b>300</b>
SEARCH FEE (37 CFR 1.16(k), (l), or (m))				<b>250</b>		<b>500</b>
EXAMINATION FEE (37 CFR 1.16(o), (p), or (q))				<b>100</b>		<b>200</b>
TOTAL CLAIMS (37 CFR 1.16(i))	<b>18</b>	minus 20 = * <b>0</b>	X\$ 25	<b>0</b>	X\$50	
INDEPENDENT CLAIMS (37 CFR 1.16(h))	<b>2</b>	minus 3 = * <b>0</b>	X\$100	<b>0</b>	X\$200	
APPLICATION SIZE FEE (37 CFR 1.16(s))	If the specification and drawings exceed 100 sheets of paper, the application size fee due is \$250 (\$125 for small entity) for each additional 50 sheets or fraction thereof. See 35 U.S.C. 41(a)(1)(G) and 37 CFR					
MULTIPLE DEPENDENT CLAIM PRESENT (37 CFR 1.16(j))			180		360	
			TOTAL	<b>425</b>	TOTAL	
* If the difference in column 1 is less than zero, enter "0" in column 2.						
<b>APPLICATION AS AMENDED – PART II</b>						
(Column 1)		(Column 2)		SMALL ENTITY		OR
OTHER THAN SMALL ENTITY						
AMENDMENT A	CLAIMS REMAINING AFTER AMENDMENT	HIGHEST NUMBER PREVIOUSLY PAID FOR	PRESENT EXTRA	RATE (\$)	ADDITIONAL FEE (\$)	RATE (\$)
Total (37 CFR 1.16(i))	*	Minus **	=	X =		X =
Independent (37 CFR 1.16(h))	*	Minus ***	=	X =		X =
Application Size Fee (37 CFR 1.16(s))				180		360
FIRST PRESENTATION OF MULTIPLE DEPENDENT CLAIM (37 CFR 1.16(j))				TOTAL ADD'T FEE		TOTAL ADD'T FEE
(Column 1)		(Column 2)		SMALL ENTITY		OR
OTHER THAN SMALL ENTITY						
AMENDMENT B	CLAIMS REMAINING AFTER AMENDMENT	HIGHEST NUMBER PREVIOUSLY PAID FOR	PRESENT EXTRA	RATE (\$)	ADDITIONAL FEE (\$)	RATE (\$)
Total (37 CFR 1.16(i))	*	Minus **	=	X =		X =
Independent (37 CFR 1.16(h))	*	Minus ***	=	X =		X =
Application Size Fee (37 CFR 1.16(s))				N/A		N/A
FIRST PRESENTATION OF MULTIPLE DEPENDENT CLAIM (37 CFR 1.16(j))				TOTAL ADD'T FEE		TOTAL ADD'T FEE
* If the entry in column 1 is less than the entry in column 2, write "0" in column 3. ** If the "Highest Number Previously Paid For" IN THIS SPACE is less than 20, enter "20". *** If the "Highest Number Previously Paid For" IN THIS SPACE is less than 3, enter "3". The "Highest Number Previously Paid For" (Total or Independent) is the highest number found in the appropriate box in column 1.						

This collection of information is required by 37 CFR 1.16. The information is required to obtain or retain a benefit by the public which is to file (and by the USPTO to process) an application. Confidentiality is governed by 35 U.S.C. 122 and 37 CFR 1.14. This collection is estimated to take 12 minutes to complete, including gathering, preparing, and submitting the completed application form to the USPTO. Time will vary depending upon the individual case. Any comments on the amount of time you require to complete this form and/or suggestions for reducing this burden, should be sent to the Chief Information Officer, U.S. Patent and Trademark Office, U.S. Department of Commerce, P.O. Box 1450, Alexandria, VA 22313-1450. DO NOT SEND FEES OR COMPLETED FORMS TO THIS ADDRESS. SEND TO: Commissioner for Patents, P.O. Box 1450, Alexandria, VA 22313-1450.

If you need assistance in completing the form, call 1-800-PTO-9199 and select option 2.



UNITED STATES PATENT AND TRADEMARK OFFICE

UNITED STATES DEPARTMENT OF COMMERCE  
United States Patent and Trademark Office  
Address: COMMISSIONER FOR PATENTS  
P.O. Box 1450  
Alexandria, Virginia 22313-1450  
www.uspto.gov

APPLICATION NUMBER	FILING or 371(c) DATE	GRP ART UNIT	FIL FEE REC'D	ATTY. DOCKET NO	TOT CLAIMS	IND CLAIMS
11/686,993	03/16/2007	2614	425	8006-06-07	18	2

**CONFIRMATION NO. 7384**

23983  
Ishman Law Firm P.C.  
P.O BOX 1245  
Cary, NC27512-1245

**FILING RECEIPT**

Date Mailed: 04/03/2007

Receipt is acknowledged of this regular Patent Application. It will be considered in its order and you will be notified as to the results of the examination. Be sure to provide the U.S. APPLICATION NUMBER, FILING DATE, NAME OF APPLICANT, and TITLE OF INVENTION when inquiring about this application. Fees transmitted by check or draft are subject to collection. Please verify the accuracy of the data presented on this receipt. **If an error is noted on this Filing Receipt, please mail to the Commissioner for Patents P.O. Box 1450 Alexandria Va 22313-1450. Please provide a copy of this Filing Receipt with the changes noted thereon. If you received a "Notice to File Missing Parts" for this application, please submit any corrections to this Filing Receipt with your reply to the Notice. When the USPTO processes the reply to the Notice, the USPTO will generate another Filing Receipt incorporating the requested corrections (if appropriate).**

**Applicant(s)**

Charles G. SHAMOON, Little Elm, TX;  
Deborah H. SHAMOON, Little Elm, TX;  
Franklin Eugene NEAL, Ashland, KY;  
Michael FEHNEL, Fuquay-Varina, NC;

**Assignment For Published Patent Application**

Charles G. Shamoan, Little Elm, TX  
Deborah H. Shamoan, Little Elm, TX

**Power of Attorney:** The patent practitioners associated with Customer Number 23983

**Domestic Priority data as claimed by applicant**

This application is a DIV of 11/163,372 10/17/2005  
which is a DIV of 11/160,006 06/06/2005 PAT 6,990,335  
which claims benefit of 60/522,887 11/18/2004

**Foreign Applications**

**If Required, Foreign Filing License Granted:** 04/02/2007

The country code and number of your priority application, to be used for filing abroad under the Paris Convention, is  
**US11/686,993**

**Projected Publication Date:** 07/12/2007

**Non-Publication Request:** No

**Early Publication Request:** No

**\*\* SMALL ENTITY \*\***

**Title**

UBIQUITOUS CONNECTIVITY AND CONTROL SYSTEM FOR REMOTE LOCATIONS

**Preliminary Class**

379

## **PROTECTING YOUR INVENTION OUTSIDE THE UNITED STATES**

Since the rights granted by a U.S. patent extend only throughout the territory of the United States and have no effect in a foreign country, an inventor who wishes patent protection in another country must apply for a patent in a specific country or in regional patent offices. Applicants may wish to consider the filing of an international application under the Patent Cooperation Treaty (PCT). An international (PCT) application generally has the same effect as a regular national patent application in each PCT-member country. The PCT process **simplifies** the filing of patent applications on the same invention in member countries, but **does not result** in a grant of "an international patent" and does not eliminate the need of applicants to file additional documents and fees in countries where patent protection is desired.

Almost every country has its own patent law, and a person desiring a patent in a particular country must make an application for patent in that country in accordance with its particular laws. Since the laws of many countries differ in various respects from the patent law of the United States, applicants are advised to seek guidance from specific foreign countries to ensure that patent rights are not lost prematurely.

Applicants also are advised that in the case of inventions made in the United States, the Director of the USPTO must issue a license before applicants can apply for a patent in a foreign country. The filing of a U.S. patent application serves as a request for a foreign filing license. The application's filing receipt contains further information and guidance as to the status of applicant's license for foreign filing.

Applicants may wish to consult the USPTO booklet, "General Information Concerning Patents" (specifically, the section entitled "Treaties and Foreign Patents") for more information on timeframes and deadlines for filing foreign patent applications. The guide is available either by contacting the USPTO Contact Center at 800-786-9199, or it can be viewed on the USPTO website at <http://www.uspto.gov/web/offices/pac/doc/general/index.html>.

For information on preventing theft of your intellectual property (patents, trademarks and copyrights), you may wish to consult the U.S. Government website, <http://www.stopfakes.gov>. Part of a Department of Commerce initiative, this website includes self-help "toolkits" giving innovators guidance on how to protect intellectual property in specific countries such as China, Korea and Mexico. For questions regarding patent enforcement issues, applicants may call the U.S. Government hotline at 1-866-999-HALT (1-866-999-4158).

---

### **LICENSE FOR FOREIGN FILING UNDER**

**Title 35, United States Code, Section 184**

**Title 37, Code of Federal Regulations, 5.11 & 5.15**

#### **GRANTED**

The applicant has been granted a license under 35 U.S.C. 184, if the phrase "IF REQUIRED, FOREIGN FILING LICENSE GRANTED" followed by a date appears on this form. Such licenses are issued in all applications where the conditions for issuance of a license have been met, regardless of whether or not a license may be required as set forth in 37 CFR 5.15. The scope and limitations of this license are set forth in 37 CFR 5.15(a) unless an earlier license has been issued under 37 CFR 5.15(b). The license is subject to revocation upon written notification. The date indicated is the effective date of the license, unless an earlier license of similar scope has been granted under 37 CFR 5.13 or 5.14.

This license is to be retained by the licensee and may be used at any time on or after the effective date thereof unless it is revoked. This license is automatically transferred to any related applications(s) filed under 37 CFR 1.53(d). This license is not retroactive.

The grant of a license does not in any way lessen the responsibility of a licensee for the security of the subject matter as imposed by any Government contract or the provisions of existing laws relating to espionage and the national security or the export of technical data. Licensees should apprise themselves of current regulations especially with respect to certain countries, of other agencies, particularly the Office of Defense Trade Controls, Department of State (with respect to Arms, Munitions and Implements of War (22 CFR 121-128)); the Bureau of Industry and Security, Department of Commerce (15 CFR parts 730-774); the Office of Foreign Assets Control, Department of Treasury (31 CFR Parts 500+) and the Department of Energy.

**NOT GRANTED**

No license under 35 U.S.C. 184 has been granted at this time, if the phrase "IF REQUIRED, FOREIGN FILING LICENSE GRANTED" DOES NOT appear on this form. Applicant may still petition for a license under 37 CFR 5.12, if a license is desired before the expiration of 6 months from the filing date of the application. If 6 months has lapsed from the filing date of this application and the licensee has not received any indication of a secrecy order under 35 U.S.C. 181, the licensee may foreign file the application pursuant to 37 CFR 5.15(b).

THE UNITED STATES PATENT AND TRADEMARK OFFICE

In Re: Application of )  
Charles G. SHAMOON, et al. )  
 )  
Serial No. 11/686,993 )  
 )  
Filed: 03/16/2007 )  
 ) Examiner  
 )  
 ) Art Unit 2614  
For: UBIQUITOUS CONNECTIVITY )  
AND CONTROL SYSTEM FOR )  
REMOTE LOCATIONS )  
 )  
Attorney's Docket No. 8006-06-07 )  
 )

PETITION TO MAKE SPECIAL UNDER 37 CFR § 1.102(c)

Assistant Commissioner for Patents

Washington, DC 20231

Sir:

Applicant, through its undersigned representative, hereby petitions to make the above-captioned patent application special pursuant to 37 CFR § 1.102(c). This petition is made on the basis of

applicant's age. Enclosed is a Verified Statement of Age indicating that Applicant is 71 years old.

Hence, grant of this petition, accordance of special status to this application, and examination out of turn are believed to be in order and are respectfully requested. Should there be any remaining questions, the attending to of which would expedite such actions, the petition's examiner is invited to contact the undersigned at the telephone number appearing below. No fee is believed to be due with this petition. However, the Director is authorized to charge any fees associated with this or any other communication, or credit any overpayment, to Deposit Account No. 500498.

Dated: April 20, 2007

Respectfully submitted,

ISHMAN LAW FIRM P.C.

A handwritten signature in cursive script, reading "Peter D. Sachtjen".

Peter D. Sachtjen, Reg. No. 24,619

ISHMAN LAW FIRM P.C.

PO Box 1245

Cary, NC 27512-1245

Telephone: (919) 462-3036

Facsimile: (919) 462-3041

Attorney Direct Line: (252) 413-0475



THE UNITED STATES PATENT AND TRADEMARK OFFICE

	)	
In Re: Application of	)	
Charles G. SHAMOON, et al.	)	
	)	
Serial No. 11/686,993	)	
	)	
Filed: 03/16/2007	)	
	)	
	)	Examiner
	)	
	)	Art Unit 2614
For: UBIQUITOUS CONNECTIVITY	)	
AND CONTROL SYSTEM FOR	)	
REMOTE LOCATIONS	)	
	)	
Attorney's Docket No. 8002-06-07	)	
	)	

VERIFIED STATEMENT OF AGE

Assistant Commissioner for Patents

Washington, DC 20231

Sir:

The undersigned hereby states that he was born on August 16, 1935 and is now 71 years old.

The undersigned, Franklin Eugene NEAL, declares that all statements made herein of his own knowledge are true, that all statements made on information and belief are believed to be true; and further that these statements were made with the knowledge that willful, false statements and the like so made are punishable by fine or imprisonment, or both, under § 1001 of Title 18 of United States Code that such willful false statements may jeopardize the validity of the Application or any patent issuing therefrom.


Respectfully submitted,



Franklin Eugene NEAL, Applicant

Date Feb. 6, 2007

Attachment: Photocopy of Drivers License



IN THE UNITED STATES PATENT AND TRADEMARK OFFICE

Applicant: SHAMOON, Charles G.  
Title: UBIQUITOUS CONNECTIVITY AND  
CONTROL SYSTEM FOR REMOTE  
LOCATIONS  
Serial No.: 11/686,993  
Filing Date: 03/16/2007  
Art Unit: 2614  
Examiner:  
Docket No.: 8006-06-07  
Last Action: 03/16/2007 (application filed)  
Customer No. 23983

Commissioner for Patents  
Post Office Box 1450  
Alexandria, VA 22313-1450

Dear Sir:

**PRELIMINARY AMENDMENT**

This amendment is being filed prior to the issuance of a first office action. The status of the pending claims is set forth in the Claims Status below.

## CLAIM STATUS

1. (Original) A ubiquitous connectivity and communications system for controlling operation of an environmental condition in a structure, comprising:

a device for controlling the environmental condition in the structure;

a base unit in said structure and operatively interfaced with said device to control the operation thereof;

a remote device adapted to send and receive short message service (SMS) messages;

wireless connectivity means providing an on-demand, private and direct communications interface from said remote device and enabling instant wireless connectivity with said base unit;

means for providing an indication of current status of said device to said base unit;

means for transmitting said indication of current status through said connectivity means from the base unit to said remote device as a first SMS message;

display means at said remote device for indicating said current status of said device;

input means at said remote device for prescribing an indication of revised status for said device as a second SMS message, wherein the second SMS message includes information associated with the remote device;

means for transmitting said second SMS message including information associated with the remote device and the indication of revised status through said connectivity means to said base unit, wherein the base unit is adapted to authenticate the second SMS message using the information associated with the remote device;

means operatively associated with said base unit and operatively connected with said device for effecting said revised status for said device.

2. (Original) The system as recited in claim 1 wherein said device for controlling the environmental condition includes electronic and electromechanical switching means interfaced with said device for controlling the environmental condition.

3. (Original) The system as recited in claim 1 wherein said base unit is a microcontroller-based processing unit having customizable application specific software.
4. (Original) The system as recited in claim 1 wherein said remote device is a cellular telephone handset with custom programmability means.
5. (Original) The system as recited in claim 4 wherein said custom programmability means is a JAVA programming kernel.
6. (Original) The system as recited in claim 4 wherein said custom programmability means is a J2ME programming kernel.
7. (Original) The system as recited in claim 1 wherein said connectivity means includes a transmitting and receiving module in said base unit and a transmitting and receiving unit in said remote device operatively communicating with each other over a cellular telephone network.

8. (Original) The system as recited in claim 1 wherein said means for providing an indication of current status to said base unit and said means for transmitting said indication of current status is a short message service (SMS) message carried along a cellular telephone network.

9. (Original) The system as recited in claim 1 wherein said display means is a liquid crystal display module.

10. (Original) The system as recited in claim 9 wherein said liquid crystal module includes selectable graphic icons corresponding to environmental conditions being monitored or controlled.

11. (Original) The system as recited in claim 8 including means operative between said remote devices using said SMS for selectively disabling transmission thereto.

12. (Original) A ubiquitous connectivity and communications system for controlling operation of an environmental condition associated with a structure, comprising:



a device adapted to control the environmental condition associated with the structure, send an indication of current status, and receive an indication of revised status;

a wireless remote device adapted to:

receive a first short message service (SMS) message via a wireless connection including the indication of the current status of the device;

notify an authorized user of said remote device of receipt of an indication of current status; and

send a second SMS message via the wireless connection including the indication of revised status and information associated with the wireless remote device; and

a wireless base unit associated with the structure adapted to:

receive the indication of current status from the device;

transmit the indication of current status via a wireless connection to the wireless remote device as the first SMS message;

receive the indication of revised status including the information associated with the wireless remote device via the

wireless connection from the wireless remote device as the second SMS message;

authenticate the second SMS message using the information associated with the wireless remote device; and  
send the indication of revised status to the device to control operation of the device.

13. (Original) The system of claim 12 wherein the wireless connection further comprises a first wireless connection interfacing with the wireless base unit, a second wireless connection interfacing with the wireless remote device, and a non-wireless connection interfacing between the first wireless connection and the second wireless connection.

14. (Original) The system of claim 12 wherein the device includes electronic and electromechanical switching means interfaced with the device for controlling the environmental condition.

15. (Original) The system of claim 12 wherein the wireless base unit further comprises a microcontroller-based processing unit having customizable application specific software.

16. (Original) The system of claim 12 wherein the wireless remote device further comprises a cellular telephone handset.

17. (Original) The system of claim 16 wherein the cellular telephone handset includes at least one of a customizable JAVA programming kernel and a customizable J2ME programming kernel.

18. (Original) The system of claim 12 wherein the wireless connection further comprises a cellular telephone network.

19. (New) A ubiquitous connectivity and communications system for controlling operation of an environmental condition in a structure, comprising:

a device for controlling the environmental condition in the structure;

a base unit in said structure and operatively interfaced with said device to control the operation thereof;

a remote device adapted to send and receive messages using short message service (SMS) and/or data bearer service over a cellular network;

wireless connectivity means providing an on-demand, private and direct communications interface from said remote device with said service and enabling instant wireless connectivity with said base unit;

means for providing an indication of current status of said device to said base unit;

means for transmitting said indication of current status through said connectivity means from the base unit to said remote device using said service as a first message;

display means at said remote device for indicating said current status of said device based on said first message;

input means at said remote device for prescribing an indication of revised status for said device as a second message, wherein the second message includes information associated with the remote device;

means for transmitting said second message using said service including information associated with the remote device and the indication of revised status through said connectivity means to said base unit, wherein the base unit is adapted to authenticate the second message using the information associated with the remote device;

means operatively associated with said base unit and operatively connected with said device for effecting said revised status for said device.

20. (New) A connectivity and communications system for controlling operation of an environmental condition associated with a structure, comprising:

a device adapted to control the environmental condition associated with the structure, send an indication of current status, and receive an indication of revised status;

a wireless remote device adapted to:

receive a first message using short message and/or data bearer services of a cellular network via a wireless

connection, said first message including the indication of the current status of the device;

notify an authorized user of said remote device of receipt of said first message;

display said first message; and

send a second message via said wireless connection including the indication of revised status and information associated with the wireless remote device; and

a wireless base unit associated with the structure adapted to:

receive the indication of current status from the device;

transmit the indication of current status via a wireless connection to the wireless remote device as using said services of said cellular network;

receive the indication of revised status including the information associated with the wireless remote device via the wireless connection from the wireless remote device using said services;

authenticate the second SMS message using the information associated with the wireless remote device; and

send the indication of revised status to the device to control operation of the device.

REMARKS

By this amendment, Applicant is adding claims 19 and 20 and presenting for consideration claims 1 through 20.

It is submitted that claims 1 through 20 recite patentable novelty over prior art and allowance thereof is respectfully requested.

Dated: April 20, 2007

Respectfully submitted,  
ISHMAN LAW FIRM P.C.

A handwritten signature in black ink, reading "Peter D. Sachtjen". The signature is written in a cursive, flowing style.

Peter D. Sachtjen  
Reg. No. 24,619

Ishman Law Firm P.C.  
Post Office Box 1245  
Cary, NC 27512  
Patent Administration: (919) 462-3036  
Facsimile: (919) 462-3041  
Attorney Direct Line: (252) 413-0475



Under the Paperwork Reduction Act of 1995, no persons are required to respond to a collection of information unless it contains a valid OMB control number.

<b>INFORMATION DISCLOSURE STATEMENT BY APPLICANT</b> ( Not for submission under 37 CFR 1.99)	Application Number	11686993
	Filing Date	2007-03-16
	First Named Inventor	SHAMOON, et al. Charles G.
	Art Unit	
	Examiner Name	
	Attorney Docket Number	8006-06-07

U.S. PATENTS						Remove
Examiner Initial*	Cite No	Patent Number	Kind Code <sup>1</sup>	Issue Date	Name of Patentee or Applicant of cited Document	Pages, Columns, Lines where Relevant Passages or Relevant Figures Appear
	1	4918439		1990-04-17	WOZNIAK, et al.	
	2	4965557		1990-10-23	SCHEPERS, et al.	
	3	5109222		1992-04-28	WELTY	
	4	5247580		1993-09-21	KIMURA, et al.	
	5	5544036		1996-08-06	BROWN, Jr., et al.	
	6	5545857		1996-08-13	LEE, et al.	
	7	5579496		1996-11-26	VAN STEENBRUGGE	
	8	5621662		1997-04-15	HUMPHRIES, et al.	

<b>INFORMATION DISCLOSURE STATEMENT BY APPLICANT</b> ( Not for submission under 37 CFR 1.99)	Application Number		11686993
	Filing Date		2007-03-16
	First Named Inventor	SHAMOON, et al. Charles G.	
	Art Unit		
	Examiner Name		
	Attorney Docket Number		8006-06-07

	9	5778256		1998-07-07	DARBEE, et al.	
	10	5805530		1998-09-08	YOUNGBERG	
	11	5818428		1998-10-06	EISENBRANDT, et al.	
	12	5917105		1999-06-29	JOAO	
	13	5924486		1999-07-20	EHLERS, et al.	
	14	6005490		1999-12-21	HIGASHIHARA	
	15	6081750		2000-06-27	HOFFBERG, et al.	
	16	6104334		2000-08-15	ALLPORT	
	17	6192282		2001-02-20	SMITH, et al.	
	18	6195589		2001-02-27	KETCHAM	
	19	6216956		2001-04-17	EHLERS, et al.	

<b>INFORMATION DISCLOSURE STATEMENT BY APPLICANT</b> ( Not for submission under 37 CFR 1.99)	Application Number		11686993
	Filing Date		2007-03-16
	First Named Inventor	SHAMOON, et al. Charles G.	
	Art Unit		
	Examiner Name		
	Attorney Docket Number		8006-06-07

	20	6264559		2001-07-24	LAWRENCE, et al.	
	21	6394359		2002-05-28	MORGAN	
	22	6398727		2002-06-04	BUI, et al.	
	23	6934862		2005-08-23	SHAROOD, et al.	
	24	6014089		2000-01-11	TRACY, et al.	
	25	6260765		2001-07-17	NATALE, et al.	
	26	6301481		2001-10-09	ROGERS, et al.	
	27	6393297		2002-05-21	SONG	
	28	6650249		2003-11-18	MEYER, et al.	
	29	6820049		2004-11-16	MONROE, et al.	
	30	6847822		2005-01-25	DENNISON, et al.	

<b>INFORMATION DISCLOSURE STATEMENT BY APPLICANT</b> ( Not for submission under 37 CFR 1.99)	Application Number		11686993	
	Filing Date		2007-03-16	
	First Named Inventor	SHAMOON, et al. Charles G.		
	Art Unit			
	Examiner Name			
	Attorney Docket Number		8006-06-07	

	31	6854660		2005-02-15	YOON, et al.	
	32	6873824		2005-03-29	FLICK	
	33	6957393		2005-10-18	FANO, et al.	
	34	7005979		2006-02-28	HAUGHAWOUT, et al.	
	35	6919790		2005-07-19	KANAZAWA, Ritsuko	
	36	6476714		2002-11-05	MIZUTA, Rika	
	37	6813474		2004-11-02	ROBINSON, et al.	

If you wish to add additional U.S. Patent citation information please click the Add button.

Add

**U.S.PATENT APPLICATION PUBLICATIONS**

Remove

Examiner Initial*	Cite No	Publication Number	Kind Code <sup>1</sup>	Publication Date	Name of Patentee or Applicant of cited Document	Pages, Columns, Lines where Relevant Passages or Relevant Figures Appear
	1	20030034897		2003-02-20	SHAMOON, et al.	
	2	20030034898		2003-02-20	SHAMOON, et al.	

<b>INFORMATION DISCLOSURE STATEMENT BY APPLICANT</b> ( Not for submission under 37 CFR 1.99)	Application Number		11686993
	Filing Date		2007-03-16
	First Named Inventor	SHAMOON, et al. Charles G.	
	Art Unit		
	Examiner Name		
	Attorney Docket Number		8006-06-07

	3	20020149705		2002-10-17	ALLEN, et al.	
	4	20040092282		2004-05-03	KIM, et al.	
	5	20040235446		2004-11-25	FLAHERTY, et al.	
	6	20050044225		2005-02-24	OTA, et al.	
	7	20040128033		2004-07-01	KU, et al.	

If you wish to add additional U.S. Published Application citation information please click the Add button.

#### FOREIGN PATENT DOCUMENTS

Examiner Initial*	Cite No	Foreign Document Number <sup>3</sup>	Country Code <sup>2</sup> ;	Kind Code <sup>4</sup>	Publication Date	Name of Patentee or Applicant of cited Document	Pages, Columns, Lines where Relevant Passages or Relevant Figures Appear	T <sup>5</sup>
	1							<input type="checkbox"/>

If you wish to add additional Foreign Patent Document citation information please click the Add button.

#### NON-PATENT LITERATURE DOCUMENTS

Examiner Initials*	Cite No	Include name of the author (in CAPITAL LETTERS), title of the article (when appropriate), title of the item (book, magazine, journal, serial, symposium, catalog, etc), date, pages(s), volume-issue number(s), publisher, city and/or country where published.	T <sup>5</sup>
	1	Sony Ericsson Mobile Communications AB, GT47/GT48 Control Terminal "Intelligent and Versatile Control Terminal", 2 pages, LZT 123 7602 R1D, 2003	<input checked="" type="checkbox"/>

<b>INFORMATION DISCLOSURE STATEMENT BY APPLICANT</b> ( Not for submission under 37 CFR 1.99)	Application Number		11686993
	Filing Date		2007-03-16
	First Named Inventor	SHAMOON, et al. Charles G.	
	Art Unit		
	Examiner Name		
	Attorney Docket Number	8006-06-07	

2	Sony Ericsson Mobile Communications International, GT47/GT48 Technical Description, 43 pages, LZT 123 7607 R1B, First Edition, June 2003	<input checked="" type="checkbox"/>
3	Cellgard - Use your GSM cellphone as a remote control for almost anything, "Cellgard", <a href="http://www.cellgard.com/index.html">http://www.cellgard.com/index.html</a> , 2 pages (10/17/2005)	<input checked="" type="checkbox"/>
4	Cellgard - Cellgard Technical Specifications, "Cellgard", <a href="http://www.cellgard.com/specs/index.html">http://www.cellgard.com/specs/index.html</a> , 3 pages (10/17/2005)	<input checked="" type="checkbox"/>
5	Cellgard - Frequently Asked Questions, "Cellgard", <a href="http://www.cellgard.com/faq/index.html">http://www.cellgard.com/faq/index.html</a> , 4 pages (10/17/2005)	<input checked="" type="checkbox"/>

If you wish to add additional non-patent literature document citation information please click the Add button

#### EXAMINER SIGNATURE

Examiner Signature		Date Considered	
--------------------	--	-----------------	--

\*EXAMINER: Initial if reference considered, whether or not citation is in conformance with MPEP 609. Draw line through a citation if not in conformance and not considered. Include copy of this form with next communication to applicant.

<sup>1</sup> See Kind Codes of USPTO Patent Documents at [www.USPTO.GOV](http://www.USPTO.GOV) or MPEP 901.04. <sup>2</sup> Enter office that issued the document, by the two-letter code (WIPO Standard ST.3). <sup>3</sup> For Japanese patent documents, the indication of the year of the reign of the Emperor must precede the serial number of the patent document. <sup>4</sup> Kind of document by the appropriate symbols as indicated on the document under WIPO Standard ST.16 if possible. <sup>5</sup> Applicant is to place a check mark here if English language translation is attached.

<b>INFORMATION DISCLOSURE STATEMENT BY APPLICANT</b> ( Not for submission under 37 CFR 1.99)	Application Number	11686993
	Filing Date	2007-03-16
	First Named Inventor	SHAMOON, et al. Charles G.
	Art Unit	
	Examiner Name	
	Attorney Docket Number	8006-06-07

### CERTIFICATION STATEMENT

Please see 37 CFR 1.97 and 1.98 to make the appropriate selection(s):

☐ That each item of information contained in the information disclosure statement was first cited in any communication from a foreign patent office in a counterpart foreign application not more than three months prior to the filing of the information disclosure statement. See 37 CFR 1.97(e)(1).

**OR**

☐ That no item of information contained in the information disclosure statement was cited in a communication from a foreign patent office in a counterpart foreign application, and, to the knowledge of the person signing the certification after making reasonable inquiry, no item of information contained in the information disclosure statement was known to any individual designated in 37 CFR 1.56(c) more than three months prior to the filing of the information disclosure statement. See 37 CFR 1.97(e)(2).

☐ See attached certification statement.

☐ Fee set forth in 37 CFR 1.17 (p) has been submitted herewith.

☒ None

### SIGNATURE

A signature of the applicant or representative is required in accordance with CFR 1.33, 10.18. Please see CFR 1.4(d) for the form of the signature.

Signature	/Peter D. Sachtjen/	Date (YYYY-MM-DD)	2007-04-20
Name/Print	Peter D. Sachtjen	Registration Number	24619

This collection of information is required by 37 CFR 1.97 and 1.98. The information is required to obtain or retain a benefit by the public which is to file (and by the USPTO to process) an application. Confidentiality is governed by 35 U.S.C. 122 and 37 CFR 1.14. This collection is estimated to take 1 hour to complete, including gathering, preparing and submitting the completed application form to the USPTO. Time will vary depending upon the individual case. Any comments on the amount of time you require to complete this form and/or suggestions for reducing this burden, should be sent to the Chief Information Officer, U.S. Patent and Trademark Office, U.S. Department of Commerce, P.O. Box 1450, Alexandria, VA 22313-1450. DO NOT SEND FEES OR COMPLETED FORMS TO THIS ADDRESS. **SEND TO: Commissioner for Patents, P.O. Box 1450, Alexandria, VA 22313-1450.**

## Privacy Act Statement

The Privacy Act of 1974 (P.L. 93-579) requires that you be given certain information in connection with your submission of the attached form related to a patent application or patent. Accordingly, pursuant to the requirements of the Act, please be advised that: (1) the general authority for the collection of this information is 35 U.S.C. 2(b)(2); (2) furnishing of the information solicited is voluntary; and (3) the principal purpose for which the information is used by the U.S. Patent and Trademark Office is to process and/or examine your submission related to a patent application or patent. If you do not furnish the requested information, the U.S. Patent and Trademark Office may not be able to process and/or examine your submission, which may result in termination of proceedings or abandonment of the application or expiration of the patent.

The information provided by you in this form will be subject to the following routine uses:

1. The information on this form will be treated confidentially to the extent allowed under the Freedom of Information Act (5 U.S.C. 552) and the Privacy Act (5 U.S.C. 552a). Records from this system of records may be disclosed to the Department of Justice to determine whether the Freedom of Information Act requires disclosure of these records.
2. A record from this system of records may be disclosed, as a routine use, in the course of presenting evidence to a court, magistrate, or administrative tribunal, including disclosures to opposing counsel in the course of settlement negotiations.
3. A record in this system of records may be disclosed, as a routine use, to a Member of Congress submitting a request involving an individual, to whom the record pertains, when the individual has requested assistance from the Member with respect to the subject matter of the record.
4. A record in this system of records may be disclosed, as a routine use, to a contractor of the Agency having need for the information in order to perform a contract. Recipients of information shall be required to comply with the requirements of the Privacy Act of 1974, as amended, pursuant to 5 U.S.C. 552a(m).
5. A record related to an International Application filed under the Patent Cooperation Treaty in this system of records may be disclosed, as a routine use, to the International Bureau of the World Intellectual Property Organization, pursuant to the Patent Cooperation Treaty.
6. A record in this system of records may be disclosed, as a routine use, to another federal agency for purposes of National Security review (35 U.S.C. 181) and for review pursuant to the Atomic Energy Act (42 U.S.C. 218(c)).
7. A record from this system of records may be disclosed, as a routine use, to the Administrator, General Services, or his/her designee, during an inspection of records conducted by GSA as part of that agency's responsibility to recommend improvements in records management practices and programs, under authority of 44 U.S.C. 2904 and 2906. Such disclosure shall be made in accordance with the GSA regulations governing inspection of records for this purpose, and any other relevant (i.e., GSA or Commerce) directive. Such disclosure shall not be used to make determinations about individuals.
8. A record from this system of records may be disclosed, as a routine use, to the public after either publication of the application pursuant to 35 U.S.C. 122(b) or issuance of a patent pursuant to 35 U.S.C. 151. Further, a record may be disclosed, subject to the limitations of 37 CFR 1.14, as a routine use, to the public if the record was filed in an application which became abandoned or in which the proceedings were terminated and which application is referenced by either a published application, an application open to public inspections or an issued patent.
9. A record from this system of records may be disclosed, as a routine use, to a Federal, State, or local law enforcement agency, if the USPTO becomes aware of a violation or potential violation of law or regulation.



Electronic Patent Application Fee Transmittal				
<b>Application Number:</b>		11686993		
<b>Filing Date:</b>		16-Mar-2007		
<b>Title of Invention:</b>		UBIQUITOUS CONNECTIVITY AND CONTROL SYSTEM FOR REMOTE LOCATIONS		
First Named Inventor/Applicant Name:		Charles G. SHAMOON		
<b>Filer:</b>		Peter D. Sachtjen/Stefanie Hansen		
<b>Attorney Docket Number:</b>		8006-06-07		
Filed as Small Entity				
<b>Utility      Filing Fees</b>				
<b>Description</b>	<b>Fee Code</b>	<b>Quantity</b>	<b>Amount</b>	<b>Sub-Total in USD(\$)</b>
<b>Basic Filing:</b>				
<b>Pages:</b>				
<b>Claims:</b>				
Independent claims in excess of 3	2201	1	100	100
<b>Miscellaneous-Filing:</b>				
<b>Petition:</b>				
<b>Patent-Appeals-and-Interference:</b>				
Post-Allowance-and-Post-Issuance:				
<b>Extension-of-Time:</b>				

Description	Fee Code	Quantity	Amount	Sub-Total in USD(\$)
Miscellaneous:				
Total in USD (\$)				100

## Electronic Acknowledgement Receipt

<b>EFS ID:</b>	1700525
<b>Application Number:</b>	11686993
<b>International Application Number:</b>	
<b>Confirmation Number:</b>	7384
<b>Title of Invention:</b>	UBIQUITOUS CONNECTIVITY AND CONTROL SYSTEM FOR REMOTE LOCATIONS
<b>First Named Inventor/Applicant Name:</b>	Charles G. SHAMOON
<b>Customer Number:</b>	23983
<b>Filer:</b>	Peter D. Sachtjen/Stefanie Hansen
<b>Filer Authorized By:</b>	Peter D. Sachtjen
<b>Attorney Docket Number:</b>	8006-06-07
<b>Receipt Date:</b>	20-APR-2007
<b>Filing Date:</b>	16-MAR-2007
<b>Time Stamp:</b>	10:50:23
<b>Application Type:</b>	Utility

### Payment information:

Submitted with Payment	yes
Payment was successfully received in RAM	\$ 100
RAM confirmation Number	1581
Deposit Account	500498

### File Listing:

Document Number	Document Description	File Name	File Size(Bytes)	Multi Part /.zip	Pages (if appl.)
-----------------	----------------------	-----------	------------------	------------------	------------------

1	Petition for review by the Technology Center SPRE.	Petition.pdf	18560	no	2
<b>Warnings:</b>					
<b>Information:</b>					
2	Examination support document	StmtPg1.pdf	12617	no	1
<b>Warnings:</b>					
<b>Information:</b>					
3	Examination support document	StmtPg2.pdf	20907	no	1
<b>Warnings:</b>					
<b>Information:</b>					
4	Examination support document	KYDL.pdf	18868	no	1
<b>Warnings:</b>					
<b>Information:</b>					
5	Preliminary Amendment	PA042007.pdf	37763	no	13
<b>Warnings:</b>					
<b>Information:</b>					
6	Information Disclosure Statement (IDS) Filed	IDSfinal.pdf	1059490	no	8
<b>Warnings:</b>					
<b>Information:</b>					
7	NPL Documents	NPL01.pdf	123751	no	2
<b>Warnings:</b>					
<b>Information:</b>					
8	NPL Documents	NPL02.pdf	1027291	no	43
<b>Warnings:</b>					
<b>Information:</b>					
9	NPL Documents	NPL03.pdf	64354	no	2
<b>Warnings:</b>					
<b>Information:</b>					

10	NPL Documents	NPL04.pdf	95495	no	3
<b>Warnings:</b>					
<b>Information:</b>					
11	NPL Documents	NPL05.pdf	152639	no	4
<b>Warnings:</b>					
<b>Information:</b>					
12	Fee Worksheet (PTO-06)	fee-info.pdf	8195	no	2
<b>Warnings:</b>					
<b>Information:</b>					
<b>Total Files Size (in bytes):</b>			2639930		
<p>This Acknowledgement Receipt evidences receipt on the noted date by the USPTO of the indicated documents, characterized by the applicant, and including page counts, where applicable. It serves as evidence of receipt similar to a Post Card, as described in MPEP 503.</p> <p><b><u>New Applications Under 35 U.S.C. 111</u></b>  If a new application is being filed and the application includes the necessary components for a filing date (see 37 CFR 1.53(b)-(d) and MPEP 506), a Filing Receipt (37 CFR 1.54) will be issued in due course and the date shown on this Acknowledgement Receipt will establish the filing date of the application.</p> <p><b><u>National Stage of an International Application under 35 U.S.C. 371</u></b>  If a timely submission to enter the national stage of an international application is compliant with the conditions of 35 U.S.C. 371 and other applicable requirements a Form PCT/DO/EO/903 indicating acceptance of the application as a national stage submission under 35 U.S.C. 371 will be issued in addition to the Filing Receipt, in due course.</p> <p><b><u>New International Application Filed with the USPTO as a Receiving Office</u></b>  If a new international application is being filed and the international application includes the necessary components for an international filing date (see PCT Article 11 and MPEP 1810), a Notification of the International Application Number and of the International Filing Date (Form PCT/RO/105) will be issued in due course, subject to prescriptions concerning national security, and the date shown on this Acknowledgement Receipt will establish the international filing date of the application.</p>					

Under the Paperwork Reduction Act of 1995, no persons are required to respond to a collection of information unless it displays a valid OMB control number.

PATENT APPLICATION FEE DETERMINATION RECORD Substitute for Form PTO-875					Application or Docket Number <b>11/686,993</b>	
<b>APPLICATION AS FILED – PART I</b>						
(Column 1)		(Column 2)		SMALL ENTITY		OR
OTHER THAN SMALL ENTITY						
FOR	NUMBER FILED	NUMBER EXTRA	RATE (\$)	FEE (\$)	RATE (\$)	FEE (\$)
BASIC FEE (37 CFR 1.18(a), (b), or (c))				75		300
SEARCH FEE (37 CFR 1.18(k), (l), or (m))				250		500
EXAMINATION FEE (37 CFR 1.18(o), (p), or (q))				100		200
TOTAL CLAIMS (37 CFR 1.18(j))	18	minus 20 = 0	X\$ 25	0	X\$50	
INDEPENDENT CLAIMS (37 CFR 1.18(h))	2	minus 3 = 0	X\$100	0	X\$200	
APPLICATION SIZE FEE (37 CFR 1.18(e))	If the specification and drawings exceed 100 sheets of paper, the application size fee due is \$250 (\$125 for small entity) for each additional 50 sheets or fraction thereof. See 35 U.S.C. 41(a)(1)(G) and 37 CFR					
MULTIPLE DEPENDENT CLAIM PRESENT (37 CFR 1.16(j))			180		360	
			TOTAL	425	TOTAL	
* If the difference in column 1 is less than zero, enter "0" in column 2.						
<b>APPLICATION AS AMENDED – PART II</b>						
(Column 1)		(Column 2)		(Column 3)		SMALL ENTITY
OTHER THAN SMALL ENTITY						
AMENDMENT A	CLAIMS REMAINING AFTER AMENDMENT	HIGHEST NUMBER PREVIOUSLY PAID FOR	PRESENT EXTRA	RATE (\$)	ADDITIONAL FEE (\$)	RATE (\$)
4-2007						
Total (37 CFR 1.18(j))	20	Minus ** 20	= 0	X =		X =
Independent (37 CFR 1.18(h))	4	Minus *** 3	= 1	X 100 =	100	X =
Application Size Fee (37 CFR 1.16(e))						
FIRST PRESENTATION OF MULTIPLE DEPENDENT CLAIM (37 CFR 1.16(j))				180		360
				TOTAL ADD'T FEE	1000	TOTAL ADD'T FEE
(Column 1)		(Column 2)		(Column 3)		SMALL ENTITY
OTHER THAN SMALL ENTITY						
AMENDMENT B	CLAIMS REMAINING AFTER AMENDMENT	HIGHEST NUMBER PREVIOUSLY PAID FOR	PRESENT EXTRA	RATE (\$)	ADDITIONAL FEE (\$)	RATE (\$)
Total (37 CFR 1.18(j))		Minus **	=	X =		X =
Independent (37 CFR 1.18(h))		Minus ***	=	X =		X =
Application Size Fee (37 CFR 1.16(e))						
FIRST PRESENTATION OF MULTIPLE DEPENDENT CLAIM (37 CFR 1.16(j))				N/A		N/A
				TOTAL ADD'T FEE		TOTAL ADD'T FEE
<p>* If the entry in column 1 is less than the entry in column 2, write "0" in column 3.</p> <p>** If the "Highest Number Previously Paid For" IN THIS SPACE is less than 20, enter "20".</p> <p>*** If the "Highest Number Previously Paid For" IN THIS SPACE is less than 3, enter "3".</p> <p>The "Highest Number Previously Paid For" (Total or Independent) is the highest number found in the appropriate box in column 1.</p>						

This collection of information is required by 37 CFR 1.16. The information is required to obtain or retain a benefit by the public which is to file (and by the USPTO to process) an application. Confidentiality is governed by 35 U.S.C. 122 and 37 CFR 1.14. This collection is estimated to take 12 minutes to complete, including gathering, preparing, and submitting the completed application form to the USPTO. Time will vary depending upon the individual case. Any comments on the amount of time you require to complete this form and/or suggestions for reducing this burden, should be sent to the Chief Information Officer, U.S. Patent and Trademark Office, U.S. Department of Commerce, P.O. Box 1450, Alexandria, VA 22313-1450. DO NOT SEND FEES OR COMPLETED FORMS TO THIS ADDRESS. SEND TO: Commissioner for Patents, P.O. Box 1450, Alexandria, VA 22313-1450.

If you need assistance in completing the form, call 1-800-PTO-9199 and select option 2.



UNITED STATES PATENT AND TRADEMARK OFFICE

Commissioner for Patents  
United States Patent and Trademark Office  
P.O. Box 1450  
Alexandria, VA 22313-1450  
[www.uspto.gov](http://www.uspto.gov)

Ishman Law Firm P.C.  
P.O BOX 1245  
Cary NC 27512-1245

**COPY MAILED**

JUN 20 2007

**OFFICE OF PETITIONS**

In re Application of  
Charles G. Shamoon et al.  
Application No. 11/686,993  
Filed: March 16, 2007  
Attorney Docket No. 8006-06-07

DECISION ON PETITION  
TO MAKE SPECIAL UNDER  
37 CFR 1.102(c)(1)

This is a decision on the petition under 37 CFR 1.102(c)(1), filed April 20, 2007, to make the above-identified application special based on applicant's age as set forth in M.P.E.P. § 708.02, Section IV.

The petition is **GRANTED**.

A grantable petition to make an application special under 37 CFR 1.102(c)(1) and MPEP § 708.02, Section IV: Applicant's Age must be accompanied by evidence showing that at least one of the applicants is 65 years of age, or more, such as a birth certificate or a statement by applicant. No fee is required

The instant petition includes statement from the applicant Franklin Eugene Neal declaring that he is 65 years of age or older. Accordingly, the above-identified application has been accorded "special" status.

Telephone inquiries concerning this decision should be directed to Terri Williams at 571-272-2991.

All other inquiries concerning either the examination or status of the application should be directed to the Technology Center.

The application is being forwarded to the Technology Center Art Unit 2614 for action on the merits commensurate with this decision.

*T. Williams*

Terri Williams  
Petitions Examiner  
Office of Petitions



# UNITED STATES PATENT AND TRADEMARK OFFICE

UNITED STATES DEPARTMENT OF COMMERCE  
United States Patent and Trademark Office  
Address: COMMISSIONER FOR PATENTS  
P.O. Box 1450  
Alexandria, Virginia 22313-1450  
[www.uspto.gov](http://www.uspto.gov)

APPLICATION NUMBER	FILING OR 371(c) DATE	FIRST NAMED APPLICANT	ATTY. DOCKET NO./TITLE
11/686,993	03/16/2007	Charles G. SHAMOON	8006-06-07

**CONFIRMATION NO. 7384**

23983  
Ishman Law Firm P.C.  
P.O BOX 1245  
Cary, NC27512-1245

**Title:** UBIQUITOUS CONNECTIVITY AND CONTROL SYSTEM FOR REMOTE LOCATIONS

**Publication No.** US-2007-0167179-A1

**Publication Date:** 07/19/2007

## NOTICE OF PUBLICATION OF APPLICATION

The above-identified application will be electronically published as a patent application publication pursuant to 37 CFR 1.211, et seq. The patent application publication number and publication date are set forth above.

The publication may be accessed through the USPTO's publicly available Searchable Databases via the Internet at [www.uspto.gov](http://www.uspto.gov). The direct link to access the publication is currently <http://www.uspto.gov/patft/>.

The publication process established by the Office does not provide for mailing a copy of the publication to applicant. A copy of the publication may be obtained from the Office upon payment of the appropriate fee set forth in 37 CFR 1.19(a)(1). Orders for copies of patent application publications are handled by the USPTO's Office of Public Records. The Office of Public Records can be reached by telephone at (703) 308-9726 or (800) 972-6382, by facsimile at (703) 305-8759, by mail addressed to the United States Patent and Trademark Office, Office of Public Records, Alexandria, VA 22313-1450 or via the Internet.

In addition, information on the status of the application, including the mailing date of Office actions and the dates of receipt of correspondence filed in the Office, may also be accessed via the Internet through the Patent Electronic Business Center at [www.uspto.gov](http://www.uspto.gov) using the public side of the Patent Application Information and Retrieval (PAIR) system. The direct link to access this status information is currently <http://pair.uspto.gov/>. Prior to publication, such status information is confidential and may only be obtained by applicant using the private side of PAIR.

Further assistance in electronically accessing the publication, or about PAIR, is available by calling the Patent Electronic Business Center at 1-866-217-9197.

---

Pre-Grant Publication Division, 703-605-4283





# UNITED STATES PATENT AND TRADEMARK OFFICE

UNITED STATES DEPARTMENT OF COMMERCE  
United States Patent and Trademark Office  
Address: COMMISSIONER FOR PATENTS  
P.O. Box 1450  
Alexandria, Virginia 22313-1450  
www.uspto.gov

APPLICATION NO.	FILING DATE	FIRST NAMED INVENTOR	ATTORNEY DOCKET NO.	CONFIRMATION NO.
11/686,993	03/16/2007	Charles G. SHAMOON	8006-06-07	7384
23983 7590 02/02/2010 Ishman Law Firm P.C. P.O BOX 1297 Holly Springs, NC 27540-1297			EXAMINER ZHANG, XIANG	
			ART UNIT 2617	PAPER NUMBER
			MAIL DATE 02/02/2010	DELIVERY MODE PAPER

**Please find below and/or attached an Office communication concerning this application or proceeding.**

The time period for reply, if any, is set in the attached communication.

<b>Office Action Summary</b>	<b>Application No.</b>	<b>Applicant(s)</b>	
	11/686,993	SHAMOON ET AL.	
	<b>Examiner</b>	<b>Art Unit</b>	
	XIANG ZHANG	2617	

**-- The MAILING DATE of this communication appears on the cover sheet with the correspondence address --**

**Period for Reply**

A SHORTENED STATUTORY PERIOD FOR REPLY IS SET TO EXPIRE 3 MONTH(S) OR THIRTY (30) DAYS, WHICHEVER IS LONGER, FROM THE MAILING DATE OF THIS COMMUNICATION.

- Extensions of time may be available under the provisions of 37 CFR 1.136(a). In no event, however, may a reply be timely filed after SIX (6) MONTHS from the mailing date of this communication.
- If NO period for reply is specified above, the maximum statutory period will apply and will expire SIX (6) MONTHS from the mailing date of this communication.
- Failure to reply within the set or extended period for reply will, by statute, cause the application to become ABANDONED (35 U.S.C. § 133). Any reply received by the Office later than three months after the mailing date of this communication, even if timely filed, may reduce any earned patent term adjustment. See 37 CFR 1.704(b).

**Status**

1) ☒ Responsive to communication(s) filed on 16 March 2007.

2a) ☐ This action is **FINAL**.                      2b) ☒ This action is non-final.

3) ☐ Since this application is in condition for allowance except for formal matters, prosecution as to the merits is closed in accordance with the practice under *Ex parte Quayle*, 1935 C.D. 11, 453 O.G. 213.

**Disposition of Claims**

4) ☒ Claim(s) 1-20 is/are pending in the application.

4a) Of the above claim(s) \_\_\_\_\_ is/are withdrawn from consideration.

5) ☐ Claim(s) \_\_\_\_\_ is/are allowed.

6) ☒ Claim(s) 1-20 is/are rejected.

7) ☐ Claim(s) \_\_\_\_\_ is/are objected to.

8) ☐ Claim(s) \_\_\_\_\_ are subject to restriction and/or election requirement.

**Application Papers**

9) ☐ The specification is objected to by the Examiner.

10) ☒ The drawing(s) filed on 16 March 2007 is/are: a) ☒ accepted or b) ☐ objected to by the Examiner.

Applicant may not request that any objection to the drawing(s) be held in abeyance. See 37 CFR 1.85(a).

Replacement drawing sheet(s) including the correction is required if the drawing(s) is objected to. See 37 CFR 1.121(d).

11) ☐ The oath or declaration is objected to by the Examiner. Note the attached Office Action or form PTO-152.

**Priority under 35 U.S.C. § 119**

12) ☐ Acknowledgment is made of a claim for foreign priority under 35 U.S.C. § 119(a)-(d) or (f).

a) ☐ All    b) ☐ Some \* c) ☐ None of:

1. ☐ Certified copies of the priority documents have been received.

2. ☐ Certified copies of the priority documents have been received in Application No. \_\_\_\_\_.

3. ☐ Copies of the certified copies of the priority documents have been received in this National Stage application from the International Bureau (PCT Rule 17.2(a)).

\* See the attached detailed Office action for a list of the certified copies not received.

**Attachment(s)**

1) <input checked="" type="checkbox"/> Notice of References Cited (PTO-892) 2) <input type="checkbox"/> Notice of Draftsperson's Patent Drawing Review (PTO-948) 3) <input checked="" type="checkbox"/> Information Disclosure Statement(s) (PTO/SB/08) Paper No(s)/Mail Date _____.	4) <input type="checkbox"/> Interview Summary (PTO-413) Paper No(s)/Mail Date. _____. 5) <input type="checkbox"/> Notice of Informal Patent Application 6) <input type="checkbox"/> Other: _____.
---	--

## DETAILED ACTION

### *Claim Rejections - 35 USC § 103*

1. The following is a quotation of 35 U.S.C. 103(a) which forms the basis for all obviousness rejections set forth in this Office action:

(a) A patent may not be obtained though the invention is not identically disclosed or described as set forth in section 102 of this title, if the differences between the subject matter sought to be patented and the prior art are such that the subject matter as a whole would have been obvious at the time the invention was made to a person having ordinary skill in the art to which said subject matter pertains. Patentability shall not be negated by the manner in which the invention was made.

2. Claim 1, 3, 4, 7-10, 12, 13, 15, 16, and 18-20 are rejected under 35 U.S.C. 103(a) as being unpatentable over Shamoon (US PGPub 2003/0034897 A1) in view of Heinonen (US Pat 7031663 B2) and further in view of Kim (US PGPub 2004/0092282 A1).

Regarding claims 1 and 19, Shamoon discloses a ubiquitous connectivity and communications system for controlling operation of an environmental condition in a structure ([0024], also see Fig. 1), comprising: a device for controlling the environmental condition in the structure ([0018]); means operatively associated with said base unit and operatively connected with said device for effecting said revised status for said device ([0045], lines 1-5, also see [0047], lines 1-5 wherein the user is enabled to reconfigure/enter the temperature condition revised status for said device.

However, Shamoon lacks the teachings of a base unit a base unit in said structure and operatively interfaced with said device to control the operation thereof; a remote device adapted to send and receive short message service messages (col. 6, lines 67 -> col. 7, lines 1-9); wireless connectivity means providing an on-demand, private and direct communications interface from said remote device and enabling instant wireless connectivity with said base unit (col.

3, lines 46-58); means for providing an indication of current status of said device to said base unit; means for transmitting said indication of current status through said connectivity means from the base unit to said remote device as a first SMS message (col. 7, lines 10-20); display means at said remote device for indicating said current status of said device ([0021]); input means at said remote device for prescribing an indication of revised status for said device as a second SMS message, wherein the second SMS message includes information associated with the remote device; means for transmitting said second SMS message including information associated with the remote device and the indication of revised status through said connectivity means to said base unit

In the same field of endeavor, Heinonen discloses a base unit in said structure and operatively interfaced with said device to control the operation thereof; a remote device adapted to send and receive short message service messages; wireless connectivity means providing an on-demand, private and direct communications interface from said remote device and enabling instant wireless connectivity with said base unit; means for providing an indication of current status of said device to said base unit; means for transmitting said indication of current status through said connectivity means from the base unit to said remote device as a first SMS message; display means at said remote device for indicating said current status of said device; input means at said remote device for prescribing an indication of revised status for said device as a second SMS message, wherein the second SMS message includes information associated with the remote device; means for transmitting said second SMS message including information associated with the remote device and the indication of revised status through said connectivity means to said base unit.

However, Shamoon and Heinonen still fails to teach input means at said remote device for prescribing an indication of revised status for said device as a

second SMS message, wherein the second SMS message includes information associated with the remote device; wherein the base unit is adapted to authenticate the second SMS message using the information associated with the remote device; means operatively associated with said base unit and operatively connected with said device for effecting said revised status for said device.

In the same field of endeavor, Kim teaches input means ([0012], lines 1-5 and [0024] wherein the input means/user terminal 7 prescribes an indication of adequate status to be set device) at said remote device for prescribing an indication of revised status for said device ([0013]); the server is adapted to authenticate the SMS message using the information associated with the remote device ([0012], lines 5-12); means operatively associated with said base unit and operatively connected with said device for effecting said revised status for said device ([0014]).

One of ordinary skill in the art at the time of the invention would have recognized to implement the teachings of input means at said remote device for prescribing an indication of adequate status to be set device) at said remote device for prescribing an indication of revised status for said device the server is adapted to authenticate the SMS message using the information associated with the remote device means operatively associated with said base unit and operatively connected with said device for effecting said revised status for said device as taught by Shamoon and Heinonen which extends the range of the access control while maintaining the convenience of using existing cellular infrastructure with the timely SMS alert in order to establish the intrusion of the third party.

Regarding claims 3 and 15, Shamoon in view of Heinonen and further in view of Kim teaches all the limitations as applied to claims 1 and 12. In addition, Heinonen further teaches the system wherein said base unit is a microcontroller-

based processing unit having customizable application specific software (col. 4, lines 40-44, also see col. 8, lines 14-33 wherein the BSC features the microcontroller-based processing unit having customizable application specific software).

Regarding claims 4 and 18, Shamoon in view of Heinonen teaches all the limitations as applied to claims 1 and 12. In addition, Heinonen further teaches the system wherein said remote device is a cellular telephone handset with custom programmability means (col. 7, lines 13-24).

Regarding claim 7, Shamoon in view of Heinonen and further in view of Kim teaches all the limitations as applied to claim 1. In addition, Heinonen further teaches the system wherein said connectivity means includes a transmitting and receiving module in said base unit and a transmitting and receiving unit in said remote device operatively communicating with each other over a cellular telephone network (col. 7, lines 35-49).

Regarding claim 8, Shamoon in view of Heinonen and further in view of Kim teaches all the limitations as applied to claim 1. In addition, Heinonen teaches the system wherein said means for providing an indication of current status to said base unit and said means for transmitting said indication of current status is a short message service carried along a cellular telephone network (col. 6, lines 67 -> col. 7, lines 1-9).

Regarding claim 9, Shamoon further teaches the system recited in claim 1 wherein said display means is a liquid crystal display module ([0042]).

Regarding claim 10, Shamoon further teaches the system as recited in claim 9 wherein said liquid crystal module includes selectable graphic icons corresponding to environmental conditions being monitored or controlled ([0032]).

Regarding claim 12 and 20, Shamoon discloses a system with ubiquitous connectivity and communication system for controlling operation of an environmental condition associated with a structure, comprising: a device adapted to control the environmental condition associated with the structure ([0018]), send an indication of current status ([0018], lines 1-6), and receive an indication of revised status ([0045], [0047]) wherein the user is enabled to reconfigure/enter the temperature condition revised status for said device); notify an authorized user of said remote device of receipt of an indication of current status ([0018], also see [0034] wherein the security system requires the user to be authorized before the receipt of an indication of current status can be notified to the user to prevent the trespassed party for entering the premise).

However, Shamoon lacks the teachings of a wireless remote device adapted to: receive a first short message service via a wireless connection including the indication of the current status of the device; and send a second SMS message via the wireless connection including the indication of revised status and information associated with the wireless remote device; and a wireless base unit associated with the structure adapted to: receive the indication of current status from the device; transmit the indication of current status via a wireless connection to the wireless remote device as the first SMS message; receive the indication of revised status including the information associated with the wireless remote device via the wireless connection from the wireless remote device as the second SMS message; receive the indication revised status including the information associated with the wireless remote device via the wireless connection from the wireless remote as the second SMS message.

In the same field of endeavor, Heinonen discloses a system wherein a wireless remote device is adapted to: receive a first short message service via a wireless connection including the indication of the current status of the device

(col. 6, line 67 -> col. 7, lines 1-9); and a wireless base unit associated with the structure (col. 3, lines 46-58) adapted to: receive the indication of current status from the device (col. 6, line 67 -> col. 7, lines 1-9); transmit the indication of current status via a wireless connection to the wireless remote device as the first SMS message (col. 3, lines 46-58); receive the indication of revised status including the information associated with the wireless remote device via the wireless connection from the wireless remote device as the second SMS message (col. 3, lines 46-58 wherein the response/revised status including the information associated with the wireless remote device/measurement data is included in the responding personal message to the user's mobile station).

One of ordinary skill in the art at the time of the invention would have recognized to modify the teachings of receive a first short message service via a wireless connection including the indication of the current status of the device; and send a second SMS message via the wireless connection including the indication of revised status and information associated with the wireless remote device; and a wireless base unit associated with the structure adapted to: receive the indication of current status from the device; transmit the indication of current status via a wireless connection to the wireless remote device as the first SMS message; receive the indication of revised status including the information associated with the wireless remote device via the wireless connection from the wireless remote device as the second SMS message; receive the indication of revised status including the information associated with the wireless remote device via the wireless connection from the wireless remote as the second SMS message; authenticate the second SMS message using the information associated with the wireless remote device; and send the indication of revised status to the device to control operation of the device as taught by Heinonen in order to incorporate the cellular network remote access control and SMS



messaging scheme.

However, Heinonen still lacks the teaching of authenticate the second SMS message using the information associated with the wireless remote device; and send the indication of revised status to the device to control operation of the device.

In the same field of endeavor, Kim discloses the system of authenticating the second SMS message using the information associated with the wireless remote device; and send the indication of revised status to the device to control operation of the device ([0012], lines 5-12).

One of ordinary skill in the art at the time of the invention would have recognized to adapt the teachings of authenticate the second SMS message using the information associated with the wireless remote device; and send the indication of revised status to the device to control operation of the device as taught by Kim in order to establish comprehensive access control mechanism with enhanced security and to prevent the intrusion of the third party from the premise.

Regarding claim 13, Shamoon in view of Heinonen teaches all the limitations as applied to claim 1. In addition, Heinonen teaches the system wherein Heinonen further teaches the system connection further comprises a first wireless connection interfacing with the wireless base unit, a second wireless connection interfacing with the wireless remote device (col. 2, lines 60-67 -> col. 3, lines 1-6), and a non-wireless connection interfacing between the first wireless connection and the second wireless connection (col. 9, lines 60-67, also see Fig. 4).

Regarding claim 16, Shamoon in view of Heinonen and further in view of Kim teaches all the limitations as applied to claim 1. Heinonen further teaches the system wherein the wireless remote device further comprises a cellular

telephone handset (col. 8, lines 14-19).

Claims 2 and 14 are rejected under 35 U.S.C 103(a) as being unpatentable over Shamoon (US PGPub 2003/0034897 A1) in view of Heinonen (US Pat 7031663 B2) and further in view Kim (US PGPub 2004/0092282 A1) of Ljunggren (US PGPub 2004/0260406 A1).

Regarding claims 2 and 14, Shamoon in view of Heinonen and further in view of Kim teaches the system discussed in claims 1 and 12. However, the combination of Heinonen and Kim lacks the teaching of the system wherein said device for controlling the environmental condition includes electronic and electromechanical switching means interfaced with said device for controlling the environmental condition.

In the same field of endeavor, Ljunggren discloses the system wherein said device for controlling the environmental condition includes electronic and electromechanical switching means interfaced with said device for controlling the environmental condition ([0034], [0035]).

It would have been obvious for one having ordinary skill in the art at the time of the invention to implement the teachings of the system wherein said device includes electronic and electromechanical switching means interfaced with said device for controlling the environmental condition as taught by Ljunggren in order to establish efficient relay functionality to execute the remote control and access.

Claim 5 is rejected under 35 U.S.C 103(a) as being unpatentable over Shamoon (US PGPub 2003/0034897 A1) in view of Heinonen (US Pat 7031663 B2) and further in view Kim (US PGPub 2004/0092282 A1) and further in view of Cocciadiferro (US Pat 7610113 B2).

Regarding claim 5, Shamoon in view of Heinonen and further in view of Kim teaches the system discussed in claim 4. However, the combination of

Shamoon, Heinonen and Kim lacks the teaching of the system wherein said custom programmability means is a JAVA programming kernel.

In the same field of endeavor, Cocciadifferro teaches the system wherein said custom programmability means is JAVA programming kernel (col. 15, lines 66-67 -> col. 16, lines 1-5).

It would have been obvious for one having ordinary skill in the art at the time of the invention to adapt the teaching of the system wherein said custom programmability means is JAVA programming kernel as taught by Cocciadifferro in order to utilize the ubiquitous JAVA application environment and use it to optimize the control access system software configuration.

Claims 6 and 17 are rejected under 35 U.S.C 103(a) as being unpatentable over Shamoon (US PGPub 2003/0034897 A1) in view Heinonen (US Pat 7031663 B2) and further in view of Kim (US PGPub 2004/0092282 A1) and further in view of Ahya (US PGPub 2005/0259618 A1).

Regarding claim 6, Shamoon in view of Heinonen and further in view of Kim teaches the system discussed in claim 4. However, the combination of Shamoon, Heinonen and Kim lacks the teaching of system wherein said custom programmability means is a J2ME programming kernel.

In the same field of endeavor, Ahya teaches the system wherein said custom programmability means is a J2ME programming kernel ([0029]).

It would have been obvious for one having ordinary skill in the art at the time of the invention to adapt the teaching of the system of system wherein said custom programmability means is a J2ME programming kernel as taught by Ahya in order to adaptively implement the remote access control on the cellular or other consumer electronic apparatus.

Claim 11 is rejected under 35 U.S.C 103(a) as being unpatentable over

Shamoon (US PGPub 2003/0034897 A1) in view of Heinonen (US Pat 7031663 B2) and further in view Kim (US PGPub 2004/0092282 A1) and further in view of a well known art.

Regarding claim 11, Shamoon in view of Heinonen and further in view of Kim teaches the system discussed in claim 8. However, the combination of Shamoon, Heinonen and Kim lack the teaching of the system including means operative between said remote devices using said SMS for selectively disabling transmission thereto.

The examiner takes official notice that the system including means operative between said remote devices using said SMS for selectively disabling transmission thereto because the system disclosed by the combination of Shamoon, Heinonen and Kim with the controller on the wireless device in conjunction to the BSC is configured to be necessitated in transmitting or suspend/disable the transmission according to the feasible response with respect to the current environmental condition and status.

### ***Conclusion***

Any inquiry concerning this communication or earlier communications from the examiner should be directed to XIANG ZHANG whose telephone number is (571)270-7693. The examiner can normally be reached on Monday-Thursday, 8AM-4PM.

If attempts to reach the examiner by telephone are unsuccessful, the examiner's supervisor, Charles Appiah can be reached on (571)272-7904. The fax phone number for the organization where this application or proceeding is assigned is 571-273-8300.

Information regarding the status of an application may be obtained from

the Patent Application Information Retrieval (PAIR) system. Status information for published applications may be obtained from either Private PAIR or Public PAIR. Status information for unpublished applications is available through Private PAIR only. For more information about the PAIR system, see <http://pair-direct.uspto.gov>. Should you have questions on access to the Private PAIR system, contact the Electronic Business Center (EBC) at 866-217-9197 (toll-free).

If you would like assistance from a USPTO Customer Service Representative or access to the automated information system, call 800-786-9199 (IN USA OR CANADA) or 571-272-1000.

/XIANG ZHANG/  
Patent Examiner, Art Unit 2617

/Charles N. Appiah/  
Supervisory Patent Examiner, Art Unit 2617

<b>Notice of References Cited</b>	Application/Control No. 11/686,993		Applicant(s)/Patent Under Reexamination SHAMOON ET AL.	
	Examiner XIANG ZHANG		Art Unit 2617	Page 1 of 1

**U.S. PATENT DOCUMENTS**

*		Document Number Country Code-Number-Kind Code	Date MM-YYYY	Name	Classification
*	A	US-2003/0034897 A1	02-2003	Shamoon et al.	340/825.72
*	B	US-2004/0260406 A1	12-2004	Ljunggren et al.	700/009
*	C	US-2005/0259618 A1	11-2005	Ahya et al.	370/331
*	D	US-7,031,663 B2	04-2006	Heinonen et al.	455/67.11
*	E	US-7,610,113 B2	10-2009	Cocciadiferro et al.	700/108
*	F	US-2004/0092282 A1	05-2004	Kim et al.	455/522
	G	US-			
	H	US-			
	I	US-			
	J	US-			
	K	US-			
	L	US-			
	M	US-			

**FOREIGN PATENT DOCUMENTS**

*		Document Number Country Code-Number-Kind Code	Date MM-YYYY	Country	Name	Classification
	N					
	O					
	P					
	Q					
	R					
	S					
	T					

**NON-PATENT DOCUMENTS**

*		Include as applicable: Author, Title Date, Publisher, Edition or Volume, Pertinent Pages)
	U	
	V	
	W	
	X	

\*A copy of this reference is not being furnished with this Office action. (See MPEP § 707.05(a).)  
Dates in MM-YYYY format are publication dates. Classifications may be US or foreign.

<b><i>Index of Claims</i></b>  	<b>Application/Control No.</b>  11686993	<b>Applicant(s)/Patent Under Reexamination</b>  SHAMOON ET AL.
	<b>Examiner</b>  XIANG ZHANG	<b>Art Unit</b>  2617

✓	<b>Rejected</b>	-	<b>Cancelled</b>	N	<b>Non-Elected</b>	A	<b>Appeal</b>
=	<b>Allowed</b>	÷	<b>Restricted</b>	I	<b>Interference</b>	O	<b>Objected</b>

<input type="checkbox"/> Claims renumbered in the same order as presented by applicant <input type="checkbox"/> CPA <input type="checkbox"/> T.D. <input type="checkbox"/> R.1.47										
CLAIM		DATE								
Final	Original	01/24/2010								
	1	✓								
	2	✓								
	3	✓								
	4	✓								
	5	✓								
	6	✓								
	7	✓								
	8	✓								
	9	✓								
	10	✓								
	11	✓								
	12	✓								
	13	✓								
	14	✓								
	15	✓								
	16	✓								
	17	✓								
	18	✓								
	19	✓								
	20	✓								

## EAST Search History

## EAST Search History (Prior Art)

Ref #	Hits	Search Query	DBs	Default Operator	Plurals	Time Stamp
S342	5186	(455/418.ccls. or 455/414.ccls. or 455/420.ccls. or 455/123.ccls. or 455/151.1.ccls. or 455/230.ccls. or 455/352.ccls.) or (709/208.ccls. or 709/124.3.ccls. or 709/244.ccls.)	US-PGPUB; USPAT; EPO; JPO; DERWENT	ADJ	ON	2010/01/22 19:49
S343	1533	S342 and (709/219.ccls. or 709/208.ccls. or 709/229.ccls. or 709/243.ccls. or 709/244.ccls. or 455/3.03.ccls. or 455/456.6.ccls. or 455/92.ccls. or 455/352.ccls.) and @ad<"20041118"	US-PGPUB; USPAT; EPO; JPO; DERWENT	ADJ	ON	2010/01/22 19:51
S344	0	S343 and ((remote near3 control) same (modif\$6 or adjust\$5 or alter\$5) same (authenticat\$5 or verif\$5) same ("SMS" or short message system) same (remote near3 (device or unit or apparatus or phone or mobile)))	US-PGPUB; USPAT; EPO; JPO; DERWENT	ADJ	ON	2010/01/22 19:56
S345	0	S343 and ((remote near3 control) same (modif\$6 or adjust\$5 or alter\$5) same (authenticat\$5 or verif\$5) same (message or (status near3 information) or report\$5 or respon\$5) same (remote near3 (device or unit or apparatus or phone or mobile)))	US-PGPUB; USPAT; EPO; JPO; DERWENT	ADJ	ON	2010/01/22 19:57
S346	29	((remote near3 control) same (modif\$6 or adjust\$5 or alter\$5) same (authenticat\$5 or verif\$5) same (message or (status near3 information) or report\$5 or respon\$5) same (remote near3 (device or unit or apparatus or phone or mobile)))	US-PGPUB; USPAT; EPO; JPO; DERWENT	ADJ	ON	2010/01/22 19:57



S347	9	S346 and ("455".clas. or "709".clas. or "340".clas. or "709".clas.)	US-PGPUB; USPAT; EPO; JPO; DERWENT	ADJ	ON	2010/01/22 19:58
S348	0	S346 and ("455".clas. or "709".clas. or "340".clas. or "709".clas.) and (temparature or envioronment\$4)	US-PGPUB; USPAT; EPO; JPO; DERWENT	ADJ	ON	2010/01/22 19:59
S349	4	S346 and ("455".clas. or "709".clas. or "340".clas. or "709".clas.) and (temparature or environment\$4)	US-PGPUB; USPAT; EPO; JPO; DERWENT	ADJ	ON	2010/01/22 20:00
S350	0	S346 and (temparature)	US-PGPUB; USPAT; EPO; JPO; DERWENT	ADJ	ON	2010/01/22 20:02
S351	38244	((remote near3 control) same (modif\$6 or adjust \$5 or alter\$5 or revis\$5) same (authenticat\$5 or verif\$5 or confirm\$5) same (message or status or information) or (report \$5 or respon\$5) same (remote near3 (device or unit or apparatus or phone or mobile)))	US-PGPUB; USPAT; EPO; JPO; DERWENT	ADJ	ON	2010/01/22 20:03
S352	0	S351 and ("455".clas. or "709".clas. or "340".clas. or "709".clas.) and (temparature or envioronment\$4)	US-PGPUB; USPAT; EPO; JPO; DERWENT	ADJ	ON	2010/01/22 20:04
S353	0	S351 and (temparature or envioronment\$4)	US-PGPUB; USPAT; EPO; JPO; DERWENT	ADJ	ON	2010/01/22 20:04
S354	10141	S351 and ("455".clas. or "709".clas. or "340".clas. or "709".clas.)	US-PGPUB; USPAT; EPO; JPO; DERWENT	ADJ	ON	2010/01/22 20:04
S355	143	S351 and S343	US-PGPUB; USPAT; EPO; JPO; DERWENT	ADJ	ON	2010/01/22 20:05
S356	77	S355 and (temperature or environment\$5 or climate)	US-PGPUB; USPAT; EPO; JPO; DERWENT	ADJ	ON	2010/01/22 20:06
S357	37	S355 and (temperature)	US-PGPUB; USPAT; EPO; JPO; DERWENT	ADJ	ON	2010/01/22 20:07
S358	27	S355 and (temperature) and environment	US-PGPUB; USPAT; EPO; JPO; DERWENT	ADJ	ON	2010/01/22 20:07

S359	119	((remote near3 control) same (modif\$6 or adjust \$5 or alter\$5 or revis\$5) same (authenticat\$5 or verif\$5 or confirm\$5) same (message or status or information or report\$5 or respon\$5) same (remote near3 (device or unit or apparatus or phone or mobile)))	US-PGPUB; USPAT; EPO; JPO; DERWENT	ADJ	ON	2010/01/22 20:10
S360	0	S359 and S343	US-PGPUB; USPAT; EPO; JPO; DERWENT	ADJ	ON	2010/01/22 20:10
S361	301	((remote near3 control) same (modif\$6 or adjust \$5 or alter\$5 or revis\$5) same (authenticat\$5 or verif\$5 or confirm\$5 or log \$8 or validat\$5) same (message or status or information or report\$5 or respon\$5) same (remote near3 (device or unit or apparatus or phone or mobile)))	US-PGPUB; USPAT; EPO; JPO; DERWENT	ADJ	ON	2010/01/22 20:11
S362	1	S361 and S343	US-PGPUB; USPAT; EPO; JPO; DERWENT	ADJ	ON	2010/01/22 20:12
S363	169	S361 and (remote with control) and @ad< "20041118"	US-PGPUB; USPAT; EPO; JPO; DERWENT	ADJ	ON	2010/01/22 20:16
S364	56	S361 and ((temperature or environment) same2 (remote with control)) and @ad< "20041118"	US-PGPUB; USPAT; EPO; JPO; DERWENT	ADJ	ON	2010/01/22 20:17
S365	301	((remote near3 control) same (modif\$6 or adjust \$5 or alter\$5 or revis\$5) same (authenticat\$5 or verif\$5 or confirm\$5 or log \$8 or validat\$5) same (message or status or information or report\$5 or respon\$5) same (remote near3 (device or unit or apparatus or phone or mobile)))	US-PGPUB; USPAT; EPO; JPO; DERWENT	ADJ	ON	2010/01/22 21:26
S366	18	S365 and ((temperature or environment) same (remote with control) same (modif\$6 or adjust \$5 or alter\$5 or revis\$5) ) and @ad< "20041118"	US-PGPUB; USPAT; EPO; JPO; DERWENT	ADJ	ON	2010/01/22 21:26

S367	533	((remote near3 control) same (modif\$6 or adjust \$5 or alter\$5 or revis\$5) same (authenticat\$5 or verif\$5 or confirm\$5 or log \$8 or validat\$5) same (message or status or information or report\$5 or respon\$5) same ((device or unit or apparatus or phone or mobile)))	US-PGPUB; USPAT; EPO; JPO; DERWENT	ADJ	ON	2010/01/22 23:24
S368	1855	"1" and ((temperature or environment) same (remote with control) same (modif\$6 or adjust \$5 or alter\$5 or revis\$5) ) and @ad< "20041118"	US-PGPUB; USPAT; EPO; JPO; DERWENT	ADJ	ON	2010/01/22 23:25
S369	38	S367 and ((temperature or environment) same (remote with control) same (modif\$6 or adjust \$5 or alter\$5 or revis\$5) ) and @ad< "20041118"	US-PGPUB; USPAT; EPO; JPO; DERWENT	ADJ	ON	2010/01/22 23:25
S370	205	((remote near3 control) same (modif\$6 or adjust \$5 or alter\$5 or revis\$5) same (authenticat\$5 or verif\$5 or confirm\$5 or validat\$5) same (message or status or information or report\$5 or respon\$5) same ((device or unit or apparatus or phone or mobile)))	US-PGPUB; USPAT; EPO; JPO; DERWENT	ADJ	ON	2010/01/22 23:26
S371	26	S370 and ((temperature or environment) same (remote with control) same (modif\$6 or adjust \$5 or alter\$5 or revis\$5) ) and @ad< "20041118"	US-PGPUB; USPAT; EPO; JPO; DERWENT	ADJ	ON	2010/01/22 23:26
S372	2	"20050044225"	US-PGPUB; USPAT; EPO; JPO; DERWENT	ADJ	ON	2010/01/22 23:47
S373	6	S371 and "JAVA"	US-PGPUB; USPAT; EPO; JPO; DERWENT	ADJ	ON	2010/01/23 02:01
S374	5	S371 and "JAVA" and (BST or bts or base station)	US-PGPUB; USPAT; EPO; JPO; DERWENT	ADJ	ON	2010/01/23 02:02

S375	0	S370 and ((remote with control) same (modif\$6 or adjust\$5 or alter\$5 or revis\$5) ) and ("J2ME") and @ad< "20041118"	US-PGPUB; USPAT; EPO; JPO; DERWENT	ADJ	ON	2010/01/23 02:19
S376	0	S370 and ((remote with control)and (modif\$6 or adjust\$5 or alter\$5 or revis\$5) ) and ("J2ME") and @ad< "20041118"	US-PGPUB; USPAT; EPO; JPO; DERWENT	ADJ	ON	2010/01/23 02:19
S377	5159	((remote near3 control) same (modif\$6 or adjust\$5 or alter\$5 or revis\$5) same (message or status or information or report\$5 or respon\$5) same ((device or unit or apparatus or phone or mobile)))	US-PGPUB; USPAT; EPO; JPO; DERWENT	ADJ	ON	2010/01/23 02:20
S378	4	S377 and ((remote with control) same (modif\$6 or adjust\$5 or alter\$5 or revis\$5) ) and ("J2ME") and @ad< "20041118"	US-PGPUB; USPAT; EPO; JPO; DERWENT	ADJ	ON	2010/01/23 02:20
S379	0	((remote\$4 near2 control). ab. or (remote\$4 near2 control).ti.) and (modif\$6 or adjust\$5 or alter\$5 or revis\$5) and (status or condition) and ((device or unit or apparatus or phone or mobile)) and ((SMS or short messag\$4 system) near3 (suspens\$6 or disabl\$5 or stop\$5)) and @ad< "20041118"	US-PGPUB; USPAT; EPO; JPO; DERWENT	ADJ	ON	2010/01/23 02:48
S380	7	(remote\$4 near2 control) and (modif\$6 or adjust\$5 or alter\$5 or revis\$5) and (status or condition) and ((device or unit or apparatus or phone or mobile)) and ((SMS or short messag\$4 system) near3 (suspens\$6 or disabl\$5 or stop\$5)) and @ad< "20041118"	US-PGPUB; USPAT; EPO; JPO; DERWENT	ADJ	ON	2010/01/23 02:49

S381	7	(remote\$4 near2 control) and (modif\$6 or adjust\$5 or alter\$5 or revis\$5) and (status or condition) and ((device or unit or apparatus or phone or mobile)) and (("SMS" or short messag\$4 system) near3 (suspen\$6 or disabl\$5 or stop\$5)) and @ad<"20041118"	US-PGPUB; USPAT; EPO; JPO; DERWENT	ADJ	ON	2010/01/23 02:51
S382	30	(remote\$4 near2 control) and (modif\$6 or adjust\$5 or alter\$5 or revis\$5) and (status or condition) and ((device or unit or apparatus or phone or mobile)) and (("SMS" or short messag\$4 system) with (suspen\$6 or disabl\$5 or stop\$5)) and @ad<"20041118"	US-PGPUB; USPAT; EPO; JPO; DERWENT	ADJ	ON	2010/01/23 02:51
S383	3	(modif\$6 or adjust\$5 or alter\$5 or revis\$5) and (status or condition) and ((device or unit or apparatus or phone or mobile)) and (((("SMS" or short messag\$4 system) with (suspen\$6 or disabl\$5 or stop\$5)) same2 (remote\$4 near2 control))) and @ad<"20041118"	US-PGPUB; USPAT; EPO; JPO; DERWENT	ADJ	ON	2010/01/23 02:52

1/ 24/ 2010 2:26:46 AM

C:\ Documents and Settings\ xzhang\ My Documents\ e-Red Folder\ 11686993\ 11686993.wsp



## UNITED STATES PATENT AND TRADEMARK OFFICE

UNITED STATES DEPARTMENT OF COMMERCE  
 United States Patent and Trademark Office  
 Address: COMMISSIONER FOR PATENTS  
 P.O. Box 1450  
 Alexandria, Virginia 22313-1450  
 www.uspto.gov

## BIB DATA SHEET

CONFIRMATION NO. 7384

SERIAL NUMBER	FILING or 371(c) DATE	CLASS	GROUP ART UNIT	ATTORNEY DOCKET NO.		
11/686,993	03/16/2007	379	2617	8006-06-07		
<b>APPLICANTS</b> Charles G. SHAMOON, Little Elm, TX; Deborah H. SHAMOON, Little Elm, TX; Franklin Eugene NEAL, Ashland, KY; Michael FEHNEL, Fuquay-Varina, NC;						
<b>** CONTINUING DATA *****</b> This application is a DIV of 11/163,372 10/17/2005 PAT 7,257,397 which is a DIV of 11/160,006 06/06/2005 PAT 6,990,335 which claims benefit of 60/522,887 11/18/2004						
<b>** FOREIGN APPLICATIONS *****</b>						
<b>** IF REQUIRED, FOREIGN FILING LICENSE GRANTED *** SMALL ENTITY **</b> 04/02/2007						
Foreign Priority claimed <input type="checkbox"/> Yes <input checked="" type="checkbox"/> No 35 USC 119(a-d) conditions met <input type="checkbox"/> Yes <input checked="" type="checkbox"/> No Verified and /EDWARD ZHANG/ Acknowledged Examiner's Signature		<input type="checkbox"/> Met after Allowance Initials	<b>STATE OR COUNTRY</b> TX	<b>SHEETS DRAWINGS</b> 4	<b>TOTAL CLAIMS</b> 18	<b>INDEPENDENT CLAIMS</b> 2
<b>ADDRESS</b> Ishman Law Firm P.C. P.O BOX 1297 Holly Springs, NC 27540-1297 UNITED STATES						
<b>TITLE</b> UBIQUITOUS CONNECTIVITY AND CONTROL SYSTEM FOR REMOTE LOCATIONS						
<b>FILING FEE RECEIVED</b> 525	FEES: Authority has been given in Paper No. _____ to charge/credit DEPOSIT ACCOUNT No. _____ for following:			<input type="checkbox"/> All Fees <input type="checkbox"/> 1.16 Fees (Filing) <input type="checkbox"/> 1.17 Fees (Processing Ext. of time) <input type="checkbox"/> 1.18 Fees (Issue) <input type="checkbox"/> Other _____ <input type="checkbox"/> Credit		

Receipt date: 04/20/2007

11686993 GAU: 2617

Approved for use through 07/31/2006. OMB 0651-0031

U.S. Patent and Trademark Office; U.S. DEPARTMENT OF COMMERCE

Under the Paperwork Reduction Act of 1995, no persons are required to respond to a collection of information unless it contains a valid OMB control number.

<b>INFORMATION DISCLOSURE STATEMENT BY APPLICANT</b> ( Not for submission under 37 CFR 1.99)	Application Number	11686993
	Filing Date	2007-03-16
	First Named Inventor	SHAMOON, et al. Charles G.
	Art Unit	
	Examiner Name	
	Attorney Docket Number	8006-06-07

U.S. PATENTS						Remove
Examiner Initial*	Cite No	Patent Number	Kind Code <sup>1</sup>	Issue Date	Name of Patentee or Applicant of cited Document	Pages, Columns, Lines where Relevant Passages or Relevant Figures Appear
	1	4918439		1990-04-17	WOZNIAK, et al.	
	2	4965557		1990-10-23	SCHEPERS, et al.	
	3	5109222		1992-04-28	WELTY	
	4	5247580		1993-09-21	KIMURA, et al.	
	5	5544036		1996-08-06	BROWN, Jr., et al.	
	6	5545857		1996-08-13	LEE, et al.	
	7	5579496		1996-11-26	VAN STEENBRUGGE	
	8	5621662		1997-04-15	HUMPHRIES, et al.	

<b>Receipt date: 04/20/2007</b>  <b>INFORMATION DISCLOSURE STATEMENT BY APPLICANT</b> ( Not for submission under 37 CFR 1.99)	Application Number		11686993	11686993 - GAU: 2617
	Filing Date		2007-03-16	
	First Named Inventor	SHAMOON, et al. Charles G.		
	Art Unit			
	Examiner Name			
	Attorney Docket Number		8006-06-07	

	9	5778256		1998-07-07	DARBEE, et al.	
	10	5805530		1998-09-08	YOUNGBERG	
	11	5818428		1998-10-06	EISENBRANDT, et al.	
	12	5917105		1999-06-29	JOAO	
	13	5924486		1999-07-20	EHLERS, et al.	
	14	6005490		1999-12-21	HIGASHIHARA	
	15	6081750		2000-06-27	HOFFBERG, et al.	
	16	6104334		2000-08-15	ALLPORT	
	17	6192282		2001-02-20	SMITH, et al.	
	18	6195589		2001-02-27	KETCHAM	
	19	6216956		2001-04-17	EHLERS, et al.	



<b>Receipt date: 04/20/2007</b>  <b>INFORMATION DISCLOSURE STATEMENT BY APPLICANT</b> ( Not for submission under 37 CFR 1.99)	Application Number		11686993	11686993 - GAU: 2617
	Filing Date		2007-03-16	
	First Named Inventor	SHAMOON, et al. Charles G.		
	Art Unit			
	Examiner Name			
	Attorney Docket Number		8006-06-07	

	20	6264559		2001-07-24	LAWRENCE, et al.	
	21	6394359		2002-05-28	MORGAN	
	22	6398727		2002-06-04	BUI, et al.	
	23	6934862		2005-08-23	SHAROOD, et al.	
	24	6014089		2000-01-11	TRACY, et al.	
	25	6260765		2001-07-17	NATALE, et al.	
	26	6301481		2001-10-09	ROGERS, et al.	
	27	6393297		2002-05-21	SONG	
	28	6650249		2003-11-18	MEYER, et al.	
	29	6820049		2004-11-16	MONROE, et al.	
	30	6847822		2005-01-25	DENNISON, et al.	

<b>Receipt date: 04/20/2007</b>  <b>INFORMATION DISCLOSURE STATEMENT BY APPLICANT</b> ( Not for submission under 37 CFR 1.99)	Application Number		11686993	11686993 - GAU: 2617
	Filing Date		2007-03-16	
	First Named Inventor	SHAMOON, et al. Charles G.		
	Art Unit			
	Examiner Name			
	Attorney Docket Number		8006-06-07	

	31	6854660		2005-02-15	YOON, et al.	
	32	6873824		2005-03-29	FLICK	
	33	6957393		2005-10-18	FANO, et al.	
	34	7005979		2006-02-28	HAUGHAWOUT, et al.	
	35	6919790		2005-07-19	KANAZAWA, Ritsuko	
	36	6476714		2002-11-05	MIZUTA, Rika	
	37	6813474		2004-11-02	ROBINSON, et al.	

If you wish to add additional U.S. Patent citation information please click the Add button.

Add

**U.S.PATENT APPLICATION PUBLICATIONS**

Remove

Examiner Initial*	Cite No	Publication Number	Kind Code <sup>1</sup>	Publication Date	Name of Patentee or Applicant of cited Document	Pages, Columns, Lines where Relevant Passages or Relevant Figures Appear
	1	20030034897		2003-02-20	SHAMOON, et al.	
	2	20030034898		2003-02-20	SHAMOON, et al.	

<b>INFORMATION DISCLOSURE STATEMENT BY APPLICANT</b> ( Not for submission under 37 CFR 1.99)	Application Number		11686993	11686993 - GAU: 2617
	Filing Date		2007-03-16	
	First Named Inventor		SHAMOON, et al. Charles G.	
	Art Unit			
	Examiner Name			
	Attorney Docket Number		8006-06-07	

	3	20020149705		2002-10-17	ALLEN, et al.	
	4	20040092282		2004-05-03	KIM, et al.	
	5	20040235446		2004-11-25	FLAHERTY, et al.	
	6	20050044225		2005-02-24	OTA, et al.	
	7	20040128033		2004-07-01	KU, et al.	

If you wish to add additional U.S. Published Application citation information please click the Add button.

#### FOREIGN PATENT DOCUMENTS

Examiner Initial*	Cite No	Foreign Document Number <sup>3</sup>	Country Code <sup>2</sup> ;	Kind Code <sup>4</sup>	Publication Date	Name of Patentee or Applicant of cited Document	Pages, Columns, Lines where Relevant Passages or Relevant Figures Appear	T <sup>5</sup>
	1							<input type="checkbox"/>

If you wish to add additional Foreign Patent Document citation information please click the Add button.

#### NON-PATENT LITERATURE DOCUMENTS

Examiner Initials*	Cite No	Include name of the author (in CAPITAL LETTERS), title of the article (when appropriate), title of the item (book, magazine, journal, serial, symposium, catalog, etc), date, pages(s), volume-issue number(s), publisher, city and/or country where published.	T <sup>5</sup>
	1	Sony Ericcson Mobile Communications AB, GT47/GT48 Control Terminal "Intelligent and Versatile Control Terminal", 2 pages, LZT 123 7602 R1D, 2003	<input checked="" type="checkbox"/>

<b>Receipt date: 04/20/2007</b>  <b>INFORMATION DISCLOSURE STATEMENT BY APPLICANT</b> <b>( Not for submission under 37 CFR 1.99)</b>	Application Number		11686993	11686993 - GAU: 2617
	Filing Date		2007-03-16	
	First Named Inventor	SHAMOON, et al. Charles G.		
	Art Unit			
	Examiner Name			
	Attorney Docket Number		8006-06-07	

	2	Sony Ericsson Mobile Communications International, GT47/GT48 Technical Description, 43 pages, LZT 123 7607 R1B, First Edition, June 2003	<input checked="" type="checkbox"/>
	3	Cellgard - Use your GSM cellphone as a remote control for almost anything, "Cellgard", <a href="http://www.cellgard.com/index.html">http://www.cellgard.com/index.html</a> , 2 pages (10/17/2005)	<input checked="" type="checkbox"/>
	4	Cellgard - Cellgard Technical Specifications, "Cellgard", <a href="http://www.cellgard.com/specs/index.html">http://www.cellgard.com/specs/index.html</a> , 3 pages (10/17/2005)	<input checked="" type="checkbox"/>
	5	Cellgard - Frequently Asked Questions, "Cellgard", <a href="http://www.cellgard.com/faq/index.html">http://www.cellgard.com/faq/index.html</a> , 4 pages (10/17/2005)	<input checked="" type="checkbox"/>

If you wish to add additional non-patent literature document citation information please click the Add button

#### EXAMINER SIGNATURE

Examiner Signature	/Xiang Zhang/	Date Considered	01/19/2010
--------------------	---------------	-----------------	------------

\*EXAMINER: Initial if reference considered, whether or not citation is in conformance with MPEP 609. Draw line through a citation if not in conformance and not considered. Include copy of this form with next communication to applicant.

<sup>1</sup> See Kind Codes of USPTO Patent Documents at [www.USPTO.GOV](http://www.USPTO.GOV) or MPEP 901.04. <sup>2</sup> Enter office that issued the document, by the two-letter code (WIPO Standard ST.3). <sup>3</sup> For Japanese patent documents, the indication of the year of the reign of the Emperor must precede the serial number of the patent document. <sup>4</sup> Kind of document by the appropriate symbols as indicated on the document under WIPO Standard ST.16 if possible. <sup>5</sup> Applicant is to place a check mark here if English language translation is attached.

<b>Receipt date: 04/20/2007</b>  <b>INFORMATION DISCLOSURE STATEMENT BY APPLICANT</b> ( Not for submission under 37 CFR 1.99)	Application Number		11686993      11686993 - GAU: 2617
	Filing Date		2007-03-16
	First Named Inventor	SHAMOON, et al. Charles G.	
	Art Unit		
	Examiner Name		
	Attorney Docket Number		8006-06-07

### CERTIFICATION STATEMENT

Please see 37 CFR 1.97 and 1.98 to make the appropriate selection(s):

☐ That each item of information contained in the information disclosure statement was first cited in any communication from a foreign patent office in a counterpart foreign application not more than three months prior to the filing of the information disclosure statement. See 37 CFR 1.97(e)(1).

**OR**

☐ That no item of information contained in the information disclosure statement was cited in a communication from a foreign patent office in a counterpart foreign application, and, to the knowledge of the person signing the certification after making reasonable inquiry, no item of information contained in the information disclosure statement was known to any individual designated in 37 CFR 1.56(c) more than three months prior to the filing of the information disclosure statement. See 37 CFR 1.97(e)(2).

☐ See attached certification statement.

☐ Fee set forth in 37 CFR 1.17 (p) has been submitted herewith.

☒ None

### SIGNATURE

A signature of the applicant or representative is required in accordance with CFR 1.33, 10.18. Please see CFR 1.4(d) for the form of the signature.

Signature	/Peter D. Sachtjen/	Date (YYYY-MM-DD)	2007-04-20
Name/Print	Peter D. Sachtjen	Registration Number	24619

This collection of information is required by 37 CFR 1.97 and 1.98. The information is required to obtain or retain a benefit by the public which is to file (and by the USPTO to process) an application. Confidentiality is governed by 35 U.S.C. 122 and 37 CFR 1.14. This collection is estimated to take 1 hour to complete, including gathering, preparing and submitting the completed application form to the USPTO. Time will vary depending upon the individual case. Any comments on the amount of time you require to complete this form and/or suggestions for reducing this burden, should be sent to the Chief Information Officer, U.S. Patent and Trademark Office, U.S. Department of Commerce, P.O. Box 1450, Alexandria, VA 22313-1450. DO NOT SEND FEES OR COMPLETED FORMS TO THIS ADDRESS. **SEND TO: Commissioner for Patents, P.O. Box 1450, Alexandria, VA 22313-1450.**

**Privacy Act Statement**

The Privacy Act of 1974 (P.L. 93-579) requires that you be given certain information in connection with your submission of the attached form related to a patent application or patent. Accordingly, pursuant to the requirements of the Act, please be advised that: (1) the general authority for the collection of this information is 35 U.S.C. 2(b)(2); (2) furnishing of the information solicited is voluntary; and (3) the principal purpose for which the information is used by the U.S. Patent and Trademark Office is to process and/or examine your submission related to a patent application or patent. If you do not furnish the requested information, the U.S. Patent and Trademark Office may not be able to process and/or examine your submission, which may result in termination of proceedings or abandonment of the application or expiration of the patent.

The information provided by you in this form will be subject to the following routine uses:

1. The information on this form will be treated confidentially to the extent allowed under the Freedom of Information Act (5 U.S.C. 552) and the Privacy Act (5 U.S.C. 552a). Records from this system of records may be disclosed to the Department of Justice to determine whether the Freedom of Information Act requires disclosure of these records.
2. A record from this system of records may be disclosed, as a routine use, in the course of presenting evidence to a court, magistrate, or administrative tribunal, including disclosures to opposing counsel in the course of settlement negotiations.
3. A record in this system of records may be disclosed, as a routine use, to a Member of Congress submitting a request involving an individual, to whom the record pertains, when the individual has requested assistance from the Member with respect to the subject matter of the record.
4. A record in this system of records may be disclosed, as a routine use, to a contractor of the Agency having need for the information in order to perform a contract. Recipients of information shall be required to comply with the requirements of the Privacy Act of 1974, as amended, pursuant to 5 U.S.C. 552a(m).
5. A record related to an International Application filed under the Patent Cooperation Treaty in this system of records may be disclosed, as a routine use, to the International Bureau of the World Intellectual Property Organization, pursuant to the Patent Cooperation Treaty.
6. A record in this system of records may be disclosed, as a routine use, to another federal agency for purposes of National Security review (35 U.S.C. 181) and for review pursuant to the Atomic Energy Act (42 U.S.C. 218(c)).
7. A record from this system of records may be disclosed, as a routine use, to the Administrator, General Services, or his/her designee, during an inspection of records conducted by GSA as part of that agency's responsibility to recommend improvements in records management practices and programs, under authority of 44 U.S.C. 2904 and 2906. Such disclosure shall be made in accordance with the GSA regulations governing inspection of records for this purpose, and any other relevant (i.e., GSA or Commerce) directive. Such disclosure shall not be used to make determinations about individuals.
8. A record from this system of records may be disclosed, as a routine use, to the public after either publication of the application pursuant to 35 U.S.C. 122(b) or issuance of a patent pursuant to 35 U.S.C. 151. Further, a record may be disclosed, subject to the limitations of 37 CFR 1.14, as a routine use, to the public if the record was filed in an application which became abandoned or in which the proceedings were terminated and which application is referenced by either a published application, an application open to public inspections or an issued patent.
9. A record from this system of records may be disclosed, as a routine use, to a Federal, State, or local law enforcement agency, if the USPTO becomes aware of a violation or potential violation of law or regulation.

ALL REFERENCES CONSIDERED EXCEPT WHERE LINED THROUGH. /X.Z./

<b>Search Notes</b>  	<b>Application/Control No.</b>  11686993	<b>Applicant(s)/Patent Under Reexamination</b>  SHAMOON ET AL.
	<b>Examiner</b>  XIANG ZHANG	<b>Art Unit</b>  2617

SEARCHED			
Class	Subclass	Date	Examiner
709	219, 208, 229, 243, 244,	01/21/10	X.Z
455	456.6, 92, 352, 418, 414, 420, 123, 151.1, 230, 352	01/21/10	X.Z

SEARCH NOTES			
Search Notes		Date	Examiner
See East Search notes		01/22/10	X..Z

INTERFERENCE SEARCH			
Class	Subclass	Date	Examiner

--	--

IN THE UNITED STATES PATENT AND TRADEMARK OFFICE

Applicant: Charles Shamoon  
Filing Date: March 16, 2007  
Serial No: 11/686, 993  
Title: Ubiquitous Connectivity and Control System for Remote Locations  
Examiner: Zhang, Xiang  
Art Unit: 2617  
Confirmation No.: 7384

Response under 35 USC 1.115

Mail Stop Amendment  
Commissioner for Patents  
P.O. Box 1450  
Alexandria, VA 22313-1450

Transmission Certificate under C.F.R. 1.8(A). I hereby certify that the above correspondence is being transmitted by facsimile to telephone number 571-273-8300 addressed to Mail Stop Amendment, Commissioner for Patents, PO Box 1450, Alexandria, VA, 22313-1450 on July 30, 2010.

  
Wilson Daniel Swartz, Jr.  
34,478

Dear Sir:

Responsive to the Office Action mailed February 2, 2010, Applicant respectfully submits the following amendments and remarks.



## Remarks

Claims 1-20 remain in the application for consideration of the Examiner.

Reconsideration and withdrawal of the outstanding rejections are respectfully requested in light of the above amendments and following remarks.

Claims 1, 3, 4, 7-10, 12, 13, 15, 16, and 18-20 were rejected under 35 USC § 103(a) as being unpatentable over Shamoon (US PGPub 2003/0034897 A1) in view of Heinonen (US Pat 7031663 B2) and further in view of Kim (US PGPub 2004/0092282 A1) ; Claims 2 and 14 were rejected under 35 USC § 103(a) as being unpatentable over Shamoon (US PGPub 2003/0034897 A1) in view of Heinonen (US Pat 7031663 B2) and further in view of Kim (US PGPub 2004/0092282 A1) of Ljunggren (US PGPub 2004/0260406 A1); Claim 5 was rejected under 35 USC § 103(a) as being unpatentable over Shamoon (US PGPub 2004/0034897 A1) in view of Heinonen (US Pat 7031663 B2) and further in view of Kim (US PGPub 2004/0092282 A1) and further in view of Cocciadiferro (US Pat 7610113 B2); and Claims 6 and 17 were are rejected under 35 USC § 103(a) as being unpatentable over Shamoon (US PGPub 2004/0034897 A1) in view of Heinonen (US Pat 7031663 B2) and further in view of Kim (US PGPub 2004/0092282 A1) and further in view of Ahya (US PGPub 2005/0259618 A1); and Claim 11 was rejected under 35 USC § 103(a) as being unpatentable over Shamoon (US PGPub 2004/0034897 A1) in view of Heinonen (US Pat 7031663 B2) and further in view of Kim (US PGPub 2004/0092282 A1) and further in view of a well known art.

These rejections are respectively traversed.

It is respectfully submitted that Shamoon does not disclose or suggest the presently claimed invention including the means for transmitting the second SMS message including information associated with the remote device and the indication of revised status through said connectivity means to said base unit, wherein the base unit is adapted to authenticate the second SMS message using the information associated with the remote

device in independent claim 1, albeit defined as sending a second SMS message via the wireless connection including the indication of revised status and information associated with the wireless remote device in independent claim 12, albeit defined as a remote device adapted to send and receive messages using short message service (SMS) and/or data bearer service over a cellular network in independent claim 19 and albeit defined as authenticating the second SMS message using the information associated with the wireless remote device in independent claim 20.

Shamoon discloses a thermostat and remote control apparatus that is made up of a housing, an interface disposed in the housing, a plurality of icons on the interface, which correspond to a set of controls for items that can be controlled by the apparatus, a display screen, which indicates the current temperature setting, time and date, a recessed program and enter button that allows a user to enter temperature settings to a thermostat, a clear button for deleting any entered information, an electric cradle that is used to recharge the apparatus, a universal serial bus port (USB) that is used to connect a computerized device to the apparatus, an RS-232 port to standardize a transmission of serial data between any devices and the apparatus and a microcontroller for processing information and data. The apparatus specifically utilizes infrared and radio frequency technology for transmitting and receiving information from various items.

There is nothing in Shamoon to suggest SMS messaging.

It is respectfully submitted that Heinonen does not disclose or suggest the presently claimed invention including means for transmitting the second SMS message including information associated with the remote device and the indication of revised status through said connectivity means to said base unit, wherein the base unit is adapted to authenticate the second SMS message using the information associated with the remote device in the various forms in independent claims 1, 12, 19 and 20.

Heinonen discloses automatic environmental measuring stations being connected in a physical connection with base stations of a cellular radio system which stations measure

certain basic phenomena of the atmosphere and/or the concentrations of certain substances in the air. The information of the measurements is transferred using a base station over the cellular radio system to central equipment either as regular reports or as acute alarms if any alarm limit is exceeded. The information may also be transmitted over the base station of the cellular radio system to mobile stations in the area of the base station in the form of individually tailored reports and alarms.

There is nothing in Heinonen to suggest the second SMS message.

Applicant agrees with the Examiner that Shamoon and/or Heinonen does not disclose or suggest the second SMS messaging as evidenced by the fourth page of the office action. It is respectfully submitted that Kim does not disclose or suggest the presently claimed invention including means for transmitting the second SMS message including information associated with the remote device and the indication of revised status through said connectivity means to said base unit, wherein the base unit is adapted to authenticate the second SMS message using the information associated with the remote device in the various forms in independent claims 1, 12, 19 and 20.

Kim discloses a remote control system and a remote control method of an electronic appliance, capable of controlling an electronic appliance remotely by means of a user's terminal accessible to the Internet, without constructing a separate network. Kim requires an Internet connection 3 at the user terminal 7 to communicate with the remote server 5 and the electronic apparatus 10. A telephone network 32 is used between a telephone signal trains made unit 24 and a telephone network accessing unit 12 to provide a dial-tone multi-frequency (DTMF) control of the electronic appliance.

There is nothing in Kim to suggest that SMS messaging.

The Kim system requires the Internet to operate his remote control system. There are many places and times where the Internet is simply not available. Typically, Internet access may not be available while traveling in a vehicle.

The present invention advantageously uses SMS messaging which does not require the Internet. The coverage of SMS messaging may be broader and more available than Internet coverage.

It is respectfully submitted that Ljunggren does not disclose or suggest the presently claimed invention including means for transmitting the second SMS message including information associated with the remote device and the indication of revised status through said connectivity means to said base unit, wherein the base unit is adapted to authenticate the second SMS message using the information associated with the remote device in the various forms in independent claims 1, 12, 19 and 20.

Ljunggren discloses a system for controlling at least one residential property in a plurality of connected residential networks. The system comprises a remote control unit arranged to control residential properties, which remote control unit via the Internet is in connection with an access network, which is provided and supported by a telecommunications operator. Each connected residential network is divided into an open branch containing content terminals, such as a personal computer and an interactive information terminal. Furthermore the system includes a service gateway is arranged in a secure branch of the residential network, the secure branch is provided with sub-controller means, each of which is in bi-directional connection with at least one sensor, the sub-controller means being adapted to activate various residential properties, measurement values from the sensors are transmitted via the sub-controller means to the service gateway, where they are compiled, and the service gateway is controlled by the remote control unit in a way that measurement values from different sensors are combined.

There is nothing in Ljunggren to suggest SMS messaging. The Ljunggren system requires the Internet to operate his remote control system.

There are many places and times where the Internet is simply not available. Typically, Internet access may not be available while traveling in a vehicle.

The present invention advantageously uses SMS messaging which does not require the Internet. The coverage of SMS messaging may be broader and more available than Internet coverage.

It is respectfully submitted that Cocciadiferro does not disclose or suggest the presently claimed invention including means for transmitting the second SMS message including information associated with the remote device and the indication of revised status through said connectivity means to said base unit, wherein the base unit is adapted to authenticate the second SMS message using the information associated with the remote device in the various forms in independent claims 1, 12, 19 and 20.

Cocciadiferro discloses a system and method for providing operational control and/or remote monitoring of a manufacturing device as in a foam dispenser device such as a foam-in-bag dispensing device. In architecture, the remote monitoring system includes a server device containing a remote monitoring system.

There is nothing in Cocciadiferro to suggest SMS messaging.

It is respectfully submitted that Ahya does not disclose or suggest the presently claimed invention including means for transmitting the second SMS message including information associated with the remote device and the indication of revised status through said connectivity means to said base unit, wherein the base unit is adapted to authenticate the second SMS message using the information associated with the remote device in the various forms in independent claims 1, 12, 19 and 20.

Ahya discloses a method of remotely controlling a wireless mobile device that can include the step of establishing a communication channel between the wireless mobile device and a remotely located controlling device. At least one operation can be performed) using an interface of the controlling device.

In light of the above amendment, it is respectfully submitted that Claims 1-20 are patently distinct.

In light of the above, it is respectfully submitted that the present application is in condition for allowance, and notice to that effect is respectfully submitted.

While it is believed that the instant response places the application in condition for allowance, and should the Examiner have any further comments or suggestions, it is requested that the Examiner contact the undersigned in order to expeditiously resolve any outstanding issues.

If the Examiner should have any questions, Applicant's legal representative can be contacted at 214-893-8886.

Respectfully submitted;

A handwritten signature in black ink, appearing to read 'W. Swayze, Jr.', with a stylized, cursive script.

Wilson Daniel Swayze, Jr.

34,478

3804 Clearwater Court

Plano, Texas 75025

Electronic Patent Application Fee Transmittal				
<b>Application Number:</b>		11686993		
<b>Filing Date:</b>		16-Mar-2007		
<b>Title of Invention:</b>		UBIQUITOUS CONNECTIVITY AND CONTROL SYSTEM FOR REMOTE LOCATIONS		
<b>First Named Inventor/Applicant Name:</b>		Charles G. SHAMOON		
<b>Filer:</b>		W. Daniel Swayze Jr.		
<b>Attorney Docket Number:</b>		8006-06-07		
Filed as Small Entity				
<b>Utility under 35 USC 111(a) Filing Fees</b>				
Description	Fee Code	Quantity	Amount	Sub-Total in USD(\$)
<b>Basic Filing:</b>				
<b>Pages:</b>				
<b>Claims:</b>				
<b>Miscellaneous-Filing:</b>				
<b>Petition:</b>				
<b>Patent-Appeals-and-Interference:</b>				
<b>Post-Allowance-and-Post-Issuance:</b>				
<b>Extension-of-Time:</b>				
Extension - 3 months with \$0 paid	2253	1	555	555

Description	Fee Code	Quantity	Amount	Sub-Total in USD(\$)
Miscellaneous:				
Total in USD (\$)				555



Electronic Patent Application Fee Transmittal				
<b>Application Number:</b>		11686993		
<b>Filing Date:</b>		16-Mar-2007		
<b>Title of Invention:</b>		UBIQUITOUS CONNECTIVITY AND CONTROL SYSTEM FOR REMOTE LOCATIONS		
<b>First Named Inventor/Applicant Name:</b>		Charles G. SHAMOON		
<b>Filer:</b>		W. Daniel Swayze Jr.		
<b>Attorney Docket Number:</b>		8006-06-07		
Filed as Small Entity				
<b>Utility under 35 USC 111(a) Filing Fees</b>				
Description	Fee Code	Quantity	Amount	Sub-Total in USD(\$)
<b>Basic Filing:</b>				
<b>Pages:</b>				
<b>Claims:</b>				
<b>Miscellaneous-Filing:</b>				
<b>Petition:</b>				
<b>Patent-Appeals-and-Interference:</b>				
<b>Post-Allowance-and-Post-Issuance:</b>				
<b>Extension-of-Time:</b>				
Extension - 3 months with \$0 paid	2253	1	555	555

Description	Fee Code	Quantity	Amount	Sub-Total in USD(\$)
Miscellaneous:				
Total in USD (\$)				555

Electronic Acknowledgement Receipt	
EFS ID:	8130067
Application Number:	11686993
International Application Number:	
Confirmation Number:	7384
Title of Invention:	UBIQUITOUS CONNECTIVITY AND CONTROL SYSTEM FOR REMOTE LOCATIONS
First Named Inventor/Applicant Name:	Charles G. SHAMOON
Customer Number:	23983
Filer:	W. Daniel Swayze Jr.
Filer Authorized By:	
Attorney Docket Number:	8006-06-07
Receipt Date:	30-JUL-2010
Filing Date:	16-MAR-2007
Time Stamp:	18:15:55
Application Type:	Utility under 35 USC 111(a)

### Payment information:

Submitted with Payment	yes
Payment Type	Credit Card
Payment was successfully received in RAM	\$ 555
RAM confirmation Number	4594
Deposit Account	
Authorized User	

### File Listing:

Document Number	Document Description	File Name	File Size(Bytes)/ Message Digest	Multi Part /.zip	Pages (if appl.)
-----------------	----------------------	-----------	-------------------------------------	------------------	------------------

1		Shamoonresponse.pdf	9060600 625a0fec17e04eafbe22befd1cc5da7b4839278a	yes	13
	<b>Multipart Description/PDF files in .zip description</b>				
	<b>Document Description</b>		<b>Start</b>	<b>End</b>	
	Applicant Arguments/Remarks Made in an Amendment		1	1	
	Claims		2	7	
	Applicant Arguments/Remarks Made in an Amendment		8	13	
<b>Warnings:</b>					
<b>Information:</b>					
2	Fee Worksheet (PTO-875)	fee-info.pdf	30410 bf2537bf9f12b1fa826ac0eba152f40e153ddf9a	no	2
<b>Warnings:</b>					
<b>Information:</b>					
<b>Total Files Size (in bytes):</b>			9091010		
<p><b>This Acknowledgement Receipt evidences receipt on the noted date by the USPTO of the indicated documents, characterized by the applicant, and including page counts, where applicable. It serves as evidence of receipt similar to a Post Card, as described in MPEP 503.</b></p> <p><b><u>New Applications Under 35 U.S.C. 111</u></b>  If a new application is being filed and the application includes the necessary components for a filing date (see 37 CFR 1.53(b)-(d) and MPEP 506), a Filing Receipt (37 CFR 1.54) will be issued in due course and the date shown on this Acknowledgement Receipt will establish the filing date of the application.</p> <p><b><u>National Stage of an International Application under 35 U.S.C. 371</u></b>  If a timely submission to enter the national stage of an international application is compliant with the conditions of 35 U.S.C. 371 and other applicable requirements a Form PCT/DO/EO/903 indicating acceptance of the application as a national stage submission under 35 U.S.C. 371 will be issued in addition to the Filing Receipt, in due course.</p> <p><b><u>New International Application Filed with the USPTO as a Receiving Office</u></b>  If a new international application is being filed and the international application includes the necessary components for an international filing date (see PCT Article 11 and MPEP 1810), a Notification of the International Application Number and of the International Filing Date (Form PCT/RO/105) will be issued in due course, subject to prescriptions concerning national security, and the date shown on this Acknowledgement Receipt will establish the international filing date of the application.</p>					

Under the Paperwork Reduction Act of 1995, no persons are required to respond to a collection of information unless it displays a valid OMB control number.

<b>PATENT APPLICATION FEE DETERMINATION RECORD</b> Substitute for Form PTO-875					Application or Docket Number <b>11/686,993</b>		Filing Date <b>03/16/2007</b>		<input type="checkbox"/> To be Mailed							
<b>APPLICATION AS FILED – PART I</b>																
(Column 1)			(Column 2)			SMALL ENTITY <input checked="" type="checkbox"/>		OR		OTHER THAN SMALL ENTITY						
FOR		NUMBER FILED		NUMBER EXTRA		RATE (\$)		FEE (\$)		RATE (\$)		FEE (\$)				
<input type="checkbox"/> BASIC FEE (37 CFR 1.16(a), (b), or (c))		N/A		N/A		N/A				N/A						
<input type="checkbox"/> SEARCH FEE (37 CFR 1.16(k), (l), or (m))		N/A		N/A		N/A				N/A						
<input type="checkbox"/> EXAMINATION FEE (37 CFR 1.16(o), (p), or (q))		N/A		N/A		N/A				N/A						
TOTAL CLAIMS (37 CFR 1.16(i))		minus 20 =		*		X \$ =				X \$ =						
INDEPENDENT CLAIMS (37 CFR 1.16(h))		minus 3 =		*		X \$ =				X \$ =						
<input type="checkbox"/> APPLICATION SIZE FEE (37 CFR 1.16(s))		If the specification and drawings exceed 100 sheets of paper, the application size fee due is \$250 (\$125 for small entity) for each additional 50 sheets or fraction thereof. See 35 U.S.C. 41(a)(1)(G) and 37 CFR 1.16(s).														
<input type="checkbox"/> MULTIPLE DEPENDENT CLAIM PRESENT (37 CFR 1.16(j))																
* If the difference in column 1 is less than zero, enter "0" in column 2.						TOTAL				TOTAL						
<b>APPLICATION AS AMENDED – PART II</b>																
(Column 1)			(Column 2)			(Column 3)			SMALL ENTITY		OR		OTHER THAN SMALL ENTITY			
<b>AMENDMENT</b>	<b>07/30/2010</b>		CLAIMS REMAINING AFTER AMENDMENT		HIGHEST NUMBER PREVIOUSLY PAID FOR		PRESENT EXTRA		RATE (\$)		ADDITIONAL FEE (\$)		RATE (\$)		ADDITIONAL FEE (\$)	
	Total (37 CFR 1.16(i))		* 20		Minus ** 20		= 0		X \$26 =		0		OR X \$ =			
	Independent (37 CFR 1.16(h))		* 4		Minus *** 4		= 0		X \$110 =		0		OR X \$ =			
	<input type="checkbox"/> Application Size Fee (37 CFR 1.16(s))															
	<input type="checkbox"/> FIRST PRESENTATION OF MULTIPLE DEPENDENT CLAIM (37 CFR 1.16(j))															
						TOTAL ADD'L FEE		0		OR		TOTAL ADD'L FEE				
<b>AMENDMENT</b>	Total (37 CFR 1.16(i))		*		Minus **		=		X \$ =		=		OR X \$ =			
	Independent (37 CFR 1.16(h))		*		Minus ***		=		X \$ =		=		OR X \$ =			
	<input type="checkbox"/> Application Size Fee (37 CFR 1.16(s))															
	<input type="checkbox"/> FIRST PRESENTATION OF MULTIPLE DEPENDENT CLAIM (37 CFR 1.16(j))															
						TOTAL ADD'L FEE				OR		TOTAL ADD'L FEE				
<p>* If the entry in column 1 is less than the entry in column 2, write "0" in column 3.</p> <p>** If the "Highest Number Previously Paid For" IN THIS SPACE is less than 20, enter "20".</p> <p>*** If the "Highest Number Previously Paid For" IN THIS SPACE is less than 3, enter "3".</p> <p>The "Highest Number Previously Paid For" (Total or Independent) is the highest number found in the appropriate box in column 1.</p>											<p>Legal Instrument Examiner: /JOY DOBBS/</p>					

This collection of information is required by 37 CFR 1.16. The information is required to obtain or retain a benefit by the public which is to file (and by the USPTO to process) an application. Confidentiality is governed by 35 U.S.C. 122 and 37 CFR 1.14. This collection is estimated to take 12 minutes to complete, including gathering, preparing, and submitting the completed application form to the USPTO. Time will vary depending upon the individual case. Any comments on the amount of time you require to complete this form and/or suggestions for reducing this burden, should be sent to the Chief Information Officer, U.S. Patent and Trademark Office, U.S. Department of Commerce, P.O. Box 1450, Alexandria, VA 22313-1450. DO NOT SEND FEES OR COMPLETED FORMS TO THIS ADDRESS. **SEND TO: Commissioner for Patents, P.O. Box 1450, Alexandria, VA 22313-1450.**

If you need assistance in completing the form, call 1-800-PTO-9199 and select option 2.

## IN THE CLAIMS

1. (original) A ubiquitous connectivity and communications system for controlling operation of an environmental condition in a structure, comprising:

a device for controlling the environmental condition in the structure;

a base unit in said structure and operatively interfaced with said device to control the operation thereof;

a remote device adapted to send and receive short message service (SMS) messages;

wireless connectivity means providing an on-demand, private and direct communications interface from said remote device and enabling instant wireless connectivity with said base unit;

means for providing an indication of current status of said device to said base unit;

means for transmitting said indication of current status through said connectivity means from the base unit to said remote device as a first SMS message;

display means at said remote device for indicating said current status of said device;

input means at said remote device for prescribing an indication of revised status for said device as a second SMS message, wherein the second SMS message includes information associated with the remote device;

means for transmitting said second SMS message including information associated with the remote device and the indication of revised status through said connectivity means to said base unit, wherein the base unit is adapted to authenticate the second SMS message using the information associated with the remote device;

means operatively associated with said base unit and operatively connected with said device for effecting said revised status for said device.

2. (original) The system as recited in claim 1 wherein said device for controlling the environmental condition includes electronic and electromechanical switching means interfaced with said device for controlling the environmental condition.
3. (original) The system as recited in claim 1 wherein said base unit is a microcontroller-based processing unit having customizable application specific software.
4. (original) The system as recited in claim 1 wherein said remote device is a cellular telephone handset with custom programmability means.
5. (original) The system as recited in claim 4 wherein said custom programmability means is a JAVA programming kernel.
6. (original) The system as recited in claim 4 wherein said custom programmability means is a J2ME programming kernel.
7. (original) The system as recited in claim 1 wherein said connectivity means includes a transmitting and receiving module in said base unit and a transmitting and receiving unit in said remote device operatively communicating with each other over a cellular telephone network.
8. (original) The system as recited in claim 1 wherein said means for providing an indication of current status to said base unit and said means for transmitting said indication of current status is a short message service (SMS) message carried along a cellular telephone network.
9. (original) The system as recited in claim 1 wherein said display means is a liquid crystal display module.

10. (original) The system as recited in claim 9 wherein said liquid crystal module includes selectable graphic icons corresponding to environmental conditions being monitored or controlled.
11. (original) The system as recited in claim 8 including means operative between said remote devices using said SMS for selectively disabling transmission thereto.
12. (original) A ubiquitous connectivity and communications system for controlling operation of an environmental condition associated with a structure, comprising:  
a device adapted to control the environmental condition associated with the structure, send an indication of current status and receive an indication of revised status;  
a wireless remote device adapted to:  
    receive a first short message service (SMS) message via a wireless connection including the indication of the current status of the device;  
    notify an authorized user of said remote device of receipt of an indication of current status; and  
    send a second SMS message via the wireless connection including the indication of revised status and information associated with the wireless remote device; and  
a wireless base unit associated with the structure adapted to:  
    receive the indication of current status from the device;  
    transmit the indication of current status via a wireless connection to the wireless remote device as the first SMS message;  
    receive the indication of revised status including the information associated with the wireless remote device via the wireless connection from the wireless remote device as the second SMS message;  
    authenticate the second SMS message using the information associated with the wireless remote device; and  
    send the indication of revised status to the device to control operation of the device.



13. (original) The system of claim 12 wherein the wireless connection further comprises first wireless connection interfacing with the wireless base unit, a second wireless connection interfacing with the wireless remote device, and non-wireless connection interfacing between the first wireless connection and the second wireless connection.
14. (original) The system of claim 12 wherein the device includes electronic and electromechanical switching means interfaced with the device for controlling the environmental condition.
15. (original) The system of claim 12 wherein the wireless base unit further comprises a microcontroller-based processing unit having customizable application specific software.
16. (original) The system of claim 12 wherein the wireless remote device further comprises a cellular telephone handset.
17. (original) The system of claim 16 wherein the cellular telephone handset includes at least one of a customizable JAVA programming kernel and a customizable J2ME programming kernel
18. (original) The system of claim 12 wherein the wireless connection further comprises a cellular telephone network.
19. (previously presented) A ubiquitous connectively and communications system for controlling operation of an environmental condition in a structure, comprising:
  - a device for controlling the environmental condition in the structure;
  - a base unit in said structure and operatively interfaced with said device to control the operation thereof;

a remote device adapted to send and receive messages using short message service (SMS) and/or data bearer service over a cellular network;

wireless connectivity means providing an on-demand, private and direct communications interface from said remote device with said service and enabling instant wireless connectivity with said base unit;

means for providing an indication of current status of said device to said base unit;

means for transmitting said indication of current status through said connectivity means from the base unit to said remote device using said service as a first message;

display means at said remote device for indicating said current status of said device based on said first message;

input means at said remote device for prescribing an indication of revised status for said device as a second message, wherein the second message includes information associated with the remote device;

means for transmitting said second message using said service including information associated with the remote device and the indication of revised status through said connectivity means to said base unit, wherein the base unit is adapted to authenticate the second message using the information associated with the remote device;

means operatively associated with said base unit and operatively connected with said device for effecting said revised status for said device.

20. (previously presented) A connectivity and communications systems for controlling operation of an environmental condition associated with a structure, comprising:

a device adapted to control the environmental condition associated with the structure, send an indication of current status, receive an indication of revised status;

a wireless remote device adapted to:

receive a first message using short message and/or data bearer services of a cellular network via a wireless connection, said first message including the indication of current status of the device;

notify an authorized user of said remote device of receipt of said first message;

send a second message via said wireless connection including the indication of revised status and information associated with the wireless remote device; and a wireless unit associated with the structure adapted to:

received the indication of current status from the device;

transmit the indication of current status via a wireless connection to the wireless remote device as using said services of said cellular network;

receive the indication of revised status including the information associated with the wireless remote device via the wireless connection from the wireless remote device using said services;

authenticate the second SMS message using the information associated with the wireless remote device; and

send the indication of revised status to the device to control operation of the device.



# UNITED STATES PATENT AND TRADEMARK OFFICE

UNITED STATES DEPARTMENT OF COMMERCE  
United States Patent and Trademark Office  
Address: COMMISSIONER FOR PATENTS  
P.O. Box 1450  
Alexandria, Virginia 22313-1450  
www.uspto.gov

APPLICATION NO.	FILING DATE	FIRST NAMED INVENTOR	ATTORNEY DOCKET NO.	CONFIRMATION NO.
11/686,993	03/16/2007	Charles G. SHAMOON	8006-06-07	7384
23983 7590 09/03/2010 Ishman Law Firm P.C. P.O BOX 1297 Holly Springs, NC 27540-1297			EXAMINER ZHANG, XIANG	
			ART UNIT 2617	PAPER NUMBER
			MAIL DATE 09/03/2010	DELIVERY MODE PAPER

**Please find below and/or attached an Office communication concerning this application or proceeding.**

The time period for reply, if any, is set in the attached communication.

<b>Office Action Summary</b>	<b>Application No.</b>	<b>Applicant(s)</b>	
	11/686,993	SHAMOON ET AL.	
	<b>Examiner</b>	<b>Art Unit</b>	
	XIANG ZHANG	2617	

**-- The MAILING DATE of this communication appears on the cover sheet with the correspondence address --**

**Period for Reply**

A SHORTENED STATUTORY PERIOD FOR REPLY IS SET TO EXPIRE 3 MONTH(S) OR THIRTY (30) DAYS, WHICHEVER IS LONGER, FROM THE MAILING DATE OF THIS COMMUNICATION.

- Extensions of time may be available under the provisions of 37 CFR 1.136(a). In no event, however, may a reply be timely filed after SIX (6) MONTHS from the mailing date of this communication.
- If NO period for reply is specified above, the maximum statutory period will apply and will expire SIX (6) MONTHS from the mailing date of this communication.
- Failure to reply within the set or extended period for reply will, by statute, cause the application to become ABANDONED (35 U.S.C. § 133). Any reply received by the Office later than three months after the mailing date of this communication, even if timely filed, may reduce any earned patent term adjustment. See 37 CFR 1.704(b).

**Status**

1) ☒ Responsive to communication(s) filed on 30 July 2010.

2a) ☐ This action is **FINAL**.                      2b) ☒ This action is non-final.

3) ☐ Since this application is in condition for allowance except for formal matters, prosecution as to the merits is closed in accordance with the practice under *Ex parte Quayle*, 1935 C.D. 11, 453 O.G. 213.

**Disposition of Claims**

4) ☒ Claim(s) 1-20 is/are pending in the application.

4a) Of the above claim(s) \_\_\_\_\_ is/are withdrawn from consideration.

5) ☐ Claim(s) \_\_\_\_\_ is/are allowed.

6) ☒ Claim(s) 1-20 is/are rejected.

7) ☐ Claim(s) \_\_\_\_\_ is/are objected to.

8) ☐ Claim(s) \_\_\_\_\_ are subject to restriction and/or election requirement.

**Application Papers**

9) ☐ The specification is objected to by the Examiner.

10) ☐ The drawing(s) filed on \_\_\_\_\_ is/are: a) ☐ accepted or b) ☐ objected to by the Examiner.  
       Applicant may not request that any objection to the drawing(s) be held in abeyance. See 37 CFR 1.85(a).  
       Replacement drawing sheet(s) including the correction is required if the drawing(s) is objected to. See 37 CFR 1.121(d).

11) ☐ The oath or declaration is objected to by the Examiner. Note the attached Office Action or form PTO-152.

**Priority under 35 U.S.C. § 119**

12) ☐ Acknowledgment is made of a claim for foreign priority under 35 U.S.C. § 119(a)-(d) or (f).

a) ☐ All    b) ☐ Some \* c) ☐ None of:

1. ☐ Certified copies of the priority documents have been received.

2. ☐ Certified copies of the priority documents have been received in Application No. \_\_\_\_\_.

3. ☐ Copies of the certified copies of the priority documents have been received in this National Stage application from the International Bureau (PCT Rule 17.2(a)).

\* See the attached detailed Office action for a list of the certified copies not received.

**Attachment(s)**

1) <input checked="" type="checkbox"/> Notice of References Cited (PTO-892) 2) <input type="checkbox"/> Notice of Draftsperson's Patent Drawing Review (PTO-948) 3) <input type="checkbox"/> Information Disclosure Statement(s) (PTO/SB/08) Paper No(s)/Mail Date _____.	4) <input type="checkbox"/> Interview Summary (PTO-413) Paper No(s)/Mail Date. _____. 5) <input type="checkbox"/> Notice of Informal Patent Application 6) <input type="checkbox"/> Other: _____.
--	--

**DETAILED ACTION**

***Claim Rejections - 35 USC § 103***

1. The following is a quotation of 35 U.S.C. 103(a) which forms the basis for all obviousness rejections set forth in this Office action:

(a) A patent may not be obtained though the invention is not identically disclosed or described as set forth in section 102 of this title, if the differences between the subject matter sought to be patented and the prior art are such that the subject matter as a whole would have been obvious at the time the invention was made to a person having ordinary skill in the art to which said subject matter pertains. Patentability shall not be negated by the manner in which the invention was made.

2. Claim1-20 are rejected under 35 U.S.C. 103(a) as being unpatentable over Shamoon (US PGPub 2003/0034897 A1) in view of Heinonen (US Pat 7031663 B2) and further in view of Donner (US PGPub 2005/0079880 A1).

Regarding claims 1 and 19, Shamoon discloses a ubiquitous connectivity and communications system for controlling operation of an environmental condition in a structure ([0024], also see Fig. 1), comprising: a device for controlling the environmental condition in the structure ([0018]); means operatively associated with said base unit and operatively connected with said device for effecting said revised status for said device ([0045], lines 1-5, also see [0047], lines 1-5 wherein the user is enabled to reconfigure/enter the temperature condition revised status for said device.

However, Shamoon lacks the teaching of discloses a base unit in said structure and operatively interfaced with said device to control the operation thereof; a remote device adapted to send and receive short message service messages; wireless connectivity means providing an on-demand, private and direct communications interface from said remote device and enabling instant wireless connectivity with said base unit; means for providing an indication of

current status of said device to said base unit; means for transmitting said indication of current status through said connectivity means from the base unit to said remote device as a first SMS message; display means at said remote device for indicating said current status of said device.

In the same field of endeavor, Heinonen teaches a base unit a base unit in said structure and operatively interfaced with said device to control the operation thereof; a remote device adapted to send and receive short message service messages (col. 6, lines 67 -> col. 7, lines 1-9 wherein the remote terminal device is operated via the cellular radio system network GSM using short message system); wireless connectivity means providing an on-demand, private and direct communications interface from said remote device and enabling instant wireless connectivity with said base unit (col. 3, lines 46-58 which is automated upon request on demand from the central controller); means for providing an indication of current status of said device to said base unit; means for transmitting said indication of current status through said connectivity means from the base unit to said remote device as a first SMS message (col. 7, lines 10-20 wherein the current status of the weather condition is being provided and indicated by all measuring stations upon connecting via the base station and further transmitted to the remote user terminals); display means at said remote device for indicating said current status of said device (col. 7, lines 18-20).

It would have been obvious for one having ordinary skill in the art at the time of the invention to incorporate a base unit in said structure and operatively interfaced with said device to control the operation thereof; a remote device adapted to send and receive short message service messages; wireless connectivity means providing an on demand, private and direct communications interface from said remote device and enabling instant wireless connectivity with said base unit; means for providing an indication of current status of said device to said base unit; means for transmitting said

indication of current status through said connectivity means from the base unit to said remote device as a first SMS message; display means at said remote device for indicating said current status of said device as taught by Heinonen in order to collect the measuring data from the various measuring stations and to transfer the measuring data to mobile station of the cellular network.

However, Shamoon and Heinonen still fails to teach input means at said remote device for prescribing an indication of revised status for said device as a second SMS message, wherein the second SMS message includes information associated with the remote device; means for transmitting said second SMS message including information associated with the remote device and the indication of revised status through said connectivity means to said base unit, wherein the base unit is adapted to authenticate the second SMS message using the information associated with the remote device; means operatively associated with said base unit and operatively connected with said device for effecting said revised status for said device.

In the same field of endeavor, Donner teaches input means at said remote device for prescribing an indication of revised status for said device as a second SMS message (“present a user interface for modifying the rules”, [0011]), wherein the second SMS message includes information associated with the remote device; means for transmitting said second SMS message (“the rule engine may be operable to determine a communication for transmission to a wireless network based on the satisfied rule. The communication may be destined for a second wireless device”, [0008]) including information associated with the remote device and the indication of revised status through said connectivity means to said base unit ([0007], [0008], [0010], also see [0072] wherein the rule editor/base unit is used to send out the indication of revised status/rule change through connectivity means/via network), wherein the base unit is adapted to authenticate the second SMS message using the information associated



with the remote device ([0054], [0055]); means operatively associated with said base unit and operatively connected with said device for effecting said revised status for said device ([0056], [0057]).

One of ordinary skill in the art at the time of the invention would have recognized to implement the teachings of input means at said remote device for prescribing an indication of revised status for said device as a second SMS message, wherein the second SMS message includes information associated with the remote device; means for transmitting said second SMS message including information associated with the remote device and the indication of revised status through said connectivity means to said base unit, wherein the base unit is adapted to authenticate the second SMS message using the information associated with the remote device; means operatively associated with said base unit and operatively connected with said device for effecting said revised status for said device as taught by Donner into the combination of Shamoon and Heinonen in order to timely make necessary changes due to the variation of the environment.

Regarding claims 2 and 14, Shamoon in view of Heinonen and further in view of Kim teaches the system discussed in claims 1 and 12. However, the combination of Shamoon and Heinonen lacks the teaching of the system wherein said device for controlling the environmental condition includes electronic and electromechanical switching means interfaced with said device for controlling the environmental condition.

In the same field of endeavor, Donner discloses the system wherein said device for controlling the environmental condition includes electronic and electromechanical switching means interfaced with said device for controlling the environmental condition ([0044]).

It would have been obvious for one having ordinary skill in the art at the

time of the time of the invention to implement the teachings of the system wherein said device includes electronic and electromechanical switching means interfaced with said device for controlling the environmental condition as taught by Donner in order to establish efficient relay functionality to execute the remote control and access.

Regarding claims 3 and 15, Shamoan in view of Heinonen and further in view of Donner teaches all the limitations as applied to claims 1 and 12. In addition, Heinonen further teaches the system wherein said base unit is a microcontroller-based processing unit having customizable application specific software (col. 4, lines 40-44, also see col. 8, lines 14-33 wherein the BSC features the microcontroller-based processing unit having customizable application specific software).

Regarding claims 4 and 18, Shamoan in view of Heinonen and further in view of Donner teaches all the limitations as applied to claims 1 and 12. In addition, Heinonen further teaches the system wherein said remote device is a cellular telephone handset with custom programmability means (col. 7, lines 13-24).

Regarding claim 5, Shamoan in view of Heinonen and further in view of Donner teaches the system discussed in claim 4. However, the combination of Shamoan, Heinonen lacks the teaching of the system wherein said custom programmability means is a JAVA programming kernel.

In the same field of endeavor, Donner teaches the system wherein said custom programmability means is JAVA programming kernel ([0051]).

It would have been obvious for one having ordinary skill in the art at the time of the invention to adapt the teaching of the system wherein said custom programmability means is JAVA programming kernel as taught by Donner

in order to utilize the ubiquitous JAVA application environment and use it to optimize the control access system software configuration.

Regarding claim 6, Shamoon in view of Heinonen and further in view of Donner teaches the system discussed in claim 4. However, the combination of Shamoon, Heinonen and Donner lacks the teaching of system wherein said custom programmability means is a J2ME programming kernel.

In the same field of endeavor, Ahya teaches the system wherein said custom programmability means is a J2ME programming kernel ([0051]).

It would have been obvious for one having ordinary skill in the art at the time of the invention to adapt the teaching of the system of system wherein said custom programmability means is a J2ME programming kernel as taught by Donner in order to adaptively implement the remote access control on the cellular or other consumer electronic apparatus.

Regarding claim 7, Shamoon in view of Heinonen and further in view of Donner teaches all the limitations as applied to claim 1. In addition, Heinonen further teaches the system wherein said connectivity means includes a transmitting and receiving module in said base unit and a transmitting and receiving unit in said remote device operatively communicating with each other over a cellular telephone network (col. 7, lines 35-49).

Regarding claim 8, Shamoon in view of Heinonen and further in view of Donner teaches all the limitations as applied to claim 1. In addition, Heinonen teaches the system wherein said means for providing an indication of current status to said base unit and said means for transmitting said indication of current status is a short message service carried along a cellular telephone network (col. 6, lines 67 -> col. 7, lines 1-9).

Regarding claim 9, Shamoon further teaches the system recited in claim 1 wherein said display means is a liquid crystal display module ([0042]).

Regarding claim 10, Shamoon further teaches the system as recited in claim 9 wherein said liquid crystal module includes selectable graphic icons corresponding to environmental conditions being monitored or controlled ([0032]).

Regarding claim 11, Shamoon in view of Heinonen and further in view of Donner teaches the system discussed in claim 8. However, the combination of Shamoon, Heinonen lack the teaching of the system including means operative between said remote devices using said SMS for selectively disabling transmission thereto.

In the same field of endeavor, Donner discloses the system including means operative between said remote devices using said SMS for selectively disabling transmission thereto ("deleting, and/or editing rules", [0045] wherein the rule of data transmission can be removed/disabled).

One of ordinary skill in the art at the time of the invention would have recognized to adapt the teachings of the system including means operative between said remote devices using said SMS for selectively disabling transmission thereto as taught by Donner into the combination of Shamoon and Heinonen in order to enable the connectivity means to make necessary changes according to feasible respond with respect to the current environmental condition and status.

Regarding claim 12 and 20, Shamoon discloses a system with ubiquitous connectivity and communication system for controlling operation of an environmental condition associated with a structure, comprising: a device adapted to control the environmental condition associated with the structure ([0018]), send an indication of current status ([0018], lines 1-6), and receive an

indication of revised status ([0045], [0047]) wherein the user is enabled to reconfigure/enter the temperature condition revised status for said device);

However, Shamoon lacks the teachings of a wireless remote device adapted to: receive a first short message service via a wireless connection including the indication of the current status of the device; and send a second SMS message via the wireless connection including the indication of revised status and information associated with the wireless remote device; and a wireless base unit associated with the structure adapted to: receive the indication of current status from the device; transmit the indication of current status via a wireless connection to the wireless remote device as the first SMS message; receive the indication of revised status including the information associated with the wireless remote device via the wireless connection from the wireless remote device as the second SMS message; receive the indication revised status including the information associated with the wireless remote device via the wireless connection from the wireless remote as the second SMS message.

In the same field of endeavor, Heinonen discloses a system wherein a wireless remote device is adapted to: receive a first short message service via a wireless connection including the indication of the current status of the device (col. 6, line 67 -> col. 7, lines 1-9); and a wireless base unit associated with the structure (col. 3, lines 46-58) adapted to: receive the indication of current status from the device (col. 6, line 67 -> col. 7, lines 1-9); transmit the indication of current status via a wireless connection to the wireless remote device as the first SMS message (col. 3, lines 46-58); receive the indication of revised status including the information associated with the wireless remote device via the wireless connection from the wireless remote device as the second SMS message (col. 3, lines 46-58 wherein the response/revised status including the

information associated with the wireless remote device/measurement data is included in the responding personal message to the user's mobile station).

One of ordinary skill in the art at the time of the invention would have recognized to modify the teachings of receive a first short message service via a wireless connection including the indication of the current status of the device; and send a second SMS message via the wireless connection including the indication of revised status and information associated with the wireless remote device; and a wireless base unit associated with the structure adapted to: receive the indication of current status from the device; transmit the indication of current status via a wireless connection to the wireless remote device as the first SMS message; receive the indication of revised status including the information associated with the wireless remote device via the wireless connection from the wireless remote device as the second SMS message; receive the indication revised status including the information associated with the wireless remote device via the wireless connection from the wireless remote as the second SMS message; authenticate the second SMS message using the information associated with the wireless remote device; and send the indication of revised status to the device to control operation of the device as taught by Heinonen in order to incorporate the cellular network remote access control and SMS messaging scheme.

However, Heinonen still lacks the teaching of notify an authorized user of said remote device of receipt of an indication of current status; authenticate the second SMS message using the information associated with the wireless remote device; and send the indication of revised status to the device to control operation of the device.

In the same field of endeavor, Donner discloses the method of notify

an authorized user of said remote device of receipt of an indication of current status ([0020]); authenticating the second SMS message using the information associated with the wireless remote device; and send the indication of revised status to the device to control operation of the device ([0054]-[0056]).

One of ordinary skill in the art at the time of the invention would have recognized to adapt the teachings of notify an authorized user of said remote device of receipt of an indication of current status; authenticate the second SMS message using the information associated with the wireless remote device; and send the indication of revised status to the device to control operation of the device as taught by Donner in order to establish comprehensive access control mechanism with enhanced security and to prevent the intrusion of the third party from the premise timely make necessary changes due to the variation of the environment.

Regarding claim 13, Shamooin in view of Heinonen and further in view of Donner teaches all the limitations as applied to claim 1. In addition, Heinonen teaches the system wherein Heinonen further teaches the system connection further comprises a first wireless connection interfacing with the wireless base unit, a second wireless connection interfacing with the wireless remote device (col. 2, lines 60-67 -> col. 3, lines 1-6), and a non-wireless connection interfacing between the first wireless connection and the second wireless connection (col. 9, lines 60-67, also see Fig. 4).

Regarding claim 16, Shamooin in view of Heinonen and further in view of Donner teaches all the limitations as applied to claim 1. Heinonen further teaches the system wherein the wireless remote device further comprises a cellular telephone handset (col. 8, lines 14-19).

***Response to Arguments***

3. Applicant's arguments, filed 07/30/2010, with respect to the rejection(s) have been fully considered and are persuasive. Therefore, the rejection has been withdrawn. However, upon further consideration, a new ground(s) of rejection is made in view of Donner (US PGPub 2005/0079880 A1).

***Conclusion***

Any inquiry concerning this communication or earlier communications from the examiner should be directed to XIANG ZHANG whose telephone number is (571)270-7693. The examiner can normally be reached on Monday-Thursday, 8AM-4PM.

If attempts to reach the examiner by telephone are unsuccessful, the examiner's supervisor, Charles Appiah can be reached on (571)272-7904. The fax phone number for the organization where this application or proceeding is assigned is 571-273-8300.

Information regarding the status of an application may be obtained from the Patent Application Information Retrieval (PAIR) system. Status information for published applications may be obtained from either Private PAIR or Public PAIR. Status information for unpublished applications is available through Private PAIR only. For more information about the PAIR system, see <http://pair-direct.uspto.gov>. Should you have questions on access to the Private PAIR system, contact the Electronic Business Center (EBC) at 866-217-9197 (toll-free).



Application/Control Number: 11/686,993  
Art Unit: 2617

Page 13

If you would like assistance from a USPTO Customer Service Representative or access to the automated information system, call 800-786-9199 (IN USA OR CANADA) or 571-272-1000.

/XIANG ZHANG/  
Patent Examiner, Art Unit 2617

/Charles N. Appiah/  
Supervisory Patent Examiner, Art Unit 2617

<b>Notice of References Cited</b>	Application/Control No. 11/686,993	Applicant(s)/Patent Under Reexamination SHAMOON ET AL.	
	Examiner XIANG ZHANG	Art Unit 2617	Page 1 of 1

**U.S. PATENT DOCUMENTS**

*		Document Number Country Code-Number-Kind Code	Date MM-YYYY	Name	Classification
*	A	US-2005/0079880 A1	04-2005	Donner et al.	455/466
	B	US-			
	C	US-			
	D	US-			
	E	US-			
	F	US-			
	G	US-			
	H	US-			
	I	US-			
	J	US-			
	K	US-			
	L	US-			
	M	US-			


**FOREIGN PATENT DOCUMENTS**

*		Document Number Country Code-Number-Kind Code	Date MM-YYYY	Country	Name	Classification
	N					
	O					
	P					
	Q					
	R					
	S					
	T					

**NON-PATENT DOCUMENTS**

*		Include as applicable: Author, Title Date, Publisher, Edition or Volume, Pertinent Pages)
	U	
	V	
	W	
	X	

\*A copy of this reference is not being furnished with this Office action. (See MPEP § 707.05(a).)  
Dates in MM-YYYY format are publication dates. Classifications may be US or foreign.

<b>Search Notes</b>  	<b>Application/Control No.</b>  11686993	<b>Applicant(s)/Patent Under Reexamination</b>  SHAMOON ET AL.
	<b>Examiner</b>  XIANG ZHANG	<b>Art Unit</b>  2617

SEARCHED			
Class	Subclass	Date	Examiner
709	219, 208, 229, 243, 244,	01/21/10	X.Z
455	456.6, 92, 352, 418, 414, 420, 123, 151.1, 230, 352	01/21/10	X.Z

SEARCH NOTES			
Search Notes		Date	Examiner
See East Search notes		01/22/10	X..Z
See East Search Notes		08/09/2010	X.Z

INTERFERENCE SEARCH			
Class	Subclass	Date	Examiner

--	--

<b><i>Index of Claims</i></b>  	<b>Application/Control No.</b>  11686993	<b>Applicant(s)/Patent Under Reexamination</b>  SHAMOON ET AL.
	<b>Examiner</b>  XIANG ZHANG	<b>Art Unit</b>  2617

✓	<b>Rejected</b>	-	<b>Cancelled</b>	N	<b>Non-Elected</b>	A	<b>Appeal</b>
=	<b>Allowed</b>	÷	<b>Restricted</b>	I	<b>Interference</b>	O	<b>Objected</b>

<input type="checkbox"/> Claims renumbered in the same order as presented by applicant		<input type="checkbox"/> CPA		<input type="checkbox"/> T.D.		<input type="checkbox"/> R.1.47			
CLAIM		DATE							
Final	Original	01/24/2010	08/09/2010						
	1	✓	✓						
	2	✓	✓						
	3	✓	✓						
	4	✓	✓						
	5	✓	✓						
	6	✓	✓						
	7	✓	✓						
	8	✓	✓						
	9	✓	✓						
	10	✓	✓						
	11	✓	✓						
	12	✓	✓						
	13	✓	✓						
	14	✓	✓						
	15	✓	✓						
	16	✓	✓						
	17	✓	✓						
	18	✓	✓						
	19	✓	✓						
	20	✓	✓						

## EAST Search History

## EAST Search History (Prior Art)

Ref #	Hits	Search Query	DBs	Default Operator	Plurals	Time Stamp
L1	2	"20040092282"	US-PGPUB; USPAT; EPO; JPO; DERWENT	ADJ	ON	2010/08/09 19:56
L2	6	"7031663"	US-PGPUB; USPAT; EPO; JPO; DERWENT	ADJ	ON	2010/08/09 19:57
L3	3	"20040260406"	US-PGPUB; USPAT; EPO; JPO; DERWENT	ADJ	ON	2010/08/09 20:05
L4	1	"11686993"	US-PGPUB; USPAT; EPO; JPO; DERWENT	ADJ	ON	2010/08/09 20:07
L5	42	(455/466.ccls.) and ((forcast\$5 or report\$5) near2 (nature or weather or environment\$4)) and @ad<"20041118"	US-PGPUB; USPAT; EPO; JPO; DERWENT	ADJ	ON	2010/08/09 20:09
L6	19	5 and (((second or subsequent or respon\$5 or repl\$3) near2 message) same (adjust\$5 or set\$5 or modif\$5 or chang\$5 or varied or varying or alter\$5))	US-PGPUB; USPAT; EPO; JPO; DERWENT	ADJ	ON	2010/08/09 20:11
L7	0	5 and (((second or subsequent or respon\$5 or repl\$3) near2 message) same (adjust\$5 or set\$5 or modif\$5 or chang\$5 or varied or varying or alter\$5) same (verif\$5 or authenticat \$5))	US-PGPUB; USPAT; EPO; JPO; DERWENT	ADJ	ON	2010/08/09 20:12
L8	2	5 and (((second or subsequent or respon\$5 or repl\$3) near2 message) same (adjust\$5 or set\$5 or modif\$5 or chang\$5 or varied or varying or alter\$5) same3 (verif\$5 or authenticat \$5))	US-PGPUB; USPAT; EPO; JPO; DERWENT	ADJ	ON	2010/08/09 20:12

L9	9	5 and (((second or subsequent or respon\$5 or repl\$3) near2 message) same (adjust\$5 or set\$5 or modif\$5 or chang\$5 or varied or varying or alter\$5) and (verif\$5 or authenticat\$5))	US-PGPUB; USPAT; EPO; JPO; DERWENT	ADJ	ON	2010/08/09 20:13
L10	9	(455/466.ccls.) and ((monitor\$5) near2 (nature or weather or environment\$4)) and @ad<"20041118"	US-PGPUB; USPAT; EPO; JPO; DERWENT	ADJ	ON	2010/08/09 20:17
L11	21	(455/466.ccls.) and ((monitor\$5) near2 (nature or weather or environment\$4))	US-PGPUB; USPAT; EPO; JPO; DERWENT	ADJ	ON	2010/08/09 20:17
L12	15242	"21" and (((second or subsequent or respon\$5 or repl\$3) near2 message) same (adjust\$5 or set\$5 or modif\$5 or chang\$5 or varied or varying or alter\$5) and (verif\$5 or authenticat\$5))	US-PGPUB; USPAT; EPO; JPO; DERWENT	ADJ	ON	2010/08/09 20:18
L13	5	11 and (((second or subsequent or respon\$5 or repl\$3) near2 message) same (adjust\$5 or set\$5 or modif\$5 or chang\$5 or varied or varying or alter\$5) and (verif\$5 or authenticat\$5))	US-PGPUB; USPAT; EPO; JPO; DERWENT	ADJ	ON	2010/08/09 20:18
L14	14	(455/466.ccls.) and ((monitor\$5) near2 (temperature or humidity or (weather near2 forecast\$5) or occupancy or (shutdown near2 automatic\$5) or ((control or operat\$5) near3 sprinkler with weather)))	US-PGPUB; USPAT; EPO; JPO; DERWENT	ADJ	ON	2010/08/09 20:25

L15	0	14and (((second or subsequent or respon\$5 or repl\$3) near2 message) same (adjust\$5 or set\$5 or modif\$5 or chang\$5 or varied or varying or alter\$5) and (verif\$5 or authenticat\$5))	US-PGPUB; USPAT; EPO; JPO; DERWENT	ADJ	ON	2010/08/09 20:25
L16	1	14 and (((second or subsequent or respon\$5 or repl\$3) near2 message) same (adjust\$5 or set\$5 or modif\$5 or chang\$5 or varied or varying or alter\$5) and (verif\$5 or authenticat\$5))	US-PGPUB; USPAT; EPO; JPO; DERWENT	ADJ	ON	2010/08/09 20:26
L17	1	14 and (((second or subsequent or respon\$5 or repl\$3) near2 message) same (adjust\$5 or set\$5 or modif\$5 or chang\$5 or varied or varying or alter\$5))	US-PGPUB; USPAT; EPO; JPO; DERWENT	ADJ	ON	2010/08/09 20:31
L18	233	(455/466.ccls.) and ( (temperature or humidity or (weather near2 forecast\$5) or occupancy or (shutdown near2 automatic\$5) or ((control or operat\$5) near3 sprinkler with weather)))	US-PGPUB; USPAT; EPO; JPO; DERWENT	ADJ	ON	2010/08/09 20:32
L19	24	18 and (((second or subsequent or respon\$5 or repl\$3) near2 message) same (adjust\$5 or set\$5 or modif\$5 or chang\$5 or varied or varying or alter\$5) and (verif\$5 or authenticat\$5))	US-PGPUB; USPAT; EPO; JPO; DERWENT	ADJ	ON	2010/08/09 20:32
L20	1	18 and (((second or subsequent or respon\$5 or repl\$3) near2 message) same (adjust\$5 or set\$5 or modif\$5 or chang\$5 or varied or varying or alter\$5) same (verif\$5 or authenticat\$5))	US-PGPUB; USPAT; EPO; JPO; DERWENT	ADJ	ON	2010/08/09 20:33

L21	8	18 and (((second or subsequent or respon\$5 or repl\$3) near2 message) same (adjust\$5 or set\$5 or modif\$5 or chang\$5 or varied or varying or alter\$5)) and @ad<"20041118" and (verif\$5 or authenticat\$5)	US-PGPUB; USPAT; EPO; JPO; DERWENT	ADJ	ON	2010/08/09 20:35
L22	6	21 and cellular	US-PGPUB; USPAT; EPO; JPO; DERWENT	ADJ	ON	2010/08/09 20:39
L23	22	18 and (((second or subsequent or respon\$5 or repl\$3) near2 message) same (adjust\$5 or set\$5 or modif\$5 or chang\$5 or varied or varying or alter\$5)) and @ad<"20041118"	US-PGPUB; USPAT; EPO; JPO; DERWENT	ADJ	ON	2010/08/09 20:44
L24	17	23 and cellular	US-PGPUB; USPAT; EPO; JPO; DERWENT	ADJ	ON	2010/08/09 20:44
L25	9	18 and (((second or subsequent or respon\$5 or repl\$3) near2 message) same (adjust\$5 or modif\$5 or chang\$5 or varied or varying or alter\$5)) and @ad<"20041118"	US-PGPUB; USPAT; EPO; JPO; DERWENT	ADJ	ON	2010/08/09 20:45
L26	7	25 and cellular	US-PGPUB; USPAT; EPO; JPO; DERWENT	ADJ	ON	2010/08/09 20:45
L27	0	18 and (((authenticat\$5 or verif\$5) near4 message) same (adjust\$5 or modif\$5 or chang\$5 or varied or varying or alter\$5)) and @ad<"20041118"	US-PGPUB; USPAT; EPO; JPO; DERWENT	ADJ	ON	2010/08/09 21:41
L28	9440	((("SMS" or short message \$4) same (temperature or humidity or (weather near2 forecast\$5) or occupancy or (shutdown near2 automatic\$5) or ((control or operat\$5) near3 sprinkler with weather)))	US-PGPUB; USPAT; EPO; JPO; DERWENT	ADJ	ON	2010/08/09 21:41



L29	1	28 and (((authenticat\$5 or verif\$5) near4 message) same (adjust\$5 or modif\$5 or chang\$5 or varied or varying or alter\$5)) and @ad<"20041118"	US-PGPUB; USPAT; EPO; JPO; DERWENT	ADJ	ON	2010/08/09 21:42
L30	3411	((("SMS" or short message \$4) with (temperature or humidity or (weather near2 forecast\$5) or occupancy or (shutdown near2 automatic\$5) or ((control or operat\$5) near3 sprinkler with weather)))	US-PGPUB; USPAT; EPO; JPO; DERWENT	ADJ	ON	2010/08/09 21:45
L31	6	18 and (((authenticat\$5 or verif\$5) same message) same (adjust\$5 or modif\$5 or chang\$5 or varied or varying or alter\$5)) and @ad<"20041118"	US-PGPUB; USPAT; EPO; JPO; DERWENT	ADJ	ON	2010/08/09 21:46
L32	0	18 and ((controller same (authenticat\$5 or verif\$5) same message) same (adjust\$5 or modif\$5 or chang\$5 or varied or varying or alter\$5)) and @ad<"20041118"	US-PGPUB; USPAT; EPO; JPO; DERWENT	ADJ	ON	2010/08/09 21:50
L33	0	28 and bluetooth and ((controller same (authenticat\$5 or verif\$5) same message) same (adjust\$5 or modif\$5 or chang\$5 or varied or varying or alter\$5)) and @ad<"20041118"	US-PGPUB; USPAT; EPO; JPO; DERWENT	ADJ	ON	2010/08/09 21:54
L34	0	28 and bluetooth and ((control\$5 same (authenticat\$5 or verif\$5) same message) same (adjust\$5 or modif\$5 or chang\$5 or varied or varying or alter\$5)) and @ad<"20041118"	US-PGPUB; USPAT; EPO; JPO; DERWENT	ADJ	ON	2010/08/09 21:54

L35	0	28 and bluetooth and ((operator same (authenticat\$5 or verif\$5) same message) same (adjust\$5 or modif\$5 or chang\$5 or varied or varying or alter\$5)) and @ad<"20041118"	US-PGPUB; USPAT; EPO; JPO; DERWENT	ADJ	ON	2010/08/09 21:55
L36	0	28 and bluetooth and (((control\$5 or operator) same (authenticat\$5 or verif\$5) same message) same (adjust\$5 or modif \$5 or chang\$5 or varied or varying or alter\$5)) and @ad<"20041118"	US-PGPUB; USPAT; EPO; JPO; DERWENT	ADJ	ON	2010/08/09 21:56
L37	4	28 and bluetooth and (((control\$5 or operator) same (authenticat\$5 or verif\$5) same message) same (adjust\$5 or modif \$5 or chang\$5 or varied or varying or alter\$5))	US-PGPUB; USPAT; EPO; JPO; DERWENT	ADJ	ON	2010/08/09 21:56
L38	1	28 and ("NFC") and (((control\$5 or operator) same (authenticat\$5 or verif\$5) same message) same (adjust\$5 or modif \$5 or chang\$5 or varied or varying or alter\$5))	US-PGPUB; USPAT; EPO; JPO; DERWENT	ADJ	ON	2010/08/09 22:03

8/9/2010 11:57:00 PM

C:\Documents and Settings\xzhang\My Documents\e-Red Folder\11686993\11686993amd1.wsp

Under the Paperwork Reduction Act of 1995, no persons are required to respond to a collection of information unless it displays a valid OMB control number.

<b>POWER OF ATTORNEY OR REVOCATION OF POWER OF ATTORNEY WITH A NEW POWER OF ATTORNEY AND CHANGE OF CORRESPONDENCE ADDRESS</b>	<b>Application Number</b>	11/686,993
	<b>Filing Date</b>	03/16/2007
	<b>First Named Inventor</b>	Shamoon, Charles G.
	<b>Title</b>	UBIQUITOUS CONNECTIVITY AND ...
	<b>Art Unit</b>	2617
	<b>Examiner Name</b>	Zhang, Xiang
	<b>Attorney Docket Number</b>	8006-06-07

I hereby revoke all previous powers of attorney given in the above-identified application.

☐ A Power of Attorney is submitted herewith.

**OR**

☒ I hereby appoint Practitioner(s) associated with the following Customer Number as my/our attorney(s) or agent(s) to prosecute the application identified above, and to transact all business in the United States Patent and Trademark Office connected therewith:

26160

**OR**

☐ I hereby appoint Practitioner(s) named below as my/our attorney(s) or agent(s) to prosecute the application identified above, and to transact all business in the United States Patent and Trademark Office connected therewith:

Practitioner(s) Name	Registration Number

Please recognize or change the correspondence address for the above-identified application to:

☒ The address associated with the above-mentioned Customer Number.

**OR**

☐ The address associated with Customer Number:

**OR**

<input type="checkbox"/> Firm or Individual Name			
Address			
City	State	Zip	
Country			
Telephone	Email		

I am the:


☐ Applicant/Inventor.

**OR**

☒ Assignee of record of the entire interest. See 37 CFR 3.71.

Statement under 37 CFR 3.73(b) (Form PTO/SB/96) submitted herewith or filed on \_\_\_\_\_

**SIGNATURE of Applicant or Assignee of Record**

Signature		Date	11-29-2010
Name	Charles G. Shamoon	Telephone	214-491-7247
Title and Company	Assignee of Record		

**NOTE:** Signatures of all the inventors or assignees of record of the entire interest or their representative(s) are required. Submit multiple forms if more than one signature is required, see below.

☒ \*Total of 2 forms are submitted.

This collection of information is required by 37 CFR 1.31, 1.32 and 1.33. The information is required to obtain or retain a benefit by the public which is to file (and by the USPTO to process) an application. Confidentiality is governed by 35 U.S.C. 122 and 37 CFR 1.11 and 1.14. This collection is estimated to take 3 minutes to complete, including gathering, preparing, and submitting the completed application form to the USPTO. Time will vary depending upon the individual case. Any comments on the amount of time you require to complete this form and/or suggestions for reducing this burden, should be sent to the Chief Information Officer, U.S. Patent and Trademark Office, U.S. Department of Commerce, P.O. Box 1450, Alexandria, VA 22313-1450. DO NOT SEND FEES OR COMPLETED FORMS TO THIS ADDRESS. **SEND TO: Commissioner for Patents, P.O. Box 1450, Alexandria, VA 22313-1450.**

If you need assistance in completing the form, call 1-800-PTO-9199 and select option 2.

Under the Paperwork Reduction Act of 1995, no persons are required to respond to a collection of information unless it displays a valid OMB control number.

<b>POWER OF ATTORNEY OR REVOCATION OF POWER OF ATTORNEY WITH A NEW POWER OF ATTORNEY AND CHANGE OF CORRESPONDENCE ADDRESS</b>	<b>Application Number</b>	11/686,993
	<b>Filing Date</b>	03/16/2007
	<b>First Named Inventor</b>	Shamoon, Charles G.
	<b>Title</b>	UBIQUITOUS CONNECTIVITY AND ...
	<b>Art Unit</b>	2617
	<b>Examiner Name</b>	Zhang, Xiang
	<b>Attorney Docket Number</b>	8006-06-07

I hereby revoke all previous powers of attorney given in the above-identified application.

☐ A Power of Attorney is submitted herewith.

OR

☒ I hereby appoint Practitioner(s) associated with the following Customer Number as my/our attorney(s) or agent(s) to prosecute the application identified above, and to transact all business in the United States Patent and Trademark Office connected therewith:

26160

OR

☐ I hereby appoint Practitioner(s) named below as my/our attorney(s) or agent(s) to prosecute the application identified above, and to transact all business in the United States Patent and Trademark Office connected therewith:

Practitioner(s) Name	Registration Number

Please recognize or change the correspondence address for the above-identified application to:

☒ The address associated with the above-mentioned Customer Number.

OR

☐ The address associated with Customer Number:

OR

<input type="checkbox"/> Firm or Individual Name			
Address			
City	State	Zip	
Country			
Telephone	Email		

I am the:

☐ Applicant/Inventor.

OR

☒ Assignee of record of the entire interest. See 37 CFR 3.71.

Statement under 37 CFR 3.73(b) (Form PTO/SB/96) submitted herewith or filed on \_\_\_\_\_.

**SIGNATURE of Applicant or Assignee of Record**

Signature	<i>Deborah H. Shamoon</i>	Date	11-29-2010
Name	Deborah H. Shamoon	Telephone	214-491-7247
Title and Company	Assignee of Record		

**NOTE:** Signatures of all the inventors or assignees of record of the entire interest or their representative(s) are required. Submit multiple forms if more than one signature is required, see below.

☒ \*Total of 2 forms are submitted.

This collection of information is required by 37 CFR 1.31, 1.32 and 1.33. The information is required to obtain or retain a benefit by the public which is to file (and by the USPTO to process) an application. Confidentiality is governed by 35 U.S.C. 122 and 37 CFR 1.11 and 1.14. This collection is estimated to take 3 minutes to complete, including gathering, preparing, and submitting the completed application form to the USPTO. Time will vary depending upon the individual case. Any comments on the amount of time you require to complete this form and/or suggestions for reducing this burden, should be sent to the Chief Information Officer, U.S. Patent and Trademark Office, U.S. Department of Commerce, P.O. Box 1450, Alexandria, VA 22313-1450. DO NOT SEND FEES OR COMPLETED FORMS TO THIS ADDRESS. **SEND TO: Commissioner for Patents, P.O. Box 1450, Alexandria, VA 22313-1450.**

If you need assistance in completing the form, call 1-800-PTO-9199 and select option 2.

Electronic Acknowledgement Receipt	
<b>EFS ID:</b>	8926634
<b>Application Number:</b>	11686993
<b>International Application Number:</b>	
<b>Confirmation Number:</b>	7384
<b>Title of Invention:</b>	UBIQUITOUS CONNECTIVITY AND CONTROL SYSTEM FOR REMOTE LOCATIONS
<b>First Named Inventor/Applicant Name:</b>	Charles G. SHAMOON
<b>Customer Number:</b>	23983
<b>Filer:</b>	Carl F. Melito
<b>Filer Authorized By:</b>	
<b>Attorney Docket Number:</b>	8006-06-07
<b>Receipt Date:</b>	29-NOV-2010
<b>Filing Date:</b>	16-MAR-2007
<b>Time Stamp:</b>	19:28:28
<b>Application Type:</b>	Utility under 35 USC 111(a)

**Payment information:**

Submitted with Payment		no			
<b>File Listing:</b>					
Document Number	Document Description	File Name	File Size(Bytes)/ Message Digest	Multi Part /.zip	Pages (if appl.)
1	Power of Attorney	sb0081.pdf	135160 ee664150316362c63c80dfec213deba41bf b10e	no	2
<b>Warnings:</b>					
<b>Information:</b>					

This Acknowledgement Receipt evidences receipt on the noted date by the USPTO of the indicated documents, characterized by the applicant, and including page counts, where applicable. It serves as evidence of receipt similar to a Post Card, as described in MPEP 503.

**New Applications Under 35 U.S.C. 111**

If a new application is being filed and the application includes the necessary components for a filing date (see 37 CFR 1.53(b)-(d) and MPEP 506), a Filing Receipt (37 CFR 1.54) will be issued in due course and the date shown on this Acknowledgement Receipt will establish the filing date of the application.

**National Stage of an International Application under 35 U.S.C. 371**

If a timely submission to enter the national stage of an international application is compliant with the conditions of 35 U.S.C. 371 and other applicable requirements a Form PCT/DO/EO/903 indicating acceptance of the application as a national stage submission under 35 U.S.C. 371 will be issued in addition to the Filing Receipt, in due course.

**New International Application Filed with the USPTO as a Receiving Office**

If a new international application is being filed and the international application includes the necessary components for an international filing date (see PCT Article 11 and MPEP 1810), a Notification of the International Application Number and of the International Filing Date (Form PCT/RO/105) will be issued in due course, subject to prescriptions concerning national security, and the date shown on this Acknowledgement Receipt will establish the international filing date of the application.



UNITED STATES PATENT AND TRADEMARK OFFICE

UNITED STATES DEPARTMENT OF COMMERCE  
United States Patent and Trademark Office  
Address: COMMISSIONER FOR PATENTS  
P.O. Box 1450  
Alexandria, Virginia 22313-1450  
www.uspto.gov

APPLICATION NUMBER	FILING OR 371(C) DATE	FIRST NAMED APPLICANT	ATTY. DOCKET NO./TITLE
11/686,993	03/16/2007	Charles G. SHAMOON	8006-06-07

**CONFIRMATION NO. 7384**

23983

Ishman Law Firm P.C.

P.O BOX 1297

Holly Springs, NC 27540-1297

**MISCELLANEOUS NOTICE**



\*OC000000044786666\*

Date Mailed: 12/03/2010

A communication which cannot be delivered in electronic form has been mailed to the applicant.



## UNITED STATES PATENT AND TRADEMARK OFFICE

UNITED STATES DEPARTMENT OF COMMERCE  
 United States Patent and Trademark Office  
 Address: COMMISSIONER FOR PATENTS  
 P.O. Box 1450  
 Alexandria, Virginia 22313-1450  
 www.uspto.gov

APPLICATION NUMBER	FILING DATE	FIRST NAMED APPLICANT	ATTY. DOCKET NO./TITLE
11/686,993	03/16/2007	Charles G. SHAMOON	8006-06-07

## CONFIRMATION NO. 7384

23983  
 Ishman Law Firm P.C.  
 P.O BOX 1297  
 Holly Springs, NC 27540-1297



\*OC000000044786666\*

Cc: MELITO, CARL F. , ATTORNEY AT LAW  
 12225 GREENVILLE AVENUE  
 SUITE 700  
 DALLAS, TX 75243


Date Mailed: 12/03/2010

## DENIAL OF REQUEST FOR POWER OF ATTORNEY

The request for Power of Attorney filed 11/29/2010 is acknowledged. However, the request cannot be granted at this time for the reason stated below.

- ☐ The Power of Attorney you provided did not comply with the new Power of Attorney rules that became effective on June 25, 2004. See 37 CFR 1.32.
- ☐ The revocation is not signed by the applicant, the assignee of the entire interest, or one particular principal attorney having the authority to revoke.
- ☒ The Power of Attorney is from an assignee and the Certificate required by 37 CFR 3.73(b) has not been received.
- ☐ The person signing for the assignee has omitted their empowerment to sign on behalf of the assignee.
- ☐ The inventor(s) is without authority to appoint attorneys since the assignee has intervened as provided by 37 CFR 3.71.
- ☐ The signature(s) of \_\_\_\_\_, a co-inventor in this application, has been omitted. The Power of Attorney will be entered upon receipt of confirmation signed by said co-inventor(s).
- ☐ The person(s) appointed in the Power of Attorney is not registered to practice before the U.S. Patent and Trademark Office.

Questions relating to this Notice should be directed to the Application Assistance Unit.

  
 Office of Data Management, Application Assistance Unit (571) 272-4000, or (571) 272-4200, or 1-888-786-0101



**STATEMENT UNDER 37 CFR 3.73(b)**

Applicant/Patent Owner: Charles G. Shamoon

Application No./Patent No.: 11/686,993

Filed/Issue Date: 03/16/2007

Titled: UBIQUITOUS CONNECTIVITY AND CONTROL SYSTEM FOR REMOTE LOCATIONS

Charles G. Shamoon, a individual

(Name of Assignee)

(Type of Assignee, e.g., corporation, partnership, university, government agency, etc.)

states that it is:

1. ☐ the assignee of the entire right, title, and interest in;
2. ☐ an assignee of less than the entire right, title, and interest in  
(The extent (by percentage) of its ownership interest is \_\_\_\_\_ %); or
3. ☒ the assignee of an undivided interest in the entirety of (a complete assignment from one of the joint inventors was made)

the patent application/patent identified above, by virtue of either:

- A. ☒ An assignment from the inventor(s) of the patent application/patent identified above. The assignment was recorded in the United States Patent and Trademark Office at Reel 016096, Frame 0412, or for which a copy therefore is attached.

OR

- B. ☐ A chain of title from the inventor(s), of the patent application/patent identified above, to the current assignee as follows:

1. From: \_\_\_\_\_ To: \_\_\_\_\_

The document was recorded in the United States Patent and Trademark Office at  
Reel \_\_\_\_\_, Frame \_\_\_\_\_, or for which a copy thereof is attached.

2. From: \_\_\_\_\_ To: \_\_\_\_\_

The document was recorded in the United States Patent and Trademark Office at  
Reel \_\_\_\_\_, Frame \_\_\_\_\_, or for which a copy thereof is attached.

3. From: \_\_\_\_\_ To: \_\_\_\_\_

The document was recorded in the United States Patent and Trademark Office at  
Reel \_\_\_\_\_, Frame \_\_\_\_\_, or for which a copy thereof is attached.

☐ Additional documents in the chain of title are listed on a supplemental sheet(s).

- ☒ As required by 37 CFR 3.73(b)(1)(i), the documentary evidence of the chain of title from the original owner to the assignee was, or concurrently is being, submitted for recordation pursuant to 37 CFR 3.11.

[NOTE: A separate copy (i.e., a true copy of the original assignment document(s)) must be submitted to Assignment Division in accordance with 37 CFR Part 3, to record the assignment in the records of the USPTO. See MPEP 302.08]

The undersigned (whose title is supplied below) is authorized to act on behalf of the assignee.

  
Signature

12-6-2010  
Date

Charles G. Shamoon

Assignee of Record

Printed or Typed Name

Title

This collection of information is required by 37 CFR 3.73(b). The information is required to obtain or retain a benefit by the public which is to file (and by the USPTO to process) an application. Confidentiality is governed by 35 U.S.C. 122 and 37 CFR 1.11 and 1.14. This collection is estimated to take 12 minutes to complete, including gathering, preparing, and submitting the completed application form to the USPTO. Time will vary depending upon the individual case. Any comments on the amount of time you require to complete this form and/or suggestions for reducing this burden, should be sent to the Chief Information Officer, U.S. Patent and Trademark Office, U.S. Department of Commerce, P.O. Box 1450, Alexandria, VA 22313-1450. DO NOT SEND FEES OR COMPLETED FORMS TO THIS ADDRESS. SEND TO: Commissioner for Patents, P.O. Box 1450, Alexandria, VA 22313-1450.

If you need assistance in completing the form, call 1-800-PTO-9199 and select option 2.

**STATEMENT UNDER 37 CFR 3.73(b)**

Applicant/Patent Owner: Deborah H. Shamoon

Application No./Patent No.: 11/686,993

Filed/Issue Date: 03/16/2007

Titled: UBIQUITOUS CONNECTIVITY AND CONTROL SYSTEM FOR REMOTE LOCATIONS

Deborah H. Shamoon, a individual

(Name of Assignee)

(Type of Assignee, e.g., corporation, partnership, university, government agency, etc.)

states that it is:

1. ☐ the assignee of the entire right, title, and interest in;
2. ☐ an assignee of less than the entire right, title, and interest in  
(The extent (by percentage) of its ownership interest is \_\_\_\_\_ %); or
3. ☒ the assignee of an undivided interest in the entirety of (a complete assignment from one of the joint inventors was made)

the patent application/patent identified above, by virtue of either:

- A. ☒ An assignment from the inventor(s) of the patent application/patent identified above. The assignment was recorded in the United States Patent and Trademark Office at Reel 016096, Frame 0412, or for which a copy therefore is attached.

OR

- B. ☐ A chain of title from the inventor(s), of the patent application/patent identified above, to the current assignee as follows:

1. From: \_\_\_\_\_ To: \_\_\_\_\_

The document was recorded in the United States Patent and Trademark Office at  
Reel \_\_\_\_\_, Frame \_\_\_\_\_, or for which a copy thereof is attached.

2. From: \_\_\_\_\_ To: \_\_\_\_\_

The document was recorded in the United States Patent and Trademark Office at  
Reel \_\_\_\_\_, Frame \_\_\_\_\_, or for which a copy thereof is attached.

3. From: \_\_\_\_\_ To: \_\_\_\_\_

The document was recorded in the United States Patent and Trademark Office at  
Reel \_\_\_\_\_, Frame \_\_\_\_\_, or for which a copy thereof is attached.

☐ Additional documents in the chain of title are listed on a supplemental sheet(s).

- ☒ As required by 37 CFR 3.73(b)(1)(i), the documentary evidence of the chain of title from the original owner to the assignee was, or concurrently is being, submitted for recordation pursuant to 37 CFR 3.11.

[NOTE: A separate copy (i.e., a true copy of the original assignment document(s)) must be submitted to Assignment Division in accordance with 37 CFR Part 3, to record the assignment in the records of the USPTO. See MPEP 302.08]

The undersigned (whose title is supplied below) is authorized to act on behalf of the assignee.

Deborah H. Shamoon  
Signature

12-6-10  
Date

Deborah H. Shamoon

Assignee of Record

Printed or Typed Name

Title

This collection of information is required by 37 CFR 3.73(b). The information is required to obtain or retain a benefit by the public which is to file (and by the USPTO to process) an application. Confidentiality is governed by 35 U.S.C. 122 and 37 CFR 1.11 and 1.14. This collection is estimated to take 12 minutes to complete, including gathering, preparing, and submitting the completed application form to the USPTO. Time will vary depending upon the individual case. Any comments on the amount of time you require to complete this form and/or suggestions for reducing this burden, should be sent to the Chief Information Officer, U.S. Patent and Trademark Office, U.S. Department of Commerce, P.O. Box 1450, Alexandria, VA 22313-1450. DO NOT SEND FEES OR COMPLETED FORMS TO THIS ADDRESS. SEND TO: Commissioner for Patents, P.O. Box 1450, Alexandria, VA 22313-1450.

If you need assistance in completing the form, call 1-800-PTO-9199 and select option 2.

Electronic Acknowledgement Receipt	
<b>EFS ID:</b>	8976924
<b>Application Number:</b>	11686993
<b>International Application Number:</b>	
<b>Confirmation Number:</b>	7384
<b>Title of Invention:</b>	UBIQUITOUS CONNECTIVITY AND CONTROL SYSTEM FOR REMOTE LOCATIONS
<b>First Named Inventor/Applicant Name:</b>	Charles G. SHAMOON
<b>Customer Number:</b>	23983
<b>Filer:</b>	Carl F. Melito
<b>Filer Authorized By:</b>	
<b>Attorney Docket Number:</b>	8006-06-07
<b>Receipt Date:</b>	06-DEC-2010
<b>Filing Date:</b>	16-MAR-2007
<b>Time Stamp:</b>	19:27:20
<b>Application Type:</b>	Utility under 35 USC 111(a)

### Payment information:

Submitted with Payment	no				
<b>File Listing:</b>					
Document Number	Document Description	File Name	File Size(Bytes)/ Message Digest	Multi Part /.zip	Pages (if appl.)
1	Assignee showing of ownership per 37 CFR 3.73(b).	sb0096.pdf	143387 e4a7f5372b032d2104d2dc60be9596adab632d49	no	2
<b>Warnings:</b>					
<b>Information:</b>					

This Acknowledgement Receipt evidences receipt on the noted date by the USPTO of the indicated documents, characterized by the applicant, and including page counts, where applicable. It serves as evidence of receipt similar to a Post Card, as described in MPEP 503.

**New Applications Under 35 U.S.C. 111**

If a new application is being filed and the application includes the necessary components for a filing date (see 37 CFR 1.53(b)-(d) and MPEP 506), a Filing Receipt (37 CFR 1.54) will be issued in due course and the date shown on this Acknowledgement Receipt will establish the filing date of the application.

**National Stage of an International Application under 35 U.S.C. 371**

If a timely submission to enter the national stage of an international application is compliant with the conditions of 35 U.S.C. 371 and other applicable requirements a Form PCT/DO/EO/903 indicating acceptance of the application as a national stage submission under 35 U.S.C. 371 will be issued in addition to the Filing Receipt, in due course.

**New International Application Filed with the USPTO as a Receiving Office**

If a new international application is being filed and the international application includes the necessary components for an international filing date (see PCT Article 11 and MPEP 1810), a Notification of the International Application Number and of the International Filing Date (Form PCT/RO/105) will be issued in due course, subject to prescriptions concerning national security, and the date shown on this Acknowledgement Receipt will establish the international filing date of the application.



UNITED STATES PATENT AND TRADEMARK OFFICE

UNITED STATES DEPARTMENT OF COMMERCE  
United States Patent and Trademark Office  
Address: COMMISSIONER FOR PATENTS  
P.O. Box 1450  
Alexandria, Virginia 22313-1450  
www.uspto.gov

APPLICATION NUMBER	FILING OR 371(C) DATE	FIRST NAMED APPLICANT	ATTY. DOCKET NO./TITLE
11/686,993	03/16/2007	Charles G. SHAMOON	8006-06-07

**CONFIRMATION NO. 7384**

23983  
Ishman Law Firm P.C.  
P.O BOX 1297  
Holly Springs, NC 27540-1297

**POWER OF ATTORNEY NOTICE**



\*OC000000045248762\*

Date Mailed: 01/03/2011

**NOTICE REGARDING CHANGE OF POWER OF ATTORNEY**

This is in response to the Power of Attorney filed 12/06/2010.

- The Power of Attorney to you in this application has been revoked by the assignee who has intervened as provided by 37 CFR 3.71. Future correspondence will be mailed to the new address of record(37 CFR 1.33).

/s/ibrahim/

Office of Data Management, Application Assistance Unit (571) 272-4000, or (571) 272-4200, or 1-888-786-0101



UNITED STATES PATENT AND TRADEMARK OFFICE

UNITED STATES DEPARTMENT OF COMMERCE  
United States Patent and Trademark Office  
Address: COMMISSIONER FOR PATENTS  
P.O. Box 1450  
Alexandria, Virginia 22313-1450  
www.uspto.gov

APPLICATION NUMBER	FILING OR 371(C) DATE	FIRST NAMED APPLICANT	ATTY. DOCKET NO./TITLE
11/686,993	03/16/2007	Charles G. SHAMOON	8006-06-07

**CONFIRMATION NO. 7384**

**POA ACCEPTANCE LETTER**

26160  
MELITO, CARL F. , ATTORNEY AT LAW  
12225 GREENVILLE AVENUE  
SUITE 700  
DALLAS, TX 75243



Date Mailed: 01/03/2011

**NOTICE OF ACCEPTANCE OF POWER OF ATTORNEY**

This is in response to the Power of Attorney filed 12/06/2010.

The Power of Attorney in this application is accepted. Correspondence in this application will be mailed to the above address as provided by 37 CFR 1.33.

/s/brahim/

Office of Data Management, Application Assistance Unit (571) 272-4000, or (571) 272-4200, or 1-888-786-0101

Application No.: 11/686,993  
Date of Response: **March 2, 2011**  
Date of Office Action: September 3, 2010

IN THE UNITED STATES PATENT AND TRADEMARK OFFICE

Application No. : 11/686, 993  
Applicant : Charles Shamoon  
Filed : March 16, 2007  
TC/A.U. : 2617  
Title : Ubiquitous Connectivity and Control System for  
Remote Locations  
Examiner : Zhang, Xiang  
Docket No. : 8006-06-07  
Customer No. : 26160  
Confirmation No. : 7384

**RESPONSE TO SECOND OFFICE ACTION MAILED SEPTEMBER 3, 2010**

COMMISSIONER FOR PATENTS  
P. O. Box 1450  
Alexandria, VA 22313-1450

Dear Sir:

Applicant hereby petitions for a three-month extension of time to respond to the Office Action mailed September 3, 2010 (hereinafter "the Office Action"), thus extending the due date for this Response from December 3, 2010 to March 3, 2011. The fee pursuant to 37 CFR 1.17(a)(2) accompanies this Response. In response to the Office Action, please amend the application as follows:

Amendments to the Specification: NONE

Amendments to the Claims: see Claims Status

Amendments to the Drawings: NONE

The claims as they now stand are reproduced in the Claims Status starting on page 2 of this Office Action for clarification and ease of reference.

Claims Status

1. (Original) A ubiquitous connectivity and communications system for controlling operation of an environmental condition in a structure, comprising:
  - a device for controlling the environmental condition in the structure;
  - a base unit in said structure and operatively interfaced with said device to control the operation thereof;
  - a remote device adapted to send and receive short message service (SMS) messages;
  - wireless connectivity means providing an on-demand, private and direct communications interface from said remote device and enabling instant wireless connectivity with said base unit;
  - means for providing an indication of current status of said device to said base unit;
  - means for transmitting said indication of current status through said connectivity means from the base unit to said remote device as a first SMS message;
  - display means at said remote device for indicating said current status of said device;
  - input means at said remote device for prescribing an indication of revised status for said device as a second SMS message, wherein the second SMS message includes information associated with the remote device;
  - means for transmitting said second SMS message including information associated with the remote device and the indication of revised status through said connectivity means to said base unit, wherein the base unit is adapted to authenticate the second SMS message using the information associated with the remote device;
  - means operatively associated with said base unit and operatively connected with said device for effecting said revised status for said device.
2. (Original) The system as recited in claim 1 wherein said device for controlling the environmental condition includes electronic and electromechanical switching means interfaced with said device for controlling the environmental condition.
3. (Original) The system as recited in claim 1 wherein said base unit is a microcontroller-based processing unit having customizable application specific software.



4. (Original) The system as recited in claim 1 wherein said remote device is a cellular telephone handset with custom programmability means.
5. (Original) The system as recited in claim 4 wherein said custom programmability means is a JAVA programming kernel.
6. (Original) The system as recited in claim 4 wherein said custom programmability means is a J2ME programming kernel.
7. (Original) The system as recited in claim 1 wherein said connectivity means includes a transmitting and receiving module in said base unit and a transmitting and receiving unit in said remote device operatively communicating with each other over a cellular telephone network.
8. (Original) The system as recited in claim 1 wherein said means for providing an indication of current status to said base unit and said means for transmitting said indication of current status is a short message service (SMS) message carried along a cellular telephone network.
9. (Original) The system as recited in claim 1 wherein said display means is a liquid crystal display module.
10. (Original) The system as recited in claim 9 wherein said liquid crystal module includes selectable graphic icons corresponding to environmental conditions being monitored or controlled.
11. (Original) The system as recited in claim 8 including means operative between said remote devices using said SMS for selectively disabling transmission thereto.
12. (Original) A ubiquitous connectivity and communications system for controlling operation of an environmental condition associated with a structure, comprising:  
  
a device adapted to control the environmental condition associated with the structure, send an indication of current status and receive an indication of revised status;  
  
a wireless remote device adapted to:

receive a first short message service (SMS) message via a wireless connection including the indication of the current status of the device;

notify an authorized user of said remote device of receipt of an indication of current status; and

send a second SMS message via the wireless connection including the indication of revised status and information associated with the wireless remote device; and

a wireless base unit associated with the structure adapted to:

receive the indication of current status from the device;

transmit the indication of current status via a wireless connection to the wireless remote device as the first SMS message;

receive the indication of revised status including the information associated with the wireless remote device via the wireless connection from the wireless remote device as the second SMS message;

authenticate the second SMS message using the information associated with the wireless remote device; and

send the indication of revised status to the device to control operation of the device.

13. (Original) The system of claim 12 wherein the wireless connection further comprises first wireless connection interfacing with the wireless base unit, a second wireless connection interfacing with the wireless remote device, and non-wireless connection interfacing between the first wireless connection and the second wireless connection.
14. (Original) The system of claim 12 wherein the device includes electronic and electromechanical switching means interfaced with the device for controlling the environmental condition.

15. (Original) The system of claim 12 wherein the wireless base unit further comprises a microcontroller-based processing unit having customizable application specific software.
16. (Original) The system of claim 12 wherein the wireless remote device further comprises a cellular telephone handset.
17. (Original) The system of claim 16 wherein the cellular telephone handset includes at least one of a customizable JAVA programming kernel and a customizable J2ME programming kernel
18. (Original) The system of claim 12 wherein the wireless connection further comprises a cellular telephone network.
19. (Currently amended) A ubiquitous connectively and communications system for controlling operation of an environmental condition in a structure, comprising:  
~~[a device for controlling the environmental condition in the structure;]~~  
a base unit in said structure and operatively interfaced with an environmental device for controlling an environmental condition in a structure ~~[said device to control the operation thereof];~~  
said base unit comprising a transmitter and receiver unit for sending to and receiving from a remote device ~~[adapted to send and receive]~~ messages using short message service (SMS) and/or data bearer service over a cellular network using;  
wireless connectivity means providing an on-demand, private and direct communications interface from said remote device with said service and enabling instant wireless connectivity with said base unit; and  
~~[means for providing an indication of current status of said device to said base unit ;]~~  
means for transmitting an ~~[said]~~ indication of current status ~~[through said connectivity means from the base unit to said remote device]~~ using said service as a first message for display [~~;~~];  
~~display means~~ at said remote device for indicating said current status of said environmental device based on said first message , said receiver unit receiving from said remote device  
~~[input means at said remote device for prescribing an indication]~~ a second message

indicating a ~~[of]~~ revised status for said environmental device ~~[as a second message]~~, wherein ~~the~~ said second message includes information associated with ~~the~~ said remote device;

~~[means for transmitting]~~ said second message being received at said base unit using said service, and including information associated with the remote device, and including [the] said indication of revised status, ~~[through said connectivity means to said base unit,]~~ wherein ~~the~~ said base unit is adapted to authenticate ~~the~~ said second message using ~~the~~ said information associated with ~~the~~ said remote device; and means operatively associated with said base unit and operatively connected with said environmental device for effecting said revised status for said environmental device.

20. (Cancelled) A connectivity and communications systems for controlling operation of an environmental condition associated with a structure, comprising:

a device adapted to control the environmental condition associated with the structure, send an indication of current status, receive an indication of revised status;

a wireless remote device adapted to:

receive a first message using short message and/or data bearer services of a cellular network via a wireless connection, said first message including the indication of current status of the device;

notify an authorized user of said remote device of receipt of said first message;

send a second message via said wireless connection including the indication of revised status and information associated with the wireless remote device; and

a wireless unit associated with the structure adapted to:

received the indication of current status from the device;

transmit the indication of current status via a wireless connection to the wireless remote device as using said services of said cellular network;

receive the indication of revised status including the information associated with the wireless remote device via the wireless connection from the wireless remote device using said services;

authenticate the second SMS message using the information associated with the wireless remote device; and

send the indication of revised status to the device to control operation of the

device.

21. (New) A ubiquitous connectivity and communications system for controlling operation of an environmental condition in a structure, comprising:

a base unit in a structure and operatively interfaced with an environmental device for controlling an environmental condition in said structure;

a transmitter associated with said base unit for sending over a cellular network to a remote device an authenticated first message via a wireless connection, wherein said first message provides an indication of the current status of said environmental device for display on said remote device;

a receiver associated with said base unit for receiving an indication of a revised status for said environmental device from said remote device as a on-demand, authenticated second message via said wireless connection, wherein said second message includes information associated with said\_remote device and wherein said base unit is adapted to authenticate said second message using said information associated with said remote device; and

a controller operatively associated with said base unit and operatively connected with said environmental device for effecting said revised status therefor, wherein said transmitter thereafter sends a third message via said wireless connection indicating said revised status has been established.

22. (New) A ubiquitous connectivity and communications system for controlling operation of an environmental condition in a structure, comprising:

a base unit in a structure and operatively interfaced with an environmental device for controlling an environmental condition in said structure;

a receiver associated with said base unit for receiving over a cellular network from a remote device an authenticated first message via a wireless connection for effecting a revised status for said environmental device and wherein said\_first message includes information associated with said remote device and wherein said base unit is adapted to authenticate said first message using said information associated with said\_remote device;

a controller operatively associated with said base unit and operatively connected with said environmental device for effecting said revised status therefor;

Application No.: 11/686,993  
Date of Response: **March 2, 2011**  
Date of Office Action: September 3, 2010

and

a transmitter operatively associated with said controller for sending said indication of said revised status for said environmental device to said remote device as a on-demand, authenticated second message via said wireless connection.

## REMARKS

Prior Claims 1-19 and newly presented claims 21-22 are pending. Claim 20 has been cancelled. Claim 19 has been amended.

Claims 1-20 were rejected under 35 USC § 103(a) as being unpatentable over Shamoon (US PGPub 2003/0034897 A1) in view of Heinonen (US Pat 7031663 B2) and further in view of Donner (US PGPub 2005/0079880 A1). The Office Action claim rejections and references cited therein have been carefully considered. This Response has been prepared with traverse of all rejections to current claims. The following remarks are presented in a sincere attempt to place this application in condition for allowance. Reconsideration and allowance of all claims is respectfully requested.

### **Response to Office Action Claim Rejections – 35 USC § 103**

The Supreme Court, in *Graham v. John Deere Co.*, 383 U.S. 1 (1966), held that to make a determination of obviousness, three factors must be considered: (1) the scope and content of the pertinent prior art; (2) differences between the pertinent prior art and the invention at issue; and (3) the ordinary level of skill in the pertinent art. MPEP § 2142-3 call for PTO examiners to evaluate whether a prima facie case of obviousness is present using three criteria:

- (1) whether the prior art references, taken in combination, **teach each of the limitations of a claim**; (emphasis added)
- (2) whether there is a suggestion or motivation in the art to combine the prior art references; and
- (3) whether there was a reasonable chance of success (that the proposed combination would work as expected) at the time of an applicant's invention.

The burden is on the examiner to establish a prima facie case of obviousness. If an examiner cannot support his findings for these three criteria, or if his findings are easily rebutted, then the obviousness rejection will not withstand appeal. (See *In re Dow Chemical*

*Co.*, 837 F.2d 469 (Fed. Cir. 1988). Only if an examiner makes out a prima facie case of obviousness, does the burden of proving non-obviousness shift to the applicant. MPEP § 2142-3 also call for PTO examiners to consider whether the invention "as a whole" was obvious in light of the prior art only, not including the revelations of the disclosure in the application.

Applicant respectfully asserts that the examiner has erred regarding the factual findings which led to the Office Action rejection of claims 1-20, and hence conclusion of obviousness, based on the alleged scope and content of Shamoon, Heinonen and Donner and their alleged similarities with applicant's invention. Therefore, the examiner has not made a prima facie case of obviousness regarding claims 1-20. The remarks that follow are offered as a factual inquiry to explain the scope, content, techniques, methods, functionality and problems solved by the cited references and how they differ from that of applicant's invention. See *Graham*, 383 U.S. 1, 17 (1966). In *Stratoflex, Inc. v. Aeroquip Corp.*, 713 F.2d 1530, 1535, 218 U.S.P.Q. 871, 876 (Fed.Cir. 1983): "The scope of the prior art has been defined as that 'reasonably pertinent to the particular problem with which the inventor was involved.'" (quoting *In re Wood*, 599 F.2d 1032, 1036, 202 U.S.P.Q. 171, 174 (C.C.P.A. 1979)).

Because the **claims** define the invention, it is essential that any proper obviousness rejection under 35 USC §103(a) account for all claim limitations, and "[a]ll words in a claim... be considered in judging the patentability of that claim against the prior art." *In re Wilson*, 165 U.S.P.Q. 494, 496 (C.C.P.A. 1970). In addition, claim terms "should be given the meaning they would have to one of ordinary skill in the pertinent art when read in the light of and consistent with the specification..." *In re Benson and Tabbott*, 169 U.S.P.Q. 548, 552 (C.C.P.A. 1971); see also MPEP 608.01(o). *In re Benson and Tabbot*, therefore,



requires the consistent construction of the meaning of terms.

To combine references, there must be some "suggestion of desirability of the combination." *In re Noznik, Tatter and Obenauf*, 178 U.S.P.Q. 43, 45 (C.C.P.A. 1973). No cited reference, by itself or in combination, teaches the recited elements and functionality. Further, as succinctly expressed in *Ex Parte Calhoun and Bennet*, 195 U.S.P.Q. 455, 457 (Bd. of Appeals 1977):

We have reviewed Ruggiero in light of the examiner's arguments, but find nothing therein which would teach or suggest modifying Davidson et al. or Radley in the manner proposed by the examiner. Stated differently, we find that the collective teachings of the references before us neither teach nor suggest that which is set forth in the claims without first having read appellant's disclosure.

The foregoing requirements for rejection are not met by the current rejection, specifically with regard to independent claims 1` and 13, and such deficiencies are apparent in the application of the Shamoon reference. As Examiner well knows this reference bears partially common inventorship to the present application. It is manifestly apparent that the reference is not a ubiquitous system, and was not intended nor suggested by the current inventors to be anything other than a local system, providing control only in a limited area constrained by IF and RF transmission.

In applying the reference, no attempt was made to identify the portions of the reference regarded as teaching the limitations of the claim. Accordingly, Applicants are forced to speculate on Examiner's intention. So constrained, it appears that Examiner is asserting that Shamoon teaches "means operatively associated with said base unit and operatively connected with said device for effecting said revised status for said device"(emphasis supplied). Paragraphs 0045 (lines 1-5) and 0047 (lines 1-5) are cited for

support. Applicants respectfully traverse this interpretation. Neither paragraph supports the position. Paragraph 0047 only “sends a signal”. It does not effect a revised status. Paragraph 0047 only provides transmit or receive indication. It does not effect a revised status. Further, the claim recites a “base unit”. In the next paragraph of the Office Action, however, Examiner states that Shamoon “lacks the teaching of discloses (sic) a base unit”. These positions are inconsistent. Examiner is impeaching a prior statement rendering the rejection invalid by its own words. Further, it is asserted there is a revised status taught. As indicated, the cited portion do not effect a status, and if there is an asserted “revised status”, implicitly there must be an initial or current status for the rejection to have sensible meaning. A current status is not attributed to the Shamoon reference, rendering the indefinite. For each and all of the foregoing reasons, Applicant submits that the application of the Shamoon reference is fatally defective and reconsideration and withdrawal of the rejection of claims 1 and 13, and the claims dependent thereon is respectfully requested.

Yet further, Shamoon neither discloses nor suggests applicant’s means for transmitting an authenticated second SMS message having self-defining information associated with the remote device and an indication of revised status through applicant’s connectivity means to the base control unit within the structure. In Shamoon, the system is entirely local, i.e. all components within the structure, and utilizes line of sight transmission (radio frequency or infrared) between the handheld remote and the base station. SMS messaging is not employed. A wireless network is not employed, and in fact is contraindicated and would increase the cost and complexity of the system. In the present system of claim 1, the base unit is adapted to authenticate a second SMS message using the information associated with the remote device of independent claim 1, albeit defined as sending a second SMS message via the wireless connection including the indication of

revised status and information associated with the wireless remote device in independent claim 12, albeit defined as a remote device adapted to send and receive messages using short message service (SMS) and/or data bearer service over a cellular network in independent claim 19 and albeit defined as authenticating the second SMS message using the information associated with the wireless remote device in independent claim 20. Nothing remotely structurally or functionally is taught or suggest by the present Applicants' prior application. As the coinventors of the reference, Applicants can assertively state that system was local and not ubiquitous, and intended and required only short range, non-network communication, of the type commonly employed with consumer audio and visual equipment.

In summary, the Shmoon reference is limited in its disclosure to a thermostat and remote control apparatus that is made up of a housing, an interface disposed in the housing, a plurality of icons on the interface, which correspond to a set of controls for items that can be controlled by the apparatus, a display screen, which indicates the current temperature setting, time and date, a recessed program and enter button that allows a user to enter temperature settings to a thermostat, a clear button for deleting any entered information, an electric cradle that is used to recharge the apparatus, a universal serial bus port (USB) that is used to connect a computerized device to the apparatus, an RS-232 port to standardize a transmission of serial data between any devices and the apparatus and a microcontroller for processing information and data. The apparatus specifically utilizes infrared and radio frequency technology for transmitting and receiving information. There is nothing in Shmoon to suggest SMS messaging.

Nor are such deficiencies overcome by the secondary reference. As set forth in prior response, Applicants' respectfully submit that Heinonen does not disclose or suggest the presently claimed invention of independent claims 1 and 13. Notwithstanding withdrawal of

the prior rejection, Applicants' basis for inapplicability of the reference has apparently been disregarded. Examiner asserts that this reference teaches "a base unit a base unit (sic) in said structure and operatively interfaced with said device to control the operation thereof" (emphasis supplied). The reference specifically discloses three, and only three, base units, i.e. 11a, 11b, and 11c.(c. 4, l. 40-45) None of these base units are in a structure. They are all located outside. None of these base units control anything. They only report a condition. These errors in interpretation are compelling reasons for withdrawal of the rejection and allowance of the claims. In applying the reference, Examiner is using the same components for two different claim components. In one breath, units 10-11 are considered base units. In another breath, units 10-11 are considered remote unit. Such inconsistency is not permissible and further grounds for reversal of the rejection and allowance of the claims. In the further attempt at application of the reference to the claims, Examiner is arbitrarily and inconsistently applying "base unit" and "remote unit" frustrating understanding of the same. Consistently applied, a rational basis for the rejection cannot be sustained. Finally, in attempted summarization, the combination of Shamoon and Heinonen is advanced without any explainer motivation or suggestion for the action.

Moreover, this reference does not disclose or suggest means for transmitting the second SMS message including information associated with the remote device and the indication of revised status through said connectivity means to said base unit, wherein the base unit is adapted to authenticate the second SMS message using the information associated with the remote device in the various forms in independent claims 1, 13, and 19. Further, the Heinonen does not control and environmental function within a structure. As clear from the title and disclosure, the reference only reports weather conditions from a plurality of locations for the purpose of advising. Applicants' are confident that Examiner would not

assert that the reference is capable of controlling the weather. The system is merely has environmental measuring stations connected in a physical connection with base stations of a cellular radio system which stations measure certain basic phenomena of the atmosphere and/or the concentrations of certain substances in the air. The information of the measurements is transferred using a base station over the cellular radio system to central equipment either as regular reports or as acute alarms if any alarm limit is exceeded. The information may also be transmitted over the base station of the cellular radio system to mobile stations in the area of the base station in the form of individually tailored reports and alarms. Heinonen's "base station" is clearly not the same as applicant's base control unit with sensors to control the environment INSIDE a structure. There is nothing in Heinonen to suggest the second SMS message. Applicant agrees with the examiner that neither Shamoon nor Heinonen disclose or suggest the second SMS message (page 4 of the Office Action), but the examiner's statement on page 3 of the Office Action that "Heinonen teaches a base unit in said structure and operatively interfaced with said device to control the operation thereof;" is clearly false. Heinonen is not a proper reference to show that Applicant's base control unit lacks novelty. On the contrary, Applicant's base control unit is nowhere to be found in the prior art. Further, it is Applicants' position that there is no basis for combining any portion of Heinonen as a modification of the Shamoon reference system. Heinonen does not control an environmental function in a structure, and the use of a cellular communications network in Shamoon creates a counterproductive and expensive complexity that does not advance the needs of the basis system and it accordingly demonstratively non-obvious.

In addition to these deficiencies and those also noted by Examiner, it is important to understand that: Heinonen is a data acquisition, storage and transmission system that sends out messages but does not receive return messages, and there is no two way messaging.

Accordingly, using any subsequent reference to provide such a function cannot be rationally proposed.

Nonetheless, to overcome the admission that nothing resembling a second message is disclosed or possible in either of the prior references, Examiner attempts to assert that such a second SMS message is disclosed in the Donner publication.. Applicant submits that such a position is erroneous in plural respects:

first, any second message does not in any manner involve the control or status of an environmental device in a structure, and

second, Donner is not an enabled reference under 35 U.S.C. 112.

The second message proposed by Examiner is merely an access to revise the rules regarding the alarm threshold for notification. It does not, and cannot in any way, be interpreted as controlling or revising the status of an environmental device in a structure.

It is also readily apparent that Donner is totally prophetic and does not enable one skilled in the art to send a second SMS message to control anything. In a first aspect, Applicant asserts that, on page 4 of the Office Action, the examiner does not show with particularity how Donner's second SMS message controls anything. Where such facts exist, the reference is non-enabling and cannot properly be used to reject claims (In re Gunn, 537 F. 2d. 1123 (1976)). Absent examiner fulfillment of the required burden of demonstrating to the contrary, applicant submits that Chan is not an enabled reference, and accordingly, it is not a proper basis for claim rejections. More specifically Donner neither meets the "enablement" requirement of 35 U.S.C. 112, nor the minimum requirements for definiteness required by 35 U.S.C. 112 (first two paragraphs of the statute follows).

**35 U.S.C. 112 Specification.**

The specification shall contain a written description of the invention, and of the manner and process of making and using it, in such full, clear, concise, and exact terms as to enable any person skilled in

the art to which it pertains, or with which it is most nearly connected, to make and use the same, and shall set forth the best mode contemplated by the inventor of carrying out his invention.

The specification shall conclude with one or more claims particularly pointing out and distinctly claiming the subject matter which the applicant regards as his invention.

The main thing to consider is that one cannot now, back in history, or in the future, gain access to a cellular telephone's OS (operating system) via an external port located on the PCB nor can one access any microprocessor ports for interfacing hardware applications on the cellular telephone PCB. Donner describes a system that is impossible to construct regardless of how plausible it sounds to someone with no real understanding of cellular telephone design and construction. No cellular telephone manufacturer will allow users to interface off-the-shelf cellular phones to external systems via OS or hardware hooks. This would expose them liability suits and would not protect their intellectual property rights. All one can do to a cellular telephone is manipulate user interface functions. This is NOT the same thing as interfacing user generated code and user constructed sensor networks to an off-the-shelf cellular telephone. Applicants request that Examiner establish through credible technical publication that Donner disclosed an operable system. Applicants are prepared to file a Rule 132 declaration establishing through impeccable technical credentials that the sensor of Donner could not be operatively interfaced with a cellular phone as proposed by Examiner. As similar issue arose in Applicants' related patent United States Patent No. 7,643,823 wherein a proposed reference was accepted as non-enabled.

The examiner seems to be grounding a prima face case of obviousness on the argument that Shamoon, Heinonen and Donner **teach each of the limitations of applicant's claims** by attempting to attribute to Heinonen applicant's base control unit for controlling the environment WITHIN A STRUCTURE and to Donner an enabling disclosure of using an SMS message to control the environment within that structure. The examiner has not shown

applicant's invention to be described with particularity in these combined references, so it is contended the burden of proof for obviousness has not been met. This reasoning asserted by the examiner is: (a) merely conclusory; (b) based on the teachings of the present application; and (c) not sufficiently specific to suggest the precise combination of Shamoon, Heinonen and Donner, because there would be no motivation for one skilled in the art to combine these references. Applicant respectfully submits that the provided rationale fails to satisfy the "rational underpinning" requirement of both the Patent Office's "Examination Guidelines for Determining Obviousness Under 35 U.S.C. 103 in View of the Supreme Court Decision in *KSR International Co. v. Teleflex Inc.*" ("KSR Guidelines") and the *KSR* decision itself: "Rejections on obviousness cannot be sustained by mere conclusory statements; instead, there must be some articulated reasoning with some rational underpinning to support the legal conclusion of obviousness." See also MPEP 2142(I).

In this case, the asserted rationale is not only conclusory; it improperly uses the claims as a roadmap for combining references. In making the assessment of differences between the prior art and the claimed subject matter, section 103 specifically requires consideration of the claimed invention "as a whole." Inventions typically are new combinations of existing principles or features. The "as a whole" requirement in section 103 and MPEP 2141.02 prevents evaluation of an invention part by part. Without this important requirement, an examiner seeking to reject a claim could simply break a claim into its component parts, then find a prior art reference corresponding to each component. This approach improperly imports hindsight into the obviousness determination by using the invention as a roadmap to find its separate components in the prior art. Further, this improper method discounts the value of combining various existing features or principles in a new way to achieve a new result, which is often the essence of invention.



The primary arguments for rejection of claims 1-20 identified no prior art reference that disclosed, suggested or motivated the present invention, and the examiner merely asserts that a narrow combination of elements from the prior art, identified by **three** references, renders the present invention obvious. In *In re Newell*, 891 F.2d 899, 58 U.S.L.W. 2392, 13 U.S.P.Q.2d 1248 (Fed.Cir. 1989), this type of "combination" rejection by the examiner was not upheld, since there was "no suggestion or motivation in the prior art to combine these elements as combined by Newell". In *re Wright*, 848 F.2d 1216, 1219, 6 U.S.P.Q.2d 1959, 1961-62 (Fed.Cir. 1988) provides further guidance relevant here, as it pronounced that "[t]he determination of whether a novel structure is or is not 'obvious' requires cognizance of the properties of that structure **and** the problem which it solves..." [emphasis added]. None of the references cited by the examiner solves the same problems contemplated by applicant's invention, to wit controlling the environment within a structure from anywhere.

In view of the foregoing, it is apparent that the cited references do not disclose, teach or even suggest the unique combination of elements recited in claims 1-18, nor do they solve the same problems, as does applicant's invention. Applicant contends the examiner has not made a prima facie case of obviousness regarding claims 1-18, and therefore submits that claims 1-18 are clearly and precisely distinguishable over the cited prior art, and are therefore allowable over those references. Accordingly, applicant respectfully requests that the rejection of claims 1-18 under 35 USC §103(a) be withdrawn and that claims 1-18 be allowed. For the aforementioned reasons, claims 1-18 are in condition for allowance and notification thereof is requested.

Claim 21 has been added and Claim 19 has been amended to recite the structure and function of the base unit for effecting connectivity and environmental control distinguishing over the applied references as discussed above. The therein recited base unit messaging and

Application No.: 11/686,993  
Date of Response: **March 2, 2011**  
Date of Office Action: September 3, 2010

controlling is not disclosed or suggested in any of the components of Shamoon or Heinonen or Donner. Moreover, the functional and informational control of the first, second and third messages is also not taught. Accordingly, these claims are also deemed allowable.

Applicant welcomes a telephone interview with the examiner at any time to speed allowance of the application. Please contact Carl Melito at (800) 988-3966 for further discussion.

Dated: **March 2, 2011**

**CERTIFICATE OF SERVICE**

Respectfully submitted,

I hereby certify that this correspondence is being electronically transmitted to the, COMMISSIONER OF PATENTS, P. O. BOX 1450, ALEXANDRIA, VA 22313-1450 on:

<u>March 2, 2011</u>	<u>/Carl Melito/</u>
Date of Deposit	Carl F. Melito, Reg. No. 39,770
<u>Carl F. Melito</u>	MELITO, CARL F. ATTORNEY AT LAW
Printed Name of Person Signing Certificate	12225 Greenville Ave., Suite 700
<u>/Carl Melito Reg. No. 39,770/</u>	Dallas, Texas 75243
Signature	(800) 988-3966; Fax (972) 792-7070
<u>March 2, 2011</u>	
Date of Signature	Attorney for Applicant

Electronic Patent Application Fee Transmittal				
<b>Application Number:</b>		11686993		
<b>Filing Date:</b>		16-Mar-2007		
<b>Title of Invention:</b>		UBIQUITOUS CONNECTIVITY AND CONTROL SYSTEM FOR REMOTE LOCATIONS		
<b>First Named Inventor/Applicant Name:</b>		Charles G. SHAMOON		
<b>Filer:</b>		Carl F. Melito		
<b>Attorney Docket Number:</b>		8006-06-07		
Filed as Small Entity				
<b>Utility under 35 USC 111(a) Filing Fees</b>				
Description	Fee Code	Quantity	Amount	Sub-Total in USD(\$)
<b>Basic Filing:</b>				
<b>Pages:</b>				
<b>Claims:</b>				
Independent claims in excess of 3	2201	2	110	220
<b>Miscellaneous-Filing:</b>				
<b>Petition:</b>				
<b>Patent-Appeals-and-Interference:</b>				
<b>Post-Allowance-and-Post-Issuance:</b>				
<b>Extension-of-Time:</b>				

<b>Description</b>	<b>Fee Code</b>	<b>Quantity</b>	<b>Amount</b>	<b>Sub-Total in USD(\$)</b>
Extension - 3 months with \$0 paid	2253	1	555	555
<b>Miscellaneous:</b>				
<b>Total in USD (\$)</b>				<b>775</b>

Electronic Acknowledgement Receipt	
<b>EFS ID:</b>	9574654
<b>Application Number:</b>	11686993
<b>International Application Number:</b>	
<b>Confirmation Number:</b>	7384
<b>Title of Invention:</b>	UBIQUITOUS CONNECTIVITY AND CONTROL SYSTEM FOR REMOTE LOCATIONS
<b>First Named Inventor/Applicant Name:</b>	Charles G. SHAMOON
<b>Customer Number:</b>	26160
<b>Filer:</b>	Carl F. Melito
<b>Filer Authorized By:</b>	
<b>Attorney Docket Number:</b>	8006-06-07
<b>Receipt Date:</b>	02-MAR-2011
<b>Filing Date:</b>	16-MAR-2007
<b>Time Stamp:</b>	22:28:30
<b>Application Type:</b>	Utility under 35 USC 111(a)

**Payment information:**

Submitted with Payment	yes
Payment Type	Credit Card
Payment was successfully received in RAM	\$775
RAM confirmation Number	7995
Deposit Account	
Authorized User	

**File Listing:**

Document Number	Document Description	File Name	File Size(Bytes)/ Message Digest	Multi Part /.zip	Pages (if appl.)
-----------------	----------------------	-----------	-------------------------------------	------------------	------------------

1	Amendment/Req. Reconsideration-After Non-Final Reject	Second_OA_Response.pdf	130946 a5a72cd00469f708eab52363f3006ccca8637 eece	no	20
<b>Warnings:</b>					
<b>Information:</b>					
2	Fee Worksheet (PTO-875)	fee-info.pdf	32038 f9a89fd1a2122c45a1aff05ef172ed2d9222 662	no	2
<b>Warnings:</b>					
<b>Information:</b>					
<b>Total Files Size (in bytes):</b>			162984		
<p><b>This Acknowledgement Receipt evidences receipt on the noted date by the USPTO of the indicated documents, characterized by the applicant, and including page counts, where applicable. It serves as evidence of receipt similar to a Post Card, as described in MPEP 503.</b></p> <p><b><u>New Applications Under 35 U.S.C. 111</u></b>  If a new application is being filed and the application includes the necessary components for a filing date (see 37 CFR 1.53(b)-(d) and MPEP 506), a Filing Receipt (37 CFR 1.54) will be issued in due course and the date shown on this Acknowledgement Receipt will establish the filing date of the application.</p> <p><b><u>National Stage of an International Application under 35 U.S.C. 371</u></b>  If a timely submission to enter the national stage of an international application is compliant with the conditions of 35 U.S.C. 371 and other applicable requirements a Form PCT/DO/EO/903 indicating acceptance of the application as a national stage submission under 35 U.S.C. 371 will be issued in addition to the Filing Receipt, in due course.</p> <p><b><u>New International Application Filed with the USPTO as a Receiving Office</u></b>  If a new international application is being filed and the international application includes the necessary components for an international filing date (see PCT Article 11 and MPEP 1810), a Notification of the International Application Number and of the International Filing Date (Form PCT/RO/105) will be issued in due course, subject to prescriptions concerning national security, and the date shown on this Acknowledgement Receipt will establish the international filing date of the application.</p>					

Under the Paperwork Reduction Act of 1995, no persons are required to respond to a collection of information unless it displays a valid OMB control number.

<b>PATENT APPLICATION FEE DETERMINATION RECORD</b> Substitute for Form PTO-875					Application or Docket Number <b>11/686,993</b>		Filing Date <b>03/16/2007</b>		<input type="checkbox"/> To be Mailed								
<b>APPLICATION AS FILED – PART I</b>																	
(Column 1)			(Column 2)			SMALL ENTITY <input checked="" type="checkbox"/>		OR		OTHER THAN SMALL ENTITY							
FOR		NUMBER FILED		NUMBER EXTRA		RATE (\$)		FEE (\$)		RATE (\$)		FEE (\$)					
<input type="checkbox"/> BASIC FEE (37 CFR 1.16(a), (b), or (c))		N/A		N/A		N/A				N/A							
<input type="checkbox"/> SEARCH FEE (37 CFR 1.16(k), (l), or (m))		N/A		N/A		N/A				N/A							
<input type="checkbox"/> EXAMINATION FEE (37 CFR 1.16(o), (p), or (q))		N/A		N/A		N/A				N/A							
TOTAL CLAIMS (37 CFR 1.16(i))		minus 20 =		*		X \$ =				X \$ =							
INDEPENDENT CLAIMS (37 CFR 1.16(h))		minus 3 =		*		X \$ =				X \$ =							
<input type="checkbox"/> APPLICATION SIZE FEE (37 CFR 1.16(s))		If the specification and drawings exceed 100 sheets of paper, the application size fee due is \$250 (\$125 for small entity) for each additional 50 sheets or fraction thereof. See 35 U.S.C. 41(a)(1)(G) and 37 CFR 1.16(s).															
<input type="checkbox"/> MULTIPLE DEPENDENT CLAIM PRESENT (37 CFR 1.16(j))																	
* If the difference in column 1 is less than zero, enter "0" in column 2.						TOTAL				TOTAL							
<b>APPLICATION AS AMENDED – PART II</b>																	
(Column 1)			(Column 2)			(Column 3)			SMALL ENTITY		OR		OTHER THAN SMALL ENTITY				
<b>AMENDMENT</b>	<b>03/02/2011</b>		CLAIMS REMAINING AFTER AMENDMENT		HIGHEST NUMBER PREVIOUSLY PAID FOR		PRESENT EXTRA		RATE (\$)		ADDITIONAL FEE (\$)		RATE (\$)		ADDITIONAL FEE (\$)		
	Total (37 CFR 1.16(i))		* 22		Minus ** 20		= 2		X \$26 =		52		X \$ =				
	Independent (37 CFR 1.16(h))		* 4		Minus *** 4		= 0		X \$110 =		0		X \$ =				
	<input type="checkbox"/> Application Size Fee (37 CFR 1.16(s))																
	<input type="checkbox"/> FIRST PRESENTATION OF MULTIPLE DEPENDENT CLAIM (37 CFR 1.16(j))																
										TOTAL ADD'L FEE		52		TOTAL ADD'L FEE			
<b>AMENDMENT</b>	Total (37 CFR 1.16(i))		*		Minus **		=		X \$ =				X \$ =				
	Independent (37 CFR 1.16(h))		*		Minus ***		=		X \$ =				X \$ =				
	<input type="checkbox"/> Application Size Fee (37 CFR 1.16(s))																
	<input type="checkbox"/> FIRST PRESENTATION OF MULTIPLE DEPENDENT CLAIM (37 CFR 1.16(j))																
										TOTAL ADD'L FEE				TOTAL ADD'L FEE			
* If the entry in column 1 is less than the entry in column 2, write "0" in column 3. ** If the "Highest Number Previously Paid For" IN THIS SPACE is less than 20, enter "20". *** If the "Highest Number Previously Paid For" IN THIS SPACE is less than 3, enter "3". The "Highest Number Previously Paid For" (Total or Independent) is the highest number found in the appropriate box in column 1.											Legal Instrument Examiner: /MINNIE JACKSON/						


This collection of information is required by 37 CFR 1.16. The information is required to obtain or retain a benefit by the public which is to file (and by the USPTO to process) an application. Confidentiality is governed by 35 U.S.C. 122 and 37 CFR 1.14. This collection is estimated to take 12 minutes to complete, including gathering, preparing, and submitting the completed application form to the USPTO. Time will vary depending upon the individual case. Any comments on the amount of time you require to complete this form and/or suggestions for reducing this burden, should be sent to the Chief Information Officer, U.S. Patent and Trademark Office, U.S. Department of Commerce, P.O. Box 1450, Alexandria, VA 22313-1450. DO NOT SEND FEES OR COMPLETED FORMS TO THIS ADDRESS. **SEND TO: Commissioner for Patents, P.O. Box 1450, Alexandria, VA 22313-1450.**

If you need assistance in completing the form, call 1-800-PTO-9199 and select option 2.

Organization \_\_\_\_\_ Bldg./Room \_\_\_\_\_  
**UNITED STATES PATENT AND TRADEMARK OFFICE**  
 P.O. Box 1450  
 Alexandria, VA. 22313-1450  
 If Undeliverable Return In Ten Days

## AN EQUAL OPPORTUNITY EMPLOYER

**Official Business  
Penalty For Private Use, \$300**

[illegible]

27540548530527





LFJ

UNITED STATES PATENT AND TRADEMARK OFFICE

UNITED STATES DEPARTMENT OF COMMERCE  
United States Patent and Trademark Office  
Address: COMMISSIONER FOR PATENTS  
P.O. Box 1450  
Alexandria, Virginia 22313-1450  
www.uspto.gov

APPLICATION NUMBER	FILING OR 371(C) DATE	FIRST NAMED APPLICANT	ATTY. DOCKET NO./TITLE
11/686,993	03/16/2007	Charles G. SHAMOON	8006-06-07

23983

Ishman Law Firm P.C.

P.O BOX 1297

Holly Springs, NC 27540-1297

CONFIRMATION NO. 7384

POWER OF ATTORNEY NOTICE



OC000000045248762

Date Mailed: 01/03/2011

**NOTICE REGARDING CHANGE OF POWER OF ATTORNEY**

This is in response to the Power of Attorney filed 12/06/2010.

- The Power of Attorney to you in this application has been revoked by the assignee who has intervened as provided by 37 CFR 3.71. Future correspondence will be mailed to the new address of record(37 CFR 1.33).

/sibrahim/

Office of Data Management, Application Assistance Unit (571) 272-4000, or (571) 272-4200, or 1-888-786-0101

RECEIVED  
OPAP/IAPB  
MAR 03 2011

Organization \_\_\_\_\_ Bldg./Room \_\_\_\_\_  
UNITED STATES PATENT AND TRADEMARK OFFICE  
P.O. Box 1450  
Alexandria, VA. 22313-1450  
If Undeliverable Return In Ten Days

AN EQUAL OPPORTUNITY EMPLOYER

Official Business  
Penalty For Private Use, \$300



UNITED STATES POSTAGE  
FIRST CLASS  
PERMIT NO. 100  
ALEXANDRIA, VA

02 1M \$ 00.44<sup>0</sup>  
0008003330 DEC 03/2010  
MAILED FROM ZIP CODE 22306

RECEIVED  
MAR 02 2011  
USPTO MAIL CENTER

NIXIE 276 DE 1 00 02/27/11

RETURN TO SENDER  
NOT DELIVERABLE AS ADDRESSED  
UNABLE TO FORWARD

BC: 22313145030 \*2680-05003-27-02

275402221308056



ITW

UNITED STATES PATENT AND TRADEMARK OFFICE

UNITED STATES DEPARTMENT OF COMMERCE  
United States Patent and Trademark Office  
Address: COMMISSIONER FOR PATENTS  
P.O. Box 1450  
Alexandria, Virginia 22313-1450  
www.uspto.gov

APPLICATION NUMBER	FILING OR 371(C) DATE	FIRST NAMED APPLICANT	ATTY. DOCKET NO./TITLE
11/686,993	03/16/2007	Charles G. SHAMOON	8006-06-07

23983  
Ishman Law Firm P.C.  
P.O BOX 1297  
Holly Springs, NC 27540-1297

CONFIRMATION NO. 7384

MISCELLANEOUS NOTICE



OC000000044786666

Date Mailed: 12/03/2010

A communication which cannot be delivered in electronic form has been mailed to the applicant.

RECEIVED  
OPAP/IAP  
MAR 03 2011



## UNITED STATES PATENT AND TRADEMARK OFFICE

UNITED STATES DEPARTMENT OF COMMERCE  
 United States Patent and Trademark Office  
 Address: COMMISSIONER FOR PATENTS  
 P.O. Box 1450  
 Alexandria, Virginia 22313-1450  
 www.uspto.gov

APPLICATION NUMBER	FILING DATE	FIRST NAMED APPLICANT	ATTY. DOCKET NO./TITLE
11/686,993	03/16/2007	Charles G. SHAMOON	8006-06-07

CONFIRMATION NO. 7384



\*OC000000044786666\*

23983  
 Ishman Law Firm P.C.  
 P.O BOX 1297  
 Holly Springs, NC 27540-1297

Cc: MELITO, CARL F., ATTORNEY AT LAW  
 12225 GREENVILLE AVENUE  
 SUITE 700  
 DALLAS, TX 75243


Date Mailed: 12/03/2010

**DENIAL OF REQUEST FOR POWER OF ATTORNEY**

The request for Power of Attorney filed 11/29/2010 is acknowledged. However, the request cannot be granted at this time for the reason stated below.

- ☐ The Power of Attorney you provided did not comply with the new Power of Attorney rules that became effective on June 25, 2004. See 37 CFR 1.32.
- ☐ The revocation is not signed by the applicant, the assignee of the entire interest, or one particular principal attorney having the authority to revoke.
- ☒ The Power of Attorney is from an assignee and the Certificate required by 37 CFR 3.73(b) has not been received.
- ☐ The person signing for the assignee has omitted their empowerment to sign on behalf of the assignee.
- ☐ The inventor(s) is without authority to appoint attorneys since the assignee has intervened as provided by 37.CFR 3.71.
- ☐ The signature(s) of \_\_\_\_\_, a co-inventor in this application, has been omitted. The Power of Attorney will be entered upon receipt of confirmation signed by said co-inventor(s).
- ☐ The person(s) appointed in the Power of Attorney is not registered to practice before the U.S. Patent and Trademark Office.

Questions relating to this Notice should be directed to the Application Assistance Unit.

  
 Office of Data Management, Application Assistance Unit (571) 272-4000, or (571) 272-4200, or 1-888-786-0101



# UNITED STATES PATENT AND TRADEMARK OFFICE

UNITED STATES DEPARTMENT OF COMMERCE  
United States Patent and Trademark Office  
Address: COMMISSIONER FOR PATENTS  
P.O. Box 1450  
Alexandria, Virginia 22313-1450  
www.uspto.gov

APPLICATION NO.	FILING DATE	FIRST NAMED INVENTOR	ATTORNEY DOCKET NO.	CONFIRMATION NO.
11/686,993	03/16/2007	Charles G. SHAMOON	8006-06-07	7384
26160 7590 03/22/2011 MELITO, CARL F. , ATTORNEY AT LAW 12225 GREENVILLE AVENUE SUITE 700 DALLAS, TX 75243			EXAMINER ZHANG, XIANG	
			ART UNIT 2617	PAPER NUMBER
			MAIL DATE 03/22/2011	DELIVERY MODE PAPER

**Please find below and/or attached an Office communication concerning this application or proceeding.**

The time period for reply, if any, is set in the attached communication.

<b>Office Action Summary</b>	<b>Application No.</b>	<b>Applicant(s)</b>	
	11/686,993	SHAMOON ET AL.	
	<b>Examiner</b>	<b>Art Unit</b>	
	XIANG ZHANG	2617	

**-- The MAILING DATE of this communication appears on the cover sheet with the correspondence address --**

**Period for Reply**

A SHORTENED STATUTORY PERIOD FOR REPLY IS SET TO EXPIRE 3 MONTH(S) OR THIRTY (30) DAYS, WHICHEVER IS LONGER, FROM THE MAILING DATE OF THIS COMMUNICATION.

- Extensions of time may be available under the provisions of 37 CFR 1.136(a). In no event, however, may a reply be timely filed after SIX (6) MONTHS from the mailing date of this communication.
- If NO period for reply is specified above, the maximum statutory period will apply and will expire SIX (6) MONTHS from the mailing date of this communication.
- Failure to reply within the set or extended period for reply will, by statute, cause the application to become ABANDONED (35 U.S.C. § 133). Any reply received by the Office later than three months after the mailing date of this communication, even if timely filed, may reduce any earned patent term adjustment. See 37 CFR 1.704(b).

**Status**

1) ☒ Responsive to communication(s) filed on 02 March 2011.

2a) ☒ This action is **FINAL**.                      2b) ☒ This action is non-final.

3) ☐ Since this application is in condition for allowance except for formal matters, prosecution as to the merits is closed in accordance with the practice under *Ex parte Quayle*, 1935 C.D. 11, 453 O.G. 213.

**Disposition of Claims**

4) ☒ Claim(s) 1-19, 21 and 22 is/are pending in the application.

4a) Of the above claim(s) \_\_\_\_\_ is/are withdrawn from consideration.

5) ☐ Claim(s) \_\_\_\_\_ is/are allowed.

6) ☒ Claim(s) 1-19, 21 and 22 is/are rejected.

7) ☐ Claim(s) \_\_\_\_\_ is/are objected to.

8) ☐ Claim(s) \_\_\_\_\_ are subject to restriction and/or election requirement.

**Application Papers**

9) ☐ The specification is objected to by the Examiner.

10) ☐ The drawing(s) filed on \_\_\_\_\_ is/are: a) ☐ accepted or b) ☐ objected to by the Examiner.  
       Applicant may not request that any objection to the drawing(s) be held in abeyance. See 37 CFR 1.85(a).  
       Replacement drawing sheet(s) including the correction is required if the drawing(s) is objected to. See 37 CFR 1.121(d).

11) ☐ The oath or declaration is objected to by the Examiner. Note the attached Office Action or form PTO-152.

**Priority under 35 U.S.C. § 119**

12) ☐ Acknowledgment is made of a claim for foreign priority under 35 U.S.C. § 119(a)-(d) or (f).

    a) ☐ All    b) ☐ Some    \* c) ☐ None of:

        1. ☐ Certified copies of the priority documents have been received.

        2. ☐ Certified copies of the priority documents have been received in Application No. \_\_\_\_\_.

        3. ☐ Copies of the certified copies of the priority documents have been received in this National Stage application from the International Bureau (PCT Rule 17.2(a)).

    \* See the attached detailed Office action for a list of the certified copies not received.

**Attachment(s)**

1) <input checked="" type="checkbox"/> Notice of References Cited (PTO-892) 2) <input type="checkbox"/> Notice of Draftsperson's Patent Drawing Review (PTO-948) 3) <input type="checkbox"/> Information Disclosure Statement(s) (PTO/SB/08) Paper No(s)/Mail Date _____.	4) <input type="checkbox"/> Interview Summary (PTO-413) Paper No(s)/Mail Date. _____. 5) <input type="checkbox"/> Notice of Informal Patent Application 6) <input type="checkbox"/> Other: _____.
--	--

**DETAILED ACTION**

***Claim Rejections - 35 USC § 103***

1. The following is a quotation of 35 U.S.C. 103(a) which forms the basis for all obviousness rejections set forth in this Office action:

(a) A patent may not be obtained though the invention is not identically disclosed or described as set forth in section 102 of this title, if the differences between the subject matter sought to be patented and the prior art are such that the subject matter as a whole would have been obvious at the time the invention was made to a person having ordinary skill in the art to which said subject matter pertains. Patentability shall not be negated by the manner in which the invention was made.

2. Claim 1-19 are rejected under 35 U.S.C. 103(a) as being unpatentable over Shamoon (US PGPub 2003/0034897 A1) in view of Heinonen (US Pat 7031663 B2) and further in view of Donner (US PGPub 2005/0079880 A1).

Regarding claims 1 and 19, Shamoon discloses a ubiquitous connectivity and communications system for controlling operation of an environmental condition in a structure ([0024], also see Fig. 1), comprising: a device for controlling the environmental condition in the structure ([0018]); means operatively associated with said base unit and operatively connected with said device for effecting said revised status for said device ([0045], lines 1-5, also see [0047], lines 1-5 wherein the user is enabled to reconfigure/enter the temperature condition revised status for said device.

However, Shamoon lacks the teaching of discloses a base unit in said structure and operatively interfaced with said device to control the operation thereof; a remote device adapted to send and receive short message service messages; wireless connectivity means providing an on-demand, private and direct communications interface from said remote device and enabling instant wireless connectivity with said base unit; means for providing an indication of

current status of said device to said base unit; means for transmitting said indication of current status through said connectivity means from the base unit to said remote device as a first SMS message; display means at said remote device for indicating said current status of said device.

In the same field of endeavor, Heinonen teaches a base unit a base unit in said structure and operatively interfaced with said device to control the operation thereof; a remote device adapted to send and receive short message service messages (col. 6, lines 67 -> col. 7, lines 1-9 wherein the remote terminal device is operated via the cellular radio system network GSM using short message system); wireless connectivity means providing an on-demand, private and direct communications interface from said remote device and enabling instant wireless connectivity with said base unit (col. 3, lines 46-58 which is automated upon request on demand from the central controller); means for providing an indication of current status of said device to said base unit; means for transmitting said indication of current status through said connectivity means from the base unit to said remote device as a first SMS message (col. 7, lines 10-20 wherein the current status of the weather condition is being provided and indicated by all measuring stations upon connecting via the base station and further transmitted to the remote user terminals); display means at said remote device for indicating said current status of said device (col. 7, lines 18-20).

It would have been obvious for one having ordinary skill in the art at the time of the invention to incorporate a base unit in said structure and operatively interfaced with said device to control the operation thereof; a remote device adapted to send and receive short message service messages; wireless connectivity means providing an on demand, private and direct communications interface from said remote device and enabling instant wireless connectivity with said base unit; means for providing an indication of current status of said device to said base unit; means for transmitting said



indication of current status through said connectivity means from the base unit to said remote device as a first SMS message; display means at said remote device for indicating said current status of said device as taught by Heinonen in order to collect the measuring data from the various measuring stations and to transfer the measuring data to mobile station of the cellular network.

However, Shamoan and Heinonen still fails to teach input means at said remote device for prescribing an indication of revised status for said device as a second SMS message, wherein the second SMS message includes information associated with the remote device; means for transmitting said second SMS message including information associated with the remote device and the indication of revised status through said connectivity means to said base unit, wherein the base unit is adapted to authenticate the second SMS message using the information associated with the remote device; means operatively associated with said base unit and operatively connected with said device for effecting said revised status for said device.

In the same field of endeavor, Donner teaches input means at said remote device for prescribing an indication of revised status for said device as a second SMS message (“present a user interface for modifying the rules”, [0011]), wherein the second SMS message includes information associated with the remote device; means for transmitting said second SMS message (“the rule engine may be operable to determine a communication for transmission to a wireless network based on the satisfied rule. The communication may be destined for a second wireless device”, [0008]) including information associated with the remote device and the indication of revised status through said connectivity means to said base unit ([0007], [0008], [0010], also see [0072] wherein the rule editor/base unit is used to send out the indication of revised status/rule change through connectivity means/via network), wherein the base unit is adapted to authenticate the second SMS message using the information associated

with the remote device ([0054], [0055]); means operatively associated with said base unit and operatively connected with said device for effecting said revised status for said device ([0056], [0057]).

One of ordinary skill in the art at the time of the invention would have recognized to implement the teachings of input means at said remote device for prescribing an indication of revised status for said device as a second SMS message, wherein the second SMS message includes information associated with the remote device; means for transmitting said second SMS message including information associated with the remote device and the indication of revised status through said connectivity means to said base unit, wherein the base unit is adapted to authenticate the second SMS message using the information associated with the remote device; means operatively associated with said base unit and operatively connected with said device for effecting said revised status for said device as taught by Donner into the combination of Shamoon and Heinonen in order to timely make necessary changes due to the variation of the environment.

Regarding claims 2 and 14, Shamoon in view of Heinonen and further in view of Kim teaches the system discussed in claims 1 and 12. However, the combination of Shamoon and Heinonen lacks the teaching of the system wherein said device for controlling the environmental condition includes electronic and electromechanical switching means interfaced with said device for controlling the environmental condition.

In the same field of endeavor, Donner discloses the system wherein said device for controlling the environmental condition includes electronic and electromechanical switching means interfaced with said device for controlling the environmental condition ([0044]).

It would have been obvious for one having ordinary skill in the art at the

time of the time of the invention to implement the teachings of the system wherein said device includes electronic and electromechanical switching means interfaced with said device for controlling the environmental condition as taught by Donner in order to establish efficient relay functionality to execute the remote control and access.

Regarding claims 3 and 15, Shamoan in view of Heinonen and further in view of Donner teaches all the limitations as applied to claims 1 and 12. In addition, Heinonen further teaches the system wherein said base unit is a microcontroller-based processing unit having customizable application specific software (col. 4, lines 40-44, also see col. 8, lines 14-33 wherein the BSC features the microcontroller-based processing unit having customizable application specific software).

Regarding claims 4 and 18, Shamoan in view of Heinonen and further in view of Donner teaches all the limitations as applied to claims 1 and 12. In addition, Heinonen further teaches the system wherein said remote device is a cellular telephone handset with custom programmability means (col. 7, lines 13-24).

Regarding claim 5, Shamoan in view of Heinonen and further in view of Donner teaches the system discussed in claim 4. However, the combination of Shamoan, Heinonen lacks the teaching of the system wherein said custom programmability means is a JAVA programming kernel.

In the same field of endeavor, Donner teaches the system wherein said custom programmability means is JAVA programming kernel ([0051]).

It would have been obvious for one having ordinary skill in the art at the time of the invention to adapt the teaching of the system wherein said custom programmability means is JAVA programming kernel as taught by Donner

in order to utilize the ubiquitous JAVA application environment and use it to optimize the control access system software configuration.

Regarding claim 6, Shamoon in view of Heinonen and further in view of Donner teaches the system discussed in claim 4. However, the combination of Shamoon, Heinonen and Donner lacks the teaching of system wherein said custom programmability means is a J2ME programming kernel.

In the same field of endeavor, Ahya teaches the system wherein said custom programmability means is a J2ME programming kernel ([0051]).

It would have been obvious for one having ordinary skill in the art at the time of the invention to adapt the teaching of the system of system wherein said custom programmability means is a J2ME programming kernel as taught by Donner in order to adaptively implement the remote access control on the cellular or other consumer electronic apparatus.

Regarding claim 7, Shamoon in view of Heinonen and further in view of Donner teaches all the limitations as applied to claim 1. In addition, Heinonen further teaches the system wherein said connectivity means includes a transmitting and receiving module in said base unit and a transmitting and receiving unit in said remote device operatively communicating with each other over a cellular telephone network (col. 7, lines 35-49).

Regarding claim 8, Shamoon in view of Heinonen and further in view of Donner teaches all the limitations as applied to claim 1. In addition, Heinonen teaches the system wherein said means for providing an indication of current status to said base unit and said means for transmitting said indication of current status is a short message service carried along a cellular telephone network (col. 6, lines 67 -> col. 7, lines 1-9).

Regarding claim 9, Shamoon further teaches the system recited in claim 1 wherein said display means is a liquid crystal display module ([0042]).

Regarding claim 10, Shamoon further teaches the system as recited in claim 9 wherein said liquid crystal module includes selectable graphic icons corresponding to environmental conditions being monitored or controlled ([0032]).

Regarding claim 11, Shamoon in view of Heinonen and further in view of Donner teaches the system discussed in claim 8. However, the combination of Shamoon, Heinonen lack the teaching of the system including means operative between said remote devices using said SMS for selectively disabling transmission thereto.

In the same field of endeavor, Donner discloses the system including means operative between said remote devices using said SMS for selectively disabling transmission thereto ("deleting, and/or editing rules", [0045] wherein the rule of data transmission can be removed/disabled).

One of ordinary skill in the art at the time of the invention would have recognized to adapt the teachings of the system including means operative between said remote devices using said SMS for selectively disabling transmission thereto as taught by Donner into the combination of Shamoon and Heinonen in order to enable the connectivity means to make necessary changes according to feasible respond with respect to the current environmental condition and status.

Regarding claim 12, Shamoon discloses a system with ubiquitous connectivity and communication system for controlling operation of an environmental condition associated with a structure, comprising: a device adapted to control the environmental condition associated with the structure ([0018]), send an indication of current status ([0018], lines 1-6), and receive an

indication of revised status ([0045], [0047]) wherein the user is enabled to reconfigure/enter the temperature condition revised status for said device);

However, Shamoon lacks the teachings of a wireless remote device adapted to: receive a first short message service via a wireless connection including the indication of the current status of the device; and send a second SMS message via the wireless connection including the indication of revised status and information associated with the wireless remote device; and a wireless base unit associated with the structure adapted to: receive the indication of current status from the device; transmit the indication of current status via a wireless connection to the wireless remote device as the first SMS message; receive the indication of revised status including the information associated with the wireless remote device via the wireless connection from the wireless remote device as the second SMS message; receive the indication revised status including the information associated with the wireless remote device via the wireless connection from the wireless remote as the second SMS message.

In the same field of endeavor, Heinonen discloses a system wherein a wireless remote device is adapted to: receive a first short message service via a wireless connection including the indication of the current status of the device (col. 6, line 67 -> col. 7, lines 1-9); and a wireless base unit associated with the structure (col. 3, lines 46-58) adapted to: receive the indication of current status from the device (col. 6, line 67 -> col. 7, lines 1-9); transmit the indication of current status via a wireless connection to the wireless remote device as the first SMS message (col. 3, lines 46-58); receive the indication of revised status including the information associated with the wireless remote device via the wireless connection from the wireless remote device as the second SMS message (col. 3, lines 46-58 wherein the response/revised status including the

information associated with the wireless remote device/measurement data is included in the responding personal message to the user's mobile station).

One of ordinary skill in the art at the time of the invention would have recognized to modify the teachings of receive a first short message service via a wireless connection including the indication of the current status of the device; and send a second SMS message via the wireless connection including the indication of revised status and information associated with the wireless remote device; and a wireless base unit associated with the structure adapted to: receive the indication of current status from the device; transmit the indication of current status via a wireless connection to the wireless remote device as the first SMS message; receive the indication of revised status including the information associated with the wireless remote device via the wireless connection from the wireless remote device as the second SMS message; receive the indication revised status including the information associated with the wireless remote device via the wireless connection from the wireless remote as the second SMS message; authenticate the second SMS message using the information associated with the wireless remote device; and send the indication of revised status to the device to control operation of the device as taught by Heinonen in order to incorporate the cellular network remote access control and SMS messaging scheme.

However, Heinonen still lacks the teaching of notify an authorized user of said remote device of receipt of an indication of current status; authenticate the second SMS message using the information associated with the wireless remote device; and send the indication of revised status to the device to control operation of the device.

In the same field of endeavor, Donner discloses the method of notify

an authorized user of said remote device of receipt of an indication of current status ([0020]); authenticating the second SMS message using the information associated with the wireless remote device; and send the indication of revised status to the device to control operation of the device ([0054]-[0056]).

One of ordinary skill in the art at the time of the invention would have recognized to adapt the teachings of notify an authorized user of said remote device of receipt of an indication of current status; authenticate the second SMS message using the information associated with the wireless remote device; and send the indication of revised status to the device to control operation of the device as taught by Donner in order to establish comprehensive access control mechanism with enhanced security and to prevent the intrusion of the third party from the premise timely make necessary changes due to the variation of the environment.

Regarding claim 13, Shamoon in view of Heinonen and further in view of Donner teaches all the limitations as applied to claim 1. In addition, Heinonen teaches the system wherein Heinonen further teaches the system connection further comprises a first wireless connection interfacing with the wireless base unit, a second wireless connection interfacing with the wireless remote device (col. 2, lines 60-67 -> col. 3, lines 1-6), and a non-wireless connection interfacing between the first wireless connection and the second wireless connection (col. 9, lines 60-67, also see Fig. 4).

Regarding claim 16, Shamoon in view of Heinonen and further in view of Donner teaches all the limitations as applied to claim 1. Heinonen further teaches the system wherein the wireless remote device further comprises a cellular telephone handset (col. 8, lines 14-19).

5. Claim 21 and 22 are rejected under 35 U.S.C. 103(a) as being unpatentable over



Yamamoto (US Pat 6970539 B2) in view of Yarkoski (US Pat 6959196 B1).

Regarding claims 21 and 22, Yamamoto teaches a ubiquitous connectivity and communications system for controlling operation of an environmental condition in a structure, comprising: a base unit in a structure and operatively interfaced with an environmental device for controlling an environmental condition in said structure; a transmitter associated with said base unit for sending over a network to a remote device an authenticated first message via a wireless connection, wherein said first message provides an indication of the current status of said environmental device for display on said remote device; a receiver associated with said base unit for receiving an indication of a revised status for said environmental device from said remote device as a on-demand, authenticated second message via said wireless connection, wherein said second message includes information associated with said remote device and wherein said base unit is adapted to authenticate said second message using said information associated with said remote device (claim 9); a controller operatively associated with said base unit and operatively connected with said environmental device for effecting said revised status therefore, wherein said transmitter thereafter sends a third message via said wireless connection indicating said revised status has been established (col. 6, lines 4-14).

However, Yamamoto lacks the teaching of a base unit in a structure and operatively interfaced with an environmental device for controlling an environmental condition in said structure; a transmitter associated with said base unit for sending over a cellular network to a remote device an authenticated first message via a wireless

connection.

In the same field of endeavor, Yarkoski teaches a base unit in a structure and operatively interfaced with an environmental device for controlling an environmental condition in said structure; a transmitter associated with said base unit for sending over a network to a remote device an authenticated first message via a wireless connection (claim 1).

One of ordinary skill in the art at the time of the invention would have recognized to adapt the teachings of a base unit in a structure and operatively interfaced with an environmental device for controlling an environmental condition in said structure; a transmitter associated with said base unit for sending over a cellular network to a remote device an authenticated first message via a wireless connection as taught by Yarkoski in order to achieve internetwork communication integration.

### ***Response to Arguments***

6. Applicant's arguments filed 03/02/2011 have been fully considered but they are not persuasive.

7. On page 11, [0003], of the applicants' remark, the applicants argue that the reference is not a ubiquitous system.

However, the examiner respectfully disagree, since, the applicants does not further define ubiquitous system in claim 1 except in preamble portion.

On page 12, [0001] of the applicants' remark, the applicants argue that Shamoon et. al. lacks the teaching of revising status for said device.

The examiner respectfully disagrees, since, Shamoon does teach means operatively associated with said base unit and operatively connected with said device for effecting said revised status for said device ([0045], lines 1-5, [0047], lines 1-5, also to further clarify, see [0019]).

On page 12, [0002] – page 13, [0002], the applicant argues that Shamoon fails to teach SMS messaging and wireless network. However, the applicant introduces Heinonen et al. as well as Donner et. al. to cure the deficiency.

On page 14, [0001], the applicants argue that Shamoon lacks the teaching of the base unit in a structure. However, the term "base unit in said structure" would not effect the functionality of the invention, thus would not distinguish the claimed invention from the prior art in the terms of patentability. Thus, this descriptive material does not distinguish the claimed invention from the prior art in the terms of patentability, see *In re Gulack*, 703 F. 2d 1381, 1385, 217 USPQ 401, 404 (Fed. Cir. 1983); *In re Lowry*, 32 F.3d 1579, 32 USPQ2d 1031 (Fed. Cir. 1994)". Therefore, the examiner is interpreting the base unit as the base station as taught by Heinonen et al. (col. 6, line 67 – col. 7, line 9).

On page 14, [0002], the applicants argue that Heinonen does not teach transmitting the second SMS message including information associated with the remote device and the indication of revised status through said connectivity means to said base unit. However, the limitation is addressed by Donner et. al. In addition, Heinonen does suggest transmitting the second SMS message including information associated with the remote device and the indication of revised status through said connectivity means

to said base unit (col. 9, lines 52-59 wherein the base unit/base station updates the measured status as it is changed or revised).

On page 15, [0001], the applicants argue that Heinonen fail to teach the base unit is used to control the weather. However, examiner does not rely on Neinonen to teach the controlling of the weather or environmental function, Neinonen teaches the base unit used to control the operation of measuring the weather condition. Therefore, the argument toward Heinonen fails to teach controlling the weather condition is not valid. Donner et. al. is used to address the limitation.

On page 15, [0002], the applicants argue that Heinonen's system does not receive return message, and there is no two way messaging.

The examiner respectfully disagrees, since Heinonen is capable of receiving receive return message, and there is two way messaging (col. 9, lines 60-66 wherein the communication link is established between the MSC, base unit/base station and the remote station/measuring station 42).

On page 16, [0003], the applicants argue that Donner fails to teach controlling the status of an environmental device in a structure.

The examiner respectfully disagrees, since Donner does teach controlling the status of an environmental device in a structure ([0011], lines 7-30 wherein the environmental state is being configured as rules and can be modified as needed by the network via the wireless telephone and end user).

On page 16, [0004], [0005], the applicants argue that Donner is not an enabled reference under 35 U.S.C 112.

The examiner respectfully disagrees, since, the environmental rules applied through the wireless device is being permitted by the service provider (see Donner, [0028]) and the J2ME software script is being implemented as well by the service provider to enable the operating system to adapt the control algorithm. Therefore, Donner et. al. is not in conflict with 35 U.S.C 112.

### ***Conclusion***

8. Applicant's amendment necessitated the new ground(s) of rejection presented in this Office action. Accordingly, **THIS ACTION IS MADE FINAL**. See MPEP § 706.07(a). Applicant is reminded of the extension of time policy as set forth in 37 CFR 1.136(a).

A shortened statutory period for reply to this final action is set to expire THREE MONTHS from the mailing date of this action. In the event a first reply is filed within TWO MONTHS of the mailing date of this final action and the advisory action is not mailed until after the end of the THREE-MONTH shortened statutory period, then the shortened statutory period will expire on the date the advisory action is mailed, and any extension fee pursuant to 37 CFR 1.136(a) will be calculated from the mailing date of the advisory action. In no event, however, will the statutory period for reply expire later than SIX MONTHS from the date of this final action.

Any inquiry concerning this communication or earlier communications from the examiner should be directed to XIANG ZHANG whose telephone number is (571)270-7693. The examiner can normally be reached on Monday-Thursday, 8AM-4PM.

If attempts to reach the examiner by telephone are unsuccessful, the examiner's

supervisor, Mark Robinson can be reached on (571)272-2319. The fax phone number for the organization where this application or proceeding is assigned is 571-273-8300.

Information regarding the status of an application may be obtained from the Patent Application Information Retrieval (PAIR) system. Status information for published applications may be obtained from either Private PAIR or Public PAIR. Status information for unpublished applications is available through Private PAIR only. For more information about the PAIR system, see <http://pair-direct.uspto.gov>. Should you have questions on access to the Private PAIR system, contact the Electronic Business Center (EBC) at 866-217-9197 (toll-free). If you would like assistance from a USPTO Customer Service Representative or access to the automated information system, call 800-786-9199 (IN USA OR CANADA) or 571-272-1000.

/Xiang Zhang/  
Patent Examiner, Art Unit 2617

/Charles N. Appiah/  
Supervisory Patent Examiner, Art Unit 2617

<b>Notice of References Cited</b>	Application/Control No. 11/686,993		Applicant(s)/Patent Under Reexamination SHAMOON ET AL.	
	Examiner XIANG ZHANG		Art Unit 2617	Page 1 of 1

#### U.S. PATENT DOCUMENTS

*		Document Number Country Code-Number-Kind Code	Date MM-YYYY	Name	Classification
*	A	US-6,959,196 B1	10-2005	Yarkosky, Mark L.	455/466
*	B	US-6,970,539 B2	11-2005	Yamamoto et al.	379/102.05
	C	US-			
	D	US-			
	E	US-			
	F	US-			
	G	US-			
	H	US-			
	I	US-			
	J	US-			
	K	US-			
	L	US-			
	M	US-			

#### FOREIGN PATENT DOCUMENTS

*		Document Number Country Code-Number-Kind Code	Date MM-YYYY	Country	Name	Classification
	N					
	O					
	P					
	Q					
	R					
	S					
	T					

#### NON-PATENT DOCUMENTS

*		Include as applicable: Author, Title Date, Publisher, Edition or Volume, Pertinent Pages)
	U	
	V	
	W	
	X	

\*A copy of this reference is not being furnished with this Office action. (See MPEP § 707.05(a).)  
Dates in MM-YYYY format are publication dates. Classifications may be US or foreign.

<b><i>Search Notes</i></b>  	<b>Application/Control No.</b>  11686993	<b>Applicant(s)/Patent Under Reexamination</b>  SHAMOON ET AL.
	<b>Examiner</b>  XIANG ZHANG	<b>Art Unit</b>  2617

SEARCHED			
Class	Subclass	Date	Examiner
709	219, 208, 229, 243, 244,	01/21/10	X.Z
455	456.6, 92, 352, 418, 414, 420, 123, 151.1, 230, 352	01/21/10	X.Z

SEARCH NOTES			
Search Notes		Date	Examiner
See East Search notes		01/22/10	X..Z
See East Search Notes		08/09/2010	X.Z
See East Search Notes		03/12/2011	X.Z

INTERFERENCE SEARCH			
Class	Subclass	Date	Examiner

--	--



## EAST Search History

## EAST Search History (Prior Art)

Ref #	Hits	Search Query	DBs	Default Operator	Plurals	Time Stamp
L4	3	@ad< "20041108" and (gsm near3 telemetry)	US-PGPUB; USPAT; EPO; JPO; DERWENT	ADJ	OFF	2011/03/11 23:37
L5	1	4 and (humidity or light or water or vent\$5 or heat or air or temperature or moist\$4 or environment)	US-PGPUB; USPAT; EPO; JPO; DERWENT	ADJ	OFF	2011/03/11 23:38
L6	19928	@ad< "20041108" and (telemetry)	US-PGPUB; USPAT; EPO; JPO; DERWENT	ADJ	OFF	2011/03/11 23:40
L7	73	6 and (short message or multimedia message or SMS or MMS) and ((revis\$5 or modif\$5 or adjust\$5 or chang\$5) near7 (humidity or light or water or vent\$5 or heat or air or temperature or moist\$4 or environment))	US-PGPUB; USPAT; EPO; JPO; DERWENT	ADJ	OFF	2011/03/11 23:41
L8	59	6 and (short message or multimedia message or SMS or MMS) and ((revis\$5 or modif\$5 or adjust\$5 or chang\$5) near3 (humidity or light or water or vent\$5 or heat or air or temperature or moist\$4 or environment))	US-PGPUB; USPAT; EPO; JPO; DERWENT	ADJ	OFF	2011/03/11 23:41
L9	2	6 and ((short message or multimedia message or SMS or MMS) same (revis\$5 or modif\$5 or adjust\$5 or chang\$5) near3 (humidity or light or water or vent\$5 or heat or air or temperature or moist\$4 or environment))	US-PGPUB; USPAT; EPO; JPO; DERWENT	ADJ	OFF	2011/03/11 23:41
L10	10	(shamoon and charles).inv.	US-PGPUB; USPAT; EPO; JPO; DERWENT	ADJ	OFF	2011/03/11 23:49
L11	54	10 or (shamoon and deborah).inv. or (neal and franklin).inv. or (fehnel and michael).inv.	US-PGPUB; USPAT; EPO; JPO; DERWENT	ADJ	OFF	2011/03/11 23:50

L12	29	11 and @ad< "20041118"	US-PGPUB; USPAT; EPO; JPO; DERWENT	ADJ	OFF	2011/03/11 23:50
L23	1	(wireless\$4 or cellular or telecommunication or mobile) and "11686993"	US-PGPUB; USPAT; EPO; JPO; DERWENT	ADJ	OFF	2011/03/12 01:47
L24	1	"11686993"	US-PGPUB; USPAT; EPO; JPO; DERWENT	ADJ	OFF	2011/03/12 01:49
L25	3	"20050079880"	US-PGPUB; USPAT; EPO; JPO; DERWENT	ADJ	OFF	2011/03/12 01:49
L26	372	@ad< "20041118" and ((messag\$4 or signal\$5 or notification or alert) same ((adjust\$5 or modif\$5 or chang\$5 or alter\$5 or control\$5) near3 (humidity or light or water or vent\$5 or heat or air or temperature or moist\$4 or environment)) same (authenticat\$5 or password))	US-PGPUB; USPAT; EPO; JPO; DERWENT	ADJ	OFF	2011/03/12 02:25
L27	11	@ad< "20041118" and ((messag\$4 or signal\$5 or notification or alert) same ((adjust\$5 or modif\$5 or chang\$5 or alter\$5 or control\$5) near3 (humidity or light or water or vent\$5 or heat or air or temperature or moist\$4 or environment)) same (authenticat\$5 or password) same (base station or bst or nodeb) same (status or report\$5 or measur\$5))	US-PGPUB; USPAT; EPO; JPO; DERWENT	ADJ	OFF	2011/03/12 02:27
L28	12	@ad< "20041118" and ((messag\$4 or signal\$5 or notification or alert) same ((adjust\$5 or modif\$5 or chang\$5 or alter\$5 or control\$5) near3 (humidity or light or water or vent\$5 or heat or air or temperature or moist\$4 or environment)) same (authenticat\$5 or password) same (base station or bst or nodeb) same (status or report\$5 or measur\$5 or updat\$5))	US-PGPUB; USPAT; EPO; JPO; DERWENT	ADJ	OFF	2011/03/12 02:27

L29	231692	(cellular network) or GSM or CDMA or UMTS or GPRS	US-PGPUB; USPAT; EPO; JPO; DERWENT	ADJ	OFF	2011/03/12 02:31
L30	11	28 and 29	US-PGPUB; USPAT; EPO; JPO; DERWENT	ADJ	OFF	2011/03/12 02:32
L31	847175	(cellular) or GSM or CDMA or UMTS or GPRS	US-PGPUB; USPAT; EPO; JPO; DERWENT	ADJ	OFF	2011/03/12 02:33
L32	11	28 and 30	US-PGPUB; USPAT; EPO; JPO; DERWENT	ADJ	OFF	2011/03/12 02:33
L35	39	@ad< "20041118" and ((messag\$4 or signal\$5 or notification or alert) same ((adjust\$5 or modif\$5 or chang\$5 or alter\$5 or control\$5) near3 (humidity or light or water or vent\$5 or heat or air or temperature or moist\$4 or environment))same 31 same (base station or bst or nodeb) same (status or report\$5 or measur\$5 or updat\$5))	US-PGPUB; USPAT; EPO; JPO; DERWENT	ADJ	OFF	2011/03/12 02:43
L36	11	@ad< "20041118" and ((messag\$4 or signal\$5 or notification or alert) same ((adjust\$5 or modif\$5 or chang\$5 or alter\$5 or control\$5) near3 (humidity or light or water or vent\$5 or heat or air or temperature or moist\$4 or environment))same 31 same (base station or bst or nodeb) same (password or authenticat\$5))	US-PGPUB; USPAT; EPO; JPO; DERWENT	ADJ	OFF	2011/03/12 02:45
L37	15	35 and (automation or telemetry)	US-PGPUB; USPAT; EPO; JPO; DERWENT	ADJ	OFF	2011/03/12 02:45
L38	38	35 and control\$5	US-PGPUB; USPAT; EPO; JPO; DERWENT	ADJ	OFF	2011/03/12 02:47
L39	29	35 and ("455".clas.)	US-PGPUB; USPAT; EPO; JPO; DERWENT	ADJ	OFF	2011/03/12 02:47
S1	262161	(wireless or cellular or telecommunication or mobile) network	US-PGPUB; USPAT; EPO; JPO; DERWENT	ADJ	ON	2011/03/11 21:29

S2	0	S1 and (((short message or multimedia message or SMS or MMS) near2 (another or subsequent or "second" or next)) same (thermostat or (control\$5 near3 (temperature or moist\$4 or environment))) same updat\$5 same respons\$5)	US-PGPUB; USPAT; EPO; JPO; DERWENT	ADJ	OFF	2011/03/11 21:32
S3	0	S1 and (((short message or multimedia message or SMS or MMS)) same (thermostat or (control\$5 near3 (temperature or moist\$4 or environment))) same updat\$5 same respons\$5)	US-PGPUB; USPAT; EPO; JPO; DERWENT	ADJ	OFF	2011/03/11 21:32
S4	0	S1 and (((short message or multimedia message or SMS or MMS)) same2 (thermostat or (control\$5 near3 (temperature or moist\$4 or environment))) same updat\$5 same respons\$5)	US-PGPUB; USPAT; EPO; JPO; DERWENT	ADJ	OFF	2011/03/11 21:33
S5	192	S1 and (((short message or multimedia message or SMS or MMS)) same2 (thermostat or (control\$5 near3 (temperature or moist\$4 or environment))) )	US-PGPUB; USPAT; EPO; JPO; DERWENT	ADJ	OFF	2011/03/11 21:33
S6	96	S1 and (((short message or multimedia message or SMS or MMS)) same (thermostat or (control\$5 near3 (temperature or moist\$4 or environment))) )	US-PGPUB; USPAT; EPO; JPO; DERWENT	ADJ	OFF	2011/03/11 21:33
S7	74	S1 and (((short message or multimedia message or SMS or MMS)) same ( (control\$5 near3 (temperature or moist\$4 or environment))) )	US-PGPUB; USPAT; EPO; JPO; DERWENT	ADJ	OFF	2011/03/11 21:33
S8	9	S1 and (((short message or multimedia message or SMS or MMS)) same ( (control\$5 near3 (temperature or moist\$4 or environment))) same (report\$5 or updat\$5))	US-PGPUB; USPAT; EPO; JPO; DERWENT	ADJ	OFF	2011/03/11 21:34

S11	16	(wireless or cellular or telecommunication or mobile) and (((short message or multimedia message or SMS or MMS)) same ( (control\$5 near3 (temperature or moist\$4 or environment))) same (report\$5 or updat\$5))	US-PGPUB; USPAT; EPO; JPO; DERWENT	ADJ	OFF	2011/03/11 21:44
S12	3	(wireless or cellular or telecommunication or mobile) and (((short message or multimedia message or SMS or MMS)) same ( ((revis\$5 or modif\$5 or adjust\$5 or chang\$5) near3 (temperature or moist\$4 or environment))) same (report\$5 or updat\$5))	US-PGPUB; USPAT; EPO; JPO; DERWENT	ADJ	OFF	2011/03/11 21:45
S13	0	(wireless or cellular or telecommunication or mobile) and (((short message or multimedia message or SMS or MMS)) same ( ((revis\$5 or modif\$5 or adjust\$5 or chang\$5) near3 (temperature or moist\$4 or environment))) same authenticat\$5 same (report\$5 or updat\$5))	US-PGPUB; USPAT; EPO; JPO; DERWENT	ADJ	OFF	2011/03/11 21:45
S14	1	(wireless or cellular or telecommunication or mobile) and (((short message or multimedia message or SMS or MMS)) same ( ((revis\$5 or modif\$5 or adjust\$5 or chang\$5) near3 (temperature or moist\$4 or environment))) same (report\$5 or updat\$5)) and authenticat\$5	US-PGPUB; USPAT; EPO; JPO; DERWENT	ADJ	OFF	2011/03/11 21:46
S15	3	(wireless or cellular or telecommunication or mobile) and (((short message or multimedia message or SMS or MMS)) same ( ((revis\$5 or modif\$5 or adjust\$5 or chang\$5) near3 (humidity or light or water or vent\$5 or heat or air))) same (report\$5 or updat\$5))	US-PGPUB; USPAT; EPO; JPO; DERWENT	ADJ	OFF	2011/03/11 22:43

S16	0	(wireless or cellular or telecommunication or mobile) and (((short message or multimedia message or SMS or MMS)) same ( ((revis\$5 or modif\$5 or adjust\$5 or chang\$5) near3 (humidity or light or water or vent\$5 or heat or air))) same (telemetry))	US-PGPUB; USPAT; EPO; JPO; DERWENT	ADJ	OFF	2011/03/11 22:45
S17	56	(wireless or cellular or telecommunication or mobile) and (((short message or multimedia message or SMS or MMS)) same ( ((revis\$5 or modif\$5 or adjust\$5 or chang\$5) near3 (humidity or light or water or vent\$5 or heat or air)))	US-PGPUB; USPAT; EPO; JPO; DERWENT	ADJ	OFF	2011/03/11 22:45
S18	1	(wireless or cellular or telecommunication or mobile) and ((short message or multimedia message or SMS or MMS) same ((revis\$5 or modif\$5 or adjust\$5 or chang\$5) near3 (humidity or light or water or vent\$5 or heat or air or temperature or moist\$4 or environment)) same (password or authenticat\$5))	US-PGPUB; USPAT; EPO; JPO; DERWENT	ADJ	OFF	2011/03/11 22:52
S19	2	@ad< "20041118" and (wireless or cellular or telecommunication or mobile) and ((short message or multimedia message or SMS or MMS) same ((revis\$5 or modif\$5 or adjust\$5 or chang\$5) near5 (humidity or light or water or vent\$5 or heat or air or temperature or moist\$4 or environment)) same2 (password or authenticat\$5))	US-PGPUB; USPAT; EPO; JPO; DERWENT	ADJ	OFF	2011/03/11 22:55

S20	0	@ad< "20041118" and (wireless or cellular or telecommunication or mobile) and (telemetry.ab. or telemetry.ti.) and ((short message or multimedia message or SMS or MMS) same2 ((revis\$5 or modif\$5 or adjust\$5 or chang\$5) near5 (humidity or light or water or vent\$5 or heat or air or temperature or moist \$4 or environment)) same2 (password or authenticat\$5))	US-PGPUB; USPAT; EPO; JPO; DERWENT	ADJ	OFF	2011/03/11 23:11
-----	---	--	--	-----	-----	---------------------

3/ 12/ 2011 3:12:49 AM

C:\ Documents and Settings\ xzhang\ My Documents\ EAST\ Workspaces\ 11686993amd3.wsp

<b><i>Index of Claims</i></b>  	<b>Application/Control No.</b>  11686993	<b>Applicant(s)/Patent Under Reexamination</b>  SHAMOON ET AL.
	<b>Examiner</b>  XIANG ZHANG	<b>Art Unit</b>  2617

✓	<b>Rejected</b>	-	<b>Cancelled</b>	N	<b>Non-Elected</b>	A	<b>Appeal</b>
=	<b>Allowed</b>	÷	<b>Restricted</b>	I	<b>Interference</b>	O	<b>Objected</b>

<input type="checkbox"/> Claims renumbered in the same order as presented by applicant										<input type="checkbox"/> CPA										<input type="checkbox"/> T.D.										<input type="checkbox"/> R.1.47									
CLAIM		DATE																																					
Final	Original	01/24/2010	08/09/2010	03/12/2011																																			
	1	✓	✓	✓																																			
	2	✓	✓	✓																																			
	3	✓	✓	✓																																			
	4	✓	✓	✓																																			
	5	✓	✓	✓																																			
	6	✓	✓	✓																																			
	7	✓	✓	✓																																			
	8	✓	✓	✓																																			
	9	✓	✓	✓																																			
	10	✓	✓	✓																																			
	11	✓	✓	✓																																			
	12	✓	✓	✓																																			
	13	✓	✓	✓																																			
	14	✓	✓	✓																																			
	15	✓	✓	✓																																			
	16	✓	✓	✓																																			
	17	✓	✓	✓																																			
	18	✓	✓	✓																																			
	19	✓	✓	✓																																			
	20	✓	✓	-																																			
	21			✓																																			
	22			✓																																			



REVOCATION/NEW POA/CORRES. ADD. CHANGE

**REVOCATION OF POWER OF ATTORNEY  
WITH A NEW POWER OF ATTORNEY  
AND  
CHANGE OF CORRESPONDENCE ADDRESS**

***I hereby revoke all previous powers of attorney given in the patent(s) and/or application(s) identified herein.***

☐ A Power of Attorney is submitted herewith.

**OR**

**[X]** I hereby appoint the practitioners associated with the Customer Number: **000040401** for the patent(s)/application(s) identified herein.

**Practitioner Under Customer Number: Abe Hershkovitz, Reg. No. 45,294**

☒ Please change the correspondence address for the patent(s)/application(s) identified below to:

**CORRESPONDENCE ADDRESS**

**[X]** Customer Number: **000040401** OR [ ] Correspondence address below

Name		HERSHKOVITZ & ASSOCIATES, LLC			
Address					
City		State			
Country	Email	Telephone		Zip Code	
	patent@hershkovitz.net	703-370-4800		Facsimile	

**IDENTIFICATION OF PATENT(S)/APPLICATION(S)**

[illegible]

REVOCATION/NEW POA/CORRES. ADD. CHANGE - Page 2

**SIGNATURE OF INVENTOR(S) OR ASSIGNEE(S)**

I/We am/are the:


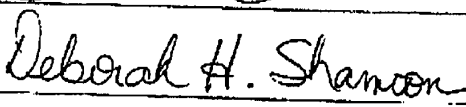
☐ Inventor(s)☒ Assignee(s) of entire and exclusive interest in and to the patent(s) and application(s) identified herein. See 37 CFR §3.71.☒ Statement under 37 CFR §3.73(b):

The documentary evidence of a chain of title from the original owner(s) to the Assignee(s), as recorded/to be recorded in the Assignment records of the Office:

☐ is attached hereto (copy of recorded Assignment or other conveyance, or copy of Assignment being submitted concurrently for recordation);

OR

☒ was recorded on June 6, 2005 at Reel 016096 Frame 0409, for the patent(s)/application(s) identified herein.***The individual(s) whose signature(s) is/are supplied below is/are the Assignees of entire and exclusive interest in the patent(s)/application(s) identified herein.***

Assignees of Entire and Exclusive Interest			
Signature of Assignee CHARLES SHAMOON		Date	6/24/2011
Signature of Assignee DEBORAH H. SHAMOON		Date	6-24-2011

Any additional patent(s)/application(s), or additional signature(s) of Inventor(s), or additional Assignee(s)/Signatory(s), are submitted on the attached page(s).

NUMBER OF PAGES ATTACHED: \_\_\_\_\_

06/24/2011 16:14

RECEIVED  
CENTRAL FAX CENTER  
JUN 24 2011

=== COVER PAGE ===

FROM: HERSHKOVITZ & ASSOC.

FAX: 7033704809

TEL: 7033704800

COMMENT:

PAGE 1/5 \* RCVD AT 6/24/2011 4:12:21 PM [Eastern Daylight Time] \* SVR:W-PTOFAX-002/46 \* DNIS:2738300 \* CSID:7033704809 \* DURATION (mm-ss):01-46

RECEIVED  
CENTRAL FAX CENTER  
JUN 24 2011

**HERSHKOVITZ & ASSOCIATES, LLC**

PATENT AGENCY

2845 DUKE STREET, ALEXANDRIA, VA 22314  
TEL. 703-370-4800 ~ FACSIMILE 703-370-4809  
patent@hershkovitz.net ~ www.hershkovitz.net

**Fax**

To: US PTO

From: Abe Hershkovitz

Fax: 571-273-8300

Date: June 24, 2011

Phone:

Pages: 4

Re: U.S. Patent Application No: 11/686,993; Docket No: P2921569

☒ Urgent☒ For Review☐ Please Comment☐ Please Reply☐ Please Recycle

\*\*\*\*\***CONFIDENTIALITY NOTE**\*\*\*\*\*  
The documents accompanying this facsimile transmission contain information from the patent firm of Hershkovitz & Associates which is confidential and/or privileged. The information is intended to be for the use of the individual or entity named on this transmission sheet. If you are not the intended recipient, be aware that any disclosure, copying, distribution or use of the contents of this facsimile information is prohibited. If you have received this facsimile in error, please notify us by telephone at (703) 370-4800 immediately so that we can arrange for the retrieval of the original documents at no cost to you.  
\*\*\*\*\*

Dear Commissioner:

**PLEASE SEE ATTACHED**

HERSHKOVITZ &amp; ASSOCIATES, LLC

P2921569.F01; AH/DN/pc



## HERSHKOVITZ &amp; ASSOCIATES, LLC

PATENT AGENCY

2845 DUKE STREET, ALEXANDRIA, VA 22314

TEL. 703-370-4800 ~ FACSIMILE 703-370-4809

patent@hershkovitz.net ~ www.hershkovitz.net

Applicant : Charles G. SHAMOON et al. Group Art Unit : 2617  
 Appl. No. : 11/686,993 Examiner : ZHANG, XIANG  
 Filed : March 16, 2007 Confirmation No. : 7384  
 For : UBIQUITOUS CONNECTIVITY AND CONTROL SYSTEM FOR REMOTE LOCATIONS

Commissioner for Patents  
 P.O. Box 1450  
 Alexandria, Virginia 22313-1450

Dear Commissioner:

Transmitted herewith is a **Revocation of Power of Attorney** in the above-captioned application.

The fee has been calculated as shown below:

Claims After Amendment	No. of Claims Previously Paid	Present Extra	Small Entity		Large Entity	
			Rate	Fee	Rate	Fee
Total Claims:			x 26=	\$	x 52=	\$
Indep. Claims:			x 110=	\$	x 220=	\$
				\$		\$
Total:				\$	Total:	\$

- \_\_\_ Please charge my Deposit Account No. **50-2929** in the amount of \$ \_\_\_\_.
- \_\_\_ The U.S. Patent and Trademark Office is hereby authorized to charge payment of the following fees associated with this communication or credit any overpayment to Deposit Account No. **50-2929**:
- \_\_\_ Any patent application processing fees under 37 C.F.R. 1.17, including any required extension of time fees in any concurrent or future reply requiring a petition for extension of time for its timely submission (37 CFR 1.136)(a)(3).

Respectfully submitted,

Date: June 24, 2011

Abraham Hershkovitz, Registration No. 45,294

Dinh Nguyen, Registration No. 54,923

P2921569.A01; AH/DN/pc

## Applicant Initiated Interview Request Form

Application No.: 11/686,993 First Named Applicant: Charles G. SHAMOON  
Examiner: Xiang ZHANG Art Unit: 2617 Status of Application: Action pending

### Tentative Participants:

- (1) Ed Garcia-Otero (Patent Owner's rep.) (2) Charles Shamoan (Inventor)  
(3) Wade Baker (Expert) (4) \_\_\_\_\_

Proposed Date of Interview: July 5, 2011 Proposed Time: 10:00 AM Eastern AM/PM

### Type of Interview Requested:

- (1) ☐ Telephonic (2) ☒ Personal (3) ☐ Video Conference

Exhibit To Be Shown or Demonstrated: ☐ YES ☒ NO

If yes, provide brief description: Inventor and Expert probably will attend by telephone

### Issues To Be Discussed

Issues (Rej., Obj., etc)	Claims/ Fig. #s	Prior Art	Discussed	Agreed	Not Agreed
(1) <u>Rejection</u>	<u>Cls 1-19, 21, 22</u>	<u>Shamoan'897 etc</u>	<input type="checkbox"/>	<input type="checkbox"/>	<input type="checkbox"/>
(2) _____	_____	_____	<input type="checkbox"/>	<input type="checkbox"/>	<input type="checkbox"/>
(3) _____	_____	_____	<input type="checkbox"/>	<input type="checkbox"/>	<input type="checkbox"/>
(4) _____	_____	_____	<input type="checkbox"/>	<input type="checkbox"/>	<input type="checkbox"/>

☐ Continuation Sheet Attached

### Brief Description of Argument to be Presented:

1. Distinguish independent claims 1, 12, 19, 21, and 22 over Shamoan'897, Heinonen, and Donner.
2. Distinguish dependent claims 2-11 and 13-18 over over Shamoan'897, Heinonen, and Donner.
3. Discuss non-obviousness of combining cited references.

An interview was conducted on the above-identified application on \_\_\_\_\_.

NOTE: This form should be completed by applicant and submitted to the examiner in advance of the interview (see MPEP § 713.01).

This application will not be delayed from issue because of applicant's failure to submit a written record of this interview. Therefore, applicant is advised to file a statement of the substance of this interview (37 CFR 1.133(b)) as soon as possible.

Ed Garcia-Otero  
Applicant/Applicant's Representative Signature

Ed Garcia-Otero

Typed/Printed Name of Applicant or Representative

Reg. No. 56,609

Registration Number, if applicable

\_\_\_\_\_  
Examiner/SPE Signature

This collection of information is required by 37 CFR 1.133. The information is required to obtain or retain a benefit by the public which is to file (and by the USPTO to process) an application. Confidentiality is governed by 35 U.S.C. 122 and 37 CFR 1.11 and 1.14. This collection is estimated to take 21 minutes to complete, including gathering, preparing, and submitting the completed application form to the USPTO. Time will vary depending upon the individual case. Any comments on the amount of time you require to complete this form and/or suggestions for reducing this burden, should be sent to the Chief Information Officer, U.S. Patent and Trademark Office, U.S. Department of Commerce, P.O. Box 1450, Alexandria, VA 22313-1450. DO NOT SEND FEES OR COMPLETED FORMS TO THIS ADDRESS. SEND TO: Commissioner for Patents, P.O. Box 1450, Alexandria, VA 22313-1450.  
If you need assistance in completing the form, call 1-800-PTO-9199 and select option 2.

## Electronic Acknowledgement Receipt

<b>EFS ID:</b>	10401636
<b>Application Number:</b>	11686993
<b>International Application Number:</b>	
<b>Confirmation Number:</b>	7384
<b>Title of Invention:</b>	UBIQUITOUS CONNECTIVITY AND CONTROL SYSTEM FOR REMOTE LOCATIONS
<b>First Named Inventor/Applicant Name:</b>	Charles G. SHAMOON
<b>Customer Number:</b>	26160
<b>Filer:</b>	Abraham HersHKovitz/Ed Garcia-0tero
<b>Filer Authorized By:</b>	Abraham HersHKovitz
<b>Attorney Docket Number:</b>	8006-06-07
<b>Receipt Date:</b>	28-JUN-2011
<b>Filing Date:</b>	16-MAR-2007
<b>Time Stamp:</b>	12:59:02
<b>Application Type:</b>	Utility under 35 USC 111(a)

### Payment information:

Submitted with Payment		no			
File Listing:					
Document Number	Document Description	File Name	File Size(Bytes)/ Message Digest	Multi Part /.zip	Pages (if appl.)
1		P2921569_A02_Applicant_Initiated Interview Request Form.pdf	109353	yes	2
			05718bd0f75fcad7179c5840afb9101a60817dc8		

	Multipart Description/PDF files in .zip description		
	Document Description	Start	End
	Transmittal Letter	1	1
	Miscellaneous Incoming Letter	2	2
Warnings:			
Information:			
Total Files Size (in bytes):		109353	
<p>This Acknowledgement Receipt evidences receipt on the noted date by the USPTO of the indicated documents, characterized by the applicant, and including page counts, where applicable. It serves as evidence of receipt similar to a Post Card, as described in MPEP 503.</p> <p><b><u>New Applications Under 35 U.S.C. 111</u></b> If a new application is being filed and the application includes the necessary components for a filing date (see 37 CFR 1.53(b)-(d) and MPEP 506), a Filing Receipt (37 CFR 1.54) will be issued in due course and the date shown on this Acknowledgement Receipt will establish the filing date of the application.</p> <p><b><u>National Stage of an International Application under 35 U.S.C. 371</u></b> If a timely submission to enter the national stage of an international application is compliant with the conditions of 35 U.S.C. 371 and other applicable requirements a Form PCT/DO/EO/903 indicating acceptance of the application as a national stage submission under 35 U.S.C. 371 will be issued in addition to the Filing Receipt, in due course.</p> <p><b><u>New International Application Filed with the USPTO as a Receiving Office</u></b> If a new international application is being filed and the international application includes the necessary components for an international filing date (see PCT Article 11 and MPEP 1810), a Notification of the International Application Number and of the International Filing Date (Form PCT/RO/105) will be issued in due course, subject to prescriptions concerning national security, and the date shown on this Acknowledgement Receipt will establish the international filing date of the application.</p>			





# HERSHKOVITZ & ASSOCIATES, LLC

PATENT AGENCY

2845 DUKE STREET, ALEXANDRIA, VA 22314

TEL. 703-370-4800 ~ FACSIMILE 703-370-4809

patent@hershkovitz.net ~ www.hershkovitz.net

Applicant: Charles G. SHAMOON et al.

Examiner: Xiang ZHANG

Appl. No.: 11/686,993

Group Art Unit: 2617

Appl. Filed: March 16, 2007

Conf. No.: 7384

Docket No.: P2921569

For: UBIQUITOUS CONNECTIVITY AND CONTROL SYSTEM FOR REMOTE LOCATIONS

Commissioner for Patents  
P.O. Box 1450  
Alexandria, Virginia 22313-1450

Dear Commissioner:

Transmitted herewith is an **APPLICANT INITIATED INTERVIEW REQUEST FORM** in connection with the above-captioned matter.

The fee has been calculated as shown below:

Claims After Amendment	No. of Claims Previously Paid	Present Extra	Small Entity		Large Entity	
			Rate	Fee	Rate	Fee
*Total Claims:			x 26=	\$	x 52=	\$
**Indep. Claims:			x 110=	\$	x220=	\$
				\$		\$
Other:				\$		\$
Total:				\$	Total:	\$

☐ Fee Payment made through EFS.

☐ Payment is made herewith by Credit Card (see attached Form PTO-2038).

☒ The Director is hereby authorized to charge all fees under 37 CFR §§ 1.16 and 1.17 which may be required to maintain pendency of this application to Deposit Account No. 50-2929.

☐ The Director is hereby authorized to charge all fees under 37 CFR § 1.18 which may be required to complete issuance of this application to Deposit Account No. 50-2929.

Respectfully submitted,

Abraham Hershkovitz Reg. No. 45,294

Dinh Nguyen Reg. No. 54,923

Date: June 28, 2011

P2921569.A02; AH/DN/dg

RECEIVED  
CENTRAL FAX CENTER  
JUN 28 2011

PTOL-413A (07-09)  
Approved for use through 07/31/2012. OMB 0851-0031  
U.S. Patent and Trademark Office: U.S. DEPARTMENT OF COMMERCE

## Applicant Initiated Interview Request Form

Application No.: 11/686,993 First Named Applicant: Charles G. SHAMOON  
Examiner: Xiang ZHANG Art Unit: 2617 Status of Application: Action pending

### Tentative Participants:

- (1) Ed Garcia-Otero (Patent Owner's rep.) (2) Charles Shamon (Inventor)  
(3) Wade Baker (Expert) (4) \_\_\_\_\_

Proposed Date of Interview: July 5, 2011 Proposed Time: 10:00 AM Eastern AM/PM

### Type of Interview Requested:

- (1) ☐ Telephonic (2) ☒ Personal (3) ☐ Video Conference

Exhibit To Be Shown or Demonstrated: ☐ YES ☒ NO

If yes, provide brief description: Inventor and Expert probably will attend by telephone

### Issues To Be Discussed

Issues (Rej., Obj., etc)	Claims/ Fig. #s	Prior Art	Discussed	Agreed	Not Agreed
(1) <u>Rejection</u>	<u>Cls 1-19, 21, 22</u>	<u>Shamoon'897 etc</u>	<input type="checkbox"/>	<input type="checkbox"/>	<input type="checkbox"/>
(2) _____	_____	_____	<input type="checkbox"/>	<input type="checkbox"/>	<input type="checkbox"/>
(3) _____	_____	_____	<input type="checkbox"/>	<input type="checkbox"/>	<input type="checkbox"/>
(4) _____	_____	_____	<input type="checkbox"/>	<input type="checkbox"/>	<input type="checkbox"/>

☐ Continuation Sheet Attached

### Brief Description of Argument to be Presented:

1. Distinguish independent claims 1, 12, 19, 21, and 22 over Shamoon'897, Heironen, and Donner.
2. Distinguish dependent claims 2-11 and 13-18 over Shamoon'897, Heironen, and Donner.
3. Discuss non-obviousness of combining cited references.

An interview was conducted on the above-identified application on \_\_\_\_\_

NOTE: This form should be completed by applicant and submitted to the examiner in advance of the interview (see MPEP § 713.01).

This application will not be delayed from issue because of applicant's failure to submit a written record of this interview. Therefore, applicant is advised to file a statement of the substance of this interview (37 CFR 1.133(b)) as soon as possible.

Ed Garcia-Otero  
Applicant/Applicant's Representative Signature

Ed Garcia-Otero

Typed/Printed Name of Applicant or Representative

Reg. No. 56.609

Registration Number, if applicable

\_\_\_\_\_  
Examiner/SPE Signature

This collection of information is required by 37 CFR 1.133. The information is required to obtain or retain a benefit by the public which is to file (and by the USPTO to process) an application. Confidentiality is governed by 35 U.S.C. 122 and 37 CFR 1.11 and 1.14. This collection is estimated to take 21 minutes to complete, including gathering, preparing, and submitting the completed application form to the USPTO. Time will vary depending upon the individual case. Any comments on the amount of time you require to complete this form and/or suggestions for reducing this burden, should be sent to the Chief Information Officer, U.S. Patent and Trademark Office, U.S. Department of Commerce, P.O. Box 1430, Alexandria, VA 22313-1430. DO NOT SEND FEES OR COMPLETED FORMS TO THIS ADDRESS. SEND TO: Commissioner for Patents, P.O. Box 1430, Alexandria, VA 22313-1430.  
If you need assistance in completing the form, call 1-800-PTO-9199 and select option 2.

06/28/2011 13:39

RECEIVED  
CENTRAL FAX CENTER  
JUN 28 2011

=== COVER PAGE ===

TO: \_\_\_\_\_

FROM: HERSHKOVITZ & ASSOC.

FAX: 7033704809

TEL: 7033704800

COMMENT:

PAGE 1/4 \* RCVD AT 6/28/2011 1:37:17 PM [Eastern Daylight Time] \* SVR:W-PTOFAX-002/33 \* DNIS:2738300 \* CSID:7033704809 \* DURATION (mm-ss):01-26

**RECEIVED**  
**CENTRAL FAX CENTER**  
**JUN 28 2011****HERSHKOVITZ & ASSOCIATES, LLC****PATENT AGENCY**

2845 DUKE STREET, ALEXANDRIA, VA 22314

TEL. 703-370-4800 - FACSIMILE 703-370-4809

patent@hershkovitz.net ~ [www.hershkovitz.net](http://www.hershkovitz.net)**Fax**

To: Xiang Zhang

From: Abe Hershkovitz

Fax: 571-273-8300

Date: June 28, 2011

Phone:

Pages: 3

Re: U.S. Patent Application No.: 11/686,993; Docket No.: P2921569

☒ Urgent☒ For Review☐ Please Comment☐ Please Reply☐ Please Recycle

\*\*\*\*\***CONFIDENTIALITY NOTE**\*\*\*\*\*

The documents accompanying this facsimile transmission contain information from the patent firm of Hershkovitz & Associates which is confidential and/or privileged. The information is intended to be for the use of the individual or entity named on this transmission sheet. If you are not the intended recipient, be aware that any disclosure, copying, distribution or use of the contents of this facsimile information is prohibited. If you have received this facsimile in error, please notify us by telephone at (703) 370-4800 immediately so that we can arrange for the retrieval of the original documents at no cost to you.

\*\*\*\*\*

Dear Ex. Zhang:

**PLEASE SEE ATTACHED**

HERSHKOVITZ &amp; ASSOCIATES, LLC

P2921569.A02; AH/DN/dg



**HERSHKOVITZ & ASSOCIATES, LLC**

**PATENT AGENCY**

2845 DUKE STREET, ALEXANDRIA, VA 22314

TEL. 703-370-4800 ~ FACSIMILE 703-370-4809

patent@hershkovitz.net ~ www.hershkovitz.net

**RECEIVED**  
**CENTRAL FAX CENTER**  
**JUN 28 2011**

Applicant: Charles G. SHAMOON et al.

Examiner: Xiang ZHANG

Appl. No.: 11/686,993

Group Art Unit: 2617

Appl. Filed: March 16, 2007

Conf. No.: 7384

Docket No.: P2921569

For: UBIQUITOUS CONNECTIVITY AND CONTROL SYSTEM FOR REMOTE LOCATIONS

Commissioner for Patents  
P.O. Box 1450  
Alexandria, Virginia 22313-1450

Dear Commissioner:

Transmitted herewith is an **APPLICANT INITIATED INTERVIEW REQUEST FORM** in connection with the above-captioned matter.

The fee has been calculated as shown below:

Claims After Amendment	No. of Claims Previously Paid	Present Extra	Small Entity		Large Entity	
			Rate	Fee	Rate	Fee
*Total Claims:			x 26=	\$	x 52=	\$
**Indep. Claims:			x 110=	\$	x 220=	\$
				\$		\$
Other:				\$		\$
Total:				\$	Total:	\$

☐ Fee Payment made through EFS.

☐ Payment is made herewith by Credit Card (see attached Form PTO-2038).

☒ The Director is hereby authorized to charge all fees under 37 CFR §§ 1.16 and 1.17 which may be required to maintain pendency of this application to Deposit Account No. 50-2929.

☐ The Director is hereby authorized to charge all fees under 37 CFR § 1.18 which may be required to complete issuance of this application to Deposit Account No. 50-2929.

Respectfully submitted,

Date: June 28, 2011

Abraham Hershkovitz Reg. No. 45,294  
Dinh Nguyen Reg. No. 54,923

P2921569.A02; AH/DN/dg



# UNITED STATES PATENT AND TRADEMARK OFFICE

UNITED STATES DEPARTMENT OF COMMERCE  
United States Patent and Trademark Office  
Address: COMMISSIONER FOR PATENTS  
P.O. Box 1450  
Alexandria, Virginia 22313-1450  
www.uspto.gov

APPLICATION NO.	FILING DATE	FIRST NAMED INVENTOR	ATTORNEY DOCKET NO.	CONFIRMATION NO.
11/686,993	03/16/2007	Charles G. SHAMOON	8006-06-07	7384
26160 7590 07/11/2011 MELITO, CARL F. , ATTORNEY AT LAW 12225 GREENVILLE AVENUE SUITE 700 DALLAS, TX 75243			EXAMINER ZHANG, XIANG	
			ART UNIT 2617	PAPER NUMBER
			MAIL DATE 07/11/2011	DELIVERY MODE PAPER

**Please find below and/or attached an Office communication concerning this application or proceeding.**

The time period for reply, if any, is set in the attached communication.

<b><i>Interview Summary</i></b>	<b>Application No.</b> 11/686,993	<b>Applicant(s)</b> SHAMOON ET AL.	
	<b>Examiner</b> EDWARD ZHANG	<b>Art Unit</b> 2617	

All participants (applicant, applicant's representative, PTO personnel):

(1) EDWARD ZHANG. (3) Ed Garcia.

(2) Kamran Afshar. (4) Charles Shamoan.

Date of Interview: 05 July 2011.

Type: a) ☐ Telephonic b) ☐ Video Conference  
c) ☒ Personal [copy given to: 1) ☒ applicant 2) ☐ applicant's representative]

Exhibit shown or demonstration conducted: d) ☐ Yes e) ☒ No.  
If Yes, brief description: \_\_\_\_\_.

Claim(s) discussed: 1-3.

Identification of prior art discussed: Shamoan et. al. and Heinonen et. al.

Agreement with respect to the claims f) ☒ was reached. g) ☐ was not reached. h) ☐ N/A.

Substance of Interview including description of the general nature of what was agreed to if an agreement was reached, or any other comments: See below.

(A fuller description, if necessary, and a copy of the amendments which the examiner agreed would render the claims allowable, if available, must be attached. Also, where no copy of the amendments that would render the claims allowable is available, a summary thereof must be attached.)

THE FORMAL WRITTEN REPLY TO THE LAST OFFICE ACTION MUST INCLUDE THE SUBSTANCE OF THE INTERVIEW. (See MPEP Section 713.04). If a reply to the last Office action has already been filed, APPLICANT IS GIVEN A NON-EXTENDABLE PERIOD OF THE LONGER OF ONE MONTH OR THIRTY DAYS FROM THIS INTERVIEW DATE, OR THE MAILING DATE OF THIS INTERVIEW SUMMARY FORM, WHICHEVER IS LATER, TO FILE A STATEMENT OF THE SUBSTANCE OF THE INTERVIEW. See Summary of Record of Interview requirements on reverse side or on attached sheet.

/Xiang Zhang/ Patent Examiner, AU 2617	/KAMRAN AFSHAR/ Supervisory Patent Examiner, Art Unit 2617
---	---

## Summary of Record of Interview Requirements

### Manual of Patent Examining Procedure (MPEP), Section 713.04, Substance of Interview Must be Made of Record

A complete written statement as to the substance of any face-to-face, video conference, or telephone interview with regard to an application must be made of record in the application whether or not an agreement with the examiner was reached at the interview.

### Title 37 Code of Federal Regulations (CFR) § 1.133 Interviews Paragraph (b)

In every instance where reconsideration is requested in view of an interview with an examiner, a complete written statement of the reasons presented at the interview as warranting favorable action must be filed by the applicant. An interview does not remove the necessity for reply to Office action as specified in §§ 1.111, 1.135. (35 U.S.C. 132)

37 CFR §1.2 Business to be transacted in writing.

All business with the Patent or Trademark Office should be transacted in writing. The personal attendance of applicants or their attorneys or agents at the Patent and Trademark Office is unnecessary. The action of the Patent and Trademark Office will be based exclusively on the written record in the Office. No attention will be paid to any alleged oral promise, stipulation, or understanding in relation to which there is disagreement or doubt.

The action of the Patent and Trademark Office cannot be based exclusively on the written record in the Office if that record is itself incomplete through the failure to record the substance of interviews.

It is the responsibility of the applicant or the attorney or agent to make the substance of an interview of record in the application file, unless the examiner indicates he or she will do so. It is the examiner's responsibility to see that such a record is made and to correct material inaccuracies which bear directly on the question of patentability.

Examiners must complete an Interview Summary Form for each interview held where a matter of substance has been discussed during the interview by checking the appropriate boxes and filling in the blanks. Discussions regarding only procedural matters, directed solely to restriction requirements for which interview recordation is otherwise provided for in Section 812.01 of the Manual of Patent Examining Procedure, or pointing out typographical errors or unreadable script in Office actions or the like, are excluded from the interview recordation procedures below. Where the substance of an interview is completely recorded in an Examiners Amendment, no separate Interview Summary Record is required.

The Interview Summary Form shall be given an appropriate Paper No., placed in the right hand portion of the file, and listed on the "Contents" section of the file wrapper. In a personal interview, a duplicate of the Form is given to the applicant (or attorney or agent) at the conclusion of the interview. In the case of a telephone or video-conference interview, the copy is mailed to the applicant's correspondence address either with or prior to the next official communication. If additional correspondence from the examiner is not likely before an allowance or if other circumstances dictate, the Form should be mailed promptly after the interview rather than with the next official communication.

The Form provides for recordation of the following information:

- Application Number (Series Code and Serial Number)
- Name of applicant
- Name of examiner
- Date of interview
- Type of interview (telephonic, video-conference, or personal)
- Name of participant(s) (applicant, attorney or agent, examiner, other PTO personnel, etc.)
- An indication whether or not an exhibit was shown or a demonstration conducted
- An identification of the specific prior art discussed
- An indication whether an agreement was reached and if so, a description of the general nature of the agreement (may be by attachment of a copy of amendments or claims agreed as being allowable). Note: Agreement as to allowability is tentative and does not restrict further action by the examiner to the contrary.
- The signature of the examiner who conducted the interview (if Form is not an attachment to a signed Office action)

It is desirable that the examiner orally remind the applicant of his or her obligation to record the substance of the interview of each case. It should be noted, however, that the Interview Summary Form will not normally be considered a complete and proper recordation of the interview unless it includes, or is supplemented by the applicant or the examiner to include, all of the applicable items required below concerning the substance of the interview.

A complete and proper recordation of the substance of any interview should include at least the following applicable items:

- 1) A brief description of the nature of any exhibit shown or any demonstration conducted,
- 2) an identification of the claims discussed,
- 3) an identification of the specific prior art discussed,
- 4) an identification of the principal proposed amendments of a substantive nature discussed, unless these are already described on the Interview Summary Form completed by the Examiner,
- 5) a brief identification of the general thrust of the principal arguments presented to the examiner,  
(The identification of arguments need not be lengthy or elaborate. A verbatim or highly detailed description of the arguments is not required. The identification of the arguments is sufficient if the general nature or thrust of the principal arguments made to the examiner can be understood in the context of the application file. Of course, the applicant may desire to emphasize and fully describe those arguments which he or she feels were or might be persuasive to the examiner.)
- 6) a general indication of any other pertinent matters discussed, and
- 7) if appropriate, the general results or outcome of the interview unless already described in the Interview Summary Form completed by the examiner.

Examiners are expected to carefully review the applicant's record of the substance of an interview. If the record is not complete and accurate, the examiner will give the applicant an extendable one month time period to correct the record.

### Examiner to Check for Accuracy

If the claims are allowable for other reasons of record, the examiner should send a letter setting forth the examiner's version of the statement attributed to him or her. If the record is complete and accurate, the examiner should place the indication, "Interview Record OK" on the paper recording the substance of the interview along with the date and the examiner's initials.



The representing attorney was present along with the original inventor as well as technical expert on the three-way call to discuss the merit of the claimed invention with respect to the art rejection. The examiner and the supervisor suggested to the applicant to clarify the claim language in order to distinguish the claims from the prior art cited and be closer to novelty of the subject matter prior to the subsequent response to be filed.



UNITED STATES PATENT AND TRADEMARK OFFICE

UNITED STATES DEPARTMENT OF COMMERCE  
United States Patent and Trademark Office  
Address: COMMISSIONER FOR PATENTS  
P.O. Box 1450  
Alexandria, Virginia 22313-1450  
www.uspto.gov

APPLICATION NUMBER	FILING OR 371(C) DATE	FIRST NAMED APPLICANT	ATTY. DOCKET NO./TITLE
11/686,993	03/16/2007	Charles G. SHAMOON	8006-06-07

**CONFIRMATION NO. 7384**

**POA ACCEPTANCE LETTER**

40401  
HersHKovitz & Associates, LLC  
2845 Duke Street  
Alexandria, VA 22314



Date Mailed: 07/13/2011

**NOTICE OF ACCEPTANCE OF POWER OF ATTORNEY**

This is in response to the Power of Attorney filed 06/24/2011.

The Power of Attorney in this application is accepted. Correspondence in this application will be mailed to the above address as provided by 37 CFR 1.33.

/tkim/

Office of Data Management, Application Assistance Unit (571) 272-4000, or (571) 272-4200, or 1-888-786-0101



UNITED STATES PATENT AND TRADEMARK OFFICE

UNITED STATES DEPARTMENT OF COMMERCE  
United States Patent and Trademark Office  
Address: COMMISSIONER FOR PATENTS  
P.O. Box 1450  
Alexandria, Virginia 22313-1450  
www.uspto.gov

APPLICATION NUMBER	FILING OR 371(C) DATE	FIRST NAMED APPLICANT	ATTY. DOCKET NO./TITLE
11/686,993	03/16/2007	Charles G. SHAMOON	8006-06-07

**CONFIRMATION NO. 7384**

**POWER OF ATTORNEY NOTICE**

26160  
MELITO, CARL F. , ATTORNEY AT LAW  
12225 GREENVILLE AVENUE  
SUITE 700  
DALLAS, TX 75243



Date Mailed: 07/13/2011

**NOTICE REGARDING CHANGE OF POWER OF ATTORNEY**

This is in response to the Power of Attorney filed 06/24/2011.

- The Power of Attorney to you in this application has been revoked by the assignee who has intervened as provided by 37 CFR 3.71. Future correspondence will be mailed to the new address of record(37 CFR 1.33).

/ttkim/

Office of Data Management, Application Assistance Unit (571) 272-4000, or (571) 272-4200, or 1-888-786-0101

**IN THE UNITED STATES PATENT AND TRADEMARK OFFICE**

Applicant: Charles G. SHAMOON et al. Confirmation No.: 7384

Appl. No.: 11/686,993 Group Art Unit: 2617

Filed: March 16, 2007 Examiner: ZHANG, Xiang

For: UBIQUITOUS CONNECTIVITY AND CONTROL SYSTEM FOR REMOTE  
LOCATIONS

**AMENDMENT UNDER 37 CFR 1.116**

Commissioner for Patents  
P.O. Box 1450  
Alexandria, Virginia 22313-1450

Dear Sir:

Responsive to the final Office Action of March 22, 2011, reconsideration and withdrawal of the rejections made therein are respectfully requested, in view of the following amendments and remarks.

This Response is being timely filed since the Office Action sets a three-month shortened statutory period not expiring until June 22, 2011 and a Request for a one-month extension of time, to July 22, 2011, and the fee therewith accompany this paper. However, the Patent and Trademark Office is hereby authorized to charge any fees in connection herewith or any fees necessary to preserve the pendency of this application or credit any overpayment to deposit account No. 50-2929, making reference to Attorney Docket No. P2921569.

AMENDMENTS TO THE CLAIMS

*Claims 1-7, 9-19, 21, and 22 are pending. Claim 8 is currently canceled, and claim 20 was previously canceled. Please amend claims 1-7, 9-16, 18, 19, 21, and 22 as follows (all pending claims and their status identifiers are reproduced below).*

1. (Currently Amended) A wireless system comprising:  
an environmental device;  
a base unit operatively interfaced with the environmental device and configured to control an operation of the environmental device;  
a remote unit having wireless connectivity and being configured to send and receive short message service (SMS) messages; and  
a wireless module operatively interfaced with the base unit and configured to provide wireless connectivity between the base unit and the remote unit,  
wherein the base unit is configured to send a first SMS message, including current environmental information, to the remote unit through the wireless module,  
wherein the remote unit is configured to send a second SMS message, including a command for the environmental device, to the base unit through the wireless module, and  
wherein the base unit is configured to receive the second SMS message, including the command, and to send the command to the environmental device to control the operation of the environmental device.

~~A ubiquitous connectivity and communications system for controlling operation of an environmental condition in a structure, comprising:~~  
~~a device for controlling the environmental condition in the structure;~~  
~~a base unit in said structure and operatively interfaced with said device to control the operation thereof;~~  
~~a remote device adapted to send and receive short message service (SMS) messages;~~  
~~wireless connectivity means providing an on-demand, private and direct communications interface from said remote device and enabling instant wireless connectivity with said base unit;~~  
~~means for providing an indication of current status of said device to said base unit;~~

~~means for transmitting said indication of current status through said connectivity means from the base unit to said remote device as a first SMS message;~~

~~display means at said remote device for indicating said current status of said device;~~

~~input means at said remote device for prescribing an indication of revised status for said device as a second SMS message, wherein the second SMS message includes information associated with the remote device;~~

~~means for transmitting said second SMS message including information associated with the remote device and the indication of revised status through said connectivity means to said base unit, wherein the base unit is adapted to authenticate the second SMS message using the information associated with the remote device;~~

~~means operatively associated with said base unit and operatively connected with said device for effecting said revised status for said device.~~

2. (Currently Amended) The system as recited in claim 1 wherein said environmental device ~~for controlling the environmental condition~~ includes electronic and electromechanical switching ~~means~~ portions interfaced with said environmental device ~~for controlling the environmental condition.~~
3. (Currently Amended) The system as recited in claim 1 wherein said base unit is a microcontroller-based processing unit having customizable application specific software.
4. (Currently Amended) The system as recited in claim 1 wherein said remote unit ~~device~~ is a cellular telephone handset with custom programmability ~~means~~.
5. (Currently Amended) The system as recited in claim 4 wherein said custom programmability ~~means~~ is a JAVA programming kernel.
6. (Currently Amended) The system as recited in claim 4 wherein said custom programmability ~~means~~ is a J2ME programming kernel.
7. (Currently Amended) The system as recited in claim 1 wherein said wireless connectivity ~~means~~ includes a transmitting and receiving module in said base unit and a transmitting and

receiving unit in said remote unit device operatively communicating with each other over a cellular telephone network.

8. (Canceled)

9. (Currently Amended) The system as recited in claim 1 wherein ~~said display means is the remote unit includes~~ a liquid crystal display module.

10. (Currently Amended) The system as recited in claim 9 wherein said liquid crystal module includes selectable graphic icons corresponding to current environmental information ~~environmental conditions~~ being monitored or controlled.

11. (Currently Amended) The system as recited in ~~claim 8~~ claim 1, wherein the remote unit is configured to selectively disable ~~including means operative between said remote devices using said SMS for selectively disabling transmission of SMS messages from the base unit, thereto.~~

12. (Currently Amended) A wireless system comprising:  
an environmental device configured to send environmental information, and adapted to  
receive a command to control an operation of the environmental device;  
a remote unit having wireless connectivity and being configured to:  
receive a first short message service (SMS) message, wherein the first SMS  
message includes the environmental information;  
notify a user of said remote unit of receipt of the first SMS message; and  
send a second SMS message, wherein the second SMS message includes the  
command; and

a wireless base unit configured to:  
receive the environmental information from the environmental device;  
transmit the first SMS message to the remote unit;  
receive the second SMS message from the remote unit; and  
send the command to the environmental device.

~~A ubiquitous connectivity and communications system for controlling operation of an environmental condition associated with a structure, comprising:~~

~~a device adapted to control the environmental condition associated with the structure,~~  
~~send an indication of current status and receive an indication of revised status;~~  
~~a wireless remote device adapted to:~~  
~~receive a first short message service (SMS) message via a wireless connection~~  
~~including the indication of the current status of the device;~~  
~~notify an authorized user of said remote device of receipt of an indication of current~~  
~~status; and~~  
~~send a second SMS message via the wireless connection including the indication of~~  
~~revised status and information associated with the wireless remote device; and~~  
~~a wireless base unit associated with the structure adapted to:~~  
~~receive the indication of current status from the device;~~  
~~transmit the indication of current status via a wireless connection to the wireless~~  
~~remote device as the first SMS message;~~  
~~receive the indication of revised status including the information associated with the~~  
~~wireless remote device via the wireless connection from the wireless remote device as~~  
~~the second SMS message;~~  
~~authenticate the second SMS message using the information associated with the~~  
~~wireless remote device; and~~  
~~send the indication of revised status to the device to control operation of the device.~~

13. (Currently Amended) The system of claim 12 wherein the wireless connectivity ~~connection~~ further comprises a first wireless connection interfacing with the ~~wireless~~ base unit, a second wireless connection interfacing with the remote unit, ~~wireless remote device~~, and a non-wireless connection interfacing between the first wireless connection and the second wireless connection.

14. (Currently Amended) The system of claim 12 wherein the environmental device includes electronic and electromechanical switching portions ~~means interfaced with the device~~ for controlling the environmental information, ~~condition~~.



15. (Currently Amended) The system of claim 12 wherein the ~~wireless~~ base unit further comprises a microcontroller-based processing unit having customizable application specific software.
16. (Currently Amended) The system of claim 12 wherein the ~~wireless remote device~~ remote unit further comprises a cellular telephone handset.
17. (Original) The system of claim 16 wherein the cellular telephone handset includes at least one of a customizable JAVA programming kernel and a customizable J2ME programming kernel.
18. (Currently Amended) The system of claim 12 ~~wherein the wireless connection~~ further ~~comprises~~ comprising a cellular telephone network.
19. (Currently Amended) A base unit configured to communicate with an environmental device and to communicate with a remote unit having wireless connectivity, the base unit comprising:
- a communication interface configured to receive environmental information from the environmental device and to send a command to the environmental device;
  - a wireless module configured to send a first message to the remote unit and to receive a second message from the remote unit, wherein the first message is a first short message service (SMS) message including the environmental information, and wherein the second message is a second short message service (SMS) message including the command to the environmental device; and
  - a microcontroller configured to process the second message including the command, and to send the command through the communication interface to the environmental device.
- ~~A ubiquitous connectively and communications system for controlling operation of an environmental condition in a structure, comprising:~~
- ~~a base unit in said structure and operatively interfaced with an environmental device for controlling an environmental condition in a structure;~~
  - ~~-said base unit comprising a transmitter and receiver unit for sending to and receiving from a remote device messages using short message service (SMS) and/or data bearer~~

~~service over a cellular network using~~  
~~wireless connectivity means providing an on-demand, private and direct communications~~  
~~interface from said remote device with said service and enabling instant wireless~~  
~~connectivity with said base unit and transmitting an indication of current status using said~~  
~~service as a first message for display at said remote device for indicating said current~~  
~~status of said environmental device based on said first message, said receiver unit~~  
~~receiving from said remote device~~  
~~a second message indicating a of revised status for said environmental device, wherein~~  
~~said second message includes information associated with said remote device;~~  
~~said second message being received at said base unit using said service, and including~~  
~~information associated with the remote device, and including said indication of revised~~  
~~status, wherein said base unit is adapted to authenticate said second message using said~~  
~~information associated with said remote device; and~~  
~~means operatively associated with said base unit and operatively connected with said~~  
~~environmental device for effecting said revised status for said environmental device.~~

Claim 20. (Canceled)

21. (Currently Amended) A wireless communication system comprising:

a base unit operatively interfaced with an environmental device, and configured to receive  
a current status of an environmental device;

a transmitter associated with said base unit, and configured to send a first message to a  
remote unit having wireless connectivity, wherein the first message is a wireless message  
including the current status of the environmental device;

a receiver associated with said base unit, and configured to receive a second message  
from the remote unit, wherein the second message is a wireless message including a command  
for the environmental device; and

a controller operatively associated with the base unit and operatively connected with the  
environmental device, and configured to send the command to the environmental device.

~~A ubiquitous connectivity and communications system for controlling operation of an environmental condition in a structure, comprising:~~

~~a base unit in a structure and operatively interfaced with an environmental device for controlling an environmental condition in said structure;~~

~~a transmitter associated with said base unit for sending over a cellular network to a remote device an authenticated first message via a wireless connection, wherein said first message provides an indication of the current status of said environmental device for display on said remote device;~~

~~a receiver associated with said base unit for receiving an indication of a revised status for said environmental device from said remote device as a on-demand, authenticated second message via said wireless connection, wherein said second message includes information associated with said remote device and wherein said base unit is adapted to authenticate said second message using said information associated with said remote device; and~~

~~a controller operatively associated with said base unit and operatively connected with said environmental device for effecting said revised status therefor, wherein said transmitter thereafter sends a third message via said wireless connection indicating said revised status has been established.~~

22. (Currently Amended) A wireless system comprising:

a base unit operatively interfaced with an environmental device for controlling an environmental condition in a structure;

a receiver associated with said base unit, and adapted for receiving a first wireless message from a remote unit having wireless connectivity, wherein the first wireless message includes a command for the environmental device;

a controller operatively associated with said base unit, and operatively connected with the environmental device for executing the command; and

a transmitter operatively associated with the controller for sending a second wireless message to the remote unit, wherein the second wireless message includes information indicating that the command has been executed.

~~A ubiquitous connectivity and communications system for controlling operation of an environmental condition in a structure, comprising:~~

~~a base unit in a structure and operatively interfaced with an environmental device for controlling an environmental condition in said structure;~~

~~a receiver associated with said base unit for receiving over a cellular network from a remote device an authenticated first message via a wireless connection for effecting a revised status for said environmental device and wherein said first message includes information associated with said remote device and wherein said base unit is adapted to authenticate said first message using said information associated with said remote device;~~

~~a controller operatively associated with said base unit and operatively connected with said environmental device for effecting said revised status therefor; and~~

~~a transmitter operatively associated with said controller for sending said indication of said revised status for said environmental device to said remote device as a on-demand, authenticated second message via said wireless connection.~~

### REMARKS

Claims 1-7, 9-19, 21, and 22 are pending in this application. Applicant respectfully submits that all of the pending claims are in condition for prompt allowance.

### STATEMENT OF SUBSTANCE OF INTERVIEW

On July 5, 2011, a personal interview was held including: Examiner Xiang Zhang, Supervisory Patent Examiner Kamran Afshan, Applicant's representative Ed Garcia-Otero, Inventor Charles Shamoon by telephone, and Applicant's technical expert Wade Baker by telephone. Applicant appreciates the courtesies and helpful suggestions provided by the Supervisor and the Examiner.

Specifically, the claims were discussed in detail. The Supervisor and the Examiner agreed that if the claims were clarified by amendment, then claims having features distinguishable over the cited art would be patentable. For example, sending a command from the remote unit to the base unit via an SMS message is not disclosed by the cited art.

Applicant has clarified the claims by amendment. Thus, Applicant respectfully submits that this Amendment places the present application in condition for allowance, and entry of the Amendment and allowance of the claims are respectfully requested.

### CLAIM REJECTIONS

#### I. Claim Rejections - 35 U.S.C. § 103(a) Shamoon'897, Heinonen, and Donner

Claims 1-19 are rejected under 35 USC § 103(a) as allegedly being unpatentable over Shamoon'897 (US PGPub 2003/0034897 A1) in view of Heinonen (US Pat 7031663 B2) and further in view of Donner (US PGPub 2005/0079880 A1). Applicant respectfully disagrees.

As suggested during the recent personal interview, Applicant has clarified the claims by amendment to more clearly claim the allowable subject matter. Specifically, claims 1-7, 9-16, 18, and 19 have been amended, and claims 8 and 20 have been canceled.

Thus, Applicant respectfully submits that claims 1-7 and 9-19 are in condition for allowance, and the above rejection should be withdrawn.

II. Claim Rejections - 35 U.S.C. § 103(a) Yamamoto and Yarkoski

Claims 21 and 22 are rejected under 35 USC § 103(a) as allegedly being unpatentable over Yamamoto (US Pat 6970539 B2) in view of Yarkoski (US Pat 6959196 B1). Applicant respectfully disagrees.

As suggested during the recent personal interview, Applicant has clarified the claims by amendment to more clearly claim the allowable subject matter. Specifically, claims 21 and 22 have been amended to more clearly claim the allowable subject matter.

Thus, Applicant respectfully submits that claims 21 and 22 are in condition for allowance, and the above rejection should be withdrawn.

CONCLUSION

Accordingly, reconsideration of the outstanding Office Action and allowance of the present application and all the claims therein are respectfully requested and now believed to be appropriate.

It is believed that all of the pending issues have been addressed. However, the absence of a reply to a specific rejection, issue or comment does not signify agreement with or concession of that rejection, issue or comment. In addition, because the arguments made above may not be exhaustive, there may be reasons for patentability of any or all pending claims (or other claims) that have not been expressed. Finally, nothing in this reply should be construed as an intent to concede any issue with regard to any claim, except as specifically stated in this reply, and the amendment of any claim does not necessarily signify concession of unpatentability of the claim prior to its amendment.

Should the Examiner have any questions or comments regarding this matter, the undersigned may be contacted at the below-listed telephone number.

Respectfully submitted,

Charles SHAMOON



Abraham HersHKovitz

Reg. No. 45,294

Dinh X. Nguyen

Reg. No. 54,923

Ed Garcia-Otero

Reg. No. 56,609

July 14, 2011  
HERSHKOVITZ & ASSOCIATES, LLC  
2845 DUKE STREET  
ALEXANDRIA, VA 22314

TEL: (703) 370-4800  
FAX: (703) 370-4809  
E-MAIL: patent@hershkovitz.net  
P2921569.A03; AH/DN/EG

Electronic Patent Application Fee Transmittal				
<b>Application Number:</b>		11686993		
<b>Filing Date:</b>		16-Mar-2007		
<b>Title of Invention:</b>		UBIQUITOUS CONNECTIVITY AND CONTROL SYSTEM FOR REMOTE LOCATIONS		
<b>First Named Inventor/Applicant Name:</b>		Charles G. SHAMOON		
<b>Filer:</b>		Abraham HersHKovitz/Daniel Gordon		
<b>Attorney Docket Number:</b>		8006-06-07		
Filed as Small Entity				
<b>Utility under 35 USC 111(a) Filing Fees</b>				
Description	Fee Code	Quantity	Amount	Sub-Total in USD(\$)
<b>Basic Filing:</b>				
<b>Pages:</b>				
<b>Claims:</b>				
<b>Miscellaneous-Filing:</b>				
<b>Petition:</b>				
<b>Patent-Appeals-and-Interference:</b>				
<b>Post-Allowance-and-Post-Issuance:</b>				
<b>Extension-of-Time:</b>				
Extension - 1 month with \$0 paid	2251	1	65	65



Description	Fee Code	Quantity	Amount	Sub-Total in USD(\$)
Miscellaneous:				
Total in USD (\$)				65

Electronic Acknowledgement Receipt	
<b>EFS ID:</b>	10517084
<b>Application Number:</b>	11686993
<b>International Application Number:</b>	
<b>Confirmation Number:</b>	7384
<b>Title of Invention:</b>	UBIQUITOUS CONNECTIVITY AND CONTROL SYSTEM FOR REMOTE LOCATIONS
<b>First Named Inventor/Applicant Name:</b>	Charles G. SHAMOON
<b>Customer Number:</b>	40401
<b>Filer:</b>	Abraham HersHKovitz/Ed Garcia-Otero
<b>Filer Authorized By:</b>	Abraham HersHKovitz
<b>Attorney Docket Number:</b>	8006-06-07
<b>Receipt Date:</b>	14-JUL-2011
<b>Filing Date:</b>	16-MAR-2007
<b>Time Stamp:</b>	11:39:08
<b>Application Type:</b>	Utility under 35 USC 111(a)

**Payment information:**

Submitted with Payment	yes
Payment Type	Credit Card
Payment was successfully received in RAM	\$65
RAM confirmation Number	10645
Deposit Account	
Authorized User	

**File Listing:**

Document Number	Document Description	File Name	File Size(Bytes)/ Message Digest	Multi Part /.zip	Pages (if appl.)
-----------------	----------------------	-----------	-------------------------------------	------------------	------------------

1		P2921569_A03_Amendment_and_EOT.pdf	599390 b5fbf814ded92f7e10dfd211c5b93e1c9a57088f	yes	14
	<b>Multipart Description/PDF files in .zip description</b>				
	<b>Document Description</b>		<b>Start</b>	<b>End</b>	
	Transmittal Letter		1	1	
	Extension of Time		2	2	
	Amendment After Final		3	14	
<b>Warnings:</b>					
<b>Information:</b>					
2	Fee Worksheet (SB06)	fee-info.pdf	30606 1465f95370562aa90e88b3d4e7184fe1fe44d7d9	no	2
<b>Warnings:</b>					
<b>Information:</b>					
<b>Total Files Size (in bytes):</b>			629996		
<p><b>This Acknowledgement Receipt evidences receipt on the noted date by the USPTO of the indicated documents, characterized by the applicant, and including page counts, where applicable. It serves as evidence of receipt similar to a Post Card, as described in MPEP 503.</b></p> <p><b><u>New Applications Under 35 U.S.C. 111</u></b>  If a new application is being filed and the application includes the necessary components for a filing date (see 37 CFR 1.53(b)-(d) and MPEP 506), a Filing Receipt (37 CFR 1.54) will be issued in due course and the date shown on this Acknowledgement Receipt will establish the filing date of the application.</p> <p><b><u>National Stage of an International Application under 35 U.S.C. 371</u></b>  If a timely submission to enter the national stage of an international application is compliant with the conditions of 35 U.S.C. 371 and other applicable requirements a Form PCT/DO/EO/903 indicating acceptance of the application as a national stage submission under 35 U.S.C. 371 will be issued in addition to the Filing Receipt, in due course.</p> <p><b><u>New International Application Filed with the USPTO as a Receiving Office</u></b>  If a new international application is being filed and the international application includes the necessary components for an international filing date (see PCT Article 11 and MPEP 1810), a Notification of the International Application Number and of the International Filing Date (Form PCT/RO/105) will be issued in due course, subject to prescriptions concerning national security, and the date shown on this Acknowledgement Receipt will establish the international filing date of the application.</p>					



# HERSHKOVITZ & ASSOCIATES, LLC

PATENT AGENCY

2845 DUKE STREET, ALEXANDRIA, VA 22314  
TEL. 703-370-4800 ~ FACSIMILE 703-370-4809  
patent@hershkovitz.net ~ www.hershkovitz.net

Applicant: Charles G. SHAMOON et al.

Group Art Unit: 2617

Appl. No.: 11/686,993

Examiner: Xiang ZHANG

Filed: March 16, 2007

Conf. No.: 7384

For: UBIQUITOUS CONNECTIVITY AND CONTROL SYSTEM FOR REMOTE LOCATIONS

Commissioner for Patents  
P.O. Box 1450  
Alexandria, Virginia 22313-1450

Dear Commissioner:

Transmitted herewith is an **AMENDMENT UNDER 37 CFR 1.116** and a **PETITION FOR EXTENSION OF TIME** in the above-captioned application.

The fee has been calculated as shown below:

Claims After Amendment	No. of Claims Previously Paid	Present Extra	Small Entity		Large Entity	
			Rate	Fee	Rate	Fee
Total Claims: <b>20</b>	<b>22</b>	<b>0</b>	x 26=	\$	x 52=	\$
Indep. Claims: <b>5</b>	<b>6</b>	<b>0</b>	x 110=	\$	x220=	\$
Extension Fee for 1 Month				<b>\$ 65</b>		\$
Total:				<b>\$ 65</b>	Total:	\$

☒ Fee Payment made through EFS.

☐ Payment is made herewith by Credit Card (see attached Form PTO-2038).

☒ The Director is hereby authorized to charge all fees under 37 CFR §§ 1.16 and 1.17 which may be required to maintain pendency of this application to Deposit Account No. 50-2929.

☐ The Director is hereby authorized to charge all fees under 37 CFR § 1.18 which may be required to complete issuance of this application to Deposit Account No. 50-2929.

Respectfully submitted,

Date: July 14, 2011

Abraham Hershkovitz, Reg. No. 45,294

Dinh Nguyen, Reg. No. 54,923

Ed Garcia-Otero, Reg. No. 56,609

P2921569.A03; AH/DN/EG/dg

**IN THE UNITED STATES PATENT AND TRADEMARK OFFICE**

Applicant: Charles G. SHAMOON et al. Confirmation No.: 7384  
Appl. No.: 11/686,993 Group Art Unit: 2617  
Filed: March 16, 2007 Examiner: ZHANG, Xiang  
For: UBIQUITOUS CONNECTIVITY AND CONTROL SYSTEM FOR REMOTE  
LOCATIONS


**PETITION FOR EXTENSION OF TIME**

Commissioner for Patents  
P.O. Box 1450  
Alexandria, VA 22313-1450

Dear Commissioner:

The Final Office Action mailed March 22, 2011, set a shortened statutory period for response expiring June 22, 2011. Applicant respectfully requests a one-month extension of the period, from June 22, 2011 to July 22, 2011, for filing a response. The requisite fee is submitted herewith, and the Office is authorized to charge any deficiency in fees necessary to preserve the pendency of this application to H&A Deposit Account No. 50-2929, referencing Docket No. P2921569.

Respectfully submitted,  
Charles SHAMOON



Abraham HersHKovitz  
Reg. No. 45,294  
Dinh X. Nguyen  
Reg. No. 54,923  
Ed Garcia-Otero  
Reg. No. 56,609

July 14, 2011  
HERSHKOVITZ & ASSOCIATES, LLC  
2845 DUKE STREET  
ALEXANDRIA, VA 22314  
TEL: (703) 370-4800  
FAX: (703) 370-4809  
E-MAIL: patent@hershkovitz.net  
P2921569.A04; AH/DN/EG

Under the Paperwork Reduction Act of 1995, no persons are required to respond to a collection of information unless it displays a valid OMB control number.

<b>PATENT APPLICATION FEE DETERMINATION RECORD</b> Substitute for Form PTO-875					Application or Docket Number <b>11/686,993</b>		Filing Date <b>03/16/2007</b>		<input type="checkbox"/> To be Mailed	
---	--	--	--	--	---	--	----------------------------------	--	---------------------------------------	--

APPLICATION AS FILED – PART I					OTHER THAN SMALL ENTITY				
(Column 1)		(Column 2)		SMALL ENTITY <input checked="" type="checkbox"/>		OR		SMALL ENTITY	
FOR	NUMBER FILED	NUMBER EXTRA	RATE (\$)	FEE (\$)	OR		RATE (\$)	FEE (\$)	
<input type="checkbox"/> BASIC FEE (37 CFR 1.16(a), (b), or (c))	N/A	N/A	N/A				N/A		
<input type="checkbox"/> SEARCH FEE (37 CFR 1.16(k), (l), or (m))	N/A	N/A	N/A				N/A		
<input type="checkbox"/> EXAMINATION FEE (37 CFR 1.16(o), (p), or (q))	N/A	N/A	N/A				N/A		
TOTAL CLAIMS (37 CFR 1.16(i))	minus 20 =	*	X \$	=	OR		X \$	=	
INDEPENDENT CLAIMS (37 CFR 1.16(h))	minus 3 =	*	X \$	=	OR		X \$	=	
<input type="checkbox"/> APPLICATION SIZE FEE (37 CFR 1.16(s)) If the specification and drawings exceed 100 sheets of paper, the application size fee due is \$250 (\$125 for small entity) for each additional 50 sheets or fraction thereof. See 35 U.S.C. 41(a)(1)(G) and 37 CFR 1.16(s).									
<input type="checkbox"/> MULTIPLE DEPENDENT CLAIM PRESENT (37 CFR 1.16(j))									
* If the difference in column 1 is less than zero, enter "0" in column 2.			TOTAL				TOTAL		

APPLICATION AS AMENDED – PART II					OTHER THAN SMALL ENTITY						
(Column 1)		(Column 2)		(Column 3)		SMALL ENTITY		OR		SMALL ENTITY	
AMENDMENT	<b>07/14/2011</b>	CLAIMS REMAINING AFTER AMENDMENT		HIGHEST NUMBER PREVIOUSLY PAID FOR	PRESENT EXTRA	RATE (\$)	ADDITIONAL FEE (\$)	OR		RATE (\$)	ADDITIONAL FEE (\$)
	Total (37 CFR 1.16(i))	* 20	Minus	** 22	= 0	X \$26 =	0	OR		X \$ =	
	Independent (37 CFR 1.16(h))	* 4	Minus	***4	= 0	X \$110 =	0	OR		X \$ =	
	<input type="checkbox"/> Application Size Fee (37 CFR 1.16(s))										
	<input type="checkbox"/> FIRST PRESENTATION OF MULTIPLE DEPENDENT CLAIM (37 CFR 1.16(j))										
					TOTAL ADD'L FEE	<b>0</b>	OR		TOTAL ADD'L FEE		

(Column 1)		(Column 2)		(Column 3)		SMALL ENTITY		OR		SMALL ENTITY	
AMENDMENT		CLAIMS REMAINING AFTER AMENDMENT		HIGHEST NUMBER PREVIOUSLY PAID FOR	PRESENT EXTRA	RATE (\$)	ADDITIONAL FEE (\$)	OR		RATE (\$)	ADDITIONAL FEE (\$)
	Total (37 CFR 1.16(i))	*	Minus	**	=	X \$ =		OR		X \$ =	
	Independent (37 CFR 1.16(h))	*	Minus	***	=	X \$ =		OR		X \$ =	
	<input type="checkbox"/> Application Size Fee (37 CFR 1.16(s))										
	<input type="checkbox"/> FIRST PRESENTATION OF MULTIPLE DEPENDENT CLAIM (37 CFR 1.16(j))										
					TOTAL ADD'L FEE		OR		TOTAL ADD'L FEE		

\* If the entry in column 1 is less than the entry in column 2, write "0" in column 3.  
 \*\* If the "Highest Number Previously Paid For" IN THIS SPACE is less than 20, enter "20".  
 \*\*\* If the "Highest Number Previously Paid For" IN THIS SPACE is less than 3, enter "3".  
 The "Highest Number Previously Paid For" (Total or Independent) is the highest number found in the appropriate box in column 1.

Legal Instrument Examiner:  
/MINNIE JACKSON/

This collection of information is required by 37 CFR 1.16. The information is required to obtain or retain a benefit by the public which is to file (and by the USPTO to process) an application. Confidentiality is governed by 35 U.S.C. 122 and 37 CFR 1.14. This collection is estimated to take 12 minutes to complete, including gathering, preparing, and submitting the completed application form to the USPTO. Time will vary depending upon the individual case. Any comments on the amount of time you require to complete this form and/or suggestions for reducing this burden, should be sent to the Chief Information Officer, U.S. Patent and Trademark Office, U.S. Department of Commerce, P.O. Box 1450, Alexandria, VA 22313-1450. DO NOT SEND FEES OR COMPLETED FORMS TO THIS ADDRESS. **SEND TO: Commissioner for Patents, P.O. Box 1450, Alexandria, VA 22313-1450.**

If you need assistance in completing the form, call 1-800-PTO-9199 and select option 2.



# UNITED STATES PATENT AND TRADEMARK OFFICE

UNITED STATES DEPARTMENT OF COMMERCE  
United States Patent and Trademark Office  
Address: COMMISSIONER FOR PATENTS  
P.O. Box 1450  
Alexandria, Virginia 22313-1450  
www.uspto.gov

APPLICATION NO.	FILING DATE	FIRST NAMED INVENTOR	ATTORNEY DOCKET NO.	CONFIRMATION NO.
11/686,993	03/16/2007	Charles G. SHAMOON	8006-06-07	7384
40401 7590 08/01/2011 HersHKovitz & Associates, LLC 2845 Duke Street Alexandria, VA 22314			EXAMINER ZHANG, XIANG	
			ART UNIT 2617	PAPER NUMBER
			NOTIFICATION DATE 08/01/2011	DELIVERY MODE ELECTRONIC

**Please find below and/or attached an Office communication concerning this application or proceeding.**

The time period for reply, if any, is set in the attached communication.

Notice of the Office communication was sent electronically on above-indicated "Notification Date" to the following e-mail address(es):

USPTO@hershkovitz.net  
patent@hershkovitz.net

<b>Advisory Action</b> <b>Before the Filing of an Appeal Brief</b>	<b>Application No.</b> 11/686,993	<b>Applicant(s)</b> SHAMOON ET AL.
	<b>Examiner</b> EDWARD ZHANG	<b>Art Unit</b> 2617

**--The MAILING DATE of this communication appears on the cover sheet with the correspondence address --**

THE REPLY FILED 14 July 2011 FAILS TO PLACE THIS APPLICATION IN CONDITION FOR ALLOWANCE.

1. ☒ The reply was filed after a final rejection, but prior to or on the same day as filing a Notice of Appeal. To avoid abandonment of this application, applicant must timely file one of the following replies: (1) an amendment, affidavit, or other evidence, which places the application in condition for allowance; (2) a Notice of Appeal (with appeal fee) in compliance with 37 CFR 41.31; or (3) a Request for Continued Examination (RCE) in compliance with 37 CFR 1.114. The reply must be filed within one of the following time periods:

a) ☒ The period for reply expires 2 months from the mailing date of the final rejection.

b) ☐ The period for reply expires on: (1) the mailing date of this Advisory Action, or (2) the date set forth in the final rejection, whichever is later. In no event, however, will the statutory period for reply expire later than SIX MONTHS from the mailing date of the final rejection.

Examiner Note: If box 1 is checked, check either box (a) or (b). ONLY CHECK BOX (b) WHEN THE FIRST REPLY WAS FILED WITHIN TWO MONTHS OF THE FINAL REJECTION. See MPEP 706.07(f).

Extensions of time may be obtained under 37 CFR 1.136(a). The date on which the petition under 37 CFR 1.136(a) and the appropriate extension fee have been filed is the date for purposes of determining the period of extension and the corresponding amount of the fee. The appropriate extension fee under 37 CFR 1.17(a) is calculated from: (1) the expiration date of the shortened statutory period for reply originally set in the final Office action; or (2) as set forth in (b) above, if checked. Any reply received by the Office later than three months after the mailing date of the final rejection, even if timely filed, may reduce any earned patent term adjustment. See 37 CFR 1.704(b).

**NOTICE OF APPEAL**

2. ☐ The Notice of Appeal was filed on \_\_\_\_\_. A brief in compliance with 37 CFR 41.37 must be filed within two months of the date of filing the Notice of Appeal (37 CFR 41.37(a)), or any extension thereof (37 CFR 41.37(e)), to avoid dismissal of the appeal. Since a Notice of Appeal has been filed, any reply must be filed within the time period set forth in 37 CFR 41.37(a).

**AMENDMENTS**

3. ☒ The proposed amendment(s) filed after a final rejection, but prior to the date of filing a brief, will not be entered because

(a) ☒ They raise new issues that would require further consideration and/or search (see NOTE below);

(b) ☐ They raise the issue of new matter (see NOTE below);

(c) ☐ They are not deemed to place the application in better form for appeal by materially reducing or simplifying the issues for appeal; and/or

(d) ☐ They present additional claims without canceling a corresponding number of finally rejected claims.

NOTE: \_\_\_\_\_. (See 37 CFR 1.116 and 41.33(a)).

4. ☐ The amendments are not in compliance with 37 CFR 1.121. See attached Notice of Non-Compliant Amendment (PTOL-324).

5. ☐ Applicant's reply has overcome the following rejection(s): \_\_\_\_\_.

6. ☐ Newly proposed or amended claim(s) \_\_\_\_\_ would be allowable if submitted in a separate, timely filed amendment canceling the non-allowable claim(s).

7. ☒ For purposes of appeal, the proposed amendment(s): a) ☒ will not be entered, or b) ☐ will be entered and an explanation of how the new or amended claims would be rejected is provided below or appended.

The status of the claim(s) is (or will be) as follows:

Claim(s) allowed: \_\_\_\_\_.

Claim(s) objected to: \_\_\_\_\_.

Claim(s) rejected: 1-7,9-19 and 21.

Claim(s) withdrawn from consideration: \_\_\_\_\_.

**AFFIDAVIT OR OTHER EVIDENCE**

8. ☐ The affidavit or other evidence filed after a final action, but before or on the date of filing a Notice of Appeal will not be entered because applicant failed to provide a showing of good and sufficient reasons why the affidavit or other evidence is necessary and was not earlier presented. See 37 CFR 1.116(e).

9. ☐ The affidavit or other evidence filed after the date of filing a Notice of Appeal, but prior to the date of filing a brief, will not be entered because the affidavit or other evidence failed to overcome all rejections under appeal and/or appellant fails to provide a showing a good and sufficient reasons why it is necessary and was not earlier presented. See 37 CFR 41.33(d)(1).

10. ☐ The affidavit or other evidence is entered. An explanation of the status of the claims after entry is below or attached.

**REQUEST FOR RECONSIDERATION/OTHER**

11. ☐ The request for reconsideration has been considered but does NOT place the application in condition for allowance because: \_\_\_\_\_.

12. ☐ Note the attached Information *Disclosure Statement(s)*. (PTO/SB/08) Paper No(s). \_\_\_\_\_

13. ☐ Other: \_\_\_\_\_.

/KAMRAN AFSHAR/ Supervisory Patent Examiner, Art Unit 2617	/Xiang Zhang/ Patent Examiner, AU 2617
---	---



The newly added limitation "wherein the base unit is configured to send a first SMS message, including a command for the environmental device, to the base unit through the wireless module, and wherein the remote unit is configured to send a second SMS message, including a command for the environmental device, to the base unit through the wireless module, and wherein the base unit is configured to receive the second SMS message, including the command, and to send the command to the environmental device to control the operation of the environmental device" changes the scope of the original claim and would require further search and consideration.

P2921569.A03

Appl. No. 11/686,993

**IN THE UNITED STATES PATENT AND TRADEMARK OFFICE**

Applicant: Charles G. SHAMOON et al. Confirmation No.: 7384  
Appl. No.: 11/686,993 Group Art Unit: 2617  
Filed: March 16, 2007 Examiner: ZHANG, Xiang  
For: UBIQUITOUS CONNECTIVITY AND CONTROL SYSTEM FOR REMOTE  
LOCATIONS

**AMENDMENT UNDER 37 CFR 1.116**

Commissioner for Patents  
P.O. Box 1450  
Alexandria, Virginia 22313-1450

Dear Sir:

Responsive to the final Office Action of March 22, 2011, reconsideration and withdrawal of the rejections made therein are respectfully requested, in view of the following amendments and remarks.

This Response is being timely filed since the Office Action sets a three-month shortened statutory period not expiring until June 22, 2011 and a Request for a one-month extension of time, to July 22, 2011, and the fee therewith accompany this paper. However, the Patent and Trademark Office is hereby authorized to charge any fees in connection herewith or any fees necessary to preserve the pendency of this application or credit any overpayment to deposit account No. 50-2929, making reference to Attorney Docket No. P2921569.

<b>Request for Continued Examination (RCE) Transmittal</b> Address to: Mail Stop RCE Commissioner for Patents P.O. Box 1450 Alexandria, VA 22313-1450	Application Number	<b>11/686,993</b>
	Filing Date	<b>March 16, 2007</b>
	First Named Inventor	<b>Charles G. SHAMOON</b>
	Art Unit	<b>2617</b>
	Examiner Name	<b>Xiang ZHANG</b>
	Attorney Docket Number	<b>P2921569</b>

**This is a Request for Continued Examination (RCE) under 37 CFR 1.114 of the above-identified application.** Request for Continued Examination (RCE) practice under 37 CFR 1.114 does not apply to any utility or plant application filed prior to June 8, 1995, or to any design application. See Instruction Sheet for RCEs (not to be submitted to the USPTO) on page 2.

**1. Submission required under 37 CFR 1.114** Note: If the RCE is proper, any previously filed unentered amendments and amendments enclosed with the RCE will be entered in the order in which they were filed unless applicant instructs otherwise. If applicant does not wish to have any previously filed unentered amendment(s) entered, applicant must request non-entry of such amendment(s).

- a. ☐ Previously submitted. If a final Office action is outstanding, any amendments filed after the final Office action may be considered as a submission even if this box is not checked.
- i. ☐ Consider the arguments in the Appeal Brief or Reply Brief previously filed on \_\_\_\_\_
- ii. ☐ Other \_\_\_\_\_
- b. ☒ Enclosed
- i. ☒ Amendment/Reply      iii. ☐ Information Disclosure Statement (IDS)
- ii. ☐ Affidavit(s)/ Declaration(s)      iv. ☐ Other \_\_\_\_\_

## 2. Miscellaneous

- a. ☐ Suspension of action on the above-identified application is requested under 37 CFR 1.103(c) for a period of \_\_\_\_\_ months. (Period of suspension shall not exceed 3 months; Fee under 37 CFR 1.17(f) required)
- b. ☐ Other \_\_\_\_\_


## 3. Fees

The RCE fee under 37 CFR 1.17(e) is required by 37 CFR 1.114 when the RCE is filed.

- a. ☒ The Director is hereby authorized to charge the following fees, any underpayment of fees, or credit any overpayments, to Deposit Account No. 50-2929. I have enclosed a duplicate copy of this sheet.
- i. ☒ RCE fee required under 37 CFR 1.17(e)
- ii. ☐ Extension of time fee (37 CFR 1.136 and 1.17)
- iii. ☐ Other \_\_\_\_\_
- b. ☐ Check in the amount of \$ \_\_\_\_\_ enclosed
- c. ☒ Payment by credit card (via EFS)

**WARNING: Information on this form may become public. Credit card information should not be included on this form. Provide credit card information and authorization on PTO-2038.**

## SIGNATURE OF APPLICANT, ATTORNEY, OR AGENT REQUIRED

Signature		Date	<b>August 4, 2011</b>
Name (Print/Type)	ABRAHAM HERSHKOVITZ	Registration No.	45,294

## CERTIFICATE OF MAILING OR TRANSMISSION

I hereby certify that this correspondence is being deposited with the United States Postal Service with sufficient postage as first class mail in an envelope addressed to: Mail Stop RCE, Commissioner for Patents, P. O. Box 1450, Alexandria, VA 22313-1450 or facsimile transmitted to the U.S. Patent and Trademark Office on the date shown below to fax number 571-273-8300.

Signature		Date	
-----------	--	------	--

P2921569.A05; AH/EG/dg

**IN THE UNITED STATES PATENT AND TRADEMARK OFFICE**

Applicant: Charles G. SHAMOON et al. Confirmation No.: 7384

Appl. No.: 11/686,993 Group Art Unit: 2617

Filed: March 16, 2007 Examiner: ZHANG, Xiang

For: UBIQUITOUS CONNECTIVITY AND CONTROL SYSTEM FOR REMOTE  
LOCATIONS

**REQUEST FOR CONTINUED EXAMINATION (RCE) UNDER 37 CFR 1.114**

Commissioner for Patents  
P.O. Box 1450  
Alexandria, Virginia 22313-1450

Dear Sir:

Responsive to the Advisory Action mailed August 1, 2011, reconsideration and withdrawal of the rejections made therein are respectfully requested, in view of the following amendments and remarks.

This Response is being timely filed since the Office Action sets a two month period of reply ending October 1, 2011. Regarding claim fees, this Request for Continued Examination (RCE) contains only one additional independent claim relative to the claims submitted (and paid for) in the Response filed July 14, 2011. Thus, the fee for one independent claim is submitted with this Response. However, the Patent and Trademark Office is hereby authorized to charge any fees in connection herewith or any fees necessary to preserve the pendency of this application or credit any overpayment to deposit account No. 50-2929, making reference to Attorney Docket No. P2921569.

AMENDMENTS TO THE CLAIMS

*Claims 1-7, 9-19, and 21-24 are pending. Claim 8 is currently canceled, and claim 20 was previously canceled. Claims 23 and 24 are newly added. Please amend claims 1-7, 9-16, 18, 19, 21, and 22 as follows (all pending claims and their status identifiers are reproduced below).*

1. (Currently Amended) A wireless system comprising:  
an environmental device;  
a base unit operatively interfaced with the environmental device and configured to control an operation of the environmental device;  
a remote unit having wireless connectivity and being configured to send and receive short message service (SMS) messages; and  
a wireless module operatively interfaced with the base unit and configured to provide wireless connectivity between the base unit and the remote unit,  
wherein the base unit is configured to send a first SMS message, including current environmental information, to the remote unit through the wireless module,  
wherein the remote unit is configured to send a second SMS message, including a command for the environmental device, to the base unit through the wireless module, and  
wherein the base unit is configured to receive the second SMS message, including the command, and to send the command to the environmental device to control the operation of the environmental device.

~~A ubiquitous connectivity and communications system for controlling operation of an environmental condition in a structure, comprising:~~  
~~a device for controlling the environmental condition in the structure;~~  
~~a base unit in said structure and operatively interfaced with said device to control the operation thereof;~~  
~~a remote device adapted to send and receive short message service (SMS) messages;~~  
~~wireless connectivity means providing an on-demand, private and direct communications interface from said remote device and enabling instant wireless connectivity with said base unit;~~

~~means for providing an indication of current status of said device to said base unit;~~  
~~means for transmitting said indication of current status through said connectivity means~~  
~~from the base unit to said remote device as a first SMS message;~~  
~~display means at said remote device for indicating said current status of said device;~~  
~~input means at said remote device for prescribing an indication of revised status for said~~  
~~device as a second SMS message, wherein the second SMS message includes information~~  
~~associated with the remote device;~~  
~~means for transmitting said second SMS message including information associated with~~  
~~the remote device and the indication of revised status through said connectivity means to said~~  
~~base unit, wherein the base unit is adapted to authenticate the second SMS message using the~~  
~~information associated with the remote device;~~  
~~means operatively associated with said base unit and operatively connected with said~~  
~~device for effecting said revised status for said device.~~

2. (Currently Amended) The system as recited in claim 1 wherein said environmental device ~~for controlling the environmental condition~~ includes electronic and electromechanical switching means portions interfaced with said environmental device ~~for controlling the environmental condition~~.
3. (Currently Amended) The system as recited in claim 1 wherein said base unit is a microcontroller-based processing unit having customizable application specific software.
4. (Currently Amended) The system as recited in claim 1 wherein said remote unit device is a cellular telephone handset with custom programmability ~~means~~.
5. (Currently Amended) The system as recited in claim 4 wherein said custom programmability ~~means~~ is a JAVA programming kernel.
6. (Currently Amended) The system as recited in claim 4 wherein said custom programmability ~~means~~ is a J2ME programming kernel.
7. (Currently Amended) The system as recited in claim 1 wherein said wireless connectivity ~~means~~ includes a transmitting and receiving module in said base unit and a transmitting and

receiving unit in said remote ~~unit device~~ operatively communicating with each other over a cellular telephone network.

8. (Canceled)

9. (Currently Amended) The system as recited in claim 1 wherein ~~said display means is the~~ remote unit includes a liquid crystal display module.

10. (Currently Amended) The system as recited in claim 9 wherein said liquid crystal module includes selectable graphic icons corresponding to current environmental information ~~environmental conditions~~ being monitored or controlled.

11. (Currently Amended) The system as recited in ~~claim 8~~ claim 1, wherein the remote unit is configured to selectively disable including means operative between said remote devices using said SMS for selectively disabling transmission of SMS messages from the base unit. ~~thereto.~~

12. (Currently Amended) A wireless system comprising:  
an environmental device configured to send environmental information, and adapted to  
receive a command to control an operation of the environmental device;  
a remote unit having wireless connectivity and being configured to:  
receive a first short message service (SMS) message, wherein the first SMS  
message includes the environmental information;  
notify a user of said remote unit of receipt of the first SMS message; and  
send a second SMS message, wherein the second SMS message includes the  
command; and  
a wireless base unit configured to:  
receive the environmental information from the environmental device;  
transmit the first SMS message to the remote unit;  
receive the second SMS message from the remote unit; and  
send the command to the environmental device.

~~A ubiquitous connectivity and communications system for controlling operation of an environmental condition associated with a structure, comprising:~~

~~a device adapted to control the environmental condition associated with the structure;~~  
~~send an indication of current status and receive an indication of revised status;~~  
~~a wireless remote device adapted to:~~  
~~receive a first short message service (SMS) message via a wireless connection~~  
~~including the indication of the current status of the device;~~  
~~notify an authorized user of said remote device of receipt of an indication of current~~  
~~status; and~~  
~~send a second SMS message via the wireless connection including the indication of~~  
~~revised status and information associated with the wireless remote device; and~~  
~~a wireless base unit associated with the structure adapted to:~~  
~~receive the indication of current status from the device;~~  
~~transmit the indication of current status via a wireless connection to the wireless~~  
~~remote device as the first SMS message;~~  
~~receive the indication of revised status including the information associated with the~~  
~~wireless remote device via the wireless connection from the wireless remote device as~~  
~~the second SMS message;~~  
~~authenticate the second SMS message using the information associated with the~~  
~~wireless remote device; and~~  
~~send the indication of revised status to the device to control operation of the device.~~

13. (Currently Amended) The system of claim 12 wherein the wireless connectivity ~~connection~~ further comprises a first wireless connection interfacing with the ~~wireless~~ base unit, a second wireless connection interfacing with the remote unit, ~~wireless remote device~~, and a non-wireless connection interfacing between the first wireless connection and the second wireless connection.

14. (Currently Amended) The system of claim 12 wherein the environmental device includes electronic and electromechanical switching portions ~~means interfaced with the device~~ for controlling the environmental information, ~~condition~~.



15. (Currently Amended) The system of claim 12 wherein the ~~wireless~~ base unit further comprises a microcontroller-based processing unit having customizable application specific software.
16. (Currently Amended) The system of claim 12 wherein the ~~wireless remote device~~ remote unit further comprises a cellular telephone handset.
17. (Original) The system of claim 16 wherein the cellular telephone handset includes at least one of a customizable JAVA programming kernel and a customizable J2ME programming kernel.
18. (Currently Amended) The system of claim 12 ~~wherein the wireless connection~~ further ~~comprises~~ comprising a cellular telephone network.
19. (Currently Amended) A base unit configured to communicate with an environmental device and to communicate with a remote unit having wireless connectivity, the base unit comprising:
- a communication interface configured to receive environmental information from the environmental device and to send a command to the environmental device;
  - a wireless module configured to send a first message to the remote unit and to receive a second message from the remote unit, wherein the first message is a first short message service (SMS) message including the environmental information, and wherein the second message is a second short message service (SMS) message including the command to the environmental device; and
  - a microcontroller configured to process the second message including the command, and to send the command through the communication interface to the environmental device.
- ~~A ubiquitous connectively and communications system for controlling operation of an environmental condition in a structure, comprising:~~
- ~~a base unit in said structure and operatively interfaced with an environmental device for controlling an environmental condition in a structure;~~
  - ~~said base unit comprising a transmitter and receiver unit for sending to and receiving from a remote device messages using short message service (SMS) and/or data bearer~~

~~service over a cellular network using~~  
~~wireless connectivity means providing an on-demand, private and direct communications~~  
~~interface from said remote device with said service and enabling instant wireless~~  
~~connectivity with said base unit and transmitting an indication of current status using said~~  
~~service as a first message for display at said remote device for indicating said current~~  
~~status of said environmental device based on said first message, said receiver unit~~  
~~receiving from said remote device~~  
~~a second message indicating a of revised status for said environmental device, wherein~~  
~~said second message includes information associated with said remote device;~~  
~~said second message being received at said base unit using said service, and including~~  
~~information associated with the remote device, and including said indication of revised~~  
~~status, wherein said base unit is adapted to authenticate said second message using said~~  
~~information associated with said remote device; and~~  
~~means operatively associated with said base unit and operatively connected with said~~  
~~environmental device for effecting said revised status for said environmental device.~~

Claim 20. (Canceled)

21. (Currently Amended) A communication system having wireless connectivity, the communication system comprising:

a base unit operatively interfaced with an environmental device, and configured to receive a current status of an environmental device;

a transmitter associated with said base unit, and configured to send a first message to a remote unit having wireless connectivity, wherein the first message is a wireless message including the current status of the environmental device;

a receiver associated with said base unit, and configured to receive a second message from the remote unit, wherein the second message is a wireless message including a command for the environmental device; and

a controller operatively associated with the base unit and operatively connected with the environmental device, and configured to send the command to the environmental device.

~~A ubiquitous connectivity and communications system for controlling operation of an environmental condition in a structure, comprising:~~

~~a base unit in a structure and operatively interfaced with an environmental device for controlling an environmental condition in said structure;~~

~~a transmitter associated with said base unit for sending over a cellular network to a remote device an authenticated first message via a wireless connection, wherein said first message provides an indication of the current status of said environmental device for display on said remote device;~~

~~a receiver associated with said base unit for receiving an indication of a revised status for said environmental device from said remote device as a on-demand, authenticated second message via said wireless connection, wherein said second message includes information associated with said remote device and wherein said base unit is adapted to authenticate said second message using said information associated with said remote device; and~~

~~a controller operatively associated with said base unit and operatively connected with said environmental device for effecting said revised status therefor, wherein said transmitter thereafter sends a third message via said wireless connection indicating said revised status has been established.~~

22. (Currently Amended) A wireless system comprising:

a base unit operatively interfaced with an environmental device for controlling an environmental condition in a structure;

a receiver associated with said base unit, and adapted for receiving a first wireless message from a remote unit having wireless connectivity, wherein the first wireless message includes a command for the environmental device;

a controller operatively associated with said base unit, and operatively connected with the environmental device for executing the command; and

a transmitter operatively associated with the controller for sending a second wireless message to the remote unit, wherein the second wireless message includes information indicating that the command has been executed.

~~A ubiquitous connectivity and communications system for controlling operation of an environmental condition in a structure, comprising:~~

~~a base unit in a structure and operatively interfaced with an environmental device for controlling an environmental condition in said structure;~~

~~a receiver associated with said base unit for receiving over a cellular network from a remote device an authenticated first message via a wireless connection for effecting a revised status for said environmental device and wherein said first message includes information associated with said remote device and wherein said base unit is adapted to authenticate said first message using said information associated with said remote device;~~

~~a controller operatively associated with said base unit and operatively connected with said environmental device for effecting said revised status therefor; and~~

~~a transmitter operatively associated with said controller for sending said indication of said revised status for said environmental device to said remote device as an on-demand, authenticated second message via said wireless connection.~~

23. (New) A base unit configured to communicate with an environmental device and to communicate with a remote unit having wireless connectivity, the base unit comprising:

a communication interface configured to receive environmental information from the environmental device and to send a command to the environmental device;

a wireless module configured to send a first message to the remote unit and to receive a second message from the remote unit, wherein the first message includes the environmental information and travels via short message and/or data bearer services, and wherein the second message includes the command to the environmental device and travels via short message and/or data bearer services; and

a microcontroller configured to process the second message including the command, and to send the command through the communication interface to the environmental device.

24. (New) A base unit configured to communicate with an environmental device and to communicate with a remote unit having wireless connectivity, the base unit comprising:

a controller configured to communicate with the environmental device; and

a wireless module configured to:

- receive a control message from the remote unit via short message and/or data bearer services, said control message comprising control information for controlling the environmental device;
- create a control command for the environmental device based on the control information;
- send the control command to the environmental device via the controller; and
- send a status message indicating execution of said control information to the remote device.

### REMARKS

Claims 1-7, 9-19, and 21-24 are pending in this application. Applicant respectfully submits that all of the pending claims are in condition for prompt allowance.

### STATEMENT OF SUBSTANCE OF INTERVIEW

On July 5, 2011, a personal interview was held including: Examiner Xiang Zhang, Supervisory Patent Examiner Kamran Afshan, Applicant's representative Ed Garcia-Otero, Inventor Charles Shamoon by telephone, and Applicant's technical expert Wade Baker by telephone. Applicant appreciates the courtesies and helpful suggestions provided by the Supervisor and the Examiner.

Specifically, the claims were discussed in detail. The Supervisor and the Examiner agreed that if the claims were clarified by amendment, then claims having features distinguishable over the cited art would be patentable. For example, sending a command from the remote unit to the base unit via an SMS message is not disclosed by the cited art.

Applicant has clarified the claims by amendment. Thus, Applicant respectfully submits that this Amendment places the present application in condition for allowance, and entry of the Amendment and allowance of the claims are respectfully requested.

### CLAIM REJECTIONS

#### I. Claim Rejections - 35 U.S.C. § 103(a) Shamoon'897, Heinonen, and Donner

Claims 1-19 are rejected under 35 USC § 103(a) as allegedly being unpatentable over Shamoon'897 (US PGPub 2003/0034897 A1) in view of Heinonen (US Pat 7031663 B2) and further in view of Donner (US PGPub 2005/0079880 A1). Applicant respectfully disagrees.

As suggested during the recent personal interview, Applicant has clarified the claims by amendment to more clearly claim the allowable subject matter. Specifically, claims 1-7, 9-16, 18, and 19 have been amended, and claims 8 and 20 have been canceled.

Thus, Applicant respectfully submits that claims 1-7 and 9-19 are in condition for allowance, and the above rejection should be withdrawn.

II. Claim Rejections - 35 U.S.C. § 103(a) Yamamoto and Yarkoski

Claims 21 and 22 are rejected under 35 USC § 103(a) as allegedly being unpatentable over Yamamoto (US Pat 6970539 B2) in view of Yarkoski (US Pat 6959196 B1). Applicant respectfully disagrees.

As suggested by the Examiners during the recent personal interview, Applicant has clarified the claims by amendment to more clearly claim the allowable subject matter. Specifically, claims 21 and 22 have been amended to more clearly claim the allowable subject matter.

Thus, Applicant respectfully submits that claims 21 and 22 are in condition for allowance, and the above rejection should be withdrawn.

III. New Claims 23 and 24

New claims 23 and 24 are patentable over the cited art for reasons similar to those discussed above, as well as on their own merits.

Thus, Applicant respectfully submits that new claims 23 and 24 are in condition for allowance.


CONCLUSION

Accordingly, reconsideration of the outstanding Office Action and allowance of the present application and all the claims therein are respectfully requested and now believed to be appropriate.

It is believed that all of the pending issues have been addressed. However, the absence of a reply to a specific rejection, issue or comment does not signify agreement with or concession of that rejection, issue or comment. In addition, because the arguments made above may not be exhaustive, there may be reasons for patentability of any or all pending claims (or other claims) that have not been expressed. Finally, nothing in this reply should be construed as an intent to concede any issue with regard to any claim, except as specifically stated in this reply, and the amendment of any claim does not necessarily signify concession of unpatentability of the claim prior to its amendment.

Should the Examiner have any questions or comments regarding this matter, the undersigned may be contacted at the below-listed telephone number.

Respectfully submitted,  
Charles SHAMOON



Abraham HersHKovitz  
Reg. No. 45,294

Dinh X. Nguyen  
Reg. No. 54,923

Ed Garcia-Otero  
Reg. No. 56,609

August 3, 2011  
HERSHKOVITZ & ASSOCIATES, LLC  
2845 DUKE STREET  
ALEXANDRIA, VA 22314

TEL: (703) 370-4800  
FAX: (703) 370-4809  
E-MAIL: [patent@hershkovitz.net](mailto:patent@hershkovitz.net)  
P2921569.A04; AH/DN/EG



Electronic Patent Application Fee Transmittal				
<b>Application Number:</b>		11686993		
<b>Filing Date:</b>		16-Mar-2007		
<b>Title of Invention:</b>		UBIQUITOUS CONNECTIVITY AND CONTROL SYSTEM FOR REMOTE LOCATIONS		
<b>First Named Inventor/Applicant Name:</b>		Charles G. SHAMOON		
<b>Filer:</b>		Abraham HersHKovitz		
<b>Attorney Docket Number:</b>		8006-06-07		
Filed as Small Entity				
<b>Utility under 35 USC 111(a) Filing Fees</b>				
Description	Fee Code	Quantity	Amount	Sub-Total in USD(\$)
<b>Basic Filing:</b>				
<b>Pages:</b>				
<b>Claims:</b>				
<b>Miscellaneous-Filing:</b>				
<b>Petition:</b>				
<b>Patent-Appeals-and-Interference:</b>				
<b>Post-Allowance-and-Post-Issuance:</b>				
<b>Extension-of-Time:</b>				
Extension - 2 months with \$0 paid	2252	1	245	245

Description	Fee Code	Quantity	Amount	Sub-Total in USD(\$)
<b>Miscellaneous:</b>				
Request for continued examination	2801	1	405	405
<b>Total in USD (\$)</b>				<b>650</b>

Electronic Acknowledgement Receipt	
<b>EFS ID:</b>	10682146
<b>Application Number:</b>	11686993
<b>International Application Number:</b>	
<b>Confirmation Number:</b>	7384
<b>Title of Invention:</b>	UBIQUITOUS CONNECTIVITY AND CONTROL SYSTEM FOR REMOTE LOCATIONS
<b>First Named Inventor/Applicant Name:</b>	Charles G. SHAMOON
<b>Customer Number:</b>	40401
<b>Filer:</b>	Abraham HersHKovitz
<b>Filer Authorized By:</b>	
<b>Attorney Docket Number:</b>	8006-06-07
<b>Receipt Date:</b>	07-AUG-2011
<b>Filing Date:</b>	16-MAR-2007
<b>Time Stamp:</b>	17:09:40
<b>Application Type:</b>	Utility under 35 USC 111(a)

### Payment information:

Submitted with Payment	yes
Payment Type	Credit Card
Payment was successfully received in RAM	\$650
RAM confirmation Number	6185
Deposit Account	
Authorized User	

### File Listing:

Document Number	Document Description	File Name	File Size(Bytes)/ Message Digest	Multi Part /.zip	Pages (if appl.)
-----------------	----------------------	-----------	-------------------------------------	------------------	------------------

1		P2921569_RCE.pdf	142219 c432132b89cc85f2f7b296e80922bba31f2d4319	yes	3
<b>Multipart Description/PDF files in .zip description</b>					
	<b>Document Description</b>	<b>Start</b>	<b>End</b>		
	Transmittal Letter	1	1		
	Miscellaneous Incoming Letter	2	2		
	Request for Continued Examination (RCE)	3	3		
<b>Warnings:</b>					
<b>Information:</b>					
2	Amendment Submitted/Entered with Filing of CPA/RCE	P2921569_RCE_Response.pdf	566804 d1273ea81af639714b3a7b4099f77f8d10aa4df3	no	13
<b>Warnings:</b>					
<b>Information:</b>					
3	Fee Worksheet (SB06)	fee-info.pdf	32631 6ca23774166aaa05216c494dfb93bd5a751706fb	no	2
<b>Warnings:</b>					
<b>Information:</b>					
<b>Total Files Size (in bytes):</b>			741654		
<p>This Acknowledgement Receipt evidences receipt on the noted date by the USPTO of the indicated documents, characterized by the applicant, and including page counts, where applicable. It serves as evidence of receipt similar to a Post Card, as described in MPEP 503.</p> <p><b><u>New Applications Under 35 U.S.C. 111</u></b>  If a new application is being filed and the application includes the necessary components for a filing date (see 37 CFR 1.53(b)-(d) and MPEP 506), a Filing Receipt (37 CFR 1.54) will be issued in due course and the date shown on this Acknowledgement Receipt will establish the filing date of the application.</p> <p><b><u>National Stage of an International Application under 35 U.S.C. 371</u></b>  If a timely submission to enter the national stage of an international application is compliant with the conditions of 35 U.S.C. 371 and other applicable requirements a Form PCT/DO/EO/903 indicating acceptance of the application as a national stage submission under 35 U.S.C. 371 will be issued in addition to the Filing Receipt, in due course.</p> <p><b><u>New International Application Filed with the USPTO as a Receiving Office</u></b>  If a new international application is being filed and the international application includes the necessary components for an international filing date (see PCT Article 11 and MPEP 1810), a Notification of the International Application Number and of the International Filing Date (Form PCT/RO/105) will be issued in due course, subject to prescriptions concerning national security, and the date shown on this Acknowledgement Receipt will establish the international filing date of the application.</p>					



# HERSHKOVITZ & ASSOCIATES, LLC

PATENT AGENCY

2845 DUKE STREET, ALEXANDRIA, VA 22314

TEL. 703-370-4800 ~ FACSIMILE 703-370-4809

patent@hershkovitz.net ~ www.hershkovitz.net

Applicant: Charles G. SHAMOON et al.

Group Art Unit: 2617

Appl. No.: 11/686,993

Examiner: Xiang ZHANG

Filed: March 16, 2007

Conf. No.: 7384

For: UBIQUITOUS CONNECTIVITY AND CONTROL SYSTEM FOR REMOTE LOCATIONS

Commissioner for Patents

P.O. Box 1450

Alexandria, Virginia 22313-1450

Dear Commissioner:

Transmitted herewith are a **REQUEST FOR CONTINUED EXAMINATION**, an **RCE TRANSMITTAL FORM PTO/SB/30** and a **PETITION FOR EXTENSION OF TIME** in connection with the above-captioned matter.

The fee has been calculated as shown below:

Claims After Amendment	No. of Claims Previously Paid	Present Extra	Small Entity		Large Entity	
			Rate	Fee	Rate	Fee
*Total Claims:			x 26=	\$	x 52=	\$
**Indep. Claims:			x 110=	\$	x220=	\$
RCE				\$ 405		\$
2-Month Extension of Time				\$ 245		\$
Total:				<b>\$ 650</b>	Total:	\$

☒ Fee Payment made through EFS.

☐ Payment is made herewith by Credit Card (see attached Form PTO-2038).

☒ The Director is hereby authorized to charge all fees under 37 CFR §§ 1.16 and 1.17 which may be required to maintain pendency of this application to Deposit Account No. 50-2929.

☐ The Director is hereby authorized to charge all fees under 37 CFR § 1.18 which may be required to complete issuance of this application to Deposit Account No. 50-2929.

Respectfully submitted,

Date: August 4, 2011

Abraham HersHKovitz Reg. No. 45,294

Ed Garcia-Otero Reg. No. 56,609

P2921569.A05; AH/ EG/dg

IN THE UNITED STATES PATENT AND TRADEMARK OFFICE

Applicant: Charles G. SHAMOON et al.

Conf. No.: 7384

Appl. No.: 11/686,993

Group Art Unit: 2617

Filed: March 16, 2007

Examiner: Xiang ZHANG

For: UBIQUITOUS CONNECTIVITY AND CONTROL SYSTEM FOR REMOTE LOCATIONS

**PETITION FOR EXTENSION OF TIME**

August 4, 2011

Commissioner for Patents  
PO Box 1450  
Alexandria, VA 22313-1450


Dear Commissioner:

The Office Action mailed March 22, 2011 set a shortened statutory period for response expiring June 22, 2011. Applicant respectfully requests extension of the period to August 22, 2011 and encloses the fee therefor.

The Office is authorized to charge any deficiency in fees necessary to preserve the pendency of this application to Deposit Account No. 50-2929, making reference to Docket No. P2921569.

Respectfully submitted,

Charles SHAMOON et al.



Abraham HersHKovitz

Reg. No. 45,294

Ed Garcia-Otero

Reg. No. 56,609

Date: August 4, 2011  
HERSHKOVITZ & ASSOCIATES, LLC  
2845 DUKE STREET  
ALEXANDRIA, VA 22314  
703-370-4800 (telephone)  
703-370-4809 (facsimile)  
patent@hershkovitz.net

Under the Paperwork Reduction Act of 1995, no persons are required to respond to a collection of information unless it displays a valid OMB control number.

<b>PATENT APPLICATION FEE DETERMINATION RECORD</b> Substitute for Form PTO-875					Application or Docket Number <b>11/686,993</b>		Filing Date <b>03/16/2007</b>		<input type="checkbox"/> To be Mailed					
<b>APPLICATION AS FILED – PART I</b>														
(Column 1)			(Column 2)			SMALL ENTITY <input checked="" type="checkbox"/>		OR		OTHER THAN SMALL ENTITY				
FOR		NUMBER FILED		NUMBER EXTRA		RATE (\$)		FEE (\$)		RATE (\$)		FEE (\$)		
<input type="checkbox"/> BASIC FEE (37 CFR 1.16(a), (b), or (c))		N/A		N/A		N/A				N/A				
<input type="checkbox"/> SEARCH FEE (37 CFR 1.16(k), (l), or (m))		N/A		N/A		N/A				N/A				
<input type="checkbox"/> EXAMINATION FEE (37 CFR 1.16(o), (p), or (q))		N/A		N/A		N/A				N/A				
TOTAL CLAIMS (37 CFR 1.16(i))		minus 20 =		*		X \$ =				X \$ =				
INDEPENDENT CLAIMS (37 CFR 1.16(h))		minus 3 =		*		X \$ =				X \$ =				
<input type="checkbox"/> APPLICATION SIZE FEE (37 CFR 1.16(s))		If the specification and drawings exceed 100 sheets of paper, the application size fee due is \$250 (\$125 for small entity) for each additional 50 sheets or fraction thereof. See 35 U.S.C. 41(a)(1)(G) and 37 CFR 1.16(s).												
<input type="checkbox"/> MULTIPLE DEPENDENT CLAIM PRESENT (37 CFR 1.16(j))														
* If the difference in column 1 is less than zero, enter "0" in column 2.						TOTAL				TOTAL				
<b>APPLICATION AS AMENDED – PART II</b>														
(Column 1)			(Column 2)			(Column 3)			SMALL ENTITY		OR		OTHER THAN SMALL ENTITY	
<b>AMENDMENT</b>	CLAIMS REMAINING AFTER AMENDMENT		HIGHEST NUMBER PREVIOUSLY PAID FOR		PRESENT EXTRA		RATE (\$)		ADDITIONAL FEE (\$)		RATE (\$)		ADDITIONAL FEE (\$)	
	Total (37 CFR 1.16(i))		*		Minus **		=		X \$ =		OR		X \$ =	
	Independent (37 CFR 1.16(h))		*		Minus ***		=		X \$ =		OR		X \$ =	
	<input type="checkbox"/> Application Size Fee (37 CFR 1.16(s))										OR			
	<input type="checkbox"/> FIRST PRESENTATION OF MULTIPLE DEPENDENT CLAIM (37 CFR 1.16(j))										OR			
	TOTAL ADD'L FEE						OR		TOTAL ADD'L FEE					
(Column 1)			(Column 2)			(Column 3)			SMALL ENTITY		OR		OTHER THAN SMALL ENTITY	
<b>AMENDMENT</b>	CLAIMS REMAINING AFTER AMENDMENT		HIGHEST NUMBER PREVIOUSLY PAID FOR		PRESENT EXTRA		RATE (\$)		ADDITIONAL FEE (\$)		RATE (\$)		ADDITIONAL FEE (\$)	
	Total (37 CFR 1.16(i))		* 22		Minus ** 22		= 0		X \$26 = 0		OR		X \$ =	
	Independent (37 CFR 1.16(h))		* 7		Minus *** 4		= 3		X \$110 = 330		OR		X \$ =	
	<input type="checkbox"/> Application Size Fee (37 CFR 1.16(s))										OR			
	<input type="checkbox"/> FIRST PRESENTATION OF MULTIPLE DEPENDENT CLAIM (37 CFR 1.16(j))										OR			
	TOTAL ADD'L FEE						OR		TOTAL ADD'L FEE					
<b>330</b>						OR								
* If the entry in column 1 is less than the entry in column 2, write "0" in column 3. ** If the "Highest Number Previously Paid For" IN THIS SPACE is less than 20, enter "20". *** If the "Highest Number Previously Paid For" IN THIS SPACE is less than 3, enter "3". The "Highest Number Previously Paid For" (Total or Independent) is the highest number found in the appropriate box in column 1.														

Legal Instrument Examiner:  
/THERESA LINDSAY/

This collection of information is required by 37 CFR 1.16. The information is required to obtain or retain a benefit by the public which is to file (and by the USPTO to process) an application. Confidentiality is governed by 35 U.S.C. 122 and 37 CFR 1.14. This collection is estimated to take 12 minutes to complete, including gathering, preparing, and submitting the completed application form to the USPTO. Time will vary depending upon the individual case. Any comments on the amount of time you require to complete this form and/or suggestions for reducing this burden, should be sent to the Chief Information Officer, U.S. Patent and Trademark Office, U.S. Department of Commerce, P.O. Box 1450, Alexandria, VA 22313-1450. DO NOT SEND FEES OR COMPLETED FORMS TO THIS ADDRESS. **SEND TO: Commissioner for Patents, P.O. Box 1450, Alexandria, VA 22313-1450.**

If you need assistance in completing the form, call 1-800-PTO-9199 and select option 2.



UNITED STATES PATENT AND TRADEMARK OFFICE

UNITED STATES DEPARTMENT OF COMMERCE  
United States Patent and Trademark Office  
Address: COMMISSIONER FOR PATENTS  
P.O. Box 1450  
Alexandria, Virginia 22313-1450  
www.uspto.gov

NOTICE OF ALLOWANCE AND FEE(S) DUE

40401 7590 09/26/2011  
HersHKovitz & Associates, LLC  
2845 Duke Street  
Alexandria, VA 22314

EXAMINER	
ZHANG, XIANG	
ART UNIT	PAPER NUMBER
2617	

DATE MAILED: 09/26/2011

APPLICATION NO.	FILING DATE	FIRST NAMED INVENTOR	ATTORNEY DOCKET NO.	CONFIRMATION NO.
11/686,993	03/16/2007	Charles G. SHAMOON	P2921569	7384

TITLE OF INVENTION: UBIQUITOUS CONNECTIVITY AND CONTROL SYSTEM FOR REMOTE LOCATIONS

APPLN. TYPE	SMALL ENTITY	ISSUE FEE DUE	PUBLICATION FEE DUE	PREV. PAID ISSUE FEE	TOTAL FEE(S) DUE	DATE DUE
nonprovisional	YES	\$755	\$300	\$0	\$1055	12/27/2011

THE APPLICATION IDENTIFIED ABOVE HAS BEEN EXAMINED AND IS ALLOWED FOR ISSUANCE AS A PATENT. PROSECUTION ON THE MERITS IS CLOSED. THIS NOTICE OF ALLOWANCE IS NOT A GRANT OF PATENT RIGHTS. THIS APPLICATION IS SUBJECT TO WITHDRAWAL FROM ISSUE AT THE INITIATIVE OF THE OFFICE OR UPON PETITION BY THE APPLICANT. SEE 37 CFR 1.313 AND MPEP 1308.

THE ISSUE FEE AND PUBLICATION FEE (IF REQUIRED) MUST BE PAID WITHIN THREE MONTHS FROM THE MAILING DATE OF THIS NOTICE OR THIS APPLICATION SHALL BE REGARDED AS ABANDONED. THIS STATUTORY PERIOD CANNOT BE EXTENDED. SEE 35 U.S.C. 151. THE ISSUE FEE DUE INDICATED ABOVE DOES NOT REFLECT A CREDIT FOR ANY PREVIOUSLY PAID ISSUE FEE IN THIS APPLICATION. IF AN ISSUE FEE HAS PREVIOUSLY BEEN PAID IN THIS APPLICATION (AS SHOWN ABOVE), THE RETURN OF PART B OF THIS FORM WILL BE CONSIDERED A REQUEST TO REAPPLY THE PREVIOUSLY PAID ISSUE FEE TOWARD THE ISSUE FEE NOW DUE.

HOW TO REPLY TO THIS NOTICE:

I. Review the SMALL ENTITY status shown above.

If the SMALL ENTITY is shown as YES, verify your current SMALL ENTITY status:

A. If the status is the same, pay the TOTAL FEE(S) DUE shown above.

B. If the status above is to be removed, check box 5b on Part B - Fee(s) Transmittal and pay the PUBLICATION FEE (if required) and twice the amount of the ISSUE FEE shown above, or

If the SMALL ENTITY is shown as NO:

A. Pay TOTAL FEE(S) DUE shown above, or

B. If applicant claimed SMALL ENTITY status before, or is now claiming SMALL ENTITY status, check box 5a on Part B - Fee(s) Transmittal and pay the PUBLICATION FEE (if required) and 1/2 the ISSUE FEE shown above.

II. PART B - FEE(S) TRANSMITTAL, or its equivalent, must be completed and returned to the United States Patent and Trademark Office (USPTO) with your ISSUE FEE and PUBLICATION FEE (if required). If you are charging the fee(s) to your deposit account, section "4b" of Part B - Fee(s) Transmittal should be completed and an extra copy of the form should be submitted. If an equivalent of Part B is filed, a request to reapply a previously paid issue fee must be clearly made, and delays in processing may occur due to the difficulty in recognizing the paper as an equivalent of Part B.

III. All communications regarding this application must give the application number. Please direct all communications prior to issuance to Mail Stop ISSUE FEE unless advised to the contrary.

**IMPORTANT REMINDER:** Utility patents issuing on applications filed on or after Dec. 12, 1980 may require payment of maintenance fees. It is patentee's responsibility to ensure timely payment of maintenance fees when due.



# **PART B - FEE(S) TRANSMITTAL**

**Complete and send this form, together with applicable fee(s), to: Mail Mail Stop ISSUE FEE  
Commissioner for Patents  
P.O. Box 1450  
Alexandria, Virginia 22313-1450  
or Fax (571)-273-2885**

**INSTRUCTIONS:** This form should be used for transmitting the ISSUE FEE and PUBLICATION FEE (if required). Blocks 1 through 5 should be completed where appropriate. All further correspondence including the Patent, advance orders and notification of maintenance fees will be mailed to the current correspondence address as indicated unless corrected below or directed otherwise in Block 1, by (a) specifying a new correspondence address; and/or (b) indicating a separate "FEE ADDRESS" for maintenance fee notifications.

CURRENT CORRESPONDENCE ADDRESS (Note: Use Block 1 for any change of address)

40401 7590 09/26/2011  
HersHKovitz & Associates, LLC  
2845 Duke Street  
Alexandria, VA 22314

Note: A certificate of mailing can only be used for domestic mailings of the Fee(s) Transmittal. This certificate cannot be used for any other accompanying papers. Each additional paper, such as an assignment or formal drawing, must have its own certificate of mailing or transmission.

## **Certificate of Mailing or Transmission**

I hereby certify that this Fee(s) Transmittal is being deposited with the United States Postal Service with sufficient postage for first class mail in an envelope addressed to the Mail Stop ISSUE FEE address above, or being facsimile transmitted to the USPTO (571) 273-2885, on the date indicated below.

(Depositor's name)
(Signature)
(Date)

APPLICATION NO.	FILING DATE	FIRST NAMED INVENTOR	ATTORNEY DOCKET NO.	CONFIRMATION NO.
11/686,993	03/16/2007	Charles G. SHAMOON	P2921569	7384

TITLE OF INVENTION: UBIQUITOUS CONNECTIVITY AND CONTROL SYSTEM FOR REMOTE LOCATIONS

APPLN. TYPE	SMALL ENTITY	ISSUE FEE DUE	PUBLICATION FEE DUE	PREV. PAID ISSUE FEE	TOTAL FEE(S) DUE	DATE DUE
nonprovisional	YES	\$755	\$300	\$0	\$1055	12/27/2011

EXAMINER	ART UNIT	CLASS-SUBCLASS
ZHANG, XIANG	2617	455-466000

1. Change of correspondence address or indication of "Fee Address" (37 CFR 1.363).

- ☐ Change of correspondence address (or Change of Correspondence Address form PTO/SB/122) attached.
- ☐ "Fee Address" indication (or "Fee Address" Indication form PTO/SB/47; Rev 03-02 or more recent) attached. **Use of a Customer Number is required.**

2. For printing on the patent front page, list

- (1) the names of up to 3 registered patent attorneys or agents OR, alternatively,
- (2) the name of a single firm (having as a member a registered attorney or agent) and the names of up to 2 registered patent attorneys or agents. If no name is listed, no name will be printed.

1 \_\_\_\_\_

2 \_\_\_\_\_

3 \_\_\_\_\_

3. ASSIGNEE NAME AND RESIDENCE DATA TO BE PRINTED ON THE PATENT (print or type)

PLEASE NOTE: Unless an assignee is identified below, no assignee data will appear on the patent. If an assignee is identified below, the document has been filed for recordation as set forth in 37 CFR 3.11. Completion of this form is NOT a substitute for filing an assignment.

(A) NAME OF ASSIGNEE

(B) RESIDENCE: (CITY and STATE OR COUNTRY)

Please check the appropriate assignee category or categories (will not be printed on the patent) : ☐ Individual ☐ Corporation or other private group entity ☐ Government

4a. The following fee(s) are submitted:

- ☐ Issue Fee
- ☐ Publication Fee (No small entity discount permitted)
- ☐ Advance Order - # of Copies \_\_\_\_\_

4b. Payment of Fee(s): (**Please first reapply any previously paid issue fee shown above**)

- ☐ A check is enclosed.
- ☐ Payment by credit card. Form PTO-2038 is attached.
- ☐ The Director is hereby authorized to charge the required fee(s), any deficiency, or credit any overpayment, to Deposit Account Number \_\_\_\_\_ (enclose an extra copy of this form).

5. **Change in Entity Status** (from status indicated above)

- ☐ a. Applicant claims SMALL ENTITY status. See 37 CFR 1.27. ☐ b. Applicant is no longer claiming SMALL ENTITY status. See 37 CFR 1.27(g)(2).

NOTE: The Issue Fee and Publication Fee (if required) will not be accepted from anyone other than the applicant; a registered attorney or agent; or the assignee or other party in interest as shown by the records of the United States Patent and Trademark Office.

Authorized Signature \_\_\_\_\_

Date \_\_\_\_\_

Typed or printed name \_\_\_\_\_

Registration No. \_\_\_\_\_

This collection of information is required by 37 CFR 1.311. The information is required to obtain or retain a benefit by the public which is to file (and by the USPTO to process) an application. Confidentiality is governed by 35 U.S.C. 122 and 37 CFR 1.14. This collection is estimated to take 12 minutes to complete, including gathering, preparing, and submitting the completed application form to the USPTO. Time will vary depending upon the individual case. Any comments on the amount of time you require to complete this form and/or suggestions for reducing this burden, should be sent to the Chief Information Officer, U.S. Patent and Trademark Office, U.S. Department of Commerce, P.O. Box 1450, Alexandria, Virginia 22313-1450. DO NOT SEND FEES OR COMPLETED FORMS TO THIS ADDRESS. SEND TO: Commissioner for Patents, P.O. Box 1450, Alexandria, Virginia 22313-1450.

Under the Paperwork Reduction Act of 1995, no persons are required to respond to a collection of information unless it displays a valid OMB control number.



# UNITED STATES PATENT AND TRADEMARK OFFICE

UNITED STATES DEPARTMENT OF COMMERCE  
United States Patent and Trademark Office  
Address: COMMISSIONER FOR PATENTS  
P.O. Box 1450  
Alexandria, Virginia 22313-1450  
www.uspto.gov

APPLICATION NO.	FILING DATE	FIRST NAMED INVENTOR	ATTORNEY DOCKET NO.	CONFIRMATION NO.
11/686,993	03/16/2007	Charles G. SHAMOON	P2921569	7384
40401 7590 09/26/2011 HersHKovitz & Associates, LLC 2845 Duke Street Alexandria, VA 22314			EXAMINER ZHANG, XIANG	
			ART UNIT 2617	PAPER NUMBER

DATE MAILED: 09/26/2011

## Determination of Patent Term Adjustment under 35 U.S.C. 154 (b) (application filed on or after May 29, 2000)

The Patent Term Adjustment to date is 403 day(s). If the issue fee is paid on the date that is three months after the mailing date of this notice and the patent issues on the Tuesday before the date that is 28 weeks (six and a half months) after the mailing date of this notice, the Patent Term Adjustment will be 403 day(s).

If a Continued Prosecution Application (CPA) was filed in the above-identified application, the filing date that determines Patent Term Adjustment is the filing date of the most recent CPA.

Applicant will be able to obtain more detailed information by accessing the Patent Application Information Retrieval (PAIR) WEB site (<http://pair.uspto.gov>).

Any questions regarding the Patent Term Extension or Adjustment determination should be directed to the Office of Patent Legal Administration at (571)-272-7702. Questions relating to issue and publication fee payments should be directed to the Customer Service Center of the Office of Patent Publication at 1-(888)-786-0101 or (571)-272-4200.

## Privacy Act Statement

**The Privacy Act of 1974 (P.L. 93-579)** requires that you be given certain information in connection with your submission of the attached form related to a patent application or patent. Accordingly, pursuant to the requirements of the Act, please be advised that: (1) the general authority for the collection of this information is 35 U.S.C. 2(b)(2); (2) furnishing of the information solicited is voluntary; and (3) the principal purpose for which the information is used by the U.S. Patent and Trademark Office is to process and/or examine your submission related to a patent application or patent. If you do not furnish the requested information, the U.S. Patent and Trademark Office may not be able to process and/or examine your submission, which may result in termination of proceedings or abandonment of the application or expiration of the patent.

The information provided by you in this form will be subject to the following routine uses:

1. The information on this form will be treated confidentially to the extent allowed under the Freedom of Information Act (5 U.S.C. 552) and the Privacy Act (5 U.S.C. 552a). Records from this system of records may be disclosed to the Department of Justice to determine whether disclosure of these records is required by the Freedom of Information Act.
2. A record from this system of records may be disclosed, as a routine use, in the course of presenting evidence to a court, magistrate, or administrative tribunal, including disclosures to opposing counsel in the course of settlement negotiations.
3. A record in this system of records may be disclosed, as a routine use, to a Member of Congress submitting a request involving an individual, to whom the record pertains, when the individual has requested assistance from the Member with respect to the subject matter of the record.
4. A record in this system of records may be disclosed, as a routine use, to a contractor of the Agency having need for the information in order to perform a contract. Recipients of information shall be required to comply with the requirements of the Privacy Act of 1974, as amended, pursuant to 5 U.S.C. 552a(m).
5. A record related to an International Application filed under the Patent Cooperation Treaty in this system of records may be disclosed, as a routine use, to the International Bureau of the World Intellectual Property Organization, pursuant to the Patent Cooperation Treaty.
6. A record in this system of records may be disclosed, as a routine use, to another federal agency for purposes of National Security review (35 U.S.C. 181) and for review pursuant to the Atomic Energy Act (42 U.S.C. 218(c)).
7. A record from this system of records may be disclosed, as a routine use, to the Administrator, General Services, or his/her designee, during an inspection of records conducted by GSA as part of that agency's responsibility to recommend improvements in records management practices and programs, under authority of 44 U.S.C. 2904 and 2906. Such disclosure shall be made in accordance with the GSA regulations governing inspection of records for this purpose, and any other relevant (i.e., GSA or Commerce) directive. Such disclosure shall not be used to make determinations about individuals.
8. A record from this system of records may be disclosed, as a routine use, to the public after either publication of the application pursuant to 35 U.S.C. 122(b) or issuance of a patent pursuant to 35 U.S.C. 151. Further, a record may be disclosed, subject to the limitations of 37 CFR 1.14, as a routine use, to the public if the record was filed in an application which became abandoned or in which the proceedings were terminated and which application is referenced by either a published application, an application open to public inspection or an issued patent.
9. A record from this system of records may be disclosed, as a routine use, to a Federal, State, or local law enforcement agency, if the USPTO becomes aware of a violation or potential violation of law or regulation.

<b>Notice of Allowability</b>	<b>Application No.</b>	<b>Applicant(s)</b>	
	11/686,993	SHAMOON ET AL.	
	<b>Examiner</b>	<b>Art Unit</b>	
	EDWARD ZHANG	2617	

**-- The MAILING DATE of this communication appears on the cover sheet with the correspondence address--**

All claims being allowable, PROSECUTION ON THE MERITS IS (OR REMAINS) CLOSED in this application. If not included herewith (or previously mailed), a Notice of Allowance (PTOL-85) or other appropriate communication will be mailed in due course. **THIS NOTICE OF ALLOWABILITY IS NOT A GRANT OF PATENT RIGHTS.** This application is subject to withdrawal from issue at the initiative of the Office or upon petition by the applicant. See 37 CFR 1.313 and MPEP 1308.

1. ☒ This communication is responsive to 08/07/2011.

2. ☐ An election was made by the applicant in response to a restriction requirement set forth during the interview on \_\_\_\_; the restriction requirement and election have been incorporated into this action.

3. ☒ The allowed claim(s) is/are 1-7,9-19 and 21-24.

4. ☐ Acknowledgment is made of a claim for foreign priority under 35 U.S.C. § 119(a)-(d) or (f).

a) ☐ All    b) ☐ Some\*    c) ☐ None    of the:

1. ☐ Certified copies of the priority documents have been received.

2. ☐ Certified copies of the priority documents have been received in Application No. \_\_\_\_.

3. ☐ Copies of the certified copies of the priority documents have been received in this national stage application from the International Bureau (PCT Rule 17.2(a)).

\* Certified copies not received: \_\_\_\_.

Applicant has THREE MONTHS FROM THE "MAILING DATE" of this communication to file a reply complying with the requirements noted below. Failure to timely comply will result in ABANDONMENT of this application.  
**THIS THREE-MONTH PERIOD IS NOT EXTENDABLE.**

5. ☐ A SUBSTITUTE OATH OR DECLARATION must be submitted. Note the attached EXAMINER'S AMENDMENT or NOTICE OF INFORMAL PATENT APPLICATION (PTO-152) which gives reason(s) why the oath or declaration is deficient.

6. ☐ CORRECTED DRAWINGS ( as "replacement sheets") must be submitted.

(a) ☐ including changes required by the Notice of Draftsperson's Patent Drawing Review ( PTO-948) attached

1) ☐ hereto or 2) ☐ to Paper No./Mail Date \_\_\_\_.

(b) ☐ including changes required by the attached Examiner's Amendment / Comment or in the Office action of Paper No./Mail Date \_\_\_\_.

**Identifying indicia such as the application number (see 37 CFR 1.84(c)) should be written on the drawings in the front (not the back) of each sheet. Replacement sheet(s) should be labeled as such in the header according to 37 CFR 1.121(d).**

7. ☐ DEPOSIT OF and/or INFORMATION about the deposit of BIOLOGICAL MATERIAL must be submitted. Note the attached Examiner's comment regarding REQUIREMENT FOR THE DEPOSIT OF BIOLOGICAL MATERIAL.

**Attachment(s)**

1. <input type="checkbox"/> Notice of References Cited (PTO-892) 2. <input type="checkbox"/> Notice of Draftsperson's Patent Drawing Review (PTO-948) 3. <input type="checkbox"/> Information Disclosure Statements (PTO/SB/08), Paper No./Mail Date ____ 4. <input type="checkbox"/> Examiner's Comment Regarding Requirement for Deposit of Biological Material	5. <input type="checkbox"/> Notice of Informal Patent Application 6. <input type="checkbox"/> Interview Summary (PTO-413), Paper No./Mail Date ____. 7. <input type="checkbox"/> Examiner's Amendment/Comment 8. <input checked="" type="checkbox"/> Examiner's Statement of Reasons for Allowance 9. <input type="checkbox"/> Other ____
--	--

/Xiang Zhang/ Patent Examiner, AU 2617	/KAMRAN AFSHAR/ Supervisory Patent Examiner, Art Unit 2617
---	---

### **DETAILED ACTION**

#### ***Continued Examination Under 37 CFR 1.114***

1. A request for continued examination under 37 CFR 1.114, including the fee set forth in 37 CFR 1.17(e), was filed in this application after final rejection. Since this application is eligible for continued examination under 37 CFR 1.114, and the fee set forth in 37 CFR 1.17(e) has been timely paid, the finality of the previous Office action has been withdrawn pursuant to 37 CFR 1.114. Applicant's submission filed on 08/07/2011 has been entered.

#### ***Allowable Subject Matter***

2. In view of Amended claims and further search, Claims 1-7,9-19 and 21-24 are allowed.

3. The following is an examiner's reason for allowance:

Claims 1-7,9-19 and 21-24 are allowed for the reasons as set forth in applicant's response filed on 08/07/2011.

Any comments considered necessary by applicant must be submitted no later than the payment of the issue fee and, to avoid processing delays, should preferably accompany the issue fee. Such submissions should be clearly labeled "Comments on Statement of Reasons for Allowance."

#### ***Conclusion***

Any inquiry concerning this communication or earlier communications from the examiner should be directed to XIANG ZHANG whose telephone number is

(571)270-7693. The examiner can normally be reached on Monday-Thursday, 8AM-4PM.

If attempts to reach the examiner by telephone are unsuccessful, the examiner's supervisor, Kamran Afshar, can be reached on (571)272-7796. The fax phone number for the organization where this application or proceeding is assigned is 571-273-8300.

Information regarding the status of an application may be obtained from the Patent Application Information Retrieval (PAIR) system. Status information for published applications may be obtained from either Private PAIR or Public PAIR. Status information for unpublished applications is available through Private PAIR only. For more information about the PAIR system, see <http://pair-direct.uspto.gov>. Should you have questions on access to the Private PAIR system, contact the Electronic Business Center (EBC) at 866-217-9197 (toll-free).

If you would like assistance from a USPTO Customer Service Representative or access to the automated information system, call 800-786-9199 (IN USA OR CANADA) or 571-272-1000.

/XIANG ZHANG/  
Patent Examiner, Art Unit 2617

/KAMRAN AFSHAR/  
Supervisory Patent Examiner, Art Unit 2617

Application/Control Number: 11/686,993  
Art Unit: 2617

Page 4

<b>Search Notes</b>  	<b>Application/Control No.</b>  11686993	<b>Applicant(s)/Patent Under Reexamination</b>  SHAMOON ET AL.
	<b>Examiner</b>  XIANG ZHANG	<b>Art Unit</b>  2617

SEARCHED			
Class	Subclass	Date	Examiner
709	219, 208, 229, 243, 244,	01/21/10	X.Z
455	456.6, 92, 352, 418, 414, 420, 123, 151.1, 230, 352	01/21/10	X.Z

SEARCH NOTES		
Search Notes	Date	Examiner
See East Search notes	01/22/10	X..Z
See East Search Notes	08/09/2010	X.Z
See East Search Notes	03/12/2011	X.Z
See East Search Notes	09/19/2011	X.Z
Consulted SPE Kamran Afshar for allowability	09/19/2011	X.Z

INTERFERENCE SEARCH			
Class	Subclass	Date	Examiner
455	456.6, 92, 352, 418, 414, 420, 123, 151.1, 230, 352	09/19/2011	X.Z
709	219, 208, 229, 243, 244	09/19/2011	X.Z

--	--



## EAST Search History

## EAST Search History (Prior Art)

Ref #	Hits	Search Query	DBs	Default Operator	Plurals	Time Stamp
L1	367775	(mobile or telecommunication or wireless or cellular or cell) (station or apparatus or terminal or device or client or node) or wtru or plmn or ue or (user equipment) or (remote near3 (device unit apparatus station node))	US-PGPUB; USPAT; USOCR; EPO; JPO	ADJ	OFF	2011/09/19 15:32
L2	309210	(base near3 (station unit)) bst bts nodeb enode	US-PGPUB; USPAT; USOCR; EPO; JPO	OR	OFF	2011/09/19 15:33
L3	309210	L2	US-PGPUB; USPAT; USOCR; EPO; JPO	OR	OFF	2011/09/19 15:33
L4	57	(1 same 2 same (sms mms ims)).clm.	US-PGPUB; USPAT; USOCR; EPO; JPO	OR	OFF	2011/09/19 15:34
L5	16356	(command with control with operat\$5).clm.	US-PGPUB; USPAT; USOCR; EPO; JPO	OR	OFF	2011/09/19 15:34
L6	0	4 and 5	US-PGPUB; USPAT; USOCR; EPO; JPO	OR	OFF	2011/09/19 15:35
L10	10	((CHARLES) near2 (SHAMOON)).INV.	US-PGPUB; USPAT; USOCR	OR	OFF	2011/09/19 15:36
L11	34	((FRANKLIN) near2 (NEAL)).INV.	US-PGPUB; USPAT; USOCR	OR	OFF	2011/09/19 15:36
L12	16	((MICHAEL) near2 (FEHNEL)).INV.	US-PGPUB; USPAT; USOCR	OR	OFF	2011/09/19 15:36
L13	10	((DEBORAH) near2 (SHAMOON)).INV.	US-PGPUB;	OR	OFF	2011/09/19 15:36

			USPAT; USOCR			
L14	46	10 11 12 13	US- PGPUB; USPAT; USOCR	OR	OFF	2011/09/19 15:37
L15	0	14 and (command same operation same control\$4 same SMS).clm.	US- PGPUB; USPAT; USOCR	OR	OFF	2011/09/19 15:37
L16	0	14 and (command same operation same control\$4 ).clm.	US- PGPUB; USPAT; USOCR	OR	OFF	2011/09/19 15:38
S26	4	(IMS sms) with (transmitted transmitting transmits sent sending sends forwards forwarding forwarded) with (cmd command programed) with (adjusted adjusting adjusts changed changes changing altered alters altering)	US- PGPUB; USPAT; USOCR; EPO; JPO	OR	OFF	2011/09/12 16:52
S27	2	(IMS sms) same (transmitted transmitting transmits sent sending sends forwards forwarding forwarded) same (cmd command programed) same (temperature hunidity) same (adjusted adjusting adjusts changed changes changing altered alters altering)	US- PGPUB; USPAT; USOCR; EPO; JPO	OR	OFF	2011/09/12 16:53
S29	2	(IMS sms) same (transmitted transmitting transmits sent sending sends forwards forwarding forwarded) same (cmd command programed) same (valve temperature hunidity thermostat vandalation vandalism) same (adjusted adjusting adjusts changed changes changing altered alters altering)	US- PGPUB; USPAT; USOCR; EPO; JPO	OR	OFF	2011/09/12 16:59
S30	4	(IMS sms) with (transmitted transmitting transmits sent sending sends forwards forwarding forwarded) with (cmd command programed) with (adjusted adjusting adjusts changed changes changing altered alters altering)	US- PGPUB; USPAT; USOCR; EPO; JPO	OR	OFF	2011/09/19 15:16
S31	2	(IMS sms) same (transmitted transmitting transmits sent sending sends forwards forwarding forwarded) same (cmd command programed) same (temperature hunidity) same (adjusted adjusting adjusts changed changes changing altered alters altering)	US- PGPUB; USPAT; USOCR; EPO; JPO	OR	OFF	2011/09/19 15:16
S32	2	(IMS sms) same (transmitted transmitting transmits sent sending sends forwards forwarding forwarded) same (cmd command programed) same (valve temperature hunidity thermostat vandalation vandalism) same (adjusted adjusting adjusts changed changes changing altered alters altering)	US- PGPUB; USPAT; USOCR; EPO; JPO	OR	OFF	2011/09/19 15:16
S33	16518	SMS and command	US- PGPUB; USPAT; USOCR;	OR	OFF	2011/09/19 15:16

			EPO; JPO			
S34	82330	first near3 (SMS message)	US- PGPUB; USPAT; USOCR; EPO; JPO	OR	OFF	2011/09/19 15:17
S35	61569	second near3 (SMS message)	US- PGPUB; USPAT; USOCR; EPO; JPO	OR	OFF	2011/09/19 15:17
S36	2097	S33 and S34 and S35	US- PGPUB; USPAT; USOCR; EPO; JPO	OR	OFF	2011/09/19 15:17
S37	343815	(command activat\$3) near5 (device apparatus appliance climate cool\$3)	US- PGPUB; USPAT; USOCR; EPO; JPO	OR	OFF	2011/09/19 15:17
S38	791	S36 and S37	US- PGPUB; USPAT; USOCR; EPO; JPO	OR	OFF	2011/09/19 15:17
S39	31254	SMS and command	US- PGPUB; USPAT; USOCR; EPO; JPO	OR	ON	2011/09/19 15:18
S40	2983	S39 and S34 and S35	US- PGPUB; USPAT; USOCR; EPO; JPO	OR	ON	2011/09/19 15:18
S41	954	S37 and S40	US- PGPUB; USPAT; USOCR; EPO; JPO	OR	ON	2011/09/19 15:19
S42	12385	(455/403,414.1,414.2,414.3,466).ccls.	US- PGPUB; USPAT; USOCR; EPO; JPO	OR	ON	2011/09/19 15:19
S43	170	S41 and S42	US- PGPUB; USPAT; USOCR;	OR	ON	2011/09/19 15:19

			EPO; JPO			
S44	114	S43 and ((deactivat\$3 activat\$3) near5 (device apparatus appliance climate cool\$3))	US- PGPUB; USPAT; USOCR; EPO; JPO	OR	ON	2011/09/19 15:20
S45	42005	(SMS message mms) near7 (deactivat\$3 activat\$3 deactivat\$3)	US- PGPUB; USPAT; USOCR; EPO; JPO	OR	ON	2011/09/19 15:20
S46	81	S44 and S45	US- PGPUB; USPAT; USOCR; EPO; JPO	OR	ON	2011/09/19 15:20
S47	39	S41 and ((cmd command programed) with (adjusted adjusting adjusts changed changes changing altered alters altering))	US- PGPUB; USPAT; USOCR; EPO; JPO	OR	OFF	2011/09/19 15:21
S48	35	S47 and (wireless remote)	US- PGPUB; USPAT; USOCR; EPO; JPO	OR	OFF	2011/09/19 15:22
S49	145960	"28" and ((deactivat\$3 activat\$3) near5 (device apparatus appliance climate cool\$3))	US- PGPUB; USPAT; USOCR; EPO; JPO	OR	ON	2011/09/19 15:25
S50	35	S48 and ((cmd command programed) with (adjusted adjusting adjusts changed changes changing altered alters altering) )	US- PGPUB; USPAT; USOCR; EPO; JPO	OR	OFF	2011/09/19 15:28
S51	309210	(base near3 (station unit)) bst bts nodeb enode	US- PGPUB; USPAT; USOCR; EPO; JPO	OR	OFF	2011/09/19 15:29


**EAST Search History (Interference)**

Ref #	Hits	Search Query	DBs	Default Operator	Plurals	Time Stamp
L7	481	("1" same "2" same (sms mms ims)).clm.	USPAT; UPAD	OR	OFF	2011/09/19 15:35
L8	9782	(command with control with operat\$5).clm.	USPAT; UPAD	OR	OFF	2011/09/19 15:35
L9	3	7 and 8	USPAT;	OR	OFF	2011/09/19

			UPAD			15:35
S52	37827	first near3 (SMS message)	USPAT; UPAD	OR	OFF	2011/09/19 15:23
S53	28140	second near3 (SMS message)	USPAT; UPAD	OR	OFF	2011/09/19 15:23
S54	5061	SMS and command	USPAT; UPAD	OR	OFF	2011/09/19 15:23
S55	818	S52 and S53 and S54	USPAT; UPAD	OR	OFF	2011/09/19 15:23
S56	156622	(command activat\$3) near5 (device apparatus appliance climate cool\$3)	USPAT; UPAD	OR	OFF	2011/09/19 15:24
S57	217	S55 and "224"	USPAT; UPAD	OR	OFF	2011/09/19 15:24
S58	315	S55 and S56	USPAT; UPAD	OR	OFF	2011/09/19 15:24
S59	5687	(455/403,414.1,414.2,414.3,466).ccls.	USPAT; UPAD	OR	ON	2011/09/19 15:25
S60	69	S58 and S59	USPAT; UPAD	OR	ON	2011/09/19 15:25
S61	45	S60 and ((deactivat\$3 activat\$3) near5 (device apparatus appliance climate cool\$3))	USPAT; UPAD	OR	ON	2011/09/19 15:26
S62	19799	(SMS message mms) near7 (deactivat\$3 activat\$3 deactivat\$3)	USPAT; UPAD	OR	ON	2011/09/19 15:26
S63	38	S61 and S62	USPAT; UPAD	OR	ON	2011/09/19 15:26

9/ 19/ 2011 3:44:43 PM

C:\Users\xzhang\Documents\EAST\Workspaces\11686993rce.wsp

<b>Issue Classification</b> 	<b>Application/Control No.</b> 11686993	<b>Applicant(s)/Patent Under Reexamination</b> SHAMOON ET AL.
	<b>Examiner</b> EDWARD ZHANG	<b>Art Unit</b> 2617

ORIGINAL						INTERNATIONAL CLASSIFICATION												
CLASS		SUBCLASS				CLAIMED					NON-CLAIMED							
455		466				H	O	4	W	4 / 00 ()								
CROSS REFERENCE(S)																		
CLASS	SUBCLASS (ONE SUBCLASS PER BLOCK)																	
709	219	208	229	243	244													
455	456.6	92	352	418	414													
455	420	123	151.1	230	352													

<input type="checkbox"/> Claims renumbered in the same order as presented by applicant <input type="checkbox"/> CPA <input type="checkbox"/> T.D. <input type="checkbox"/> R.1.47															
Final	Original	Final	Original	Final	Original	Final	Original	Final	Original	Final	Original	Final	Original	Final	Original
1	1	16	17												
2	2	17	18												
3	3	18	19												
4	4		20												
5	5	19	21												
6	6	20	22												
7	7	21	23												
	8	22	24												
8	9														
9	10														
10	11														
11	12														
12	13														
13	14														
14	15														
15	16														

/EDWARD ZHANG/ Examiner.Art Unit 2617 (Assistant Examiner)	09/19/2011 (Date)	<b>Total Claims Allowed:</b> 22	
/KAMRAN AFSHAR/ Supervisory Patent Examiner.Art Unit 2617 (Primary Examiner)	09/20/2011 (Date)	O.G. Print Claim(s) 1	O.G. Print Figure 1

**PART B - FEE(S) TRANSMITTAL**

Complete and send this form, together with applicable fee(s), to: **Mail Stop ISSUE FEE**  
**Commissioner for Patents**  
**P.O. Box 1450**  
**Alexandria, Virginia 22313-1450**  
**or Fax (571)-273-2885**

**INSTRUCTIONS:** This form should be used for transmitting the ISSUE FEE and PUBLICATION FEE (if required). Blocks 1 through 5 should be completed where appropriate. All further correspondence including the Patent, advance orders and notification of maintenance fees will be mailed to the current correspondence address as indicated unless corrected below or directed otherwise in Block 1, by (a) specifying a new correspondence address; and/or (b) indicating a separate "FEE ADDRESS" for maintenance fee notifications.

CURRENT CORRESPONDENCE ADDRESS (Note: Use Block 1 for any change of address)

40401 7590 09/26/2011  
**HersHKovitz & Associates, LLC**  
**2845 Duke Street**  
**Alexandria, VA 22314**

Note: A certificate of mailing can only be used for domestic mailings of the Fee(s) Transmittal. This certificate cannot be used for any other accompanying papers. Each additional paper, such as an assignment or formal drawing, must have its own certificate of mailing or transmission.

**Certificate of Mailing or Transmission**  
 I hereby certify that this Fee(s) Transmittal is being deposited with the United States Postal Service with sufficient postage for first class mail in an envelope addressed to the Mail Stop ISSUE FEE address above, or being facsimile transmitted to the USPTO (571) 273-2885, on the date indicated below.

(Depositor's name)
(Signature)
(Date)

APPLICATION NO.	FILING DATE	FIRST NAMED INVENTOR	ATTORNEY DOCKET NO.	CONFIRMATION NO.
11/686,993	03/16/2007	Charles G. SHAMOON	P2921569	7384

TITLE OF INVENTION: **UBIQUITOUS CONNECTIVITY AND CONTROL SYSTEM FOR REMOTE LOCATIONS**

APPLN. TYPE	SMALL ENTITY	ISSUE FEE DUE	PUBLICATION FEE DUE	PREV. PAID ISSUE FEE	TOTAL FEE(S) DUE	DATE DUE
nonprovisional	YES	<del>\$755</del> \$870	\$300	\$0	<del>\$1055</del> \$1170	12/27/2011

EXAMINER	ART UNIT	CLASS-SUBCLASS
ZHANG, XIANG	2617	455-466000

1. Change of correspondence address or indication of "Fee Address" (37 CFR 1.363).  
☐ Change of correspondence address (or Change of Correspondence Address form PTO/SI/122) attached.  
☐ "Fee Address" indication (or "Fee Address" Indication form PTO/SI/47; Rev 03-02 or more recent) attached. Use of a Customer Number is required.

2. For printing on the patent front page, list

(1) the names of up to 3 registered patent attorneys or agents OR, alternatively,  
 (2) the name of a single firm (having as a member a registered attorney or agent) and the names of up to 2 registered patent attorneys or agents. If no name is listed, no name will be printed.

1 **HERSHKOVITZ &**  
 2 **ASSOCIATES, LLC**  
 3 **ABRAHAM HERSHKOVITZ**

3. ASSIGNEE NAME AND RESIDENCE DATA TO BE PRINTED ON THE PATENT (print or type)

PLEASE NOTE: Unless an assignee is identified below, no assignee data will appear on the patent. If an assignee is identified below, the document has been filed for recordation as set forth in 37 CFR 3.11. Completion of this form is NOT a substitute for filing an assignment.

(A) NAME OF ASSIGNEE

(1) Charles G. Shamoon

(B) RESIDENCE: (CITY and STATE OR COUNTRY)

Little ELM, TX

(2) Deborah H. Shamoon

Little ELM, TX

Please check the appropriate assignee category or categories (will not be printed on the patent): ☒ Individual ☐ Corporation or other private group entity ☐ Government

4a. The following fee(s) are submitted:

☒ Issue Fee  
☒ Publication Fee (No small entity discount permitted)  
☒ Advance Order - # of Copies 1

4b. Payment of Fee(s): (Please first reapply any previously paid issue fee shown above)

☐ A check is enclosed.  
☒ Payment by credit card. Form PTO-2038 is attached. **Via EFS**  
☒ The Director is hereby authorized to charge the required fee(s), any deficiency, or credit any overpayment, to Deposit Account Number \_\_\_\_\_ (enclose an extra copy of this form).

5. Change in Entity Status (from status indicated above)

☐ a. Applicant claims SMALL ENTITY status. See 37 CFR 1.27. ☐ b. Applicant is no longer claiming SMALL ENTITY status. See 37 CFR 1.27(g)(2).

NOTE: The Issue Fee and Publication Fee (if required) will not be accepted from anyone other than the applicant; a registered attorney or agent; or the assignee or other party in interest as shown by the records of the United States Patent and Trademark Office.

Authorized Signature

*Abraham HersHKovitz*

Date **October 11, 2011**

Typed or printed name

**ABE HERSHKOVITZ**

Registration No. **45,294**

This collection of information is required by 37 CFR 1.311. The information is required to obtain or retain a benefit by the public which is to file (and by the USPTO to process) an application. Confidentiality is governed by 35 U.S.C. 122 and 37 CFR 1.14. This collection is estimated to take 12 minutes to complete, including gathering, preparing, and submitting the completed application form to the USPTO. Time will vary depending upon the individual case. Any comments on the amount of time you require to complete this form and/or suggestions for reducing this burden, should be sent to the Chief Information Officer, U.S. Patent and Trademark Office, U.S. Department of Commerce, P.O. Box 1450, Alexandria, Virginia 22313-1450. DO NOT SEND FEES OR COMPLETED FORMS TO THIS ADDRESS. SEND TO: Commissioner for Patents, P.O. Box 1450, Alexandria, Virginia 22313-1450.

Under the Paperwork Reduction Act of 1995, no persons are required to respond to a collection of information unless it displays a valid OMB control number.

IN THE UNITED STATES PATENT AND TRADEMARK OFFICE

Applicant: Charles G. SHAMOON et al.

Conf. No.: 7384

Appl. No.: 11/686,993

Group Art Unit: 2617

Filed: March 16, 2007

Examiner: Xiang ZHANG

For: UBIQUITOUS CONNECTIVITY AND CONTROL SYSTEM FOR REMOTE LOCATIONS

**COMMENTS ON REASONS FOR ALLOWANCE**

Commissioner for Patents  
PO Box 1450  
Alexandria, VA 22313-1450

Dear Commissioner:

In response to the Notice of Allowance, mailed by the Patent and Trademark Office on September 26, 2011, and to the Reasons for Allowance attached thereto, Applicant wishes to clarify the record with respect to the basis for the patentability of claims in the present application.

In this regard, Applicant does not disagree with the Examiner's indication that certain identified features are not disclosed by the references of record. However, Applicant further wishes to clarify that the claims in the present application recite a combination of features, and the basis for patentability of these claims is based upon the totality of the features recited therein.

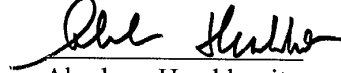


P2921569.A06

It is believed that no fees are necessary with this submission. However, the Office is authorized to charge any deficiency in fees necessary to preserve the pendency of this application to Deposit Account No. 50-2929, making reference to Docket No. P2921569.

Respectfully submitted,

Charles SHAMOON et al.

A handwritten signature in black ink, appearing to read 'Abraham HersHKovitz', written over a horizontal line.

Abraham HersHKovitz

Reg. No. 45,294

Ed Garcia-Otero

Reg. No. 56,609

Date: October 12, 2011  
HERSHKOVITZ & ASSOCIATES, LLC  
2845 DUKE STREET  
ALEXANDRIA, VA 22314  
703-370-4800 (telephone)  
703-370-4809 (facsimile)  
patent@hershkovitz.net

P2921569.A06; AH/EG/dg

Electronic Patent Application Fee Transmittal				
<b>Application Number:</b>		11686993		
<b>Filing Date:</b>		16-Mar-2007		
<b>Title of Invention:</b>		UBIQUITOUS CONNECTIVITY AND CONTROL SYSTEM FOR REMOTE LOCATIONS		
<b>First Named Inventor/Applicant Name:</b>		Charles G. SHAMOON		
<b>Filer:</b>		Abraham HersHKovitz/HwaJoong Kim		
<b>Attorney Docket Number:</b>		P2921569		
Filed as Small Entity				
<b>Utility under 35 USC 111(a) Filing Fees</b>				
Description	Fee Code	Quantity	Amount	Sub-Total in USD(\$)
<b>Basic Filing:</b>				
<b>Pages:</b>				
<b>Claims:</b>				
<b>Miscellaneous-Filing:</b>				
<b>Petition:</b>				
<b>Patent-Appeals-and-Interference:</b>				
<b>Post-Allowance-and-Post-Issuance:</b>				
Utility Appl issue fee	2501	1	870	870
Publ. Fee- early, voluntary, or normal	1504	1	300	300

Description	Fee Code	Quantity	Amount	Sub-Total in USD(\$)
<b>Extension-of-Time:</b>				
<b>Miscellaneous:</b>				
Printed copy of patent - no color	8001	1	3	3
<b>Total in USD (\$)</b>				<b>1173</b>

Electronic Acknowledgement Receipt	
<b>EFS ID:</b>	11177852
<b>Application Number:</b>	11686993
<b>International Application Number:</b>	
<b>Confirmation Number:</b>	7384
<b>Title of Invention:</b>	UBIQUITOUS CONNECTIVITY AND CONTROL SYSTEM FOR REMOTE LOCATIONS
<b>First Named Inventor/Applicant Name:</b>	Charles G. SHAMOON
<b>Customer Number:</b>	40401
<b>Filer:</b>	Abraham Hershkovitz
<b>Filer Authorized By:</b>	
<b>Attorney Docket Number:</b>	P2921569
<b>Receipt Date:</b>	13-OCT-2011
<b>Filing Date:</b>	16-MAR-2007
<b>Time Stamp:</b>	12:44:30
<b>Application Type:</b>	Utility under 35 USC 111(a)

### Payment information:

Submitted with Payment	yes
Payment Type	Credit Card
Payment was successfully received in RAM	\$1173
RAM confirmation Number	9482
Deposit Account	
Authorized User	

### File Listing:

Document Number	Document Description	File Name	File Size(Bytes)/ Message Digest	Multi Part /.zip	Pages (if appl.)
-----------------	----------------------	-----------	-------------------------------------	------------------	------------------

1	Transmittal Letter	P2921569_Transmittal.pdf	57580 8c2e3f4feb0b20840ec682cbbdcb14c3f5a01abd	no	1
<b>Warnings:</b>					
<b>Information:</b>					
2	Issue Fee Payment (PTO-85B)	P2921569_PartB.pdf	84999 ddbcd5f598234b3fbb7547f22e471a250282e01b1	no	1
<b>Warnings:</b>					
<b>Information:</b>					
3	Miscellaneous Incoming Letter	P2921569_Comment.pdf	50092 971d750e6a93ceaf99ea614f40f120d75e222aa2	no	2
<b>Warnings:</b>					
<b>Information:</b>					
4	Fee Worksheet (SB06)	fee-info.pdf	34041 97d814b66ad71357d1f480e3aa87dcf958383ba	no	2
<b>Warnings:</b>					
<b>Information:</b>					
<b>Total Files Size (in bytes):</b>			226712		
<p><b>This Acknowledgement Receipt evidences receipt on the noted date by the USPTO of the indicated documents, characterized by the applicant, and including page counts, where applicable. It serves as evidence of receipt similar to a Post Card, as described in MPEP 503.</b></p> <p><b><u>New Applications Under 35 U.S.C. 111</u></b>  If a new application is being filed and the application includes the necessary components for a filing date (see 37 CFR 1.53(b)-(d) and MPEP 506), a Filing Receipt (37 CFR 1.54) will be issued in due course and the date shown on this Acknowledgement Receipt will establish the filing date of the application.</p> <p><b><u>National Stage of an International Application under 35 U.S.C. 371</u></b>  If a timely submission to enter the national stage of an international application is compliant with the conditions of 35 U.S.C. 371 and other applicable requirements a Form PCT/DO/EO/903 indicating acceptance of the application as a national stage submission under 35 U.S.C. 371 will be issued in addition to the Filing Receipt, in due course.</p> <p><b><u>New International Application Filed with the USPTO as a Receiving Office</u></b>  If a new international application is being filed and the international application includes the necessary components for an international filing date (see PCT Article 11 and MPEP 1810), a Notification of the International Application Number and of the International Filing Date (Form PCT/RO/105) will be issued in due course, subject to prescriptions concerning national security, and the date shown on this Acknowledgement Receipt will establish the international filing date of the application.</p>					



# HERSHKOVITZ & ASSOCIATES, LLC

PATENT AGENCY

2845 DUKE STREET, ALEXANDRIA, VA 22314

TEL. 703-370-4800 ~ FACSIMILE 703-370-4809

patent@hershkovitz.net ~ www.hershkovitz.net

Applicant: Charles G. SHAMOON et al.

Group Art Unit: 2617

Appl. No.: 11/686,993

Examiner: Xiang ZHANG

Filed: March 16, 2007

Conf. No.: 7384

For: UBIQUITOUS CONNECTIVITY AND CONTROL SYSTEM FOR REMOTE LOCATIONS

Commissioner for Patents  
P.O. Box 1450  
Alexandria, Virginia 22313-1450

Dear Commissioner:

Transmitted herewith is an **Issue Fee payment, Part B – Fee(s) Transmittal Form PTOL-85, and Comments on Reasons for Allowance** in connection with the above-captioned matter.

The fee has been calculated as shown below:

Claims After Amendment	No. of Claims Previously Paid	Present Extra	Small Entity		Large Entity	
			Rate	Fee	Rate	Fee
Total Claims:			x 26=	\$ 0	x 52=	\$
Indep. Claims:			x 110=	\$ 0	x 220=	\$
Issue Fee			870=	\$ 870	1,740=	\$
Publication Fee			300	\$ 300	300	\$
Advance copy				\$ 3		
Total:				\$1,173	Total:	\$

☐ Please charge my Deposit Account No. **50-2929** in the amount of \$ \_\_\_\_.

☐ A Check in the amount of \$ \_\_\_\_ to cover the necessary fee is included.

☒ Please charge the above fees to a credit card as authorized by EFS-Web.

☒ The U.S. Patent and Trademark Office is hereby authorized to charge payment of the following fees associated with this communication or credit any overpayment to Deposit Account No. **50-2929**:

☒ Any additional issue fees required under 37 C.F.R. 1.18.

☒ Any patent application processing fees under 37 C.F.R. 1.17, including any required extension of time fees in any concurrent or future reply requiring a petition for extension of time for its timely submission (37 CFR 1.136)(a)(3).

Respectfully submitted,

Date: October 11, 2011

Abraham Hershkovitz, Registration No. 45,294

P2921569.A05; AH/bjb



# UNITED STATES PATENT AND TRADEMARK OFFICE

UNITED STATES DEPARTMENT OF COMMERCE  
United States Patent and Trademark Office  
Address: COMMISSIONER FOR PATENTS  
P.O. Box 1450  
Alexandria, Virginia 22313-1450  
[www.uspto.gov](http://www.uspto.gov)

APPLICATION NO.	ISSUE DATE	PATENT NO.	ATTORNEY DOCKET NO.	CONFIRMATION NO.
11/686,993	11/22/2011	8064935	P2921569	7384

40401 7590 11/02/2011  
HersHKovitz & Associates, LLC  
2845 Duke Street  
Alexandria, VA 22314

## ISSUE NOTIFICATION

The projected patent number and issue date are specified above.

### **Determination of Patent Term Adjustment under 35 U.S.C. 154 (b)** (application filed on or after May 29, 2000)

The Patent Term Adjustment is 911 day(s). Any patent to issue from the above-identified application will include an indication of the adjustment on the front page.

If a Continued Prosecution Application (CPA) was filed in the above-identified application, the filing date that determines Patent Term Adjustment is the filing date of the most recent CPA.

Applicant will be able to obtain more detailed information by accessing the Patent Application Information Retrieval (PAIR) WEB site (<http://pair.uspto.gov>).

Any questions regarding the Patent Term Extension or Adjustment determination should be directed to the Office of Patent Legal Administration at (571)-272-7702. Questions relating to issue and publication fee payments should be directed to the Application Assistance Unit (AAU) of the Office of Data Management (ODM) at (571)-272-4200.

APPLICANT(s) (Please see PAIR WEB site <http://pair.uspto.gov> for additional applicants):

Charles G. SHAMOON, Little Elm, TX;  
Deborah H. SHAMOON, Little Elm, TX;  
Franklin Eugene NEAL, Ashland, KY;  
Michael FEHNEL, Fuquay-Varina, NC;

Doc Code: PET.POA.WDRW

Document Description: Petition to withdraw attorney or agent (5883)

PTO/SB/83 (04-13)

Approved for use through 11/30/2014. OMB 0651-0035

U.S. Patent and Trademark Office, U.S. DEPARTMENT OF COMMERCE

Under the Paperwork Reduction Act of 1995, no persons are required to respond to a collection of information unless it displays a valid OMB control number.

**REQUEST FOR WITHDRAWAL  
AS ATTORNEY OR AGENT AND  
CHANGE OF  
CORRESPONDENCE ADDRESS**

Application Number	11686993
Filing Date	2007-03-16
First Named Inventor	Charles G. Shamoon
Art Unit	2617
Examiner Name	Xiang Zhang
Practitioner Docket Number	P2921569

To: Commissioner for Patents  
P.O. Box 1450  
Alexandria, VA 22313-1450

Please withdraw me as attorney or agent for the above-identified patent application, and

- ☐ all the practitioners of record;
- ☐ the practitioners (with registration numbers) of record listed on the attached paper(s); or
- ☒ the practitioners of record associated with Customer Number: 40401

NOTE: The immediately preceding box should only be marked when the practitioners were appointed using the listed Customer Number.

The reason(s) for this request are those described in 37 CFR:

- |   |                                       |  |
|---|---------------------------------------|--|
| <input type="checkbox"/> 11.116(a)(1)                       | <input type="checkbox"/> 11.116(a)(2) | <input type="checkbox"/> 11.116(a)(3)            |
| <input type="checkbox"/> 11.116(b)(1)                       | <input type="checkbox"/> 11.116(b)(2) | <input type="checkbox"/> 11.116(b)(3)            |
| <input type="checkbox"/> 11.116(b)(4)                       | <input type="checkbox"/> 11.116(b)(5) | <input checked="" type="checkbox"/> 11.116(b)(6) |
| <input type="checkbox"/> 11.116(b)(7) Please explain below: |                                       |  |

**Certifications**

Check each box below that is factually correct. WARNING: If a box is left unchecked, the request will likely not be approved.

- ☒ I/We have given reasonable notice to the client, prior to the expiration of the response period, that the practitioner(s) intend to withdraw from employment.
- ☒ I/We have delivered to the client or a duly authorized representative of the client all papers and property (including funds) to which the client is entitled.
- ☒ I/We have notified the client of any responses that may be due and the time frame within which the client must respond.

Please provide an explanation, if necessary:


[Page 1 of 2]

This collection of information is required by 37 CFR 1.36. The information is required to obtain or retain a benefit by the public which is to file (and by the USPTO to process) an application. Confidentiality is governed by 35 U.S.C. 122 and 37 CFR 1.11 and 1.14. This collection is estimated to take 12 minutes to complete, including gathering, preparing, and submitting the completed application form to the USPTO. Time will vary depending upon the individual case. Any comments on the amount of time you require to complete this form and/or suggestions for reducing this burden, should be sent to the Chief Information Officer, U.S. Patent and Trademark Office, U.S. Department of Commerce, P.O. Box 1450, Alexandria, VA 22313-1450. DO NOT SEND FEES OR COMPLETED FORMS TO THIS ADDRESS. SEND TO: Commissioner for Patents, P.O. Box 1450, Alexandria, VA 22313-1450.

If you need assistance in completing the form, call 1-800-PTO-9199 and select option 2.



Under the Paperwork Reduction Act of 1995, no persons are required to respond to a collection of information unless it displays a valid OMB control number.

REQUEST FOR WITHDRAWAL AS ATTORNEY OR AGENT AND CHANGE OF CORRESPONDENCE ADDRESS			
Complete the following section only when the correspondence address will change. Changes of address will only be accepted to the first named inventor or an assignee that has properly made itself of record pursuant to 37 CFR 3.71.			
Change the correspondence address and direct all future correspondence to:			
A. <input type="checkbox"/> The address of the first named inventor or assignee associated with Customer Number: .....			
OR			
B. <input checked="" type="checkbox"/> First Named Inventor or Assignee Name			
Address 2436 Tisbury Way			
City Little Elm	State TX	Zip 75068	Country US
Telephone		Email cshamoon@grandecom.net	
I am authorized to sign on behalf of myself and all withdrawing practitioners.			
Signature 			
Name Abraham HersHKovitz		Registration No. 45,294	
Address 2845 Duke Street			
City Alexandria	State VA	Zip 22314	Country US
Date 2014-09-24		Telephone No. 2026386666	
NOTE: Withdrawal is effective when approved rather than when received.			

[Page 2 of 2]

This collection of information is required by 37 CFR 1.36. The information is required to obtain or retain a benefit by the public which is to file (and by the USPTO to process) an application. Confidentiality is governed by 35 U.S.C. 122 and 37 CFR 1.11 and 1.14. This collection is estimated to take 12 minutes to complete, including gathering, preparing, and submitting the completed application form to the USPTO. Time will vary depending upon the individual case. Any comments on the amount of time you require to complete this form and/or suggestions for reducing this burden, should be sent to the Chief Information Officer, U.S. Patent and Trademark Office, U.S. Department of Commerce, P.O. Box 1450, Alexandria, VA 22313-1450. DO NOT SEND FEES OR COMPLETED FORMS TO THIS ADDRESS. SEND TO: Commissioner for Patents, P.O. Box 1450, Alexandria, VA 22313-1450.

If you need assistance in completing the form, call 1-800-PTO-9199 and select option 2.


## Electronic Acknowledgement Receipt

<b>EFS ID:</b>	20232175
<b>Application Number:</b>	11686993
<b>International Application Number:</b>	
<b>Confirmation Number:</b>	7384
<b>Title of Invention:</b>	UBIQUITOUS CONNECTIVITY AND CONTROL SYSTEM FOR REMOTE LOCATIONS
<b>First Named Inventor/Applicant Name:</b>	Charles G. SHAMOON
<b>Customer Number:</b>	40401
<b>Filer:</b>	Abraham HersHKovitz/Dinh Nguyen
<b>Filer Authorized By:</b>	Abraham HersHKovitz
<b>Attorney Docket Number:</b>	P2921569
<b>Receipt Date:</b>	25-SEP-2014
<b>Filing Date:</b>	16-MAR-2007
<b>Time Stamp:</b>	07:34:39
<b>Application Type:</b>	Utility under 35 USC 111(a)

### Payment information:

Submitted with Payment		no			
File Listing:					
Document Number	Document Description	File Name	File Size(Bytes)/ Message Digest	Multi Part /.zip	Pages (if appl.)
1		p2921569_20140924081634.pdf	181387	yes	3
			88ee89c7514dce1becafef77a32b9ca5f1969654		

	Multipart Description/PDF files in .zip description		
	Document Description	Start	End
	Transmittal Letter	1	1
	Petition to withdraw attorney or agent (SB83)	2	3
Warnings:			
Information:			
Total Files Size (in bytes):		181387	
<p>This Acknowledgement Receipt evidences receipt on the noted date by the USPTO of the indicated documents, characterized by the applicant, and including page counts, where applicable. It serves as evidence of receipt similar to a Post Card, as described in MPEP 503.</p> <p><b><u>New Applications Under 35 U.S.C. 111</u></b> If a new application is being filed and the application includes the necessary components for a filing date (see 37 CFR 1.53(b)-(d) and MPEP 506), a Filing Receipt (37 CFR 1.54) will be issued in due course and the date shown on this Acknowledgement Receipt will establish the filing date of the application.</p> <p><b><u>National Stage of an International Application under 35 U.S.C. 371</u></b> If a timely submission to enter the national stage of an international application is compliant with the conditions of 35 U.S.C. 371 and other applicable requirements a Form PCT/DO/EO/903 indicating acceptance of the application as a national stage submission under 35 U.S.C. 371 will be issued in addition to the Filing Receipt, in due course.</p> <p><b><u>New International Application Filed with the USPTO as a Receiving Office</u></b> If a new international application is being filed and the international application includes the necessary components for an international filing date (see PCT Article 11 and MPEP 1810), a Notification of the International Application Number and of the International Filing Date (Form PCT/RO/105) will be issued in due course, subject to prescriptions concerning national security, and the date shown on this Acknowledgement Receipt will establish the international filing date of the application.</p>			



# HERSHKOVITZ & ASSOCIATES, PLLC

PATENT AGENCY

2845 DUKE STREET, ALEXANDRIA, VA 22314

TEL. 703-370-4800 ~ FACSIMILE 703-370-4809

patent@hershkovitz.net ~ www.hershkovitz.net

Applicant: Charles E. Shamoon et al.

Examiner: Xiang ZHANG

Appl. No.: 11/686,993

Group Art Unit: 2617

Appl. Filed: March 16, 2007

Confirmation No.: 7384

For: UBIQUITOUS CONNECTIVITY AND CONTROL SYSTEM FOR REMOTE LOCATIONS

Commissioner for Patents  
P.O. Box 1450  
Alexandria, Virginia 22313-1450

Honorable Commissioner:

Transmitted herewith: **REQUEST FOR WITHDRAWAL AS ATTORNEY OR AGENT AND CHANGE OF CORRESPONDENCE ADDRESS** in connection with the above-captioned matter.

The fee has been calculated as shown below:

Claims After Amendment	No. of Claims Previously Paid	Present Extra	Small Entity		Large Entity	
			Rate	Fee	Rate	Fee
*Total Claims:	0	0	x 40=	\$	x 80=	\$
**Indep. Claims:	0	0	x210=	\$	x420=	\$
Total:				\$	Total:	\$

☐ Fee Payment made through EFS.

☐ Payment is made herewith by Credit Card (see attached Form PTO-2038).

☐ The Director is hereby authorized to charge all fees, including those under 37 CFR §§1.16 and 1.17, which are required for entry of the papers submitted herewith, and any fees which may be required to maintain pendency of this application, to Deposit Account No. 50-2929.

☐ The Director is hereby authorized to charge all fees under 37 CFR § 1.18 which may be required to complete issuance of this application to Deposit Account No. 50-2929.

Respectfully submitted,

Abe HersHKovitz  
Abraham HersHKovitz  
Registration No. 45,294

Date: September 24, 2014

P2921569.A06; AH/DXN/dj

AO 120 (Rev. 08/10)

<b>TO:</b> <b>Mail Stop 8</b> <b>Director of the U.S. Patent and Trademark Office</b> <b>P.O. Box 1450</b> <b>Alexandria, VA 22313-1450</b>	<b>REPORT ON THE</b> <b>FILING OR DETERMINATION OF AN</b> <b>ACTION REGARDING A PATENT OR</b> <b>TRADEMARK</b>
---	---

In Compliance with 35 U.S.C. § 290 and/or 15 U.S.C. § 1116 you are hereby advised that a court action has been filed in the U.S. District Court Eastern District of Texas- Tyler Division on the following

☐ Trademarks or ☒ Patents. ( ☐ the patent action involves 35 U.S.C. § 292.);

DOCKET NO. 6:17-cv-00433	DATE FILED 7/27/2017	U.S. DISTRICT COURT Eastern District of Texas- Tyler Division
PLAINTIFF Ubiquitous Connectivity, LP		DEFENDANT TXU Energy Retail Company, LLC
PATENT OR TRADEMARK NO.	DATE OF PATENT OR TRADEMARK	HOLDER OF PATENT OR TRADEMARK
1 8,064,935	11/22/2011	Ubiquitous Connectivity, LP
2 9,602,655	3/21/2017	Ubiquitous Connectivity, LP
3		
4		
5		

In the above—entitled case, the following patent(s)/ trademark(s) have been included:

DATE INCLUDED	INCLUDED BY <input type="checkbox"/> Amendment <input type="checkbox"/> Answer <input type="checkbox"/> Cross Bill <input type="checkbox"/> Other Pleading	
PATENT OR TRADEMARK NO.	DATE OF PATENT OR TRADEMARK	HOLDER OF PATENT OR TRADEMARK
1		
2		
3		
4		
5		

In the above—entitled case, the following decision has been rendered or judgement issued:

DECISION/JUDGEMENT		
CLERK	(BY) DEPUTY CLERK	DATE

Copy 1—Upon initiation of action, mail this copy to Director    Copy 3—Upon termination of action, mail this copy to Director  
 Copy 2—Upon filing document adding patent(s), mail this copy to Director    Copy 4—Case file copy

AO 120 (Rev. 08/10)

<b>TO:</b> <b>Mail Stop 8</b> <b>Director of the U.S. Patent and Trademark Office</b> <b>P.O. Box 1450</b> <b>Alexandria, VA 22313-1450</b>	<b>REPORT ON THE</b> <b>FILING OR DETERMINATION OF AN</b> <b>ACTION REGARDING A PATENT OR</b> <b>TRADEMARK</b>
---	---

In Compliance with 35 U.S.C. § 290 and/or 15 U.S.C. § 1116 you are hereby advised that a court action has been filed in the U.S. District Court Eastern District of Texas- Tyler Division on the following

☐ Trademarks or ☒ Patents. ( ☐ the patent action involves 35 U.S.C. § 292.);

DOCKET NO. 6:17-cv-00433	DATE FILED 7/27/2017	U.S. DISTRICT COURT Eastern District of Texas- Tyler Division
PLAINTIFF Ubiquitous Connectivity, LP		DEFENDANT TXU Energy Retail Company, LLC
PATENT OR TRADEMARK NO.	DATE OF PATENT OR TRADEMARK	HOLDER OF PATENT OR TRADEMARK
1 8,064,935	11/22/2011	Ubiquitous Connectivity, LP
2 9,602,655	3/21/2017	Ubiquitous Connectivity, LP
3		
4		
5		

In the above—entitled case, the following patent(s)/ trademark(s) have been included:

DATE INCLUDED	INCLUDED BY <input type="checkbox"/> Amendment <input type="checkbox"/> Answer <input type="checkbox"/> Cross Bill <input type="checkbox"/> Other Pleading	
PATENT OR TRADEMARK NO.	DATE OF PATENT OR TRADEMARK	HOLDER OF PATENT OR TRADEMARK
1		
2		
3		
4		
5		

In the above—entitled case, the following decision has been rendered or judgement issued:

DECISION/JUDGEMENT		
CLERK	(BY) DEPUTY CLERK	DATE

Copy 1—Upon initiation of action, mail this copy to Director    Copy 3—Upon termination of action, mail this copy to Director  
Copy 2—Upon filing document adding patent(s), mail this copy to Director    Copy 4—Case file copy

AO 120 (Rev. 08/10)

<b>TO:</b> <b>Mail Stop 8</b> <b>Director of the U.S. Patent and Trademark Office</b> <b>P.O. Box 1450</b> <b>Alexandria, VA 22313-1450</b>	<b>REPORT ON THE</b> <b>FILING OR DETERMINATION OF AN</b> <b>ACTION REGARDING A PATENT OR</b> <b>TRADEMARK</b>
---	---

In Compliance with 35 U.S.C. § 290 and/or 15 U.S.C. § 1116 you are hereby advised that a court action has been  
filed in the U.S. District Court Northern District of Oklahoma on the following

☐ Trademarks or ☒ Patents. ( ☐ the patent action involves 35 U.S.C. § 292.);

DOCKET NO. 18-cv-368-JED-FHM	DATE FILED 7/17/2018	U.S. DISTRICT COURT Northern District of Oklahoma
PLAINTIFF Ubiquitous Connectivity, LP		DEFENDANT Central Security Group - Nationwide, Inc.
PATENT OR TRADEMARK NO.	DATE OF PATENT OR TRADEMARK	HOLDER OF PATENT OR TRADEMARK
1 US 8,064,935		Ubiquitous Connectivity, LP
2 US 9,602,655		Ubiquitous Connectivity, LP
3		
4		
5		

In the above—entitled case, the following patent(s)/ trademark(s) have been included:

DATE INCLUDED	INCLUDED BY <input type="checkbox"/> Amendment <input type="checkbox"/> Answer <input type="checkbox"/> Cross Bill <input type="checkbox"/> Other Pleading	
PATENT OR TRADEMARK NO.	DATE OF PATENT OR TRADEMARK	HOLDER OF PATENT OR TRADEMARK
1		
2		
3		
4		
5		

In the above—entitled case, the following decision has been rendered or judgement issued:

DECISION/JUDGEMENT		
CLERK Mark C. McCartt	(BY) DEPUTY CLERK	DATE

Copy 1—Upon initiation of action, mail this copy to Director    Copy 3—Upon termination of action, mail this copy to Director  
Copy 2—Upon filing document adding patent(s), mail this copy to Director    Copy 4—Case file copy

<b>TO:</b> <b>Mail Stop 8</b> <b>Director of the U.S. Patent and Trademark Office</b> <b>P.O. Box 1450</b> <b>Alexandria, VA 22313-1450</b>	<b>REPORT ON THE</b> <b>FILING OR DETERMINATION OF AN</b> <b>ACTION REGARDING A PATENT OR</b> <b>TRADEMARK</b>
---	---

In Compliance with 35 U.S.C. § 290 and/or 15 U.S.C. § 1116 you are hereby advised that a court action has been filed in the U.S. District Court Western District of Texas - San Antonio on the following

☐ Trademarks or ☒ Patents. ( ☐ the patent action involves 35 U.S.C. § 292.);

DOCKET NO. 5:18cv718	DATE FILED 7/12/2018	U.S. DISTRICT COURT Western District of Texas - San Antonio
PLAINTIFF UBIQUITOUS CONNECTIVITY, LP		DEFENDANT CITY OF SAN ANTONIO by and through its agent, CITY PUBLIC SERVICE BOARD OF SAN ANTONIO d/b/a CPS ENERGY
PATENT OR TRADEMARK NO.	DATE OF PATENT OR TRADEMARK	HOLDER OF PATENT OR TRADEMARK
1 <u>see attached c</u>		
2 <u>8064935</u>		
3 <u>9602655</u>		
4		
5		

In the above—entitled case, the following patent(s)/ trademark(s) have been included:

DATE INCLUDED	INCLUDED BY <input type="checkbox"/> Amendment <input type="checkbox"/> Answer <input type="checkbox"/> Cross Bill <input type="checkbox"/> Other Pleading		
PATENT OR TRADEMARK NO.	DATE OF PATENT OR TRADEMARK	HOLDER OF PATENT OR TRADEMARK	
1			
2			
3			
4			
5			

In the above—entitled case, the following decision has been rendered or judgement issued:

DECISION/JUDGEMENT
--------------------

CLERK Jeannette J. Clack	(BY) DEPUTY CLERK  Amy Jackson	DATE 7/12/2018
-----------------------------	--	-------------------

Copy 1—Upon initiation of action, mail this copy to Director Copy 3—Upon termination of action, mail this copy to Director  
Copy 2—Upon filing document adding patent(s), mail this copy to Director Copy 4—Case file copy



### "FEE ADDRESS" INDICATION FORM

**Address to:**  
**Mail Stop M Correspondence**  
**Commissioner for Patents**  
**P.O. Box 1450**  
**Alexandria, VA 22313-1450**

**Fax to:**  
**571-273-6500**

- OR -

**INSTRUCTIONS:** The issue fee must have been paid for application(s) listed on this form. In addition, only an address represented by a Customer Number can be established as the fee address for maintenance fee purposes (hereafter, fee address). A fee address should be established when correspondence related to maintenance fees should be mailed to a different address than the correspondence address for the application. **When to check the first box below:** If you have a Customer Number to represent the fee address. **When to check the second box below:** If you have no Customer Number representing the desired fee address, in which case a completed Request for Customer Number (PTO/SB/125) must be attached to this form. For more information on Customer Numbers, see the Manual of Patent Examining Procedure (MPEP) § 403.

For the following listed application(s), please recognize as the "Fee Address" under the provisions of 37 CFR 1.363 the address associated with:

☒ Customer Number: **24112**

OR

☐ The attached Request for Customer Number (PTO/SB/125) form.

PATENT NUMBER (if known)	APPLICATION NUMBER
8,064,935	11/686,993

Completed by (check one):

☐ Applicant/Inventor

☐ Attorney or Agent of record \_\_\_\_\_  
(Reg. No.)

☐ Assignee of record of the entire interest. See 37 CFR 3.71.  
Statement under 37 CFR 3.73(b) is enclosed.  
(Form PTO/SB/96)

☒ Assignee recorded at Reel 028125 Frame 0418  
028125 0242

  
Signature

Charles Shamoon

Typed or printed name  
UBIQUITOUS CONNECTIVITY, LP  
214-491-7247

Requester's telephone number

10/2/18  
Date

NOTE: Signatures of all the inventors or assignees of record of the entire interest or their representative(s) are required. Submit multiple forms if more than one signature is required, see below.

☒ \* Total of 1 forms are submitted.

This collection of information is required by 37 CFR 1.363. The information is required to obtain or retain a benefit by the public which is to file (and by the USPTO to process) an application. Confidentiality is governed by 35 U.S.C. 122 and 37 CFR 1.11 and 1.14. This collection is estimated to take 5 minutes to complete, including gathering, preparing, and submitting the completed application form to the USPTO. Time will vary depending upon the individual case. Any comments on the amount of time you require to complete this form and/or suggestions for reducing this burden, should be sent to the Chief Information Officer, U.S. Patent and Trademark Office, U.S. Department of Commerce, P.O. Box 1450, Alexandria, VA 22313-1450. DO NOT SEND COMPLETE D FORMS TO THIS ADDRESS. SEND TO: Mail Stop M Correspondence, Commissioner for Patents, P.O. Box 1450, Alexandria, VA 22313-1450.

If you need assistance in completing the form, call 1-800-PTO-9199 and select option 2.

Electronic Acknowledgement Receipt	
<b>EFS ID:</b>	33952558
<b>Application Number:</b>	11686993
<b>International Application Number:</b>	
<b>Confirmation Number:</b>	7384
<b>Title of Invention:</b>	UBIQUITOUS CONNECTIVITY AND CONTROL SYSTEM FOR REMOTE LOCATIONS
<b>First Named Inventor/Applicant Name:</b>	Charles G. SHAMOON
<b>Customer Number:</b>	40401
<b>Filer:</b>	Stephen A. Herrera/Kristi Dunshee
<b>Filer Authorized By:</b>	Stephen A. Herrera
<b>Attorney Docket Number:</b>	P2921569
<b>Receipt Date:</b>	09-OCT-2018
<b>Filing Date:</b>	16-MAR-2007
<b>Time Stamp:</b>	12:32:27
<b>Application Type:</b>	Utility under 35 USC 111(a)

**Payment information:**

Submitted with Payment		no			
<b>File Listing:</b>					
Document Number	Document Description	File Name	File Size(Bytes)/ Message Digest	Multi Part /.zip	Pages (if appl.)
1	Maintenance Fee Address Change	8064935.pdf	649488	no	1
			719eb5d154691c9a8c5d8ee92791bc4f3b16a94ac		
<b>Warnings:</b>					

<b>Information:</b>	
<b>Total Files Size (in bytes):</b>	649488
<p>This Acknowledgement Receipt evidences receipt on the noted date by the USPTO of the indicated documents, characterized by the applicant, and including page counts, where applicable. It serves as evidence of receipt similar to a Post Card, as described in MPEP 503.</p> <p><b><u>New Applications Under 35 U.S.C. 111</u></b>  If a new application is being filed and the application includes the necessary components for a filing date (see 37 CFR 1.53(b)-(d) and MPEP 506), a Filing Receipt (37 CFR 1.54) will be issued in due course and the date shown on this Acknowledgement Receipt will establish the filing date of the application.</p> <p><b><u>National Stage of an International Application under 35 U.S.C. 371</u></b>  If a timely submission to enter the national stage of an international application is compliant with the conditions of 35 U.S.C. 371 and other applicable requirements a Form PCT/DO/EO/903 indicating acceptance of the application as a national stage submission under 35 U.S.C. 371 will be issued in addition to the Filing Receipt, in due course.</p> <p><b><u>New International Application Filed with the USPTO as a Receiving Office</u></b>  If a new international application is being filed and the international application includes the necessary components for an international filing date (see PCT Article 11 and MPEP 1810), a Notification of the International Application Number and of the International Filing Date (Form PCT/RO/105) will be issued in due course, subject to prescriptions concerning national security, and the date shown on this Acknowledgement Receipt will establish the international filing date of the application.</p>	