

UNITED STATES PATENT AND TRADEMARK OFFICE

BEFORE THE PATENT TRIAL AND APPEAL BOARD

RESIDEO TECHNOLOGIES, INC. and
CENTRAL SECURITY GROUP – NATIONWIDE, INC.,¹
Petitioners

v.

UBIQUITOUS CONNECTIVITY, LP,
Patent Owner.

Case: IPR2019-01335 & IPR2019-01609

U.S. Patent No. 8,064,935

**PETITIONERS' DEMONSTRATIVE
EXHIBITS FOR ORAL ARGUMENT**

¹ Central Security Group – Nationwide, Inc., who filed a petition in IPR2019-01609, has been joined as a petitioner in this proceeding.

Pursuant to the Board's September 16, 2020 Order (Paper 32) Petitioners Resideo Technologies, Inc. and Central Security Group – Nationwide, Inc. (collectively, "Petitioners") submit the following demonstratives for use at the oral argument schedule for October 27, 2020.

October 22, 2020
Date

By /S. Benjamin Pleune/
S. Benjamin Pleune (Reg. No. 52,421)

Resideo Technologies, Inc. and Central Security
Group – Nationwide, Inc.,
Petitioners,
v.
Ubiquitous Connectivity, LP,
Patent Owner.

U.S. Patent 8,064,935 & 9,602,655
IPR2019-01335, 01336, 01609, 01610

Petitioners' Demonstratives
Under §42.70(b) for October 27, 2020 Oral Argument

Roadmap

1. Overview of the challenged patents
2. 935 Patent
 - a. Claims 1, 2, 7, 8, 10, 11, 13, 15, 17 and 19 are disclosed
 - b. Bi-directional Messages
 - c. “microcontroller” – Claims 3, 14, 18, 21
 - d. Wireless/non-wireless Connections – Claim 12
 - e. “custom programmability” – Claims 4-6, 16
 - f. “graphic icons” – Claim 9
 - g. “status message” – Claims 20, 22
3. 655 Patent
 - a. “geo-fence” – Claim 1
 - b. “energy conservation mode” – Claims 2, 9, 11
 - c. “subordinate” – Claim 24

Roadmap

1. Overview of the challenged patents

2. 935 Patent

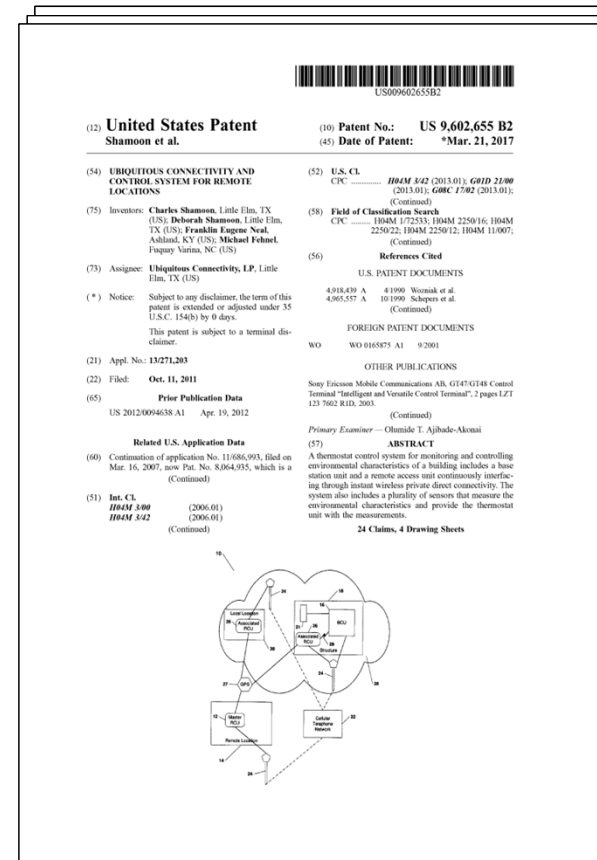
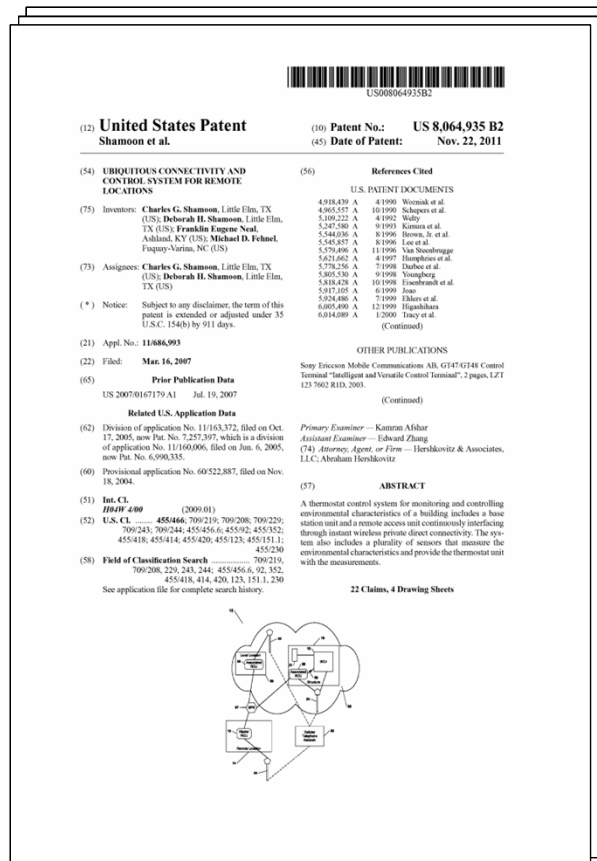
- a. Claims 1, 2, 7, 8, 10, 11, 13, 15, 17 and 19 are disclosed
- b. Bi-directional Messages
- c. “microcontroller” – Claims 3, 14, 18, 21
- d. Wireless/non-wireless Connections – Claim 12
- e. “custom programmability” – Claims 4-6, 16
- f. “graphic icons” – Claim 9
- g. “status message” – Claims 20, 22

3. 655 Patent

- a. “geo-fence” – Claim 1
- b. “energy conservation mode” – Claims 2, 9, 11
- c. “subordinate” – Claim 24

The 935 and 655 Patents

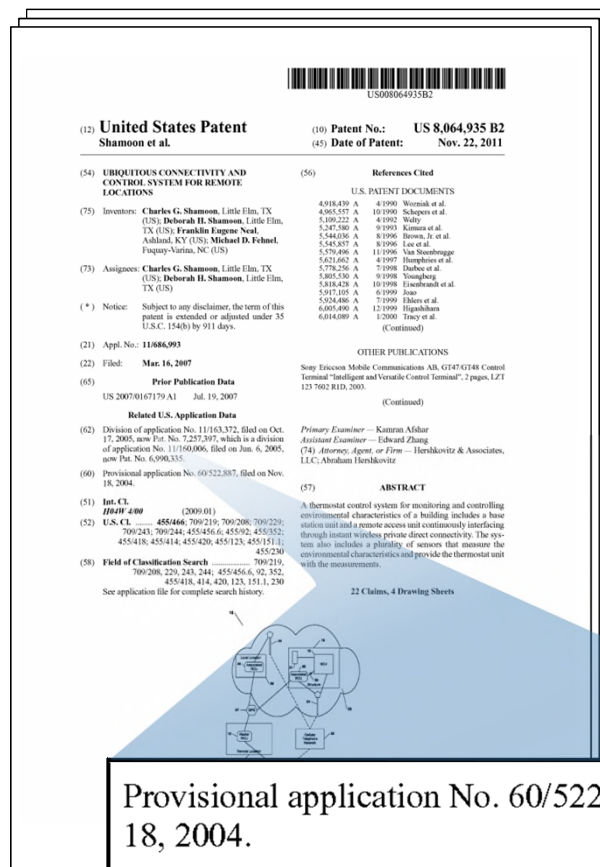
The 935 and 655 Patents are related and share a common specification.



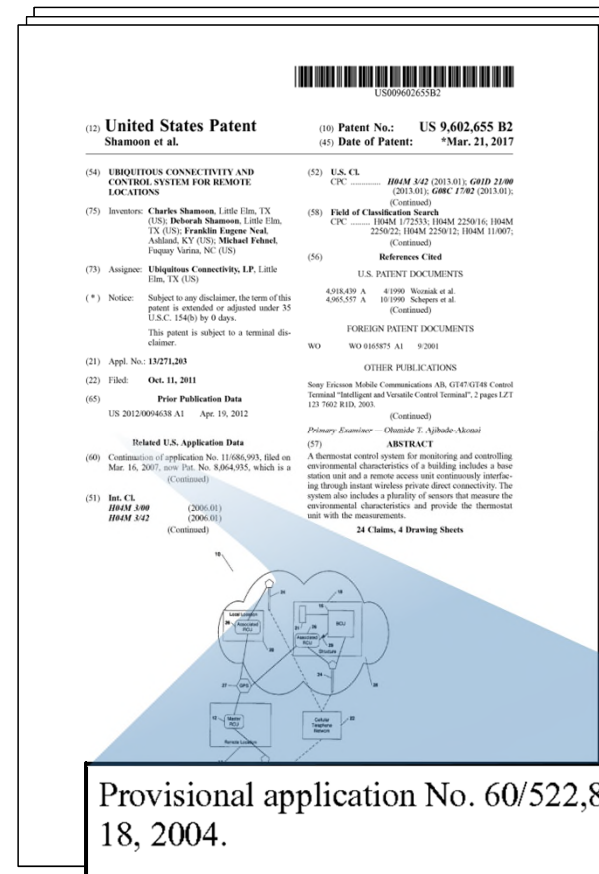
DEMONSTRATIVE EXHIBIT – NOT EVIDENCE

The 935 and 655 Patents

The 935 and 655 Patents claim priority to a provisional application filed November 18, 2004.



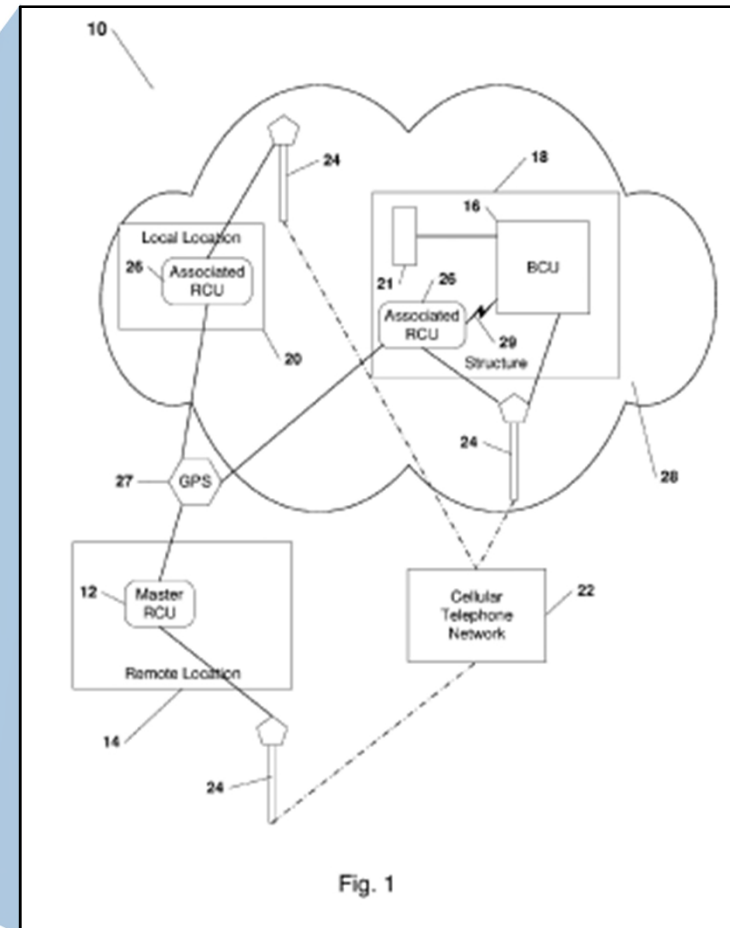
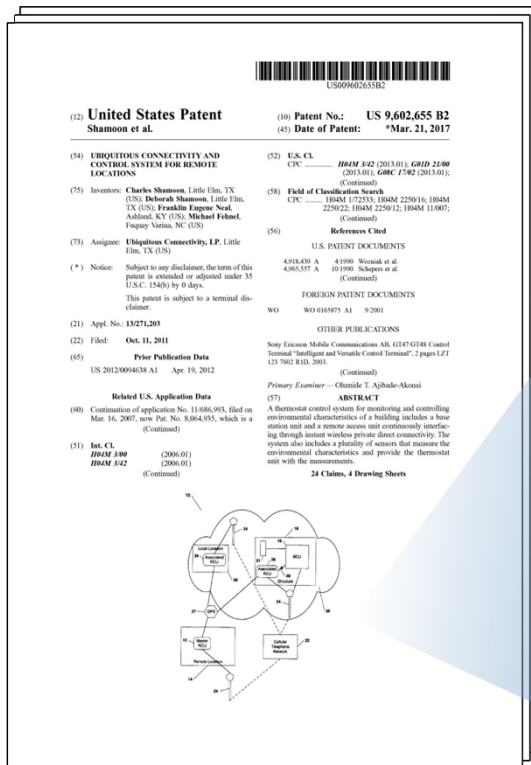
935 Paper 1[Petition] at 11.



655 Paper 1[Petition] at 13.

DEMONSTRATIVE EXHIBIT – NOT EVIDENCE

Overview of the Invention



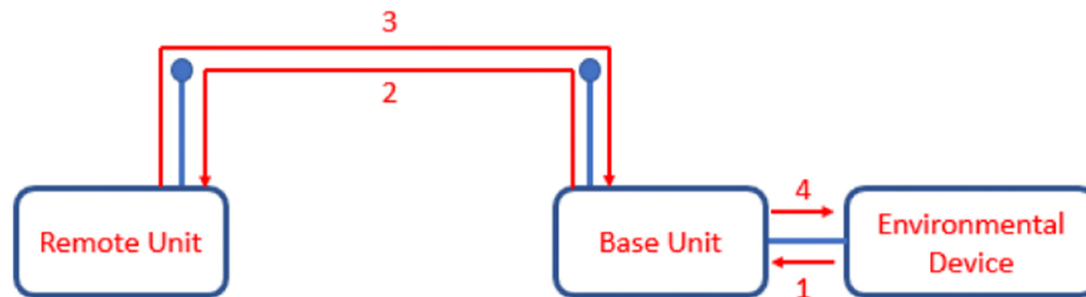
935 Paper 23[Patent Owner Response] at 2-3.

655 EX1001[655 Patent].

DEMONSTRATIVE EXHIBIT – NOT EVIDENCE

Overview of the Invention

Zatkovich declaration provided:



1. “an environmental device detecting a condition and communicating that condition to the base unit”
2. “base unit ‘communicates a second message to the remote unit through the cellular network’”
3. “remote unit . . . ‘directing the base unit to execute a command,’ which takes the form of a ‘third message from the remote unit to the base unit’”
4. “the ‘command is communicated from the base unit to an environmental device’”

935 EX1003[Jeffay Dec.] at ¶¶139-143.

935 EX1014[Zatkovich 101 Declaration] at 45-47.

Exemplary Claims

Independent Claim 1 of the 935 Patent

1. A wireless system comprising:
an environmental device;
a base unit operatively interfaced with the environmental device and configured to control an operation of the environmental device;
a remote unit having wireless connectivity and being configured to send and receive short message service (SMS) messages; and
a wireless module operatively interfaced with the base unit and configured to provide wireless connectivity between the base unit and the remote unit,
wherein the base unit is configured to send a first SMS message, including current environmental information, to the remote unit through the wireless module,
wherein the remote unit is configured to send a second SMS message, including a command for the environmental device, to the base unit through the wireless module, and
wherein the base unit is configured to receive the second SMS message, including the command, and to send the command to the environmental device to control the operation of the environmental device.

Exemplary Claims

Independent Claim 1 of the 935 Patent

1. A wireless system comprising:

an environmental device;

a base unit operatively interfaced with the environmental device and configured to control an operation of the environmental device;

a remote unit having wireless connectivity and being configured to send and receive short message service (SMS) messages; and

a wireless module operatively interfaced with the base unit and configured to provide wireless connectivity between the base unit and the remote unit,

wherein the base unit is configured to send a first SMS message, including current environmental information, to the remote unit through the wireless module,

wherein the remote unit is configured to send a second SMS message, including a command for the environmental device, to the base unit through the wireless module, and

wherein the base unit is configured to receive the second SMS message, including the command, and to send the command to the environmental device to control the operation of the environmental device.

Exemplary Claims

Independent Claim 1 of the 935 Patent

1. A wireless system comprising:
an environmental device;
a base unit operatively interfaced with the environmental device and configured to control an operation of the environmental device;
a remote unit having wireless connectivity and being configured to send and receive short message service (SMS) messages; and
a wireless module operatively interfaced with the base unit and configured to provide wireless connectivity between the base unit and the remote unit,
wherein the base unit is configured to send a first SMS message, including current environmental information, to the remote unit through the wireless module,
wherein the remote unit is configured to send a second SMS message, including a command for the environmental device, to the base unit through the wireless module, and
wherein the base unit is configured to receive the second SMS message, including the command, and to send the command to the environmental device to control the operation of the environmental device.

Exemplary Claims

Independent Claim 1 of the 935 Patent

1. A wireless system comprising:
an environmental device;
a base unit operatively interfaced with the environmental device and configured to control an operation of the environmental device;
a remote unit having wireless connectivity and being configured to send and receive short message service (SMS) messages; and
a wireless module operatively interfaced with the base unit and configured to provide wireless connectivity between the base unit and the remote unit,
wherein the base unit is configured to send a first SMS message, including current environmental information, to the remote unit through the wireless module,
wherein the remote unit is configured to send a second SMS message, including a command for the environmental device, to the base unit through the wireless module, and
wherein the base unit is configured to receive the second SMS message, including the command, and to send the command to the environmental device to control the operation of the environmental device.

Exemplary Claims

Independent Claim 1 of the 935 Patent

1. A wireless system comprising:
an environmental device;
a base unit operatively interfaced with the environmental device and configured to control an operation of the environmental device;
a remote unit having wireless connectivity and being configured to send and receive short message service (SMS) messages; and
a wireless module operatively interfaced with the base unit and configured to provide wireless connectivity between the base unit and the remote unit,
wherein the base unit is configured to send a first SMS message, including current environmental information, to the remote unit through the wireless module,
wherein the remote unit is configured to send a second SMS message, including a command for the environmental device, to the base unit through the wireless module, and
wherein the base unit is configured to receive the second SMS message, including the command, and to send the command to the environmental device to control the operation of the environmental device.

Exemplary Claims

Independent Claim 1 of the 935 Patent

1. A wireless system comprising:
an environmental device;
a base unit operatively interfaced with the environmental device and configured to control an operation of the environmental device;
a remote unit having wireless connectivity and being configured to send and receive short message service (SMS) messages; and
a wireless module operatively interfaced with the base unit and configured to provide wireless connectivity between the base unit and the remote unit,
wherein the base unit is configured to send a first SMS message, including current environmental information, to the remote unit through the wireless module,
wherein the remote unit is configured to send a second SMS message, including a command for the environmental device, to the base unit through the wireless module, and
wherein the base unit is configured to receive the second SMS message, including the command, and to send the command to the environmental device to control the operation of the environmental device.

Roadmap

1. Overview of the challenged patents
2. 935 Patent
 - a. Claims 1, 2, 7, 8, 10, 11, 13, 15, 17 and 19 are disclosed
 - b. Bi-directional Messages
 - c. “microcontroller” – Claims 3, 14, 18, 21
 - d. Wireless/non-wireless Connections – Claim 12
 - e. “custom programmability” – Claims 4-6, 16
 - f. “graphic icons” – Claim 9
 - g. “status message” – Claims 20, 22
3. 655 Patent
 - a. “geo-fence” – Claim 1
 - b. “energy conservation mode” – Claims 2, 9, 11
 - c. “subordinate” – Claim 24

Oinonen

1. A wireless system comprising:
an environmental device;
a base unit operatively interfaced with the environmental device and configured to control an operation of the environmental device;
a remote unit having wireless connectivity and being configured to send and receive short message service (SMS) messages; and
a wireless module operatively interfaced with the base unit and configured to provide wireless connectivity between the base unit and the remote unit,
wherein the base unit is configured to send a first SMS message, including current environmental information, to the remote unit through the wireless module,
wherein the remote unit is configured to send a second SMS message, including a command for the environmental device, to the base unit through the wireless module, and
wherein the base unit is configured to receive the second SMS message, including the command, and to send the command to the environmental device to control the operation of the environmental device.

Oinonen

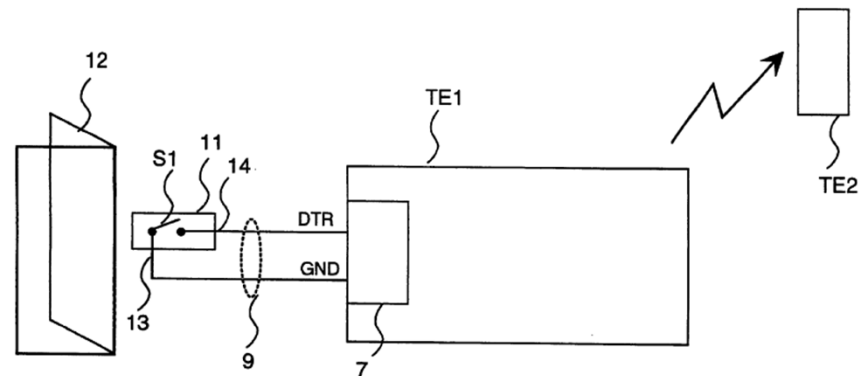


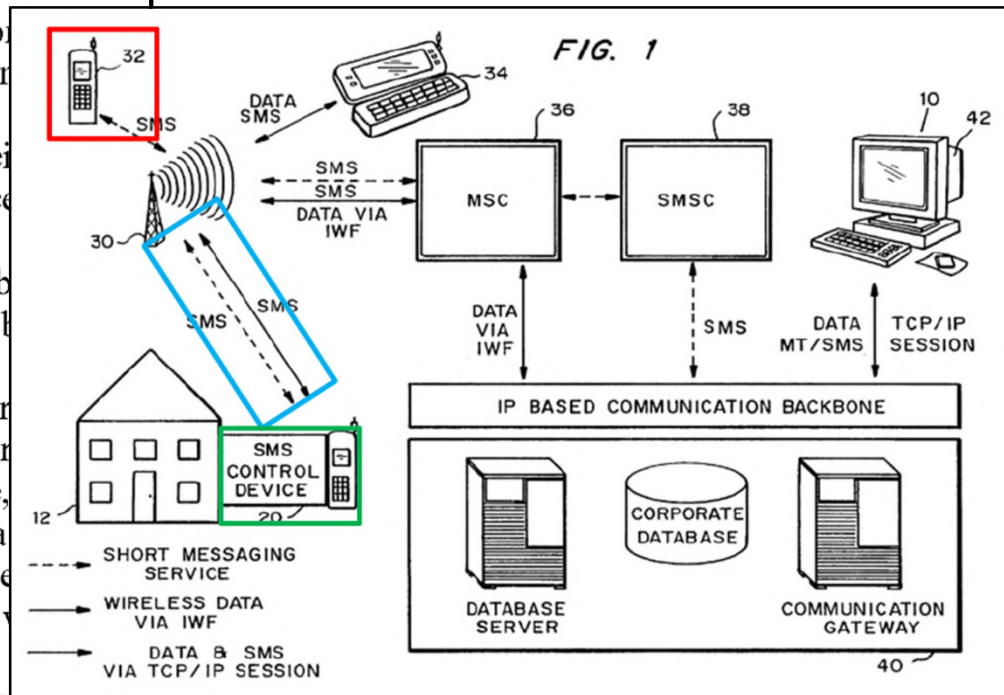
Fig. 4

935 Paper 1[Petition] at 17-18.

Whitley

1. A wireless system comprising:
 an environmental device;
 a base unit operatively interfaced with the environmental device and configured to control an operation of the environmental device;
 a remote unit having wireless connectivity and being configured to send and receive short message service messages; and
 a wireless module operatively interfaced with the base unit and configured to provide wireless connectivity between the base unit and the remote unit,
 wherein the base unit is configured to send a first message, including current environmental information, to the remote unit through the wireless module,
 wherein the remote unit is configured to send a second SMS message, including a command for the operation of the environmental device, to the base unit through the wireless module, and
 wherein the base unit is configured to receive the second SMS message, including the command, and to send the command to the environmental device to control the operation of the environmental device.

Whitley

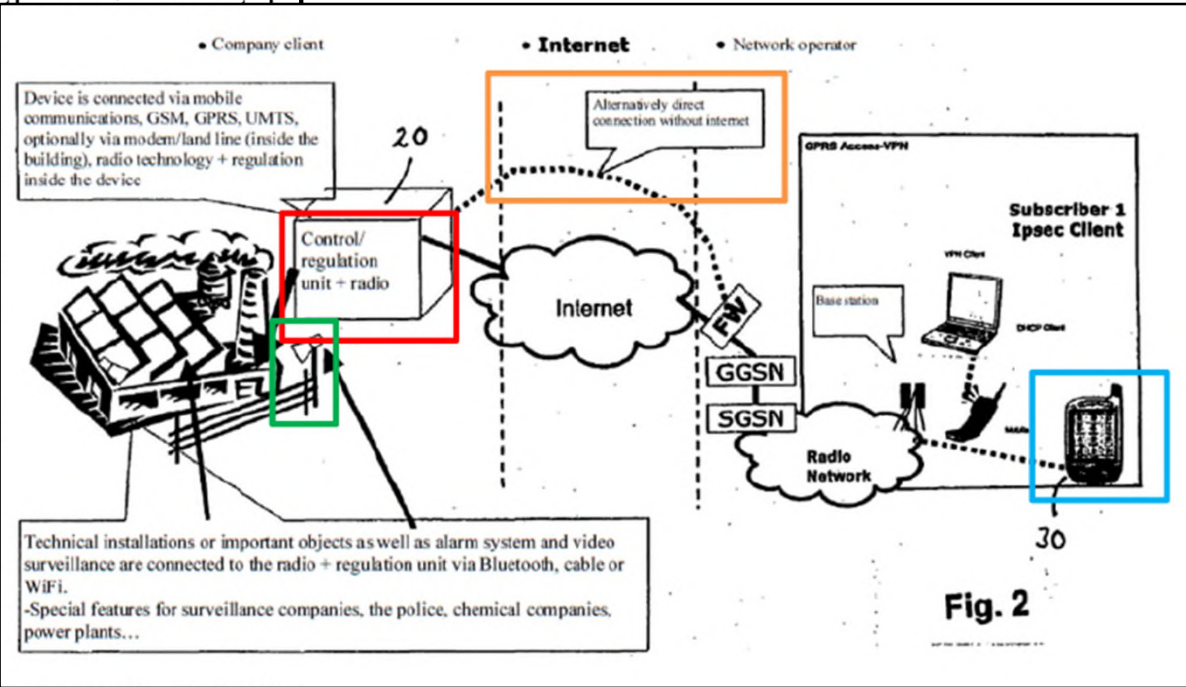


935 Paper 1[Petition] at 16.

Bielski

1. A wireless system comprising:
an environmental device;
a base unit operatively interfaced with the environmental device and configured to control the operation of the environmental device;
a remote unit having wireless connectivity with the base unit, configured to send and receive short messages;
a wireless module operatively interfaced with the base unit and configured to provide wireless communication between the base unit and the remote unit,
wherein the base unit is configured to send a short message, including current environmental data, to the remote unit through the wireless module;
wherein the remote unit is configured to send a short message, including a command to control the operation of the environmental device, to the base unit through the wireless module, and
wherein the base unit is configured to send a short message, including the command, and to send the command to the environmental device to control the operation of the environmental device.

Bielski



935 Paper 1[Petition] at 53.

Wu

Wu

1. A wireless system comprising:
an environmental device;
a base unit operatively interfaced with the environmental device and configured to control an operation of the environmental device;
a remote unit having wireless connectivity and being configured to send and receive short message service messages; and
a wireless module operatively interfaced with the base unit and configured to provide wireless connectivity between the base unit and the remote unit,
wherein the base unit is configured to send a first message, including current environmental information, to the remote unit through the wireless module,
wherein the remote unit is configured to send a second SMS message, including a command for the operation of the environmental device, to the base unit through the wireless module, and
wherein the base unit is configured to receive the second SMS message, including the command, and to send the command to the environmental device to control the operation of the environmental device.

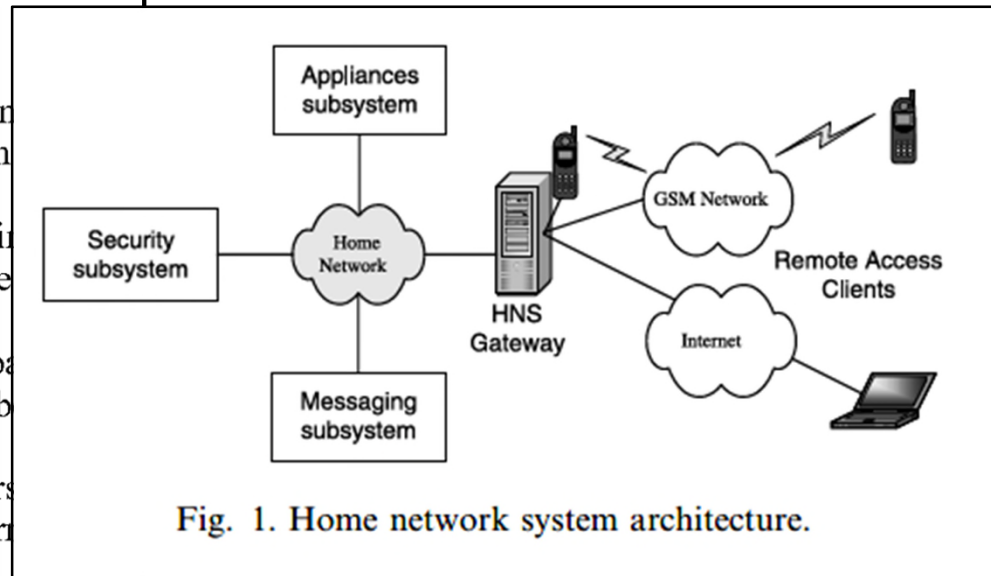
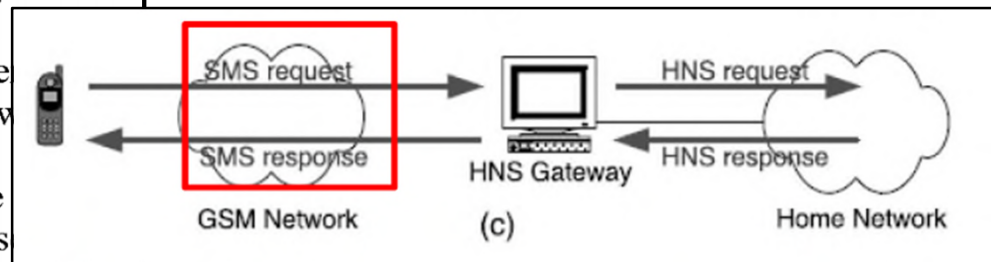


Fig. 1. Home network system architecture.



935 Paper 1[Petition] at 51, 55, 68.

Oinonen & Whitley

In his §101 Declaration, Mr. Zatkovich explained:

architecture to perform this integration. At the core of the network is a base control unit acting as a communications gateway between a remote unit and devices, to be monitored or controlled, in proximity to the base control unit. See '655 Patent at 1:22-26.

The two-way communication capability described herein is essential because it permits the user operating a remote unit to initiate commands to, and request status from, the monitored devices (at a remote location) through the user's cellular phone, as well as allowing monitored devices to alert the user to specific events in an unsolicited manner (i.e. an ability to provide on-demand status and commands triggered by event-driven notifications). See '655 Patent at 2:65-3:1; 9:15-19.

reflected severe shortcomings. For example, many users dislike automated phone systems and avoid their use when possible because they are unpleasant to use and can be difficult for some users to navigate. These concerns are dramatically magnified when the number of options presented to users are large; e.g., when a large number of devices are monitored at a location. Because a user typically lacks a predetermined identification of which monitored devices correspond to particular key selections, the user is forced to listen to many options at each call.

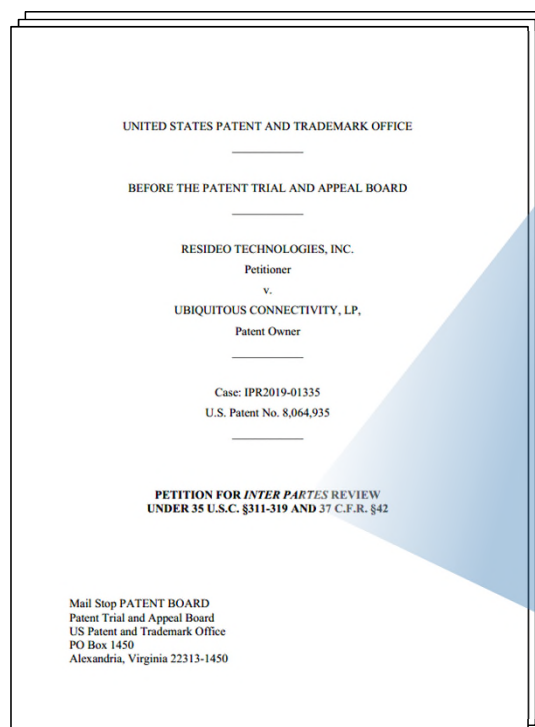
935 Paper
27[Petitioner Reply]
at 18.

935
EX1014[Zatkovich
101 Declaration] at
48, 83, 100.

demand, bi-directional communications including a command. Thus, again, the nature of an improved base unit facilitating these on-demand, bi-directional communications led me to conclude that claim 19 recites a particular implementation or technical solution for performing environmental monitoring and control of environmental devices rather than merely representing an abstract idea of environmental monitoring and control.

Oinonen & Whitley

Petitioners explained:



935 Paper 1[Petition] at 15.

1. Motivation to Combine

Oinonen discloses using a mobile device to monitor and/or control a device with SMS messages. Ex. 1003, ¶183. Oinonen discloses bidirectional communications between a user's device and a controlled device whereby the controlled device sends a status and, in response, the remote device sends a command to control the controlled device. Ex. 1016, 4:67-5:15; Ex. 1003, ¶184.

Oinonen, however, does not expressly articulate how its telecommunications device would be configured to monitor and/or control multiple devices. *Id.*

Oinonen & Whitley

Petitioners also explained:

UNITED STATES PATENT AND TRADEMARK OFFICE

BEFORE THE PATENT TRIAL AND APPEAL BOARD

RESIDEO TECHNOLOGIES, INC.
Petitioner
v.
UBIQUITOUS CONNECTIVITY, LP,
Patent Owner

Case: IPR2019-01335
U.S. Patent No. 8,064,935

PETITION FOR *INTER PARTES* REVIEW
UNDER 35 U.S.C. §311-319 AND 37 C.F.R. §42

Mail Stop PATENT BOARD
Patent Trial and Appeal Board
US Patent and Trademark Office
PO Box 1450
Alexandria, Virginia 22313-1450

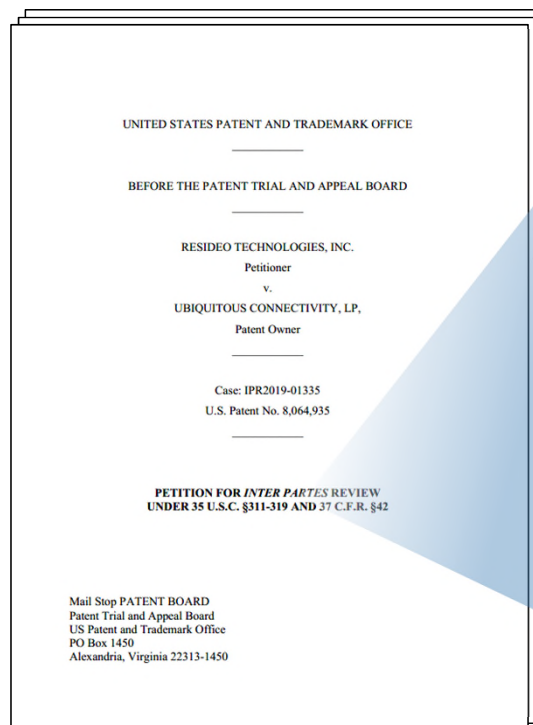
1023, 6:19-21; Ex. 1003, ¶187. Third, the POSITA would have been motivated to rely on Whitley because it allows for monitoring of activities over time, which allows the user to control devices *and* save energy. Ex. 1023, 7:2-6, 16:19-26; Ex.

935 Paper 1[Petition] at 16.

935 Paper 27[Petitioner Reply] at 18.

Bielski & Wu

Petitioners explained:

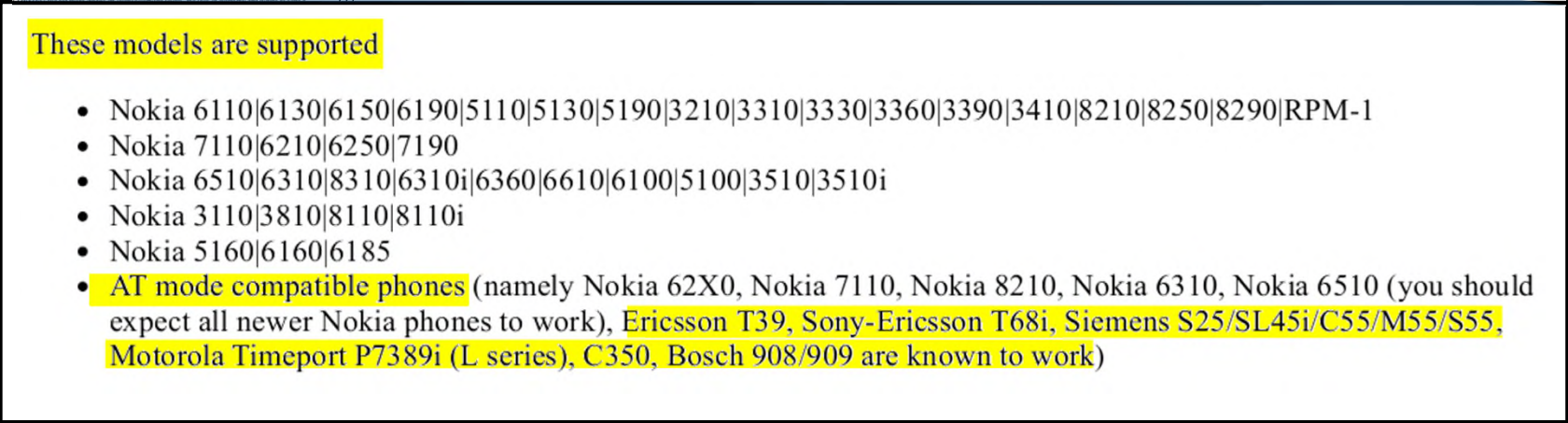


935 Paper 1[Petition] at 50.

Bielski discloses the use of SMS messages for communication between the base unit and remote unit, but does not further describe the details of the communications protocols. Ex. 1017, [0069]; Ex. 1003, ¶493. Bielski states that such protocols were standardized and known in the art. Ex. 1017, [0030]; Ex. 1003, ¶494. Thus, the POSITA would have been motivated to identify additional implementation details. *Id.*

Specifically, the POSITA would have looked to Wu, which discloses a home network system that allows users to monitor and control appliance systems through communication protocols such as SMS, HTTP, and WAP. Ex. 1018, p. 493, Fig. 2; Ex. 1003, ¶495-496. The POSITA would have implemented the SMS functionality

Bielski & Wu



935 Paper 27[Petitioner Reply] at 19-20.

The Prior Art is Enabled

Patent Owner argues that, to be enabled, references must disclose two technical solutions.

First, the solution would require that the computing device acting as the base unit be coupled to a cell phone that would send and receive the base unit's SMS messages via a hardware and software interface. *Id.* ¶60. A hardware interface

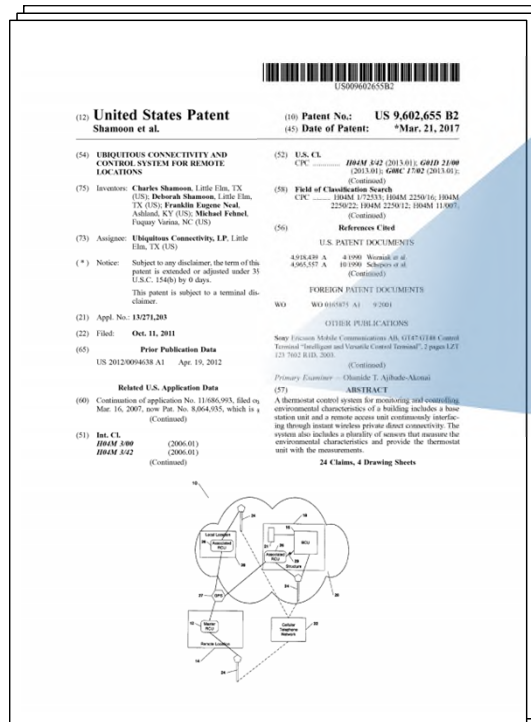
A second technical requirement is the presence of software, on the cellular phone, that provides a software interface (API) for the SMS functions on the cellular phone to be controlled or directed by communications with a computing device. This second requirement provides a functional link between the

935 Paper 27[Petitioner Reply] at 20-21.

935 Paper 23[Patent Owner Response] at 19-20.

The Prior Art is Enabled

These technical solutions find no support in the challenged patents.



655 EX1001[655 Patent].

935 Paper 27[Petitioner Reply] at 21-22.

DEMONSTRATIVE EXHIBIT – NOT EVIDENCE

Roadmap

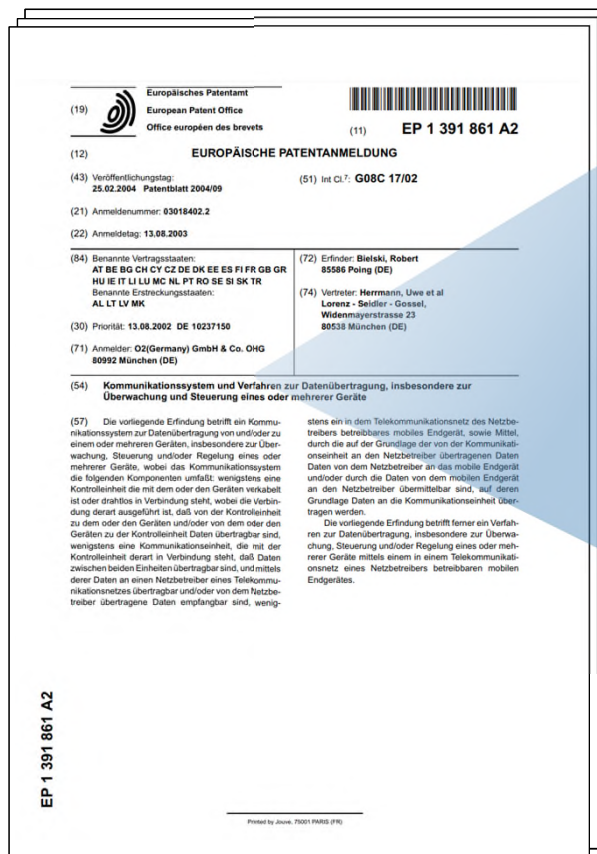
1. Overview of the challenged patents
2. **935 Patent**
 - a. Claims 1, 2, 7, 8, 10, 11, 13, 15, 17 and 19 are disclosed
 - b. Bi-directional Messages**
 - c. “microcontroller” – Claims 3, 14, 18, 21
 - d. Wireless/non-wireless Connections – Claim 12
 - e. “custom programmability” – Claims 4-6, 16
 - f. “graphic icons” – Claim 9
 - g. “status message” – Claims 20, 22
3. **655 Patent**
 - a. “geo-fence” – Claim 1
 - b. “energy conservation mode” – Claims 2, 9, 11
 - c. “subordinate” – Claim 24

Bielski: Bi-Directional Messages

Bielski discloses:

1. Messages from remote unit to base unit
2. Messages from base unit to remote unit

935 EX1017[Bielski].



[0005] This object is solved by a communication system for the data transfer from and/or to one or more devices, in particular for the monitoring, control and/or regulation of one or more devices, comprising the following components:

[...]

- and means by means of which data can be transferred from the network operator to the mobile terminal on the basis of the data transferred from the communication unit to the network operator and/or by means of which data can be transferred from the mobile terminal to the network operator on the basis of which data are transferred to the communication unit.

935 Paper 7[Institution Decision] at 49-50. 935 Paper 1[Petition] at 49, 53-55.

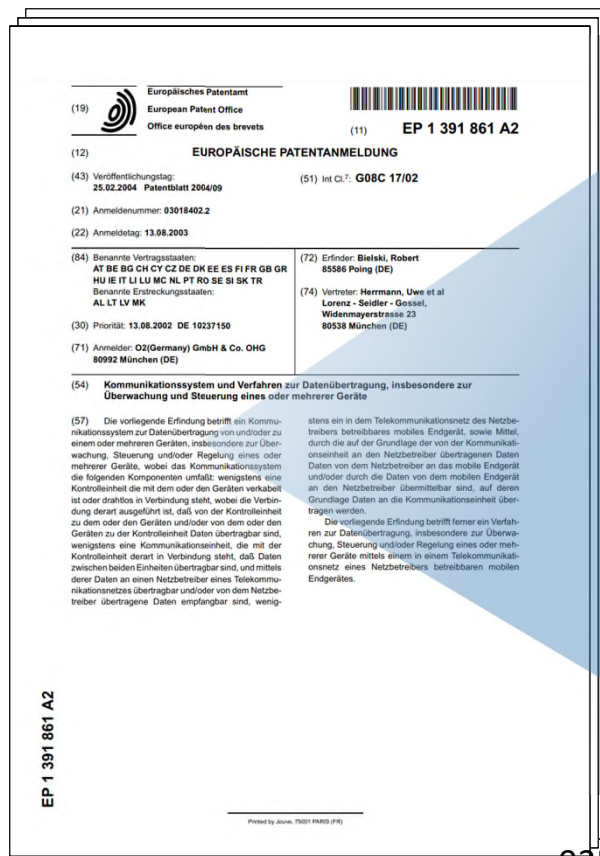
935 Paper 27[Petitioner Reply] at 14-15.

Bielski: Bi-Directional Messages

935 EX1017[Bielski].

Bielski discloses:

1. Messages from remote unit to base unit
2. Messages from base unit to remote unit



[0063] Using the device represented in Fig. 1, the user of the mobile terminal 30 can be informed about the operation conditions of the devices which are important to them or can themselves influence the devices by controlling or regulating them. For this purpose, they enter the corresponding commands, such as on/off conditions or temperatures etc., into the mobile terminal and send this information. It is transferred to the control and communication unit 20 via the telecommunication network of a network operator, either with the help of the internet or directly, and from there, it is transmitted to the devices inside the building 10 or serves as a nominal value which is required for the regulation of the devices.

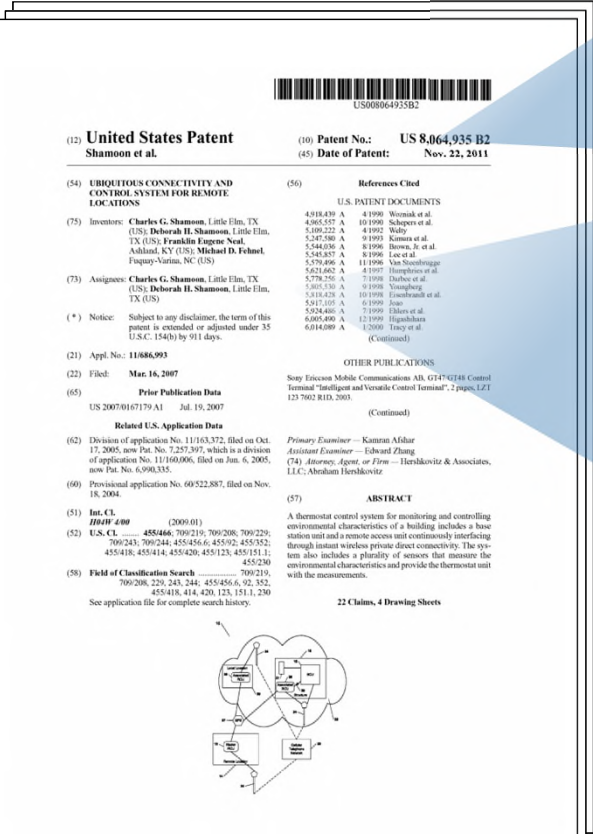
935 Paper 27[Petitioner Reply] at 14-15.
935 EX1003[Jeffay Dec.] at ¶¶167, 492, 542.

935 Paper 1[Petition] at 49, 57.

DEMONSTRATIVE EXHIBIT – NOT EVIDENCE

Bielski: Bi-Directional Messages

DTMF dial tones were a prior art solution upon which the 935 Patent improved.



(12) **United States Patent**
Shamoon et al.

(10) Patent No.: **US 8,064,935 B2**
(45) Date of Patent: **Nov. 22, 2011**

(54) **UBIQUITOUS CONNECTIVITY AND CONTROL SYSTEM FOR REMOTE LOCATIONS**

(75) Inventors: **Charles G. Shamoon**, Little Elm, TX, (US); **Deborah H. Shamoon**, Little Elm, TX, (US); **Franklin Eugene Neal**, Ashland, KY (US); **Michael D. Fehnel**, Fayetteville, NC (US)

(73) Assignees: **Charles G. Shamoon**, Little Elm, TX, (US); **Deborah H. Shamoon**, Little Elm, TX, (US)

(*) Notice: Subject to any disclaimer, the term of this patent is extended or adjusted under 35 U.S.C. 154(b) by 911 days.

(21) Appl. No.: **11886,993**

(22) Filed: **Mar. 16, 2007**

(65) **Prior Publication Data**
US 2007/0167179 A1 Jul. 19, 2007

Related U.S. Application Data

(62) Division of application No. 11163,372, filed on Oct. 17, 2005, now Pat. No. 7,257,397, which is a division of application No. 11160,006, filed on Jun. 6, 2005, now Pat. No. 6,990,335.

(60) Provisional application No. 60/522,887, filed on Nov. 18, 2004.

(51) **Int. Cl.** (2006.01)
H04W 4/00

(52) **U.S. Cl.** 455/466; 709/219; 709/208; 709/229; 709/243; 709/244; 455/456; 455/457; 455/458; 455/459; 455/460; 455/461; 455/462; 455/463; 455/464; 455/465; 455/466; 455/467; 455/468; 455/469; 455/470; 455/471; 455/472; 455/473; 455/474; 455/475; 455/476; 455/477; 455/478; 455/479; 455/480; 455/481; 455/482; 455/483; 455/484; 455/485; 455/486; 455/487; 455/488; 455/489; 455/490; 455/491; 455/492; 455/493; 455/494; 455/495; 455/496; 455/497; 455/498; 455/499; 455/500; 455/501; 455/502; 455/503; 455/504; 455/505; 455/506; 455/507; 455/508; 455/509; 455/510; 455/511; 455/512; 455/513; 455/514; 455/515; 455/516; 455/517; 455/518; 455/519; 455/520

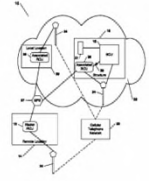
(58) **Field of Classification Search** 709/219; 709/208; 229; 243; 244; 455/456; 455/457; 455/458; 455/459; 455/460; 455/461; 455/462; 455/463; 455/464; 455/465; 455/466; 455/467; 455/468; 455/469; 455/470; 455/471; 455/472; 455/473; 455/474; 455/475; 455/476; 455/477; 455/478; 455/479; 455/480; 455/481; 455/482; 455/483; 455/484; 455/485; 455/486; 455/487; 455/488; 455/489; 455/490; 455/491; 455/492; 455/493; 455/494; 455/495; 455/496; 455/497; 455/498; 455/499; 455/500; 455/501; 455/502; 455/503; 455/504; 455/505; 455/506; 455/507; 455/508; 455/509; 455/510; 455/511; 455/512; 455/513; 455/514; 455/515; 455/516; 455/517; 455/518; 455/519; 455/520
See application file for complete search history.

(56) **References Cited**
U.S. PATENT DOCUMENTS
4,918,439 A 4/1999 Wozniak et al.
4,965,557 A 10/1999 Schepers et al.
5,009,222 A 4/1992 Nady
5,247,580 A 9/1993 Komura et al.
5,544,550 A 8/1996 Brown, Jr. et al.
5,545,857 A 8/1996 Lee et al.
5,779,698 A 1/1998 Van Steenkiste
5,821,662 A 4/1997 Humphries et al.
5,778,750 A 7/1998 Darby et al.
5,805,730 A 6/1998 Youngberg
5,810,425 A 10/1998 Lindstrand et al.
5,817,005 A 6/1999 Joao
5,824,460 A 7/1999 Eklund et al.
6,069,490 A 12/1999 Higashihara
6,014,089 A 1/2000 Tracy et al.
(Continued)

OTHER PUBLICATIONS
Sony Ericsson Mobile Communications AB, G1470218 Control Terminal "Intelligent and Versatile Control Terminal", 7 pages, L27 123 7802 R1D, 2003.
(Continued)

ABSTRACT
(57)
A thermostat control system for monitoring and controlling environmental characteristics of a building includes a base station unit and a remote access unit continuously interfacing through instant wireless private direct connectivity. The system also includes a plurality of sensors that measure the environmental characteristics and provide the thermostat unit with the measurements.

22 Claims, 4 Drawing Sheets



(10) **Patent No.:** **US 8,064,935 B2**
(45) **Date of Patent:** **Nov. 22, 2011**

standard cellular telephone operation. For example, to use a cellular telephone that has a home automation terminal in its conventional mode, the user would have to enter a telephone number, dial into a home automation controller, and press the telephone keys to send DTMF audio signals to the controller.

935 Paper 27[Petitioner Reply] at 15.

935 Paper 23[Patent Owner Response] at 50-51.

935 EX1001[935 Patent].

DEMONSTRATIVE EXHIBIT – NOT EVIDENCE

29

Bielski: Bi-Directional Messages

Bielski does not disclose “DTMF” or “dial tones”.

Europäisches Patentamt
European Patent Office
Office européen des brevets

(19)

(11) EP 1 391 861 A2

(12) EUROPÄISCHE PATENTANMELDUNG

(43) Veröffentlichungstag:
25.02.2004 Patentblatt 2004/09

(51) Int. Cl. 7: G08C 17/02

(21) Anmeldenummer: 03018402.2

(22) Anmeldetag: 13.08.2003

(84) Benannte Vertragsstaaten:
AT BE BG CH CY CZ DE DK EE ES FI FR GB GR
HU IE IT LU MC NL PT RO SE SI SK TR
Benannte Erfindungsstaaten:
AL LT LV MK

(72) Erfinder: Bielski, Robert
85586 Pöing (DE)

(74) Vertreter: Herrmann, Uwe et al
Lorenz - Seidler - Gossel,
Widenmayerstrasse 23
80538 München (DE)

(30) Priorität: 13.08.2002 DE 10237150

(71) Anmelder: O2(Germany) GmbH & Co. OHG
80992 München (DE)

(54) Kommunikationssystem und Verfahren zur Datenübertragung, insbesondere zur Überwachung und Steuerung eines oder mehrerer Geräte

(57) Die vorliegende Erfindung betrifft ein Kommunikationssystem zur Datenübertragung von und/oder zu einem oder mehreren Geräten, insbesondere zur Überwachung, Steuerung und/oder Regelung eines oder mehrerer Geräte, wobei das Kommunikationssystem die folgenden Komponenten umfasst: wenigstens eine Kontrolleinheit, die mit dem oder den Geräten verbundbar ist oder drahtlos in Verbindung steht, wobei die Verbindung derart ausgeführt ist, dass von der Kontrolleinheit zu dem oder den Geräten und/oder von dem oder den Geräten zu der Kontrolleinheit Daten übertragbar sind, wenigstens eine Kommunikationseinheit, die mit der Kontrolleinheit derart in Verbindung steht, dass Daten zwischen beiden Einheiten übertragbar sind, und mittels dieser Daten an einen Netzbetreiber eines Telekommunikationsnetzes übertragbar und/oder von dem Netzbetreiber übertragene Daten empfangbar sind, wenigstens ein in dem Telekommunikationsnetz des Netzbetreibers betreibbares mobiles Endgerät, sowie Mittel, durch die auf der Grundlage der von der Kommunikationseinheit an den Netzbetreiber übertragene Daten Daten von dem Netzbetreiber an das mobile Endgerät und/oder durch die Daten von dem mobilen Endgerät an den Netzbetreiber übermittelbar sind, auf deren Grundlage Daten an die Kommunikationseinheit übertragen werden.
Die vorliegende Erfindung betrifft ferner ein Verfahren zur Datenübertragung, insbesondere zur Überwachung, Steuerung und/oder Regelung eines oder mehrerer Geräte mittels einem in einem Telekommunikationsnetz eines Netzbetreibers betreibbaren mobilen Endgerätes.

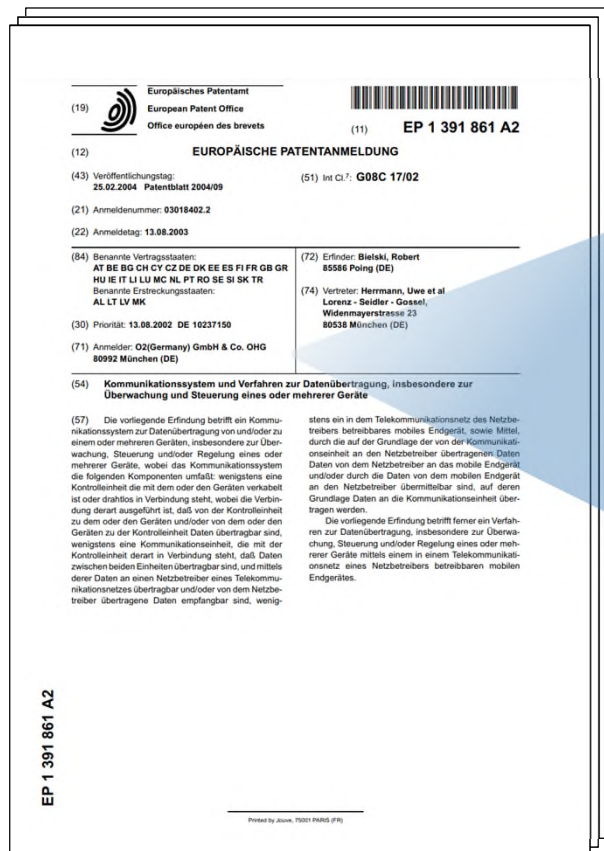
Printed by Jouve, 75001 PARIS (FR)

EP 1 391 861 A2

935 EX1017[Bielski].

935 Paper 15[Petitioner Reply] at 15.

Bielski: Bi-Directional Messages



935 EX1017[Bielski].

[0064] For this purpose, the user enters the dialing number of the check and communication unit 20, which is assigned to the building 10, into their mobile phone or presses the corresponding symbol on the display. The control and communication unit 20 is clearly identifiable in the network of the telecommunication operator and can therefore be controlled by means of the internet or the mentioned direct mobile communications or land line connection. The check and communication unit takes over the desired addressing of the device.

935 Paper 15[Petitioner Reply] at 15.

935 EX1003[Jeffay Dec.] at ¶543.

935 Paper 1[Petition] at 57.

Bielski: Bi-Directional Messages

Mr. Zatkovich confirmed:



Q. In order for that message to be sent, the user has to first enter the phone number, right, Mr. Zatkovich?

A. If -- an SMS message would never refer to it as dialing number. It would refer to it as a destination number.

[...]

Q. Whether you call a person or send a text message to a person, it's the same number, right, Mr. Zatkovich?

A. Yes, that's correct.

935 EX1041[Zatkovich Dep. II] at 89:15-20, 90:8-11.

935 Paper 27[Petitioner Reply] at 15.

Roadmap

1. Overview of the challenged patents
2. **935 Patent**
 - a. Claims 1, 2, 7, 8, 10, 11, 13, 15, 17 and 19 are disclosed
 - b. Bi-directional Messages
 - c. **“microcontroller” – Claims 3, 14, 18, 21**
 - d. Wireless/non-wireless Connections – Claim 12
 - e. “custom programmability” – Claims 4-6, 16
 - f. “graphic icons” – Claim 9
 - g. “status message” – Claims 20, 22
3. **655 Patent**
 - a. “geo-fence” – Claim 1
 - b. “energy conservation mode” – Claims 2, 9, 11
 - c. “subordinate” – Claim 24

“microcontroller” Construction

Microcontroller

| Petitioners | Patent Owner |
|--|--|
| “a microcomputer, microprocessor, or other equipment used for process control, for example, processing a message and sending a command.” | “a special-purpose computing device including at least a CPU, main memory, timing circuits, and I/O circuitry designed for a minimal quantity of chips and then programmed to handle a particular task.” |

935 Paper 27[Petitioner Reply] at 2, 8.

Microcontroller

Petitioners' construction

“a microcomputer, microprocessor, or other equipment used for process control, for example, processing a message and sending a command.”

24. A base unit configured to communicate with an environmental device and to communicate with a remote unit having wireless connectivity, the base unit comprising:

[. . .]

a microcontroller configured to process the second message and to send the control instruction based on the command via the first communication interface to the environmental device, and

wherein the wireless communication interface is configured to send a third message to a subordinate remote unit via the communications network and to receive a fourth message from the subordinate remote unit via the communications network,

wherein the fourth message includes a subordinate command to the environmental device, and wherein the microcontroller is configured to process the fourth message and to send selectively a second control instruction based on the subordinate command via the first communication interface to the environmental device.

21. A base unit configured to communicate with an environmental device and to communicate with a remote unit having wireless connectivity, the base unit comprising:

a communication interface configured to receive environmental information from the environmental device and to send a command to the environmental device;

a wireless module configured to send a first message to the remote unit and to receive a second message from the remote unit, wherein the first message includes the environmental information and travels via short message and/or data bearer services, and wherein the second message includes the command to the environmental device and travels via short message and/or data bearer services; and

a microcontroller configured to process the second message including the command, and to send the command through the communication interface to the environmental device.

655

EX1001[

655

Patent].

655 Paper 27[Petitioner Reply] at 7. 935 Paper 27[Petitioner Reply] at 3-5, 8. 935 EX1001[935 Patent].

Microcontroller

Petitioners' expert Dr. Kevin Jeffay testified:

“a microcomputer, microprocessor, or other equipment used for process control, for example, processing a message and sending a command.”



267. Oinonen and Whitley disclose the limitations of Claim 3. Based on the disclosure in the 935 Patent that the microcontroller “is electrically interconnected with random access memory 44, read only memory 46, the keypad 32, and the LCD display 38,” a POSITA would understand the disclosures of a “microcontroller” to include a generic processor in an embedded system. Ex. 1001, 4:10-13. This is confirmed by the fact that the microcontroller described in the 935 Patent communicates with, and controls components in the base unit and attached devices via traditional communication buses (serial or parallel) and the microcontroller executes Java software. Ex. 1001, 4:29-34, 4:36-37, 4:46-52, 7:46-49.

935 Paper 23[Patent Owner Response] at 12.

935 EX1003[Jeffay Dec.] at ¶ 267.

Microcontroller

Dictionary of Electrical and Computer Engineering

microcontroller [ELECTR] A microcomputer, micro-processor, or other equipment used for precise process control in data handling, communication, and manufacturing. { |mī·krō·kən'trōl·ər }

935 Paper 27[Petitioner
Reply] at 5-6.

935 EX1039[Dictionary of
Electrical and Computer
Engineering] at 364.

Microcontroller



655 EX1040[Zatkovich Dep. I] at 38:16-39:10.

655 Paper 27[Petitioner Reply] at 9.

Q. Okay. What is McGraw-Hill?

A. McGraw-Hill, primarily known for their -- their textbooks that they develop for schools, but that's actually only a small portion of their business.

Their primary business is doing publications for various industry verticals; aerospace, construction, things like that.

Q. Is that a well-known publishing company?

A. Yes.

Q. Would you characterize it as a respected publishing company?


A. I'm sorry. Could you say that again?
You cut out.

Q. Would you characterize it as a respected publishing company?

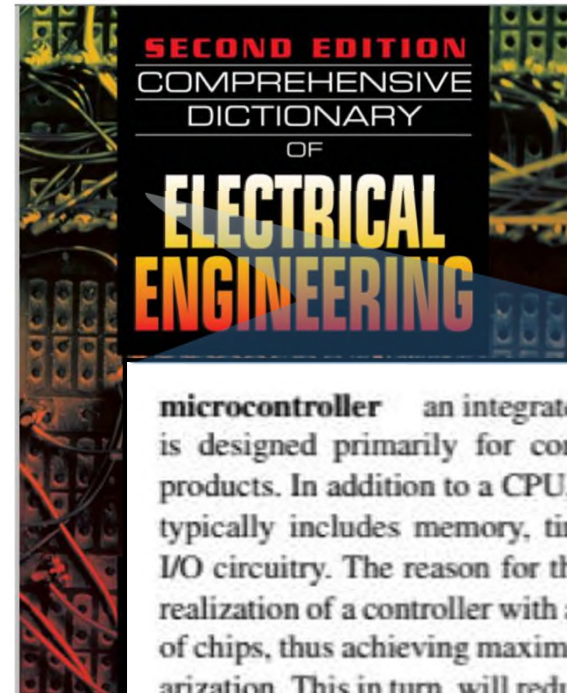
A. Yes.

Microcontroller

Patent Owner's construction



microcontroller *n.* A special-purpose, single-chip computer designed and built to handle a particular, narrowly defined task. In addition to the central processing unit (CPU), a microcontroller usually contains its own memory, input/output channels (ports), and timers. When part of a larger piece of equipment, such as a car or a home appliance, a microcontroller is an embedded system. *See also* embedded system.



microcontroller an integrated circuit chip that is designed primarily for control systems and products. In addition to a CPU, a microcontroller typically includes memory, timing circuits, and I/O circuitry. The reason for this is to permit the realization of a controller with a minimal quantity of chips, thus achieving maximal possible minituarization. This in turn, will reduce the volume and the cost of the controller. The microcontroller is normally not used for general-purpose computation as is a microprocessor.

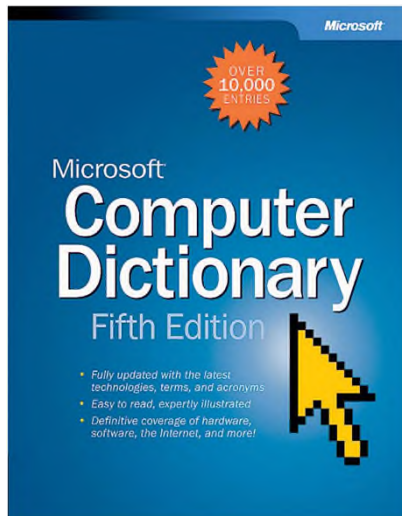
935 EX2006[Microsoft Dictionary].

935 Paper 27[Petitioner Reply] at 2-5.

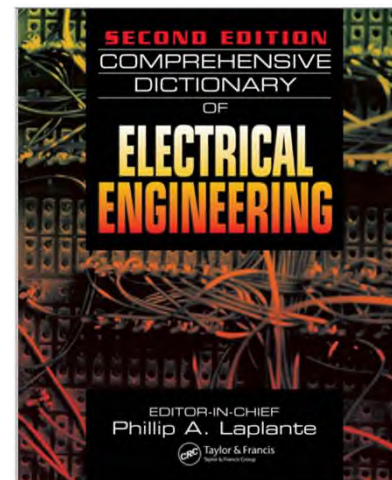
935 EX2007[Dictionary of Electrical Engineering].

Microcontroller

Patent Owner's construction



Microsoft
Dictionary



Electrical
Engineering
Dictionary

“a special-purpose computing device including at least a CPU, main memory, timing circuits, and I/O circuitry designed for a minimal quantity of chips and then programmed to handle a particular task.”

935 Paper 27[Petitioner Reply] at 5.

935 Paper 23[Patent Owner Response] at 11.

Microcontroller

| Patent Owner's Microcontroller Requirements | Specification Support? |
|---|------------------------|
| Special-purpose computing device | X |
| Timing circuits | X |
| I/O circuitry | X |
| Designed for a minimal quantity of chips | X |
| Programmed to handle a particular task | X |

935 Paper 27[Petitioner Reply] at 3.

Microcontroller

Previous declaration of Mr. Zatkovich:

IN THE UNITED STATES PATENT AND TRADEMARK OFFICE
BEFORE THE PATENT TRIAL AND APPEAL BOARD

CAPTIONCALL, LLC and
SORENSEN COMMUNICATIONS, INC.
Petitioners

v.

ULTRATEC, INC.,
Patent Owner

IPR2015-00637
Patent No. 8,908,838

DECLARATION OF IVAN ZATKOVICH
Submitted Electronically Via PRPS

1
Resideo Technologies, Inc. v. Ubiquitous Connectivity, LP
IPR2019-01336
Patent # 9,602,655
Exhibit # 1042

RES655 - 1042, Page 1
Ultratec Exhibit 2094
CaptionCall v Ultratec Page 1 of 109

EXHIBIT
1055

the claimed microprocessor. I disagree. It is my opinion that the disclosure of a microcontroller clearly provides support for the claimed microprocessor. A POSA would understand that a microcontroller is a single integrated circuit which contains a microprocessor core and memory. For purposes of the '838 Patent, and in the context of how "microcontroller" and "microprocessor" are used therein, these terms can be accepted as essentially synonymous. In practice, as of 2001, their known use to a POSA, particularly with respect to the types of functions described in the patent and recited in the claims, would have been the same.

935 Paper 27[Petitioner Reply] at 7.

935 EX1042[Zatkovich IPR2015-00637 Declaration] at 27.

Microcontroller

Previous declaration of Mr. Zatkovich:

UNITED STATES PATENT AND TRADEMARK OFFICE
BEFORE THE PATENT TRIAL AND APPEAL BOARD

SQUARE, INC.
Petitioner

v.

4361423 CANADA INC.
Patent Owner

Patent No. 9,016,566
Inter Partes Review No. 2019-01649

DECLARATION OF IVAN ZATKOVICH

Resideo Technologies, Inc. v. Ubiquitous Connectivity, LP
IPR2019-01336
Patent # 9,602,655
Exhibit # 1043
4361423 Canada Inc. Exhibit 2004
Square, Inc. v. 4361423 Canada Inc.
IPR2019-01649
Page 00001

RES655 - 1043, Page 1

info. Once the credit card information is captured from the credit card/smart card reader it would be rendered in a digital format in order to be received by the microprocessor ('controller 50' in the patent). It would be well understood by a

935 Paper 27[Petitioner Reply] at 8.

935 EX1043[Zatkovich IPR2019-01649 Declaration] at 9-10.

Microcontroller, base unit, controller

21. A base unit configured to communicate with an environmental device and to communicate with a remote unit having wireless connectivity, the base unit comprising:

- a communication interface configured to receive environmental information from the environmental device and to send a command to the environmental device;
- a wireless module configured to send a first message to the remote unit and to receive a second message from the remote unit, wherein the first message includes the environmental information and travels via short message and/or data bearer services, and wherein the second message includes the command to the environmental device and travels via short message and/or data bearer services; and
- a microcontroller configured to process the second message including the command, and to send the command through the communication interface to the environmental device.

1. A wireless system comprising:

- an environmental device;
- a base unit operatively interfaced with the environmental device and configured to control an operation of the environmental device;
- a remote unit having wireless connectivity and being configured to send and receive short message service (SMS) messages; and
- a wireless module operatively interfaced with the base unit and configured to provide wireless connectivity between the base unit and the remote unit,

wherein the base unit is configured to send a first SMS message, including current environmental information, to the remote unit through the wireless module,

wherein the remote unit is configured to send a second SMS message, including a command for the environmental device, to the base unit through the wireless module, and

wherein the base unit is configured to receive the second SMS message, including the command, and to send the command to the environmental device to control the operation of the environmental device.


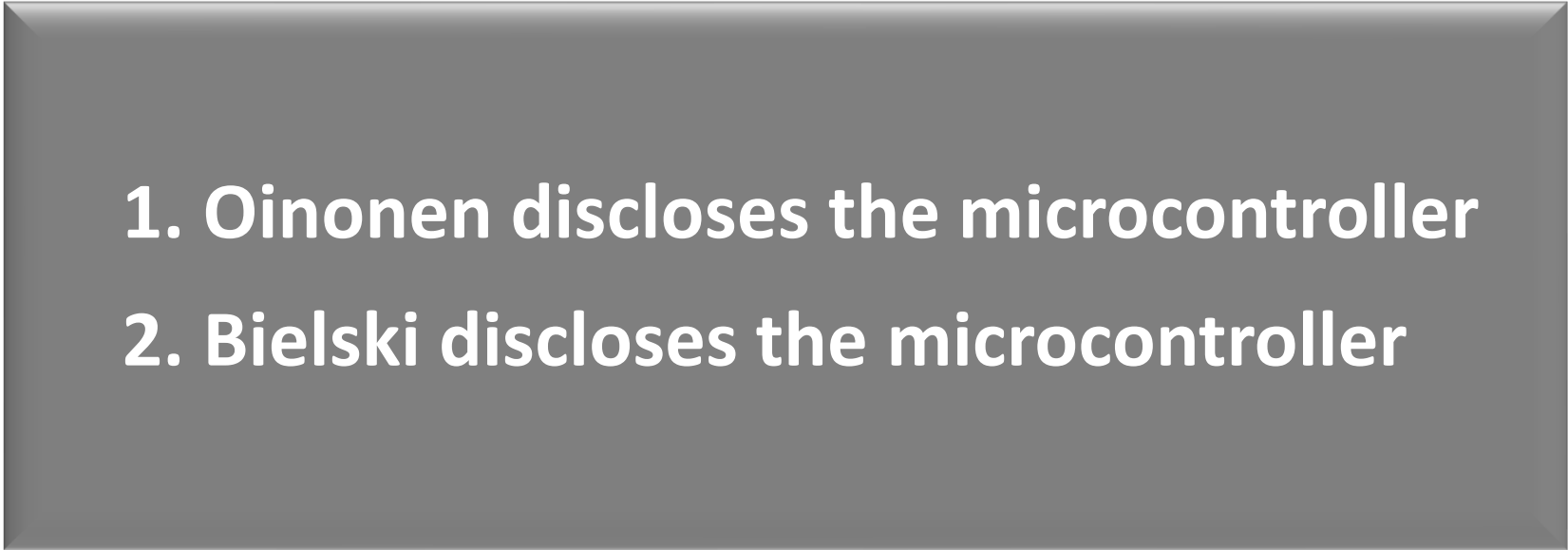
19. A communication system having wireless connectivity, the communication system comprising:


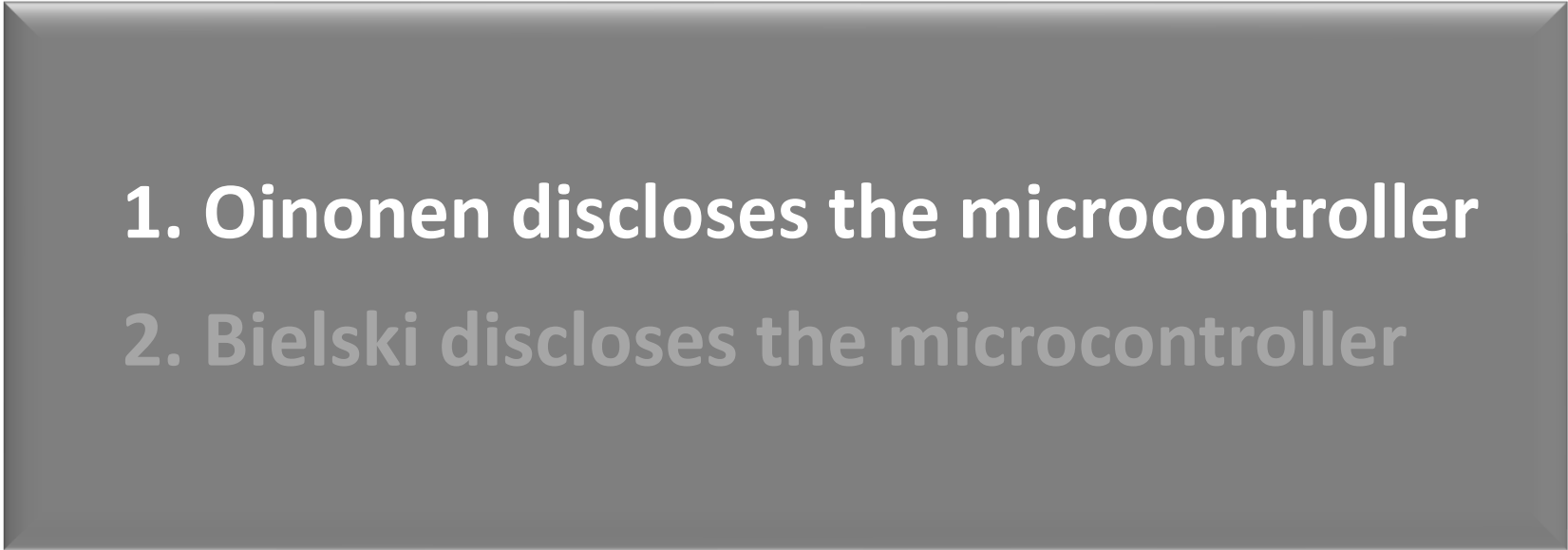
- a base unit operatively interfaced with an environmental device, and configured to receive a current status of an environmental device;
- a transmitter associated with said base unit, and configured to send a first message to a remote unit having wireless connectivity, wherein the first message is a wireless message including the current status of the environmental device;
- a receiver associated with said base unit, and configured to receive a second message from the remote unit, wherein the second message is a wireless message including a command for the environmental device; and
- a controller operatively associated with the base unit and operatively connected with the environmental device, and configured to send the command to the environmental device.

935 EX1001[935 Patent].

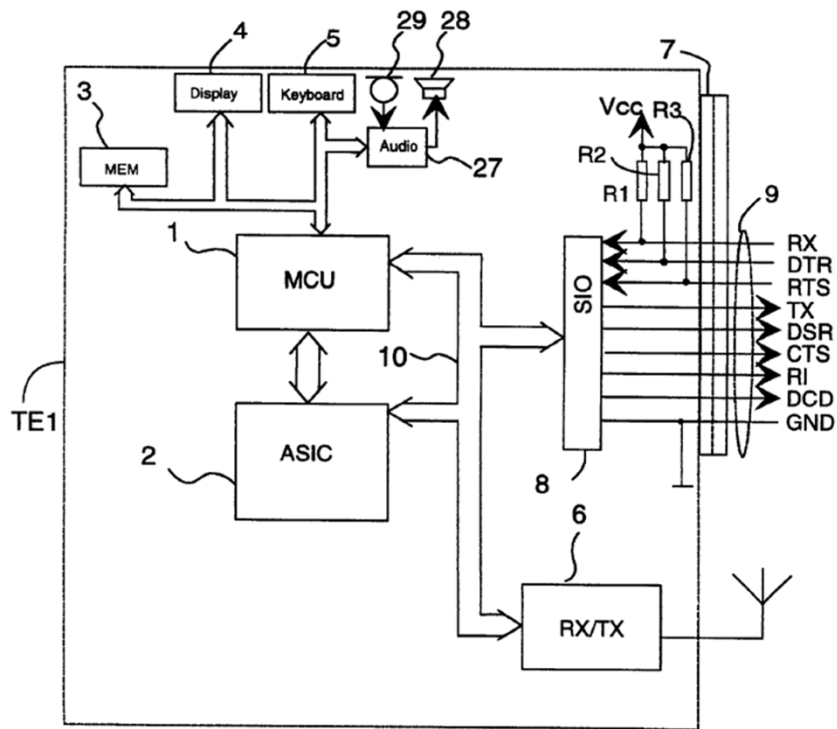
935 Paper 29[Patent Owner Surreply] at 2.

Petitioners' References Disclose a Microcontroller

- 
- 
- 1. Oinonen discloses the microcontroller**
 - 2. Bielski discloses the microcontroller**

- 
- 
- 1. Oinonen discloses the microcontroller**
 2. Bielski discloses the microcontroller

Oinonen Discloses the Microcontroller



Oinonen Figure 3

935 EX1003[Jeffay Dec.] at ¶268.

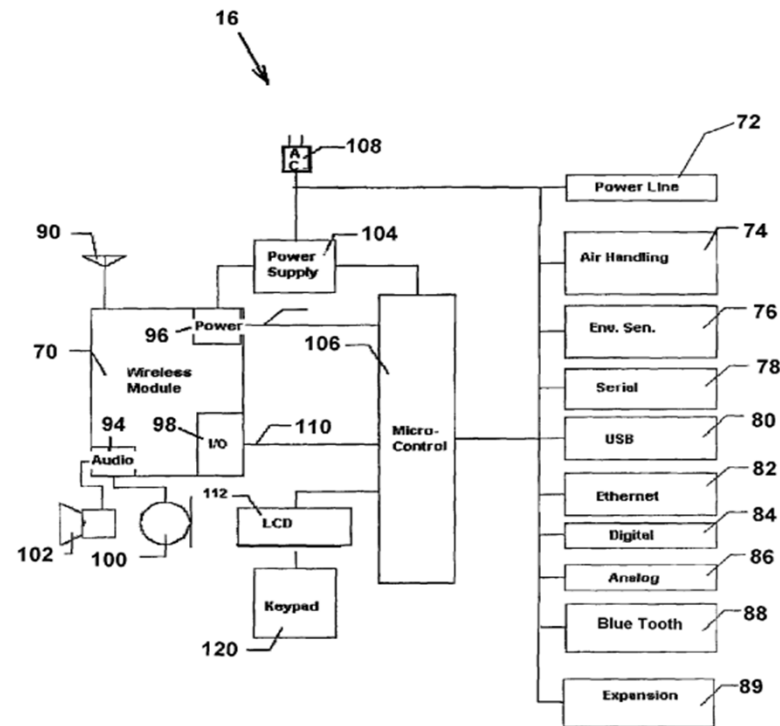


Fig. 4

935/655 Patent Figure 4

935 Paper 27[Petitioner Reply] at 9-10.

Oinonen Discloses the Microcontroller

Mr. Zatkovich testified:



Q. And a processor would also be required, correct?


A. Well, a processor would be a required component of a microcontroller.

935 EX1040[Zatkovich Dep. I] at 109:20-110:1.

935 Paper 27[Petitioner Reply] at 11-12.

Oinonen Discloses the Microcontroller

Patent Owner's exhibit uses "MCU."



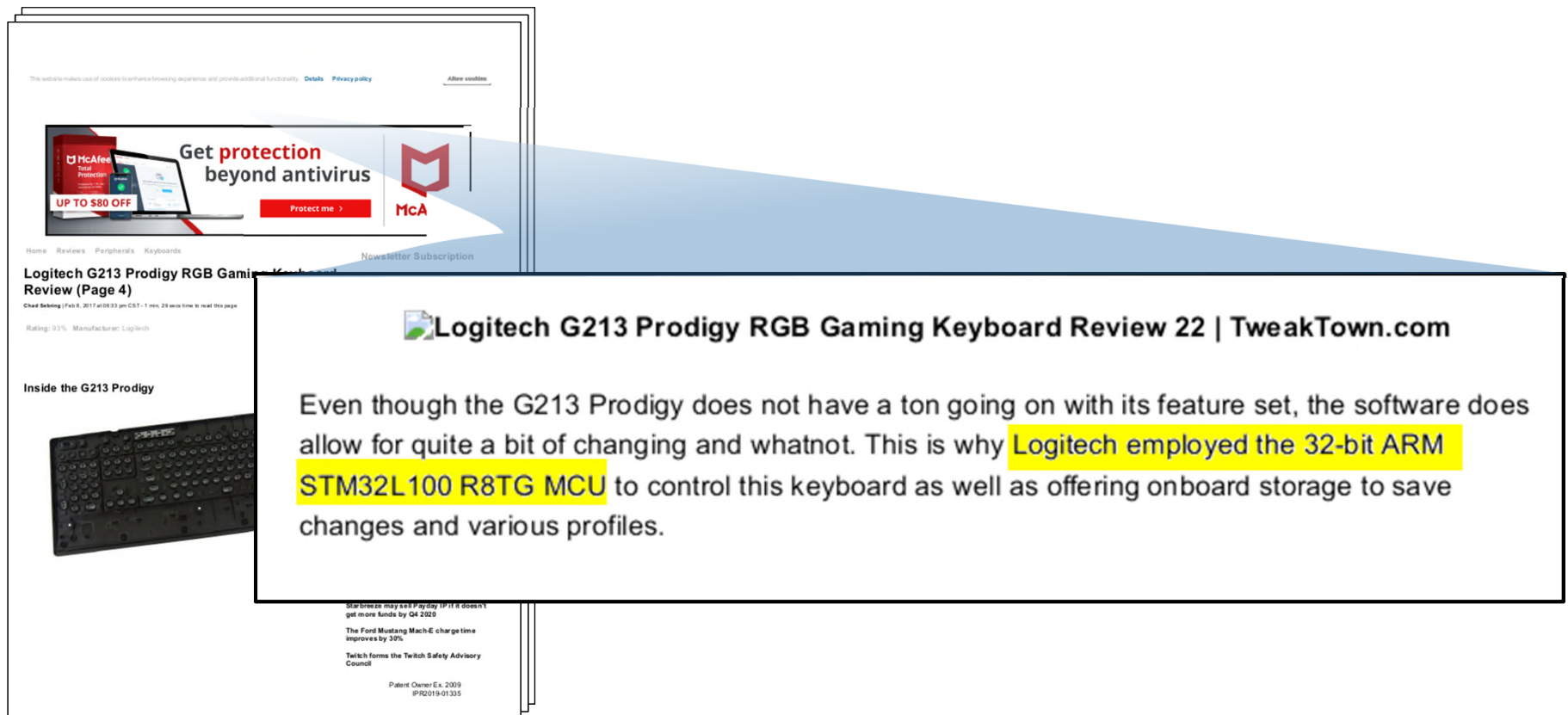
Mr. Zatkovich's example "microcontroller": STM32L100 R8T6

935 Paper 27[Petitioner Reply] at 10-11.

935 EX2004[Zatkovich Declaration] at 18.

Oinonen Discloses the Microcontroller

Patent Owner's exhibit uses "MCU."



The screenshot shows a webpage with a McAfee advertisement at the top. Below the ad, there are navigation links: Home, Reviews, Peripherals, Keyboards, and Newsletter Subscription. The main content is a review titled "Logitech G213 Prodigy RGB Gaming Keyboard Review (Page 4)". A callout box highlights a paragraph that reads: "Even though the G213 Prodigy does not have a ton going on with its feature set, the software does allow for quite a bit of changing and whatnot. This is why Logitech employed the 32-bit ARM STM32L100 R8TG MCU to control this keyboard as well as offering onboard storage to save changes and various profiles."

Logitech G213 Prodigy RGB Gaming Keyboard Review 22 | TweakTown.com

Even though the G213 Prodigy does not have a ton going on with its feature set, the software does allow for quite a bit of changing and whatnot. This is why Logitech employed the 32-bit ARM STM32L100 R8TG MCU to control this keyboard as well as offering onboard storage to save changes and various profiles.

Starlinez may sell Payday (PFI) it doesn't get more funds by Q4 2020
The Ford Mustang Mach-E charge time improves by 30%
Twitch forms the Twitch Safety Advisory Council
Patent Owner Ex. 2009
PR2019-01305

935 EX2009[Logitech] at 2.

935 Paper 27[Petitioner Reply] at 11.

Oinonen Discloses the Microcontroller

Mr. Zatkovich testified:



Q. And we see here at column 6, line 24 that microprocessor unit is referred to as MPU, right?

A. Yeah.

I'm now seeing a pattern throughout the document that they're using acronyms to refer to many of the terms.


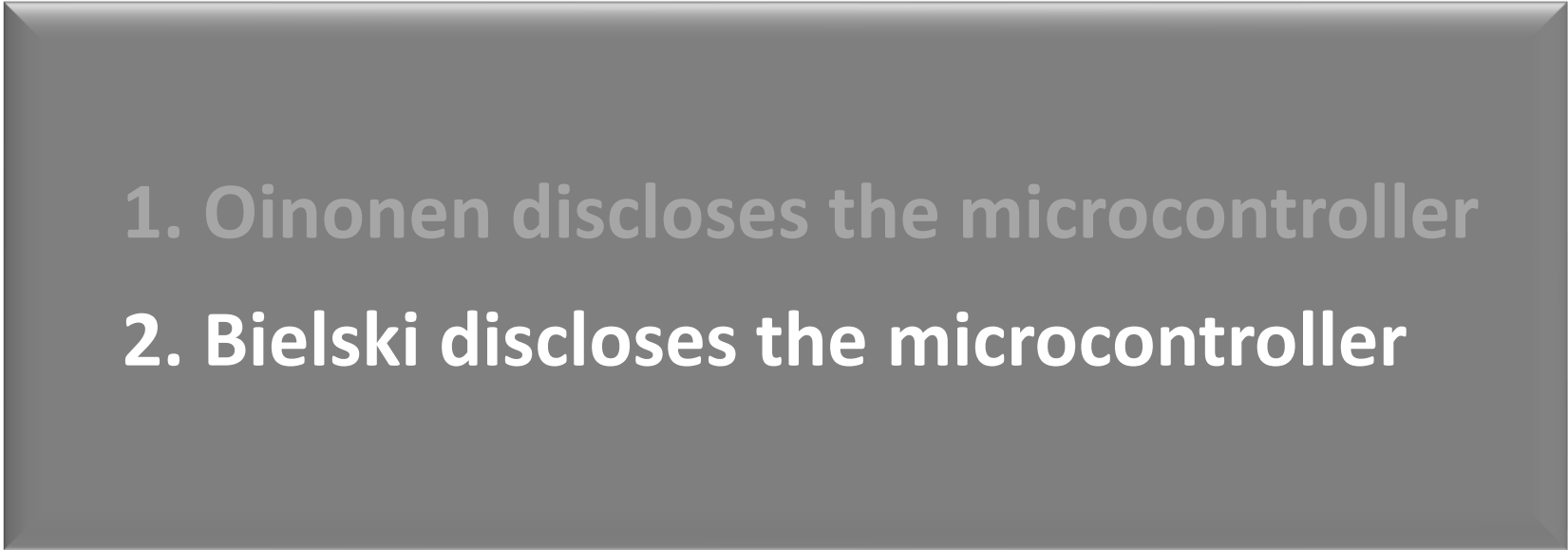
So MPU for the microprocessor.

Q. And MCU for the microcontroller?

A. Correct.

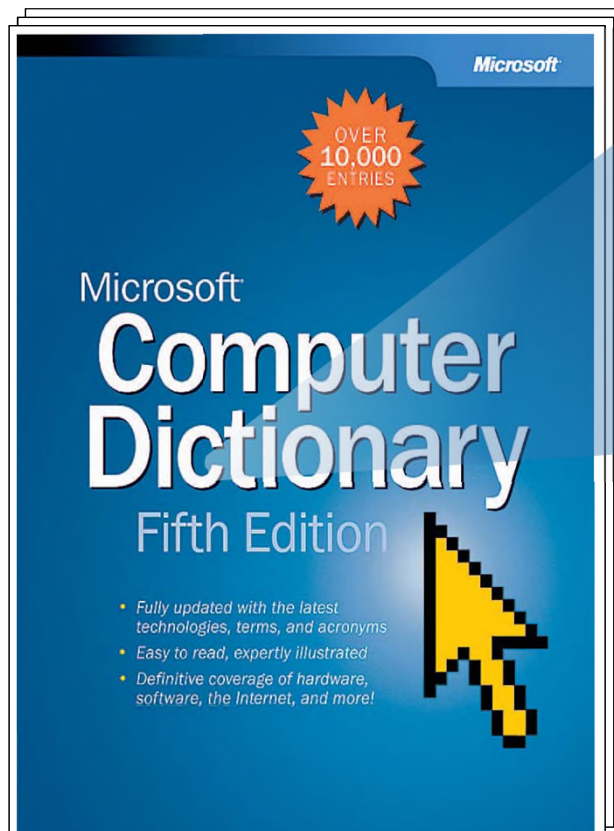
935 EX1041[Zatkovich Dep. II] at 114:13-22

935 Paper 27[Petitioner Reply] at 11-12.

- 
- 
1. Oinonen discloses the microcontroller
 - 2. Bielski discloses the microcontroller**

Microcontroller

Patent Owner's dictionary:



microcontroller *n.* A special-purpose, single-chip computer designed and built to handle a particular, narrowly defined task. In addition to the central processing unit (CPU), a microcontroller usually contains its own memory, input/output channels (ports), and timers. When part of a larger piece of equipment, such as a car or a home appliance, a microcontroller is an embedded system. *See also* embedded system.

935 Paper 27[Petitioner Reply] at 13.

935 EX2006[Microsoft Computer Dictionary] at 337.

Microcontroller

Mr. Zatkovich testified:



935 Paper 27[Petitioner
Reply] at 13.

935 EX1041[Zatkovich Dep. II]
at 93:10-15, 95:21-96:2.

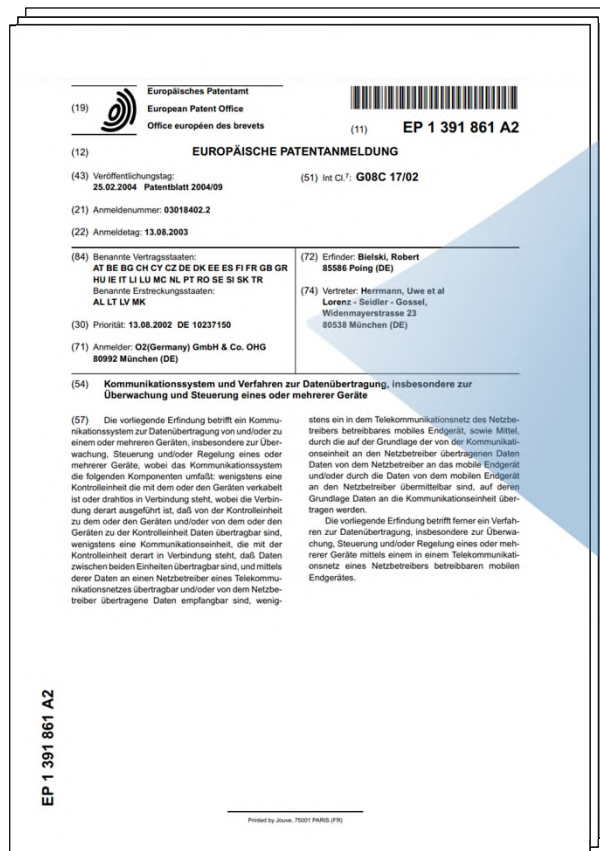
Q. And you would agree that the microcontrollers in, for example, the '655 patent are part of a larger piece of equipment, right?

A. I would agree that the microcontrollers are part of an embedded component within that system, yes.

A microcontroller in and of itself can be an embedded system or it can be part of an embedded system. So I would agree with the fact that a microcontroller can be an embedded system.

Microcontroller

Bielski discloses:



[0037] In an embodiment of the present invention, the communication system comprises a check unit which is embodied as an embedded PC or WEB server on which one or more applications concerning the monitoring, control and/or regulation of one or more devices are stored, wherein the mobile terminal has a browser and wherein the one or more devices can be controlled and/or regulated and/or monitored by means of the browser using the application or the applications in connection with network elements of a telecommunication network.

935 Paper 27[Petitioner Reply] at 13.

935 Paper 1[Petition] at 61. 935 EX1003[Jeffay Dec.] at ¶553, 565.

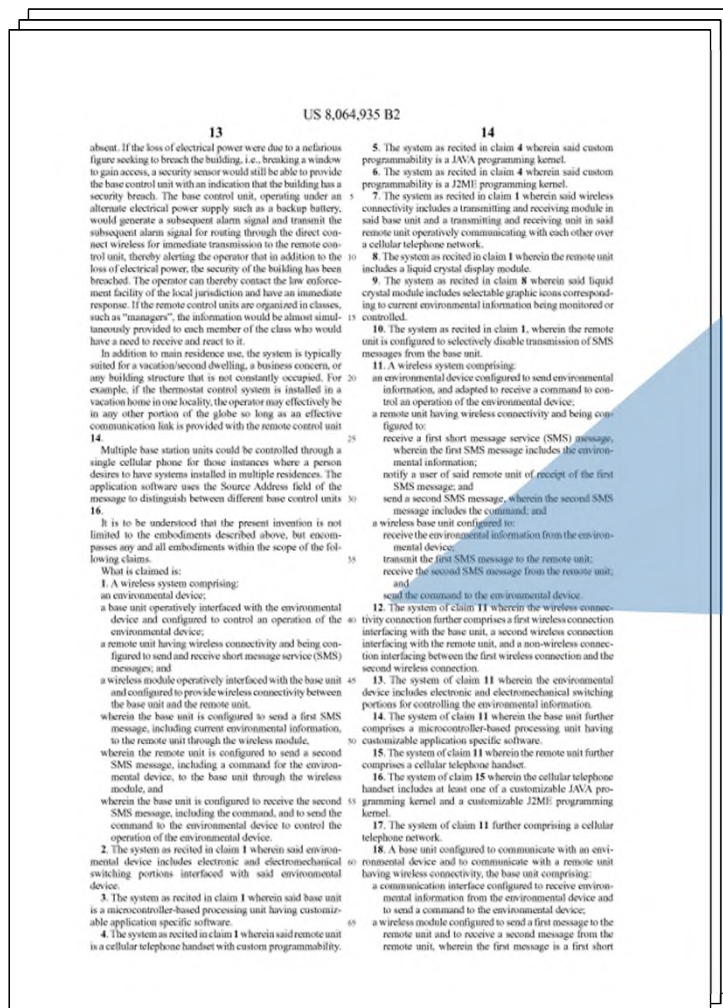
935 EX1017[Bielski].

DEMONSTRATIVE EXHIBIT – NOT EVIDENCE

Roadmap

1. Overview of the challenged patents
2. **935 Patent**
 - a. Claims 1, 2, 7, 8, 10, 11, 13, 15, 17 and 19 are disclosed
 - b. Bi-directional Messages
 - c. “microcontroller” – Claims 3, 14, 18, 21
 - d. **Wireless/non-wireless Connections – Claim 12**
 - e. “custom programmability” – Claims 4-6, 16
 - f. “graphic icons” – Claim 9
 - g. “status message” – Claims 20, 22
3. **655 Patent**
 - a. “geo-fence” – Claim 1
 - b. “energy conservation mode” – Claims 2, 9, 11
 - c. “subordinate” – Claim 24

935 Patent: Claim 12 Is Obvious



12. The system of claim 11 wherein the wireless connectivity connection further comprises a first wireless connection interfacing with the base unit, a second wireless connection interfacing with the remote unit, and a non-wireless connection interfacing between the first wireless connection and the second wireless connection.

Ground 1A: Claim 12 is obvious over Oinonen and Whitley.

Ground 2A: Claim 12 is obvious over Bielski and Wu.

935 EX1001[935 Patent]

935 Paper 1[Petition] at 3.

DEMONSTRATIVE EXHIBIT – NOT EVIDENCE

935 Patent: Claim 12 Is Obvious

Claim 12 has three limitations

12. The system of claim 11 wherein the wireless connectivity connection further comprises a first wireless connection interfacing with the base unit, a second wireless connection interfacing with the remote unit, and a non-wireless connection interfacing between the first wireless connection and the second wireless connection.

935 EX1001[935 Patent].

935 Patent: Claim 12 Is Obvious

Dr. Jeffay testified:



935 Paper 1[Petition] at 29-30.

935 EX1003[Jeffay Declaration] at ¶317.

317. Claim 12 depends from Claim 11 and recites: “wherein the wireless connectivity connection further comprises,” however the term “wireless connectivity connection” is not found in Claim 11. Instead, Claim 11 recites: “a remote unit having *wireless connectivity* and being configured.” Ex. 1001, Claim 11 (emphasis added). In addition, the phrase “wireless connectivity connection” only appears in Claim 12 and appears nowhere in the specification. The phrase is not a term of art and because it is not defined or explained, a POSITA could only make sense of the phrase by dropping the word “connectivity” and simply understanding “wireless connectivity connection” as a wireless connection.

Similarly, a “wireless connection interfacing with [a device]” is also not a term of art and this phrase as well only appears in Claim 12 and is not described in the specification. To the extent the phrase is understandable, a POSITA would understand that the phrase simply meant “a wireless connection to, or terminating at, [the device].” The “non-wireless connection interfacing between the first wireless connection and the second wireless connection” phrase would also not be decipherable to a POSITA for similar reasons. In particular, the notion of a “connection” “interfacing” between other connections would be foreign to a POSITA.

935 Patent: Claim 12 Is Obvious

Mr. Zatkovich testified:



First Wireless Connection:

- Wireless connection between, for example, the base unit and environmental unit.

Second Wireless Connection:

- Wireless connection between, for example, the remote unit and base unit.

935 Paper 27[Petitioner Reply] at 28.

935 EX1040[Zatkovich Dep. I.] at 193:9-14, 197:12-19, 206:19-207:1.

935 Patent: Claim 12 Is Obvious

Mr. Zatkovich provided two examples:

Example 1:

The base unit itself is the wired connection that connects two wireless networks (e.g., 2 Bluetooth connections).

Example 2:

Central office switch of the cellular network contains wires that allow for wireless cellular communication (including transmission of SMS messages).

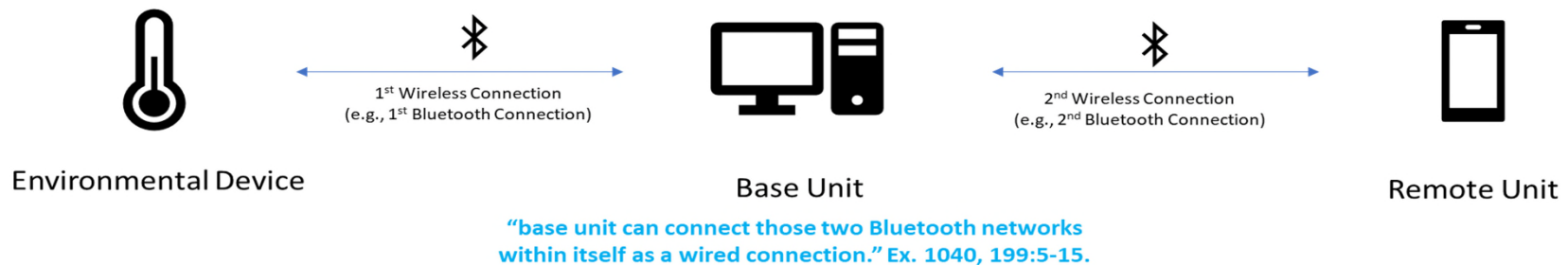
935 Paper 27[Petitioner Reply] at 28-29, 31.

935 EX1040[Zatkovich Dep. I] at 199:5-15, 211:21-212:7.

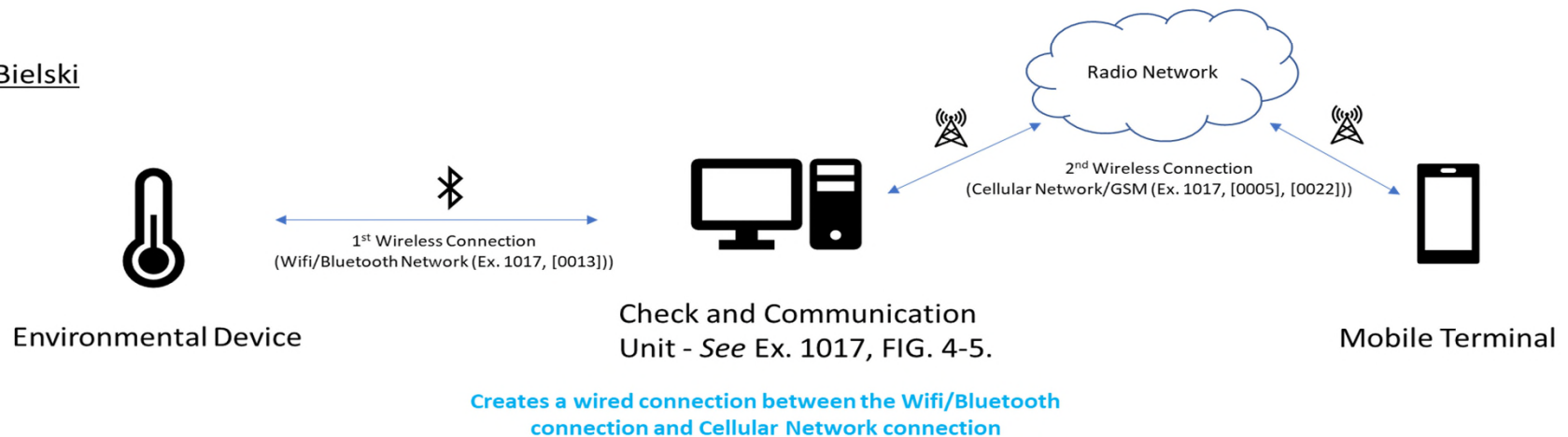
935 Patent: Claim 12 Is Obvious

Zatkovich Example 1

Zatkovich Example



Bielski



935 Paper 27[Petitioner Reply] at 31.

Roadmap

1. Overview of the challenged patents
2. **935 Patent**
 - a. Claims 1, 2, 7, 8, 10, 11, 13, 15, 17 and 19 are disclosed
 - b. Bi-directional Messages
 - c. “microcontroller” – Claims 3, 14, 18, 21
 - d. Wireless/non-wireless Connections – Claim 12
 - e. **“custom programmability” – Claims 4-6, 16**
 - f. “graphic icons” – Claim 9
 - g. “status message” – Claims 20, 22
3. **655 Patent**
 - a. “geo-fence” – Claim 1
 - b. “energy conservation mode” – Claims 2, 9, 11
 - c. “subordinate” – Claim 24

935 Patent: Claims 4-6, 16 are Obvious

US 8,064,935 B2

13
absent. If the loss of electrical power were due to a nefarious figure seeking to break into the building, i.e., break through a window to gain access, a security sensor would still be able to provide the base control unit with an indication that the building has a security breach. The base control unit, operating under an alternate electrical power supply such as a backup battery, would generate a subsequent alarm signal and transmit the subsequent alarm signal for routing through the direct connect wireless for immediate transmission to the remote control unit, thereby alerting the operator that in addition to the loss of electrical power, the security of the building has been breached. The operator can thereby contact the law enforcement facility of the local jurisdiction and have an immediate response. If the remote control units are organized in classes, such as "managers", the information would be almost simultaneously provided to each member of the class who would have a need to receive and react to it.

In addition to main residence use, the system is typically suited for a vacation/second dwelling, a business concern, or any building structure that is not constantly occupied. For example, if the thermostat control system is installed in a vacation home in one locality, the operator may effectively be in any other portion of the globe so long as an effective communication link is provided with the remote control unit.

14
Multiple base station units could be controlled through a single cellular phone for those instances where a person desires to have systems installed in multiple residences. The application software uses the Source Address field of the message to distinguish between different base control units.

15
It is to be understood that the present invention is not limited to the embodiments described above, but encompasses any and all embodiments within the scope of the following claims.

What is claimed is:

1. A wireless system comprising:
an environmental device;
a base unit operatively interfaced with the environmental device and configured to control an operation of the environmental device;
a remote unit having wireless connectivity and being configured to send and receive short message service (SMS) messages; and
a wireless module operatively interfaced with the base unit and configured to provide wireless connectivity between the base unit and the remote unit,
wherein the base unit is configured to send a first SMS message, including current environmental information, to the remote unit through the wireless module,
wherein the remote unit is configured to send a second SMS message, including a command for the environmental device, to the base unit through the wireless module, and
wherein the base unit is configured to receive the second SMS message, including the command, and to send the command to the environmental device to control the operation of the environmental device.

2. The system as recited in claim 1 wherein said environmental device includes electronic and electromechanical switching portions interfaced with said environmental device.

3. The system as recited in claim 1 wherein said base unit is a microcontroller-based processing unit having customizable application specific software.

4. The system as recited in claim 1 wherein said remote unit is a cellular telephone handset with custom programmability.

14
5. The system as recited in claim 4 wherein said custom programmability is a JAVA programming kernel.
6. The system as recited in claim 4 wherein said custom programmability is a J2ME programming kernel.

7. The system as recited in claim 1 wherein said wireless connectivity includes a transmitting and receiving module in said base unit and a transmitting and receiving unit in said remote unit operatively communicating with each other over a cellular telephone network.

8. The system as recited in claim 1 wherein the remote unit includes a liquid crystal display module.

9. The system as recited in claim 8 wherein said liquid crystal module includes selectable graphic icons corresponding to current environmental information being monitored or controlled.

10. The system as recited in claim 1, wherein the remote unit is configured to selectively disable transmission of SMS messages from the base unit.

11. A wireless system comprising:
an environmental device configured to send environmental information, and adapted to receive a command to control an operation of the environmental device;
a remote unit having wireless connectivity and being configured to:

receive a first short message service (SMS) message, wherein the first SMS message includes the environmental information;

transmit a user of said remote unit of receipt of the first SMS message; and
send a second SMS message, wherein the second SMS message includes the command; and

a wireless base unit configured to:
receive the environmental information from the environmental device;

transmit the first SMS message to the remote unit;
receive the second SMS message from the remote unit; and
send the command to the environmental device.

12. The system of claim 11 wherein the wireless connectivity connection further comprises a first wireless connection interfacing with the base unit, a second wireless connection interfacing with the remote unit, and a non-wireless connection interfacing between the first wireless connection and the second wireless connection.

13. The system of claim 11 wherein the environmental device includes electronic and electromechanical switching portions for controlling the environmental information.

14. The system of claim 11 wherein the base unit further comprises a microcontroller-based processing unit having customizable application specific software.

15. The system of claim 11 wherein the remote unit further comprises a cellular telephone handset.

16. The system of claim 15 wherein the cellular telephone handset includes at least one of a customizable JAVA programming kernel and a customizable J2ME programming kernel.

17. The system of claim 11 further comprising a cellular telephone network.

18. A base unit configured to communicate with an environmental device and to communicate with a remote unit having wireless connectivity, the base unit comprising:

a communication interface configured to receive environmental information from the environmental device and to send a command to the environmental device;

a wireless module configured to send a first message to the remote unit and to receive a second message from the remote unit, wherein the first message is a first short

4. The system as recited in claim 1 wherein said remote unit is a cellular telephone handset with custom programmability.

5. The system as recited in claim 4 wherein said custom programmability is a JAVA programming kernel.

6. The system as recited in claim 4 wherein said custom programmability is a J2ME programming kernel.

16. The system of claim 15 wherein the cellular telephone handset includes at least one of a customizable JAVA programming kernel and a customizable J2ME programming kernel.

Ground 1B: Claims 4-6, 16 are obvious over Oinonen, Whitley, and Sears.

Ground 2A: Claim 4 is obvious over Bielski and Wu.

Ground 2B: Claims 5-6, 16 are obvious over Bielski, Wu, and Sears

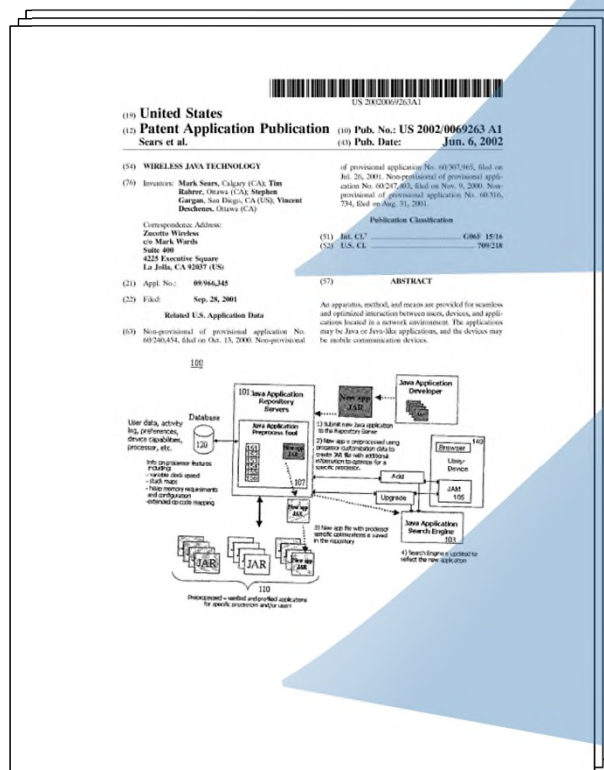
935 Paper 1[Petition] at 3.

935 EX1001[935 Patent].

DEMONSTRATIVE EXHIBIT – NOT EVIDENCE

935 Patent: Claims 4-6, 16 are Obvious

Sears discloses:



products for use by developers. In one embodiment the content and information may be Java information. In one embodiment, the content and information may be Java-like information. In one embodiment, the present invention comprises a location where the content and information maybe optimized for use by specific users or for use on specific mobile device platforms. In one embodiment, the applica-

device applications. The described processor natively executes Java byte-code and supports an optimized and enhanced J2ME/CLDC framework, and delivers to mobile devices an efficient, optimized balance between high speed and low power consumption. By designing device processors to integrate with existing technology, a future path for service providers and device manufacturers alike may be provided to seamlessly run the exciting rich content of next-generation mobile devices, as is described herein.

935 Paper 1[Petition] at 37-38.

935 Patent: Claims 4-6, 16 are Obvious

UNITED STATES PATENT AND TRADEMARK OFFICE

BEFORE THE PATENT TRIAL AND APPEAL BOARD

RESIDEO TECHNOLOGIES, INC. and
CENTRAL SECURITY GROUP – NATIONWIDE, INC.,¹
Petitioners,
v.
UBIQUITOUS CONNECTIVITY, L.P.,
Patent Owner.

Case IPR2019-01335
Patent 8,064,935 B2

PATENT OWNER'S RESPONSE

¹ Central Security Group – Nationwide, Inc., who filed a petition in IPR2019-01609, has been joined as a petitioner in this proceeding.

Oinonen, Whitley and Sears do not disclose (or enable) providing such custom programmability (i.e., permitting a user to add an “app” to his or her cell phone that utilized the phone’s built-in SMS capability to send application data to a base unit and receive data from the base unit). Even if such an idea had been disclosed, nothing in Oinonen, Whitley or Sears would have enabled a POSITA to implement that capability in November 2004. Ex. 2004, ¶104.

935 Paper 23 [Patent Owner Response] at 32-33.

935 Paper 27 [Petitioner Reply] at 22.

935 Patent: Claims 4-6, 16 are Obvious

Mr. Zatkovich testified:



For example, it is possible to have a microcontroller-based processing unit that contains -- that already contains programmed app -- application software. In other words, it's not -- it's not customizable; it's burned at the factory and you can't do anything with it other than what it's designed to do.

935 EX1040[Zatkovich Dep. I] at 111:20-112:4.

935 Paper 27[Petitioner Reply] at 22-23.

935 Patent: Claims 4-6, 16 are Obvious

Mr. Zatkovich testified:



935 EX1040[Zatkovich Dep. I] at 167:16-168:6.

Q. Was Java available for creating customized software before 2002?

A. Yes, I believe so.

Q. And what software did you create using Java?

A. A lot of the software that we wrote for McGraw-Hill was writ -- written in Java.

Q. Okay. So this was the project for McGraw-Hill?

A. Correct.

Q. Okay. And what was the time frame of that project?

A. That was 2002 to 2004 or '5.

935 Paper 27[Petitioner Reply] at 23.

935 Patent: Claims 4-6, 16 are Obvious

Mr. Zatkovich testified:



935 EX1040[Zatkovich Dep. I] at 168:11-169:5.

935 Paper 27[Petitioner Reply] at 23.

Q. And can J2ME be used to create customized software?

A. Yes.

Q. Have you ever used J2ME to create customized software?

A. I think -- well, I personally did not write software on J2ME platforms, but I supervised some application developed for -- development for J2ME when we were doing our mesh network development at eComp.

Q. And the '935 and the '655 patents did not invent Java, right?

A. True.

Q. They did not invent J2ME, right?

A. Correct.

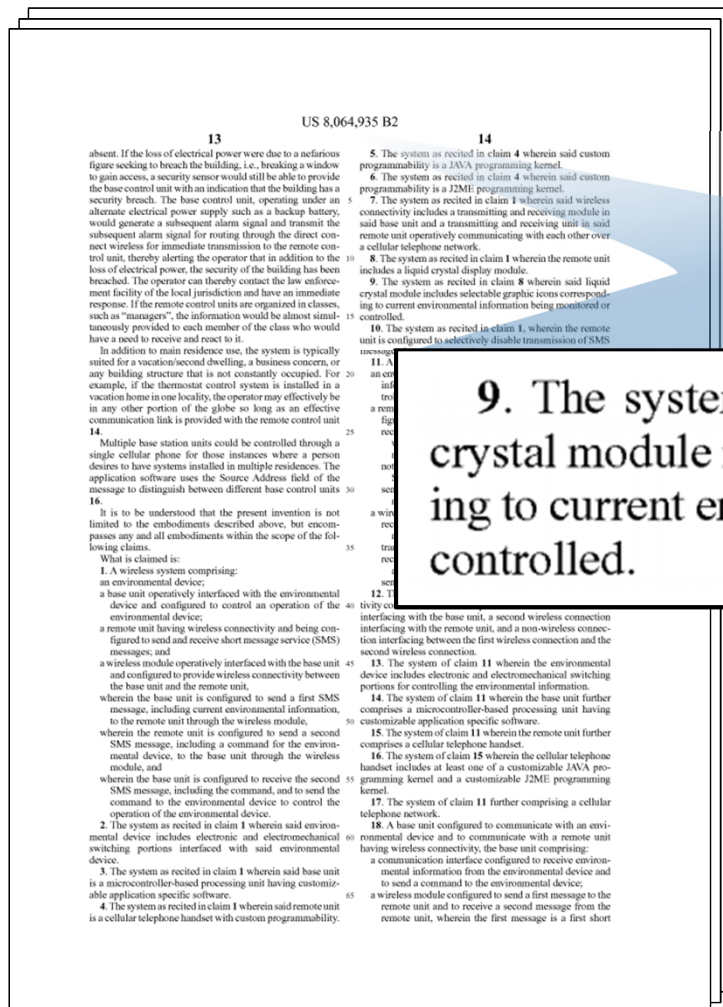
Q. J2ME was also available before 2004?

A. Yes.

Roadmap

1. Overview of the challenged patents
2. **935 Patent**
 - a. Claims 1, 2, 7, 8, 10, 11, 13, 15, 17 and 19 are disclosed
 - b. Bi-directional Messages
 - c. “microcontroller” – Claims 3, 14, 18, 21
 - d. Wireless/non-wireless Connections – Claim 12
 - e. “custom programmability” – Claims 4-6, 16
 - f. “graphic icons” – Claim 9**
 - g. “status message” – Claims 20, 22
3. **655 Patent**
 - a. “geo-fence” – Claim 1
 - b. “energy conservation mode” – Claims 2, 9, 11
 - c. “subordinate” – Claim 24

935 Patent: Claim 9 is Obvious



9. The system as recited in claim 8 wherein said liquid crystal module includes selectable graphic icons corresponding to current environmental information being monitored or controlled.

Ground 1D: Claim 9 is obvious over Oinonen, Whitley, Antila, and Ehlers.

Ground 2A: Claim 9 is obvious over Bielski and Wu.

935 EX1001[935 Patent]

935 Paper 1[Petition] at 3.

DEMONSTRATIVE EXHIBIT – NOT EVIDENCE

935 Patent: Claim 9 is Obvious

1. Ground 1D: Claim 9 is obvious over Oinonen, Whitley, Antila, and Ehlers
2. Ground 2A: Claim 9 is obvious over Bielski and Wu

935 Patent: Claim 9 is Obvious

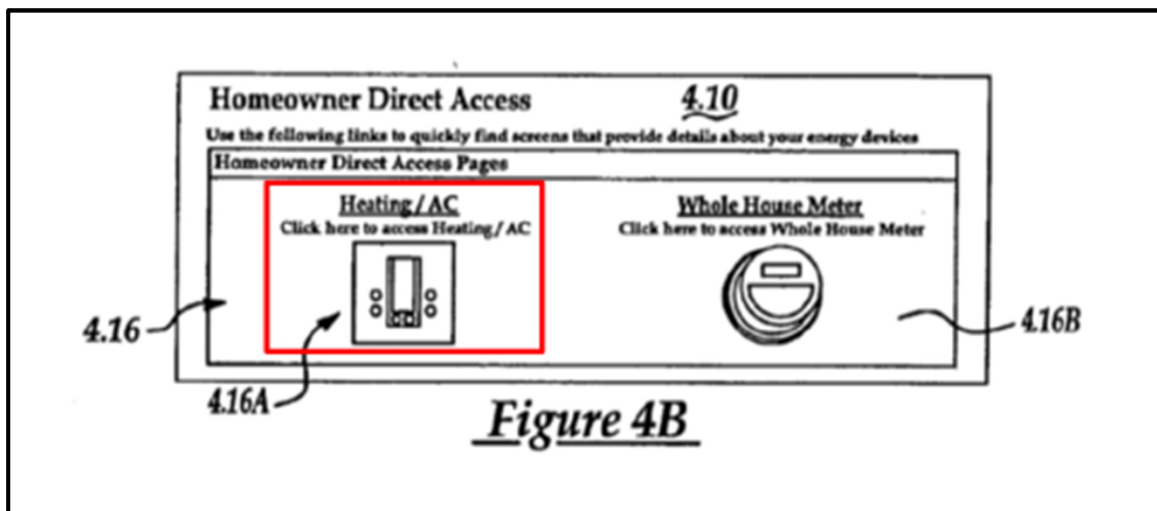
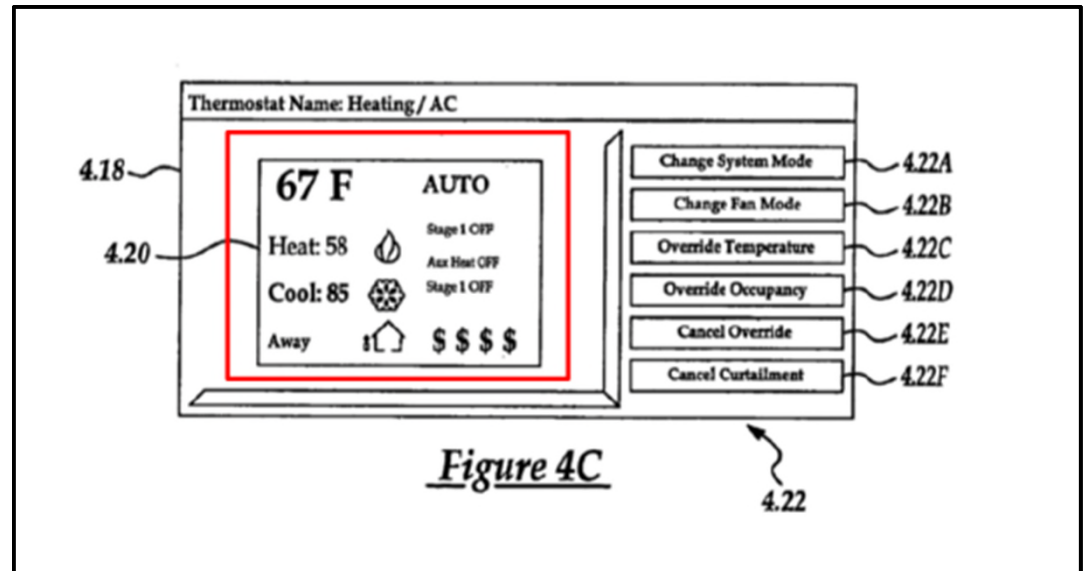
1. Ground 1D: Claim 9 is obvious over Oinonen, Whitley, Antila, and Ehlers
2. Ground 2A: Claim 9 is obvious over Bielski and Wu

935 Patent: Claim 9 is Obvious

Ehlers discloses a “virtual thermostat” with “a plurality of thermostat buttons”.

935 Paper 1[Petition] at 41-42.

935 EX1022[Ehlers] at FIGS 4B-4C, [0316].



935 Paper 27[Petitioner Reply]
at 24-25.

935 Patent: Claim 9 is Obvious

UNITED STATES PATENT AND TRADEMARK OFFICE

BEFORE THE PATENT TRIAL AND APPEAL BOARD

RESIDEO TECHNOLOGIES, INC. and
CENTRAL SECURITY GROUP – NATIONWIDE, INC.,¹
Petitioners,
v.
UBIQUITOUS CONNECTIVITY, L.P.,
Patent Owner.

Case IPR2019-01335
Patent 8,064,935 B2

PATENT OWNER'S RESPONSE

¹ Central Security Group – Nationwide, Inc., who filed a petition 01609, has been joined as a petitioner in this proceeding.

In November 2004, a POSITA would not have been motivated to combine Ehlers' large display with Oinonen or Whitley's small mobile-device displays. That would have effectively required marrying a personal computer—with all its attendant design and manufacturing complexity—with a mobile device. Such a combination was far beyond what a POSITA could have done at that time, with any reasonable expectation of success, and without undue experimentation. If a

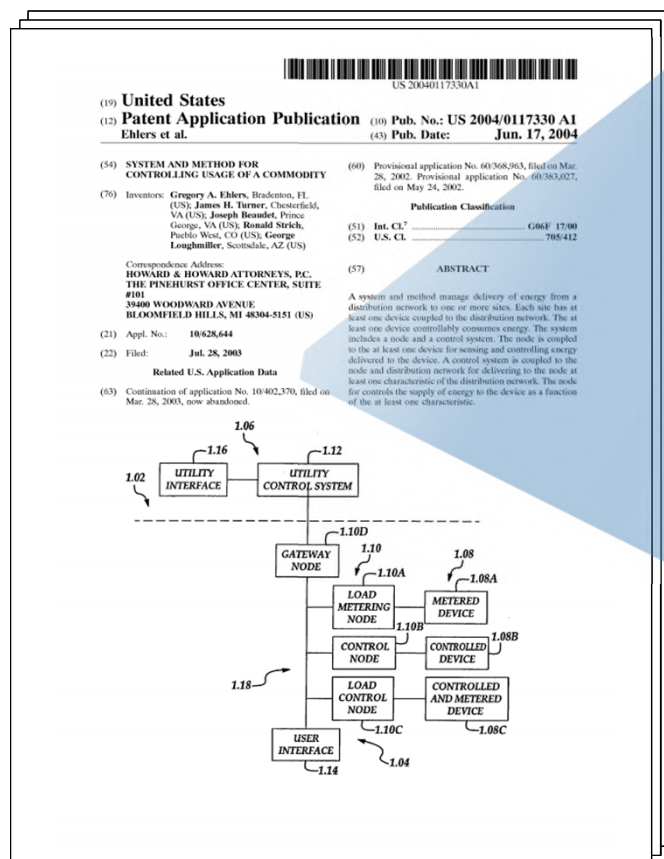
Any existing mobile-phone device (e.g., Nokia Communicator 9000) would have required extensive modification to achieve the combination Petitioners propose. Motivation to do so would not have existed in November 2004 because a

935 Paper 23[Patent Owner Response] at 36-37.

935 Paper 27[Petitioner Reply] at 25.

935 Patent: Claim 9 is Obvious

Ehlers discloses:



935 EX1022[Ehlers]

[0311] With references to FIGS. 4A through 4R, the user interface 1.14 may be implemented as a web page or graphical user interface (“GUI”) 4.02. The GUI 4.02 may be accessible from remote locations, as discussed above. In one embodiment, the customer may access the GUI 4.02 through a web browser or other display device like a television. In another embodiment, the customer may access the GUI 4.02 through a remote device, such as a mobile phone and/or personal digital assistant. By entering a user I.D. and password, the customer may access his or her account.

935 Paper 27[Petitioner Reply] at 27.

935 Paper 1[Petition] at 41.

935 Patent: Claim 9 is Obvious

Mr. Zatkovich testified:



Q. But there's no question that Ellers discloses that that graphical user interface can be displayed on a remote device, such as a mobile phone and/or personal digital assistant, right?

A. I'm sure it's possible to display minimally the text and in some cases minimal graphics.

935 Paper 27[Petitioner Reply] at 26.

935 EX1040[Zatkovich Dep. I] at 172:21-173:5.

935 Patent: Claim 9 is Obvious

US 8,064,935 B2

13 absent. If the loss of electrical power were due to a nefarious figure seeking to breach the building, i.e., breaking a window to gain access, a security sensor would still be able to provide the base control unit with an indication that the building has a security breach. The base control unit, operating under an alternate electrical power supply such as a backup battery, would generate a subsequent alarm signal and transmit the subsequent alarm signal for routing through the direct connect wireless for immediate transmission to the remote control unit, thereby alerting the operator that in addition to the loss of electrical power, the security of the building has been breached. The operator can thereby contact the law enforcement facility of the local jurisdiction and have an immediate response. If the remote control units are organized in classes, such as "managers", the information would be almost simultaneously provided to each member of the class who would have a need to receive and react to it.

14 In addition to main residence use, the system is typically suited for a vacation/second dwelling, a business concern, or any building structure that is not constantly occupied. For example, if the thermostat control system is installed in a vacation home in one locality, the operator may effectively be in any other portion of the globe so long as an effective communication link is provided with the remote control unit.

15 Multiple base station units could be controlled through a single cellular phone for those instances where a person desires to have systems installed in multiple residences. The application software uses the Source Address field of the message to distinguish between different base control units.

16 It is to be understood that the present invention is not limited to the embodiments described above, but encompasses any and all embodiments within the scope of the following claims.

What is claimed is:

1. A wireless system comprising:
an environmental device;
a base unit operatively interfaced with the environmental device and configured to control an operation of the environmental device;
a remote unit having wireless connectivity and being configured to send and receive short message service (SMS) messages; and
a wireless module operatively interfaced with the base unit and configured to provide wireless connectivity between the base unit and the remote unit,
wherein the base unit is configured to send a first SMS message, including current environmental information, to the remote unit through the wireless module,
wherein the remote unit is configured to send a second SMS message, including a command for the environmental device, to the base unit through the wireless module, and
wherein the base unit is configured to receive the second SMS message, including the command, and to send the command to the environmental device to control the operation of the environmental device.

2. The system as recited in claim 1 wherein said environmental device includes electronic and electromechanical switching portions interfaced with said environmental device.

3. The system as recited in claim 1 wherein said base unit is a microcontroller-based processing unit having customizable application specific software.

4. The system as recited in claim 1 wherein said remote unit is a cellular telephone handset with custom programmability.

5. The system as recited in claim 4 wherein said custom programmability is a JAVA programming kernel.

6. The system as recited in claim 4 wherein said custom programmability is a J2ME programming kernel.

7. The system as recited in claim 1 wherein said wireless connectivity includes a transmitting and receiving module in said base unit and a transmitting and receiving unit in said remote unit operatively communicating with each other over a cellular telephone network.

8. The system as recited in claim 1 wherein the remote unit includes a liquid crystal display module.

9. The system as recited in claim 8 wherein said liquid crystal module includes selectable graphic icons corresponding to current environmental information being monitored or controlled.

10. The system as recited in claim 1, wherein the remote unit is configured to selectively disable transmission of SMS messages.

11. A system comprising:
an environmental device;
a remote unit having wireless connectivity and being configured to send and receive short message service (SMS) messages; and
a wireless module operatively interfaced with the base unit and configured to provide wireless connectivity between the base unit and the remote unit,
wherein the base unit is configured to send a first SMS message, including current environmental information, to the remote unit through the wireless module,
wherein the remote unit is configured to send a second SMS message, including a command for the environmental device, to the base unit through the wireless module, and
wherein the base unit is configured to receive the second SMS message, including the command, and to send the command to the environmental device to control the operation of the environmental device.

12. The system as recited in claim 11 wherein the remote unit further comprises a cellular telephone handset.

13. The system of claim 11 wherein the environmental device includes electronic and electromechanical switching portions for controlling the environmental information.

14. The system of claim 11 wherein the base unit further comprises a microcontroller-based processing unit having customizable application specific software.

15. The system of claim 11 wherein the remote unit further comprises a cellular telephone handset.

16. The system of claim 15 wherein the cellular telephone handset includes at least one of a customizable JAVA programming kernel and a customizable J2ME programming kernel.

17. The system of claim 11 further comprising a cellular telephone network.

18. A base unit configured to communicate with an environmental device and to communicate with a remote unit having wireless connectivity, the base unit comprising:
a communication interface configured to receive environmental information from the environmental device and to send a command to the environmental device;
a wireless module configured to send a first message to the remote unit and to receive a second message from the remote unit, wherein the first message is a first short

9. The system as recited in claim 8 wherein said liquid crystal module includes selectable graphic icons corresponding to current environmental information being monitored or controlled.

935 EX1001[935 Patent]

935 Paper 27[Petitioner Reply] at 26-27.

DEMONSTRATIVE EXHIBIT – NOT EVIDENCE

935 Patent: Claim 9 is Obvious

The 935 Patent discloses a mobile phone from 2004 that includes graphical icons.

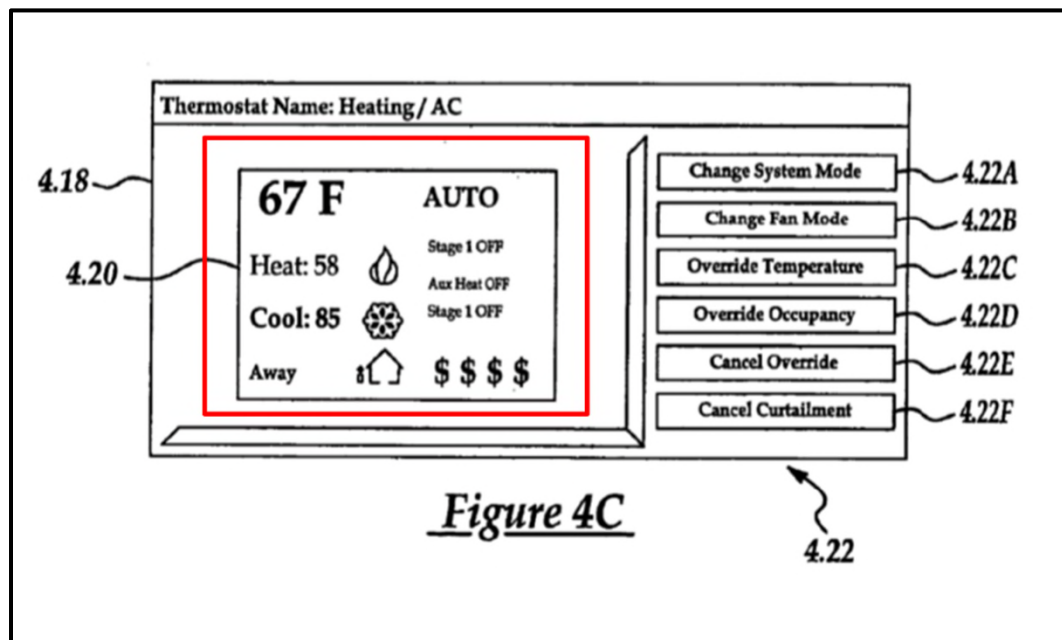


Figure 4C

4.22

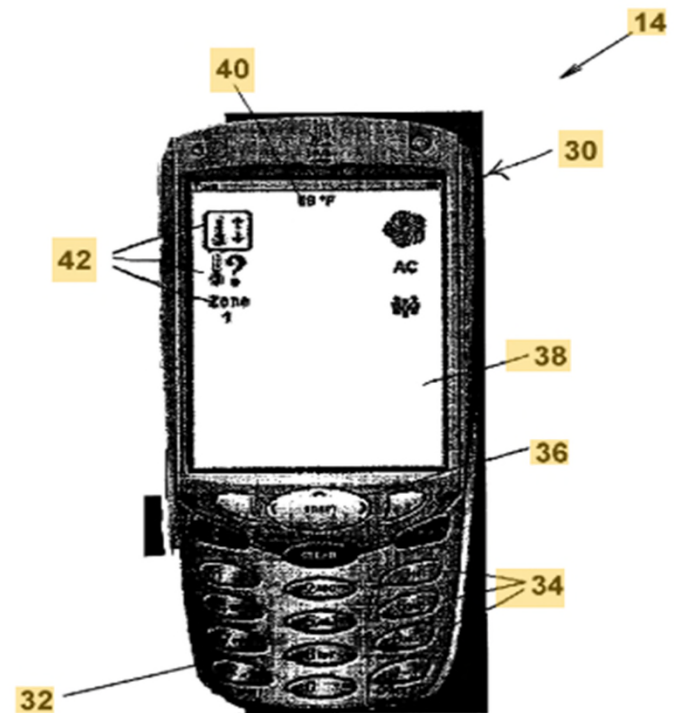


Fig. 2

935 EX1001[935 Patent].

935 EX1022[Ehlers].

935 Paper 1[Petition] at 42.

935 Paper 27[Petitioner Reply] at 26-27.

935 Patent: Claim 9 is Obvious

1. Ground 1D: Claim 9 is obvious over Oinonen, Whitley, Antila, and Ehlers
2. Ground 2A: Claim 9 is obvious over Bielski and Wu

935 Patent: Claim 9 is Obvious

Bielski discloses:

EP 1 391 861 A2

Europäisches Patentamt
European Patent Office
Office européen des brevets

(11) EP 1 391 861 A2

(12) EUROPÄISCHE PATENTANMELDUNG

(43) Veröffentlichungstag:
25.02.2004 Patentblatt 2004/09

(51) Int. Cl.: G08C 17/02

(21) Anmeldenummer: 03018402.2

(22) Anmeldetag: 13.08.2003

(84) Benannte Vertragsstaaten:
AT BE BG CH CY CZ DE DK EE ES FI FR GB GR
HU IE IT LI LU MC NL PT RO SE SI SK TR
Benannte Erstattungsstaaten:
AL LT LV MK

(72) Erfinder: Bielski, Robert
85586 Peing (DE)

(74) Vertreter: Herrmann, Uwe et al
Lorenz - Seidler - Gossel,
Welschmayerstrasse 23
80538 München (DE)

(30) Priorität: 13.08.2002 DE 10237150

(71) Anmelder: O2(Germany) GmbH & Co. OHG
80992 München (DE)

(54) Kommunikationssystem und Verfahren zur Datenübertragung, insbesondere zur Überwachung und Steuerung eines oder mehrerer Geräte

(57) Die vorliegende Erfindung betrifft ein Kommunikationssystem zur Datenübertragung von und/oder zu einem oder mehreren Geräten, insbesondere zur Überwachung, Steuerung und/oder Regelung eines oder mehrerer Geräte, wobei das Kommunikationssystem die folgenden Komponenten umfasst: wenigstens eine Kontrolleinheit, die mit dem oder den Geräten verkabelt ist oder drahtlos in Verbindung steht, wobei die Verbindung derart ausgeführt ist, dass von der Kontrolleinheit zu dem oder den Geräten und/oder von dem oder den Geräten zu der Kontrolleinheit Daten übertragbar sind, wenigstens eine Kommunikationseinheit, die mit der Kontrolleinheit derart in Verbindung steht, dass Daten zwischen beiden Einheiten übertragbar sind, und mittels derer Daten an einen Netzbetreiber eines Telekommunikationsnetzes übertragbar und/oder von dem Netzbetreiber empfangbar sind, wenigstens ein in dem Telekommunikationsnetz des Netzbetreibers betriebbares mobiles Endgerät, sowie Mittel, durch die auf der Grundlage der von der Kommunikationseinheit an den Netzbetreiber übertragenen Daten Daten von dem Netzbetreiber an das mobile Endgerät und/oder durch die Daten von dem mobilen Endgerät an den Netzbetreiber übermittelbar sind, auf deren Grundlage Daten an die Kommunikationseinheit übertragen werden.
Die vorliegende Erfindung betrifft ferner ein Verfahren zur Datenübertragung, insbesondere zur Überwachung, Steuerung und/oder Regelung eines oder mehrerer Geräte mittels einem in einem Telekommunikationsnetz eines Netzbetreibers betriebbaren mobilen Endgerätes.

Printed by Jouve, 75001 PARIS (FR)

935 EX1017[Bielski].

[0032] It can further be provided that one or more applications are provided in the mobile terminal and/or in the check unit and/or in the network. User interfaces implemented in the mobile terminal or, e.g. software programs which transmit the desired data at specific times and/or to specific devices, are conceivable, for example. In this context, it is possible that the user actuates a button on the mobile terminal and then the associated monitoring, control and/or regulation program is implemented. Corresponding

[0081] The existence of an application with a corresponding user interface with which the user can comfortably activate special features using buttons and various control panels or can set specifications for the control/regulation unit is particularly advantageous. It would be possible, for example, to specify a room temperature with a slider inserted onto the user interface, wherein the exact temperature values would be shown on a separate display and the user, however, moves the slider to a desired value, similar to an air conditioning system in a motor vehicle.

935 Paper
27[Petitioner Reply]
at 24.
935 Paper
1[Petition] at 66-67.

Roadmap

1. Overview of the challenged patents
2. **935 Patent**
 - a. Claims 1, 2, 7, 8, 10, 11, 13, 15, 17 and 19 are disclosed
 - b. Bi-directional Messages
 - c. “microcontroller” – Claims 3, 14, 18, 21
 - d. Wireless/non-wireless Connections – Claim 12
 - e. “custom programmability” – Claims 4-6, 16
 - f. “graphic icons” – Claim 9
 - g. **“status message” – Claims 20, 22**
3. **655 Patent**
 - a. “geo-fence” – Claim 1
 - b. “energy conservation mode” – Claims 2, 9, 11
 - c. “subordinate” – Claim 24

Menard

US 8,064,935 B2

15
message service (SMS) message including the environmental information, and wherein the second message is a second short message service (SMS) message including the command to the environmental device; and a microcontroller configured to process the second message including the command, and to send the command through the communication interface to the environmental device.

19. A communication system having wireless connectivity, the communication system comprising:
a base unit operatively interfaced with an environmental device, and configured to receive a current status of an environmental device;
a transmitter associated with said base unit, and configured to send a first message to a remote unit having wireless connectivity, wherein the first message is a wireless message including the current status of the environmental device;
a receiver associated with said base unit, and configured to receive a second message from the remote unit, wherein the second message is a wireless message including a command for the environmental device; and
a controller operatively associated with the base unit and operatively connected with the environmental device, and configured to send the command to the environmental device.

20. A wireless system comprising:
a base unit operatively interfaced with an environmental device for controlling an environmental condition in a structure;
a receiver associated with said base unit, and adapted for receiving a first wireless message from a remote unit having wireless connectivity, wherein the first wireless message includes a command for the environmental device;
a controller operatively associated with said base unit, and operatively connected with the environmental device for executing the command; and

16
a transmitter operatively associated with the base unit, and configured to send a second wireless message to the remote unit, wherein the second wireless message includes information indicating that the command has been executed.

21. A base unit configured to communicate with an environmental device and to communicate with a remote unit having wireless connectivity, the base unit comprising:
a communication interface configured to receive environmental information from the environmental device;
a wireless module configured to send a first message to a remote unit and to receive a second message from the remote unit, wherein the first message includes environmental information and travels via a wireless data bearer service, and wherein the second message includes the command to the environmental device and travels via a short message service; and
a microcontroller configured to process the second message including the command, and to send the command through the communication interface to the environmental device.

22. A base unit configured to communicate with an environmental device and to communicate with a remote unit having wireless connectivity, the base unit comprising:
a controller configured to communicate with the environmental device; and
a wireless module configured to:
receive a control message from the remote unit, wherein the control message includes control information for the environmental device;
create a control command for the environmental device based on the control information;
send the control command to the environmental device via the controller; and
send a status message indicating execution of the control information to the remote device.

* * * *

20. A wireless system comprising:

a transmitter operatively associated with the controller for sending a second wireless message to the remote unit, wherein the second wireless message includes information indicating that the command has been executed.

22. A base unit configured to communicate with an environmental device and to communicate with a remote unit having wireless connectivity, the base unit comprising:

[. . .]
send a status message indicating execution of said control information to the remote device.

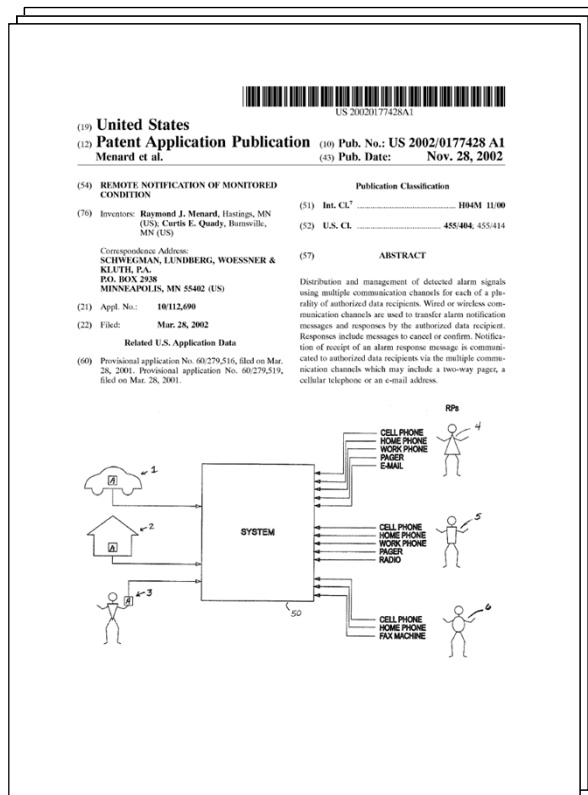
Ground 1E: Claims 20, 22 are obvious over Oinonen, Whitley, and Menard.

Ground 2D: Claims 20, 22 are obvious over Bielski, Wu, and Menard.

935 EX1001[935 Patent].

935 Paper 1[Petition] at 3-4.

Menard



Menard discloses:

- notifying a Responsible Party of an alarm
- receiving a command to process the alarm
- executing the received command
- notifying the Responsible Party that the command has been executed

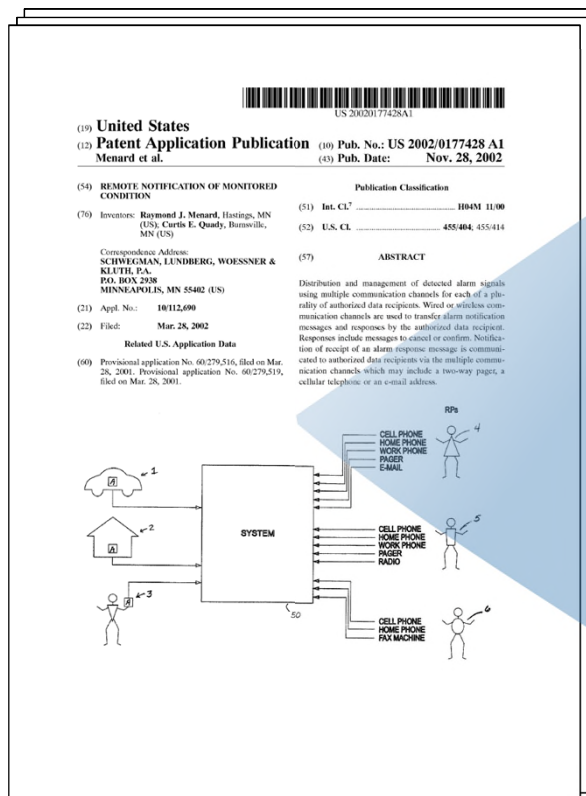
935 Paper 1[Petition] at 46-48.

935 Paper 7[Institution Decision] at 38.

935 EX1003[Jeffay Dec.] at ¶¶475-476.

Menard

- a. notifying a Responsible Party of an alarm
- b. receiving a command to process the alarm



[0068] FIG. 2 includes an overview of a method according to one embodiment of the present subject matter. At 100, an alarm signal is received. At 250, the present system notifies all RPs and other users via narrowcast messaging. At 260, the RPs or other users respond to the messages. In one embodiment, the RPs or other users respond for the purpose of managing the alarm processing. At 290, the present system then executes the process which may included further notification, dispatching of one or more response agencies, data processing or other actions based upon executing the instructions for the particular RP, the monitoring account, or the alarm condition. In one embodiment, instructions are tailored for a particular customer at the time of establishing monitoring services or at a later time. In one embodiment, at 292, the process returns to 250 to commence another notification of all RPs and other users.

935 EX1020[Menard].

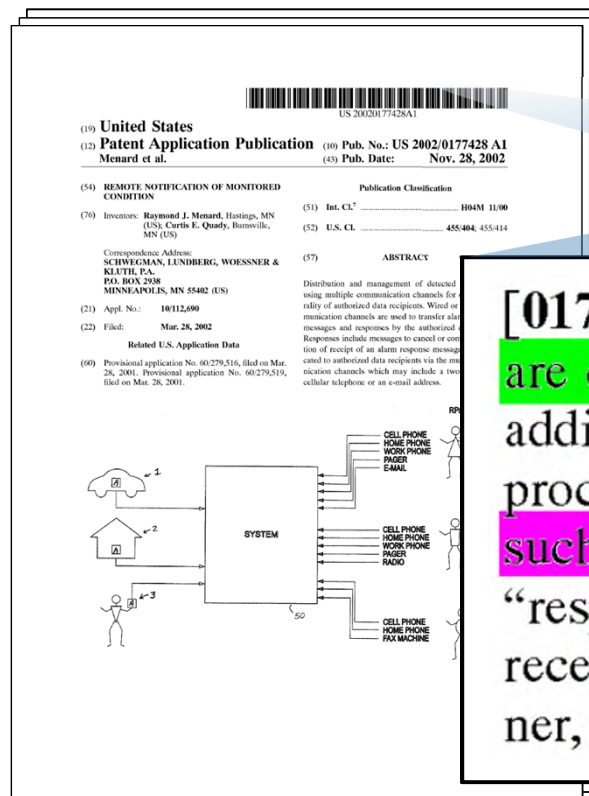
935 Paper 1[Petition] at 46-48.

935 EX1003[Jeffay Dec.] at ¶¶475-476.

Menard

c. executing the received command

d. notifying the Responsible Party that the command has been executed



[0179] In one embodiment, after instructions from an RP are completed, another round of notification may occur. In addition, selected RPs may be notified of the outcome of the process. For example, the notification may entail a message such as “the police were dispatched at 10:05 AM,” or “response was canceled by RP ‘Susan Smith’ or “RP Jones received message and acknowledged receipt.” In this manner, RPs are informed as to the outcome of the event.

935 EX1020[Menard].

935 EX1003[Jeffay Dec.] at ¶¶475-476.

935 Paper 1[Petition] at 46-48.

Menard

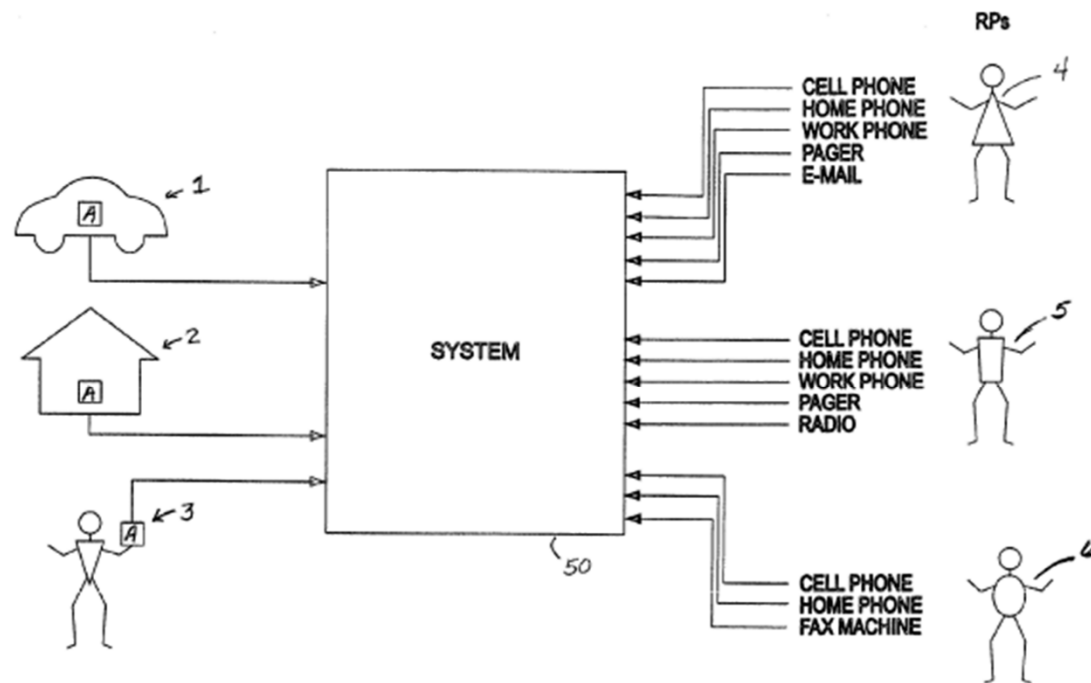


FIG. 1

935 EX1020[Menard].

935 Paper 27[Petitioner Reply] at 15-16.

Menard

Mr. Zatkovich testified:



Q. So it's your opinion that the base unit must be located within a -- a home, right?

A. I -- I don't think it needs to be located in a home. I think it needs to be located, again, using the word locally to the environmental devices that it's interfacing to.

935 EX1040[Zatkovich Dep. I] at 151:16-21.

935 Paper 27[Petitioner Response] at 17.

Menard

Mr. Zatkovich testified:



935 Paper 27[Petitioner Response] at 15-16.
935 EX1040[Zatkovich Dep. I] at 214:9-215:21.

Q. And it goes on to say, "One embodiment the alarm signal is communicated directly or indirectly from the alarm system to a responsible party."

Do you see that?

A. I do.

[...]

Q. So we saw that it says "directly or indirectly." What does it mean that the alarm system is communicated directly to a responsible party?

A. I don't know.

[...]

Q. Could directly mean that the alarm system is communicating directly with the responsible party without any other intervening devices?

A. Yes, that would be one interpretation.

Roadmap

1. Overview of the challenged patents
2. 935 Patent
 - a. Claims 1, 2, 7, 8, 10, 11, 13, 15, 17 and 19 are disclosed
 - b. Bi-directional Messages
 - c. “microcontroller” – Claims 3, 14, 18, 21
 - d. Wireless/non-wireless Connections – Claim 12
 - e. “custom programmability” – Claims 4-6, 16
 - f. “graphic icons” – Claim 9
 - g. “status message” – Claims 20, 22
3. 655 Patent
 - a. “geo-fence” – Claim 1
 - b. “energy conservation mode” – Claims 2, 9, 11
 - c. “subordinate” – Claim 24

Overview of Claim



1. A base unit configured to communicate with an environmental device and to communicate with a cellular remote unit having wireless connectivity capable of communicating from a geographically remote location, the base unit comprising:

[...]

wherein the control instruction to the environmental device is associated with the command for the base unit, wherein the cellular remote unit is configured to determine position data of the cellular remote unit, and determine when the cellular remote unit is outside a geo-fence, wherein the cellular remote unit is configured to transmit a notification via a simple message service responsive to determining that the cellular remote unit is outside of the geo-fence.

Ground 1A: Claim 1 is obvious over Oinonen, Whitley, and Coon.

Ground 2A: Claim 1 is obvious over Bielski, Wu, and Coon.

655 EX1001[655 Patent]

655 Paper 1[Petition] at 3.

Overview of Claim

1. A base unit configured to communicate with an environmental device and to communicate with a cellular remote unit having wireless connectivity capable of communicating from a geographically remote location, the base unit comprising:

[. . .]

wherein the control instruction to the environmental device is associated with the command for the base unit, wherein the cellular remote unit is configured to determine position data of the cellular remote unit, and determine when the cellular remote unit is outside a geo-fence, wherein the cellular remote unit is configured to transmit a notification via a simple message service responsive to determining that the cellular remote unit is outside of the geo-fence.

1. “cellular remote unit is configured to determine position data of the cellular remote unit” and “determine when the cellular remote unit is outside a geo-fence”
2. “cellular remote unit is configured to transmit a notification via simple message service responsive to determining that the cellular remote unit is outside of the geo-fence”

655 EX1001[655 Patent].

Claim Construction

Patent Owner's Construction

1. A base unit configured to communicate with an environmental device and to communicate with a cellular remote unit having wireless connectivity capable of communicating from a geographically remote location, the base unit comprising:

[. . .]

wherein the control instruction to the environmental device is associated with the command for the base unit, wherein the cellular remote unit is configured to determine position data of the cellular remote unit, and determine when the cellular remote unit is outside a geo-fence, wherein the cellular remote unit is configured to transmit a notification via a simple message service responsive to determining that the cellular remote unit is outside of the geo-fence.

655 EX1001[655 Patent].

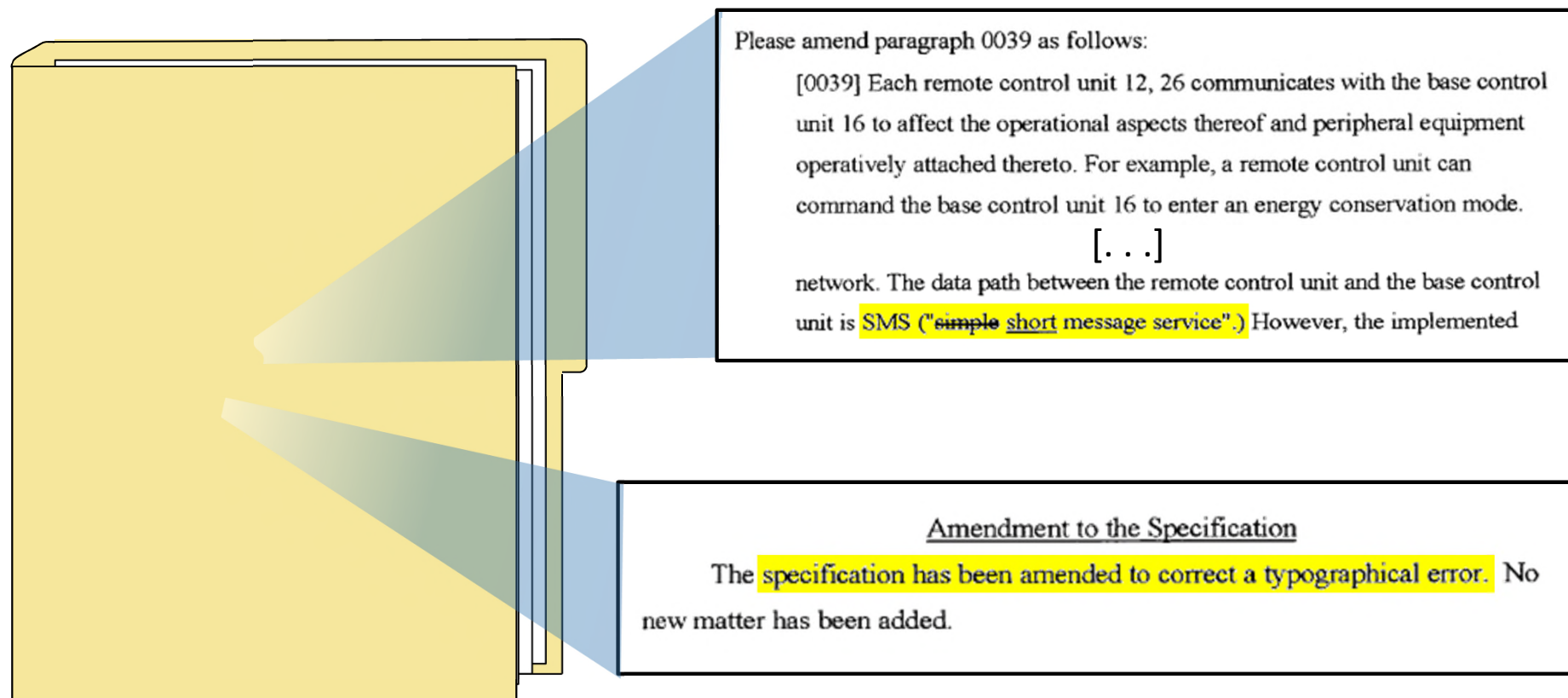
“the cellular remote unit is configured to determine that the cellular remote unit is outside of the geo-fence and to report this information via a simple message service”

655 Paper 23[Patent Owner Response] at 15.

655 Paper 27[Petitioner Reply] at 4-5.

Claim Construction

“simple message service”



655 Paper 27[Petitioner
Reply] at 5.


655 EX1007[397 Patent
File History] at 92, 106.

The Prior Art Discloses Claim 1

- “cellular remote unit is configured to determine position data of the cellular remote unit”
- “determine when the cellular remote unit is outside a geo-fence”

655 Paper 1[Petition] at 30.

655 Paper 27[Petitioner Reply] at 17-18.



655 EX1019[Coon].

[0016] FIG. 1 depicts an exemplary proximity-based control system 100 that includes a wireless mobile device 120 implemented within, for example, a motor vehicle. The mobile device 120 communicates with a control device 140 located within, for example, a building 130. The mobile device 120 includes a processor 102 that is coupled to a display 106, a GPS receiver 108, a memory subsystem 104 and a wireless transceiver 110. The GPS receiver 108 receives various communications from a plurality of GPS satellites 150, through an antenna 114, and provides a location indication to the processor 102. The processor 102 then provides the location of the mobile device 120, via a wireless transceiver 110 (and antenna 112), to a base station 160 via an antenna 162. Alternatively, the processor 102 may transmit a control message to the control device 140, based upon the location information. In this embodiment, upon receiving the control message, the control device 140 initiates performance of an appropriate function or functions, by at least one networked device.

The Prior Art Discloses Claim 1

Mr. Zatkovich testified:



655 EX1041[Zatkovich Dep. I] at 45:2-11.
655 Paper 27[Petitioner Reply] at 18.

Q. So this is sending a notification of a location to the base station, right?

MR. ALEXANDER: Object to form.

THE WITNESS: Yes. This section discusses the control device communicating the location information to the base station.

Q. Right.

And here the control device is described as a mobile device, 120, right?

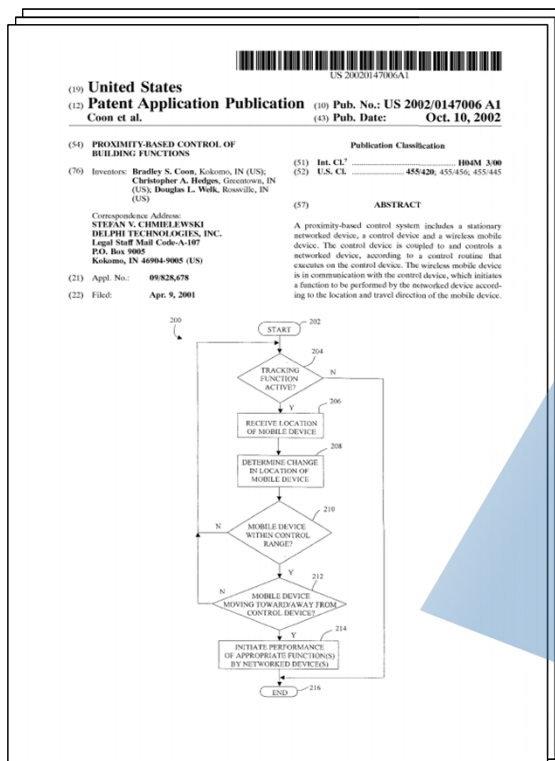
A. Correct.

The Prior Art Discloses Claim 1

- “cellular remote unit is configured to transmit a notification via simple message service responsive to determining that the cellular remote unit is outside of the geo-fence”

Patent Owner Construction: “the cellular remote unit is configured to determine that the cellular remote unit is outside of the geo-fence and to report this information via a simple message service”

655 Paper 27[Petitioner Reply] at 4, 17-18.



655 EX1019[Coon].

[0028] Then, in decision step 310, the processor 102 determines whether the mobile device 120 is within a preprogrammed control range. If the mobile device 120 is within the preprogrammed control range, control transfers to decision step 312. Otherwise, control transfers from step 310 to step 304. In step 312, the processor 102 determines whether the mobile device 120 is moving toward or away from the control device 140. If the mobile device 120 is moving toward or away from the control device 140, control transfers to step 314. Otherwise, control transfers from step 312 to step 304. In step 314, the processor 102 causes an appropriate message (i.e., a message that corresponds to the location of the mobile device 120, with respect to the control device 140) to be sent to the control device 140 via wireless transceiver 110, antenna 112, antenna 162 and base station 160. The control device 140 then initiates performance of an appropriate function or functions by an appropriate networked device or devices. Next, in step 316, routine 300 terminates.

The Prior Art Discloses Claim 1

Mr. Zatkovich testified:



Q. And so this discloses that a message is sent from the mobile device to the base station that corresponds to the location of the mobile device with respect to the control device, right?

A. I'm trying to determine the routing of this message here in this passage.

Yes, I believe this section is referring to sending a message from the mobile device to the base station.

Q. And we see towards the end of the passage of paragraph 28 that the message corresponds to the location of the mobile device, 120, right?

A. Correct.

655 Paper 27[Petitioner Reply] at 18.

655 EX1041[Zatkovich Dep. I] at 48:12-49:3.

Roadmap

1. Overview of the challenged patents
2. 935 Patent
 - a. Claims 1, 2, 7, 8, 10, 11, 13, 15, 17 and 19 are disclosed
 - b. Bi-directional Messages
 - c. “microcontroller” – Claims 3, 14, 18, 21
 - d. Wireless/non-wireless Connections – Claim 12
 - e. “custom programmability” – Claims 4-6, 16
 - f. “graphic icons” – Claim 9
 - g. “status message” – Claims 20, 22
3. 655 Patent
 - a. “geo-fence” – Claim 1
 - b. “energy conservation mode” – Claims 2, 9, 11
 - c. “subordinate” – Claim 24

655 Patent: Claim 2, 9, & 11 Are Obvious

US 9,602,655 B2

13

provided utility (i.e., electric power, water and sewer provisions, natural gas), collapse of the building or a portion thereof due to weather (i.e., tornado, hurricane, blizzard), or breach of the building security (i.e., break-ins). The sensors may be hard wired through the structure of the building. Also, the sensors may have a wireless communication. The optimal presentation would be a dual connection, such a hard-wired and wireless communication, e.g., a transmitter/receiver. This provides maximum effective monitoring of the building because the hard wiring would alleviate the need for constant battery monitoring; likewise, the wireless communication provides monitoring should the absence of electrical power be a factor. For example, the combined hard wired and wireless connection of the sensors to the unit allows the monitoring of the building and generates the alarm when the power is lost due to an area wide electrical outage. The unit transmits that information (i.e., the loss of electrical power) to the remote control unit and the operator is aware that the electrical power is absent. If the loss of electrical power were due to a nefarious figure seeking to breach the building, i.e., breaking a window in gain access, a security sensor would still be able to provide the base control unit with an indication that the building has a security breach. The base control unit, operating under an alternate electrical power supply such as a backup battery, would generate a subsequent alarm signal and transmit the subsequent alarm signal for routing through the direct connect wireless for immediate transmission to the remote control unit, thereby alerting the operator that in addition to the loss of electrical power, the security of the building has been breached. The operator can thereby contact the law enforcement facility of the local jurisdiction and have an immediate response. If the remote control units are organized in classes, such as "managers", the information would be almost simultaneously provided to each member of the class who would have a need to receive and react to it. In addition to main residence use, the system is typically suited for a vacation/second dwelling, a business concern, or any building structure that is not constantly occupied. For example, if the thermostat control system is installed in a vacation home in one locality, the operator may effectively be in any other portion of the globe so long as an effective communication link is provided with the remote control unit.

14.

Multiple base station units could be controlled through a single cellular phone for those instances where a person desires to have systems controlled in multiple residences. The application software uses the Source Address field of the message to distinguish between different base control units.

16.

It is to be understood that the present invention is not limited to the embodiments described above, but encompasses any and all embodiments within the scope of the following claims.

What is claimed:

1. A base unit configured to communicate with an environmental device and to communicate with a cellular remote unit having wireless connectivity capable of communicating from a geographically remote location, the base unit comprising:

a first communication interface configured to receive environmental information from the environmental device and to send a control instruction to the environmental device;

a wireless communication interface configured to send a first message to the cellular remote unit via a cellular

14

communications network and to receive a second message from the cellular remote unit via the cellular communications network;

wherein the first message is a first digital communications message including a representation of the environmental information; and

wherein the second message is a second digital communications message including a command regarding the environmental device; and

a microcontroller configured to process the second message, to provide the control instruction based on the command, and to send the control instruction to the environmental device via the first communication interface; and

wherein the command is for the base unit, initiated by a user from the cellular remote unit; and

wherein the control instruction is the environmental device is associated with the command for the base unit, wherein the cellular remote unit is configured to determine position data of the cellular remote unit, and determine when the cellular remote unit is outside a geo-fence, wherein the cellular remote unit is configured to transmit a notification via a simple message service, responsive to determining that the cellular remote unit is outside of the geo-fence.

2. The base unit of claim 1, wherein the command regards entering an energy conservation mode, and wherein the energy conservation mode is associated with multiple environmental devices.

3. The base unit of claim 1, wherein the command is associated with an icon on the remote unit.

4. The base unit of claim 1, wherein the control instruction is configured to adjust a temperature of a water heater.

5. The base unit of claim 1, wherein the control instruction is configured to adjust an air handling system.

6. The base unit of claim 1, wherein the cellular communications network includes a data bearer service.

7. The base unit of claim 1, wherein the remote unit is a mobile remote unit.

8. The base unit of claim 1, wherein the control instruction includes an environmental control instruction, and wherein the command includes an environmental command.

9. The base unit of claim 1, wherein the command is an energy conservation command associated with multiple environmental devices.

10. The base unit of claim 1, wherein the cellular communications network includes a data bearer service;

wherein the remote unit is a mobile remote unit;

wherein the control instruction includes an environmental control instruction; and

wherein the command includes an environmental command.

11. The base unit of claim 10, wherein the second message includes an energy conservation command associated with multiple environmental devices.

12. The base unit of claim 10, wherein the microcontroller is configured to process the environmental information to the representation and to process the command into the control instruction.

13. The base unit of claim 1, wherein the remote unit is a cellular telephone, and wherein the environmental device comprises a thermostat.

14. The base unit of claim 1, wherein the environmental device comprises at least one of a light, thermostat, or an alarm system.

2. The base unit of claim 1, wherein the command regards entering an energy conservation mode, and wherein the energy conservation mode is associated with multiple environmental devices.

9. The base unit of claim 1, wherein the command is an energy conservation command associated with multiple environmental devices.

11. The base unit of claim **10**, wherein the second message includes an energy conservation command associated with multiple environmental devices.

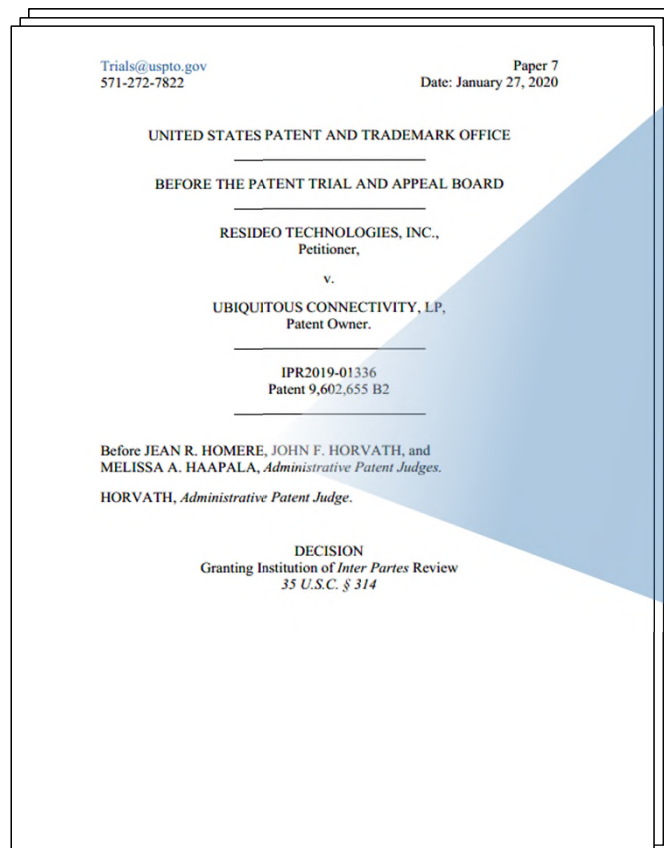
Ground 1B: Claims 2, 9, and 11 are obvious over Oinonen, Whitley, Coon, and Ehlers.

Ground 2B: Claims 2, 9, and 11 are obvious over Bielski, Wu, Coon, and Ehlers.

655 Paper 1[Petition] at 3.

655 Patent: Claim 2, 9, & 11 Are Obvious

The Board addressed Ehlers in the Institution Decision.



devices. When Ehlers' remote unit sends a command to participate in a utility power saving program, that command appears to be sent to utility control system 1.12 rather than gateway 1.10 (base unit) because it is utility control system 1.12 that sends *control instructions based on the command* to environmental devices 1.08. *See, e.g., Ex. 1020 ¶ 81, Figs. 1A–1B* (disclosing *utility control system 1.12* sends signals (control instructions) to gateway 1.10C (base unit) to disable pool pump 1.30B (environmental device) during set times if a user has subscribed to the utility's pool pump program). Similarly, when Ehlers' remote unit sends a command to gateway

655 Paper 7[Institution Decision] at 34.

655 Patent: Claim 2, 9, & 11 Are Obvious

2. The base unit of claim 1, wherein the command regards entering an energy conservation mode, and wherein the energy conservation mode is associated with multiple environmental devices.

The limitations of claim 1 are disclosed by the primary references:

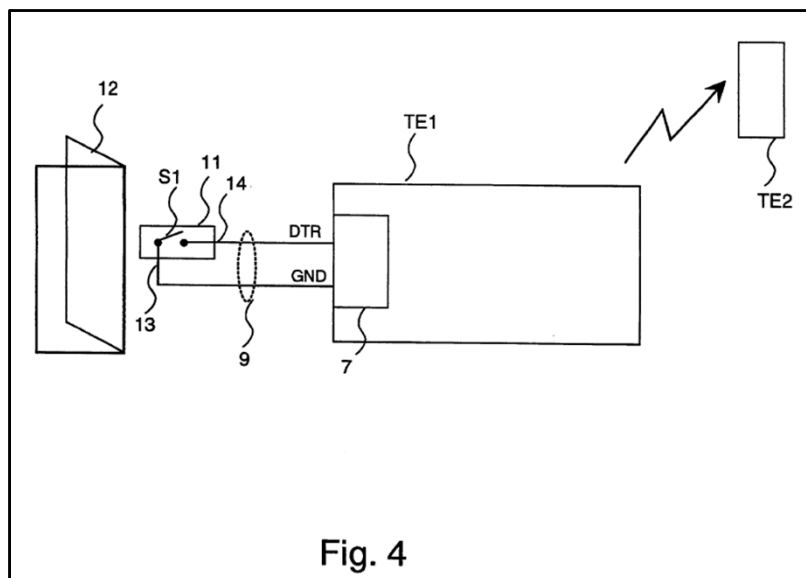
Ground 1A: Oinonen and Whitley

Ground 2A: Bielski and Wu

655 Paper 27[Petitioner Reply] at 27.

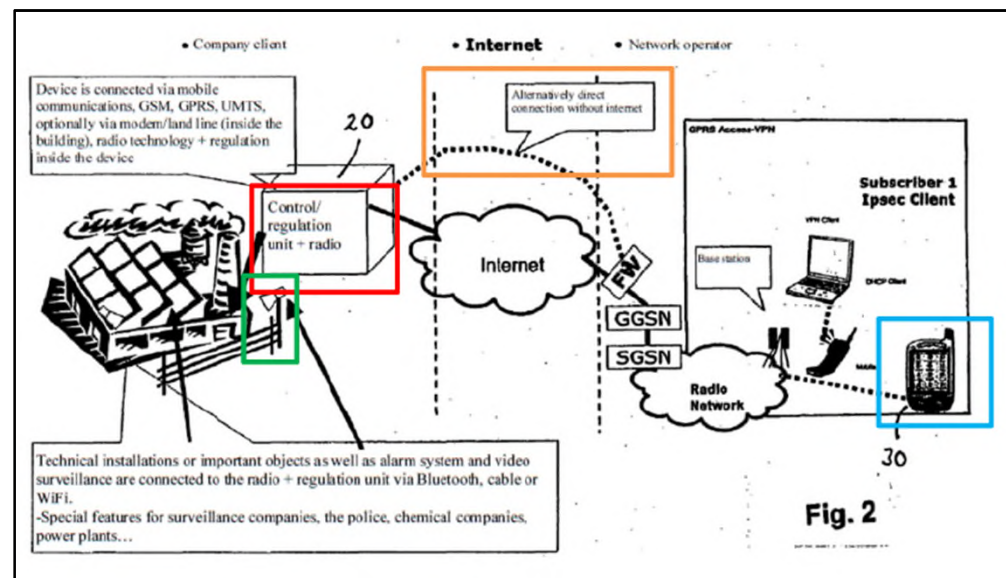
655 Patent: Claim 2, 9, & 11 Are Obvious

Oinonen



935 Paper 1[Petition] at 17-18.

Bielski



935 Paper 1[Petition] at 53.

655 Patent: Claim 2, 9, & 11 Are Obvious

Mr. Zatkovich testified:



Q. And if, for example, an HVAC system is turned off when no one is occupying a home, for example, that would be conserving energy, right?

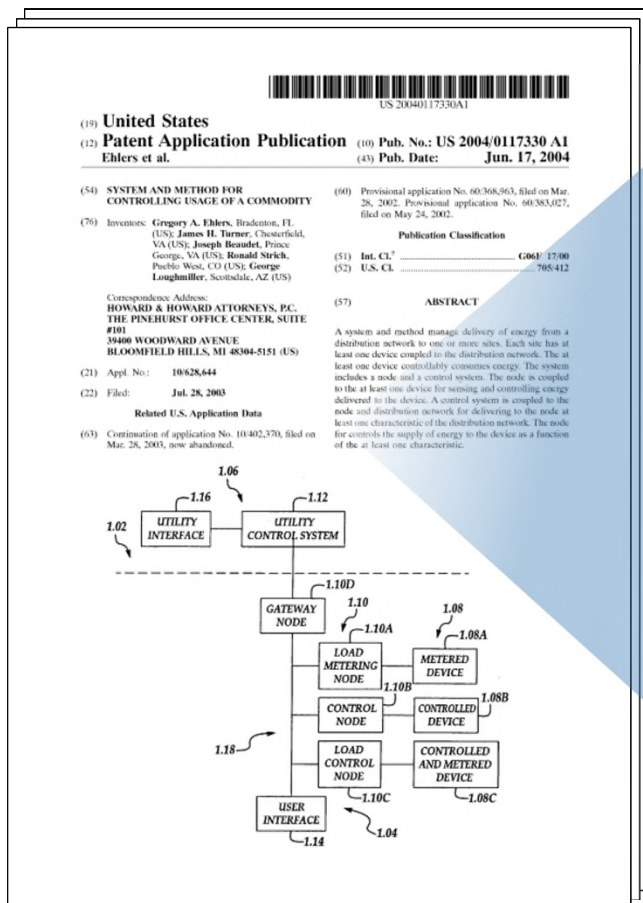
A. Certainly.

Again, the -- the most popular version of conserving energy with air conditioning units is to turn the temperature up, but you could also turn it off.

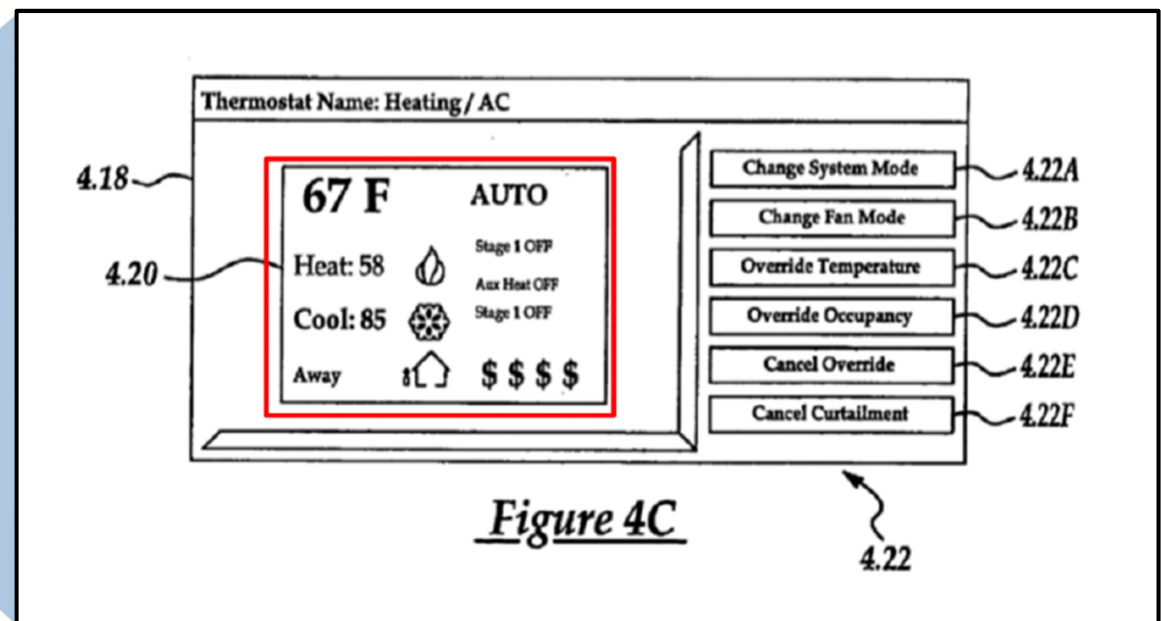
655 EX1041[Zatkovich Dep. II] at 9:17-10:2.

655 Paper 27[Petitioner Reply] at 28.

655 Patent: Claim 2, 9, & 11 Are Obvious



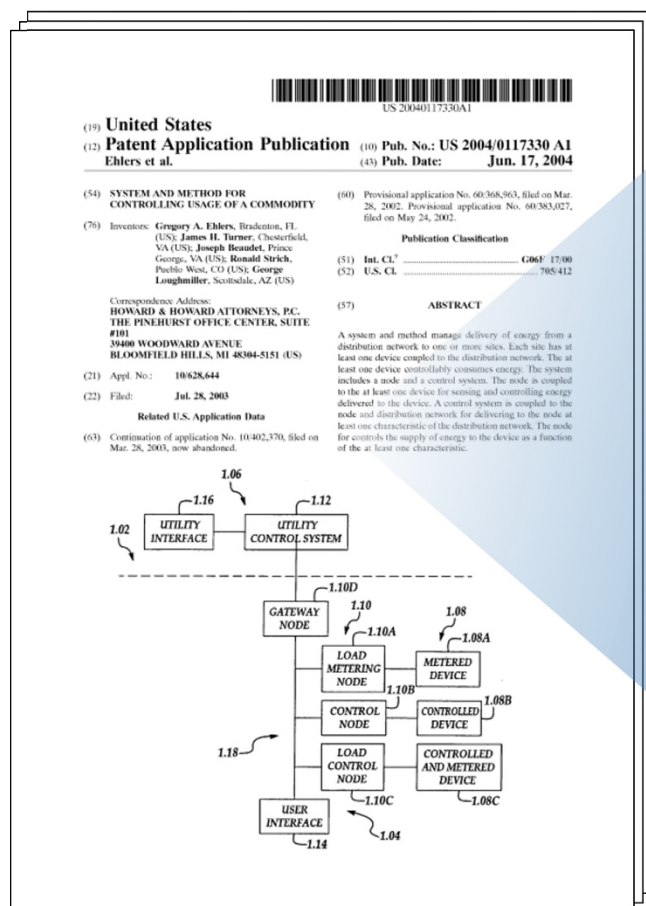
655 EX1020[Ehlers].



655 Paper 1[Petition] at 42.

655 Patent: Claim 2, 9, & 11 Are Obvious

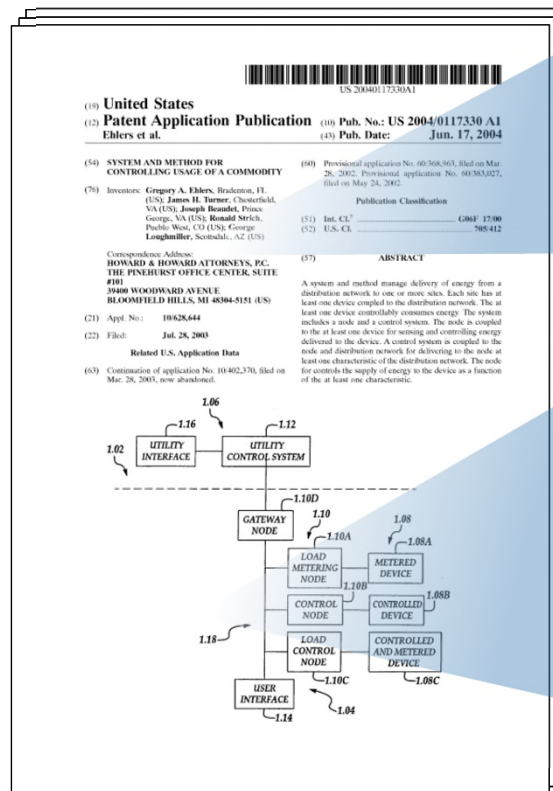
655 Paper 1[Petition] at 40.



655 EX1020[Ehlers].

[0316] With reference to FIG. 4B, when the customer selects the direct access icon 4.14Aa, a plurality of direct access icons 4.16 will be displayed in the control panel 4.10. In the illustrated embodiment, the customer has direct access of the HVAC system and the whole house meter. Correspondingly, a heating/AC icon 4.16a and a whole house meter 4.16b are displayed within the control panel 4.10. In another embodiment, all devices 1.08 to which the customer may have access are accessible here, e.g., a second thermostat or the water heater. With reference to FIG. 4C, selection of the heating/AC icon 4.16a, displays a virtual thermostat 4.18 within the control panel 4.10. The virtual thermostat 4.18 contains an information section or display 4.20 and a plurality of thermostat buttons 4.22. The display section 4.20 includes information related to the actual or real time conditions at the site 1.04. In the illustrated embodiment as shown, the current temperature within the customer site 1.04 is 67° Fahrenheit. The heating and cooling set points are set to 58° and 85°, respectively. The system 3.08 is in an automatic mode and the heating and cooling systems are in an off condition. Furthermore, as indicated, the occupancy mode is set to "Away". As discussed below, the system 3.08 allows the customer to program the HVAC systems use the virtual thermostat 4.18 and according to occupancy modes using heating and cooling set points. By using the thermostat buttons 4.22, the customer can change the current operating parameters of the thermostat. For example, selection of a change system mode thermostat button 4.22A allows the customer to select between automatic and a manual modes. Selection of a change fan mode button 4.22B allows the customer to change the fan mode from "on" to "automatic". Furthermore, selection of an override temperature button 4.22C or an override occupancy button 4.22D allow the customer to override the current temperature and occupancy schedules as defined below. Selection of a cancel override button 4.22E allows the customer to cancel a temperature or occupancy change which was input using the override temperature button 4.22C or the override occupancy button 4.22D. A cancel curtailment button 4.22F allows a customer to cancel any curtailment program (where permissible).

655 Patent: Claim 2, 9, & 11 Are Obvious

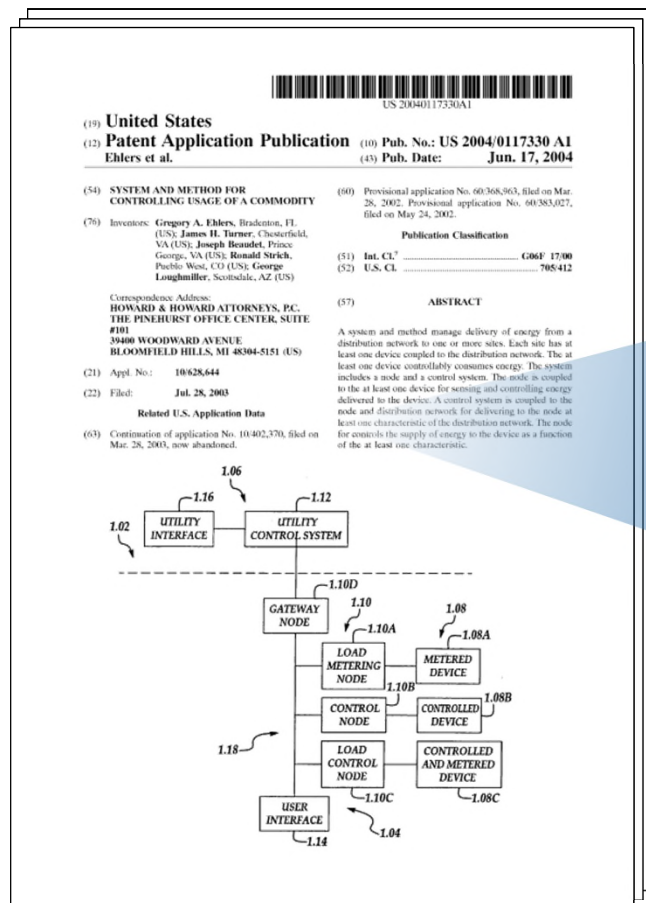


[0197] In its simplest form, the home 2.18, may participate in any number of conservation or demand limiting programs, i.e., Power Saving Programs or PROGRAMS. The following illustrated how the nodes 2.20 may support these PROGRAMS. However, the following should not be interpreted to limit the present invention to any such PROGRAM.

[0221] In still another aspect of the present invention, the customer may set a limit for the total power demand for the home 2.18 during any given period, e.g., 5000 Watts. The gateway node 1.10D receives the total current demand, i.e., power being used, on a real-time basis. Thus, if another device 1.08 in the home 2.18 wanted to perform a function, the device 1.08 (through the associated node 1.10) may query the gateway node 1.10D for permission. If the requested function would cause total demand to exceed this amount (or come within a predetermined threshold), the gateway node 1.10D may not allow the device 1.08 to perform that function.

655 Paper 1[Petition] at 40.

655 Patent: Claim 2, 9, & 11 Are Obvious



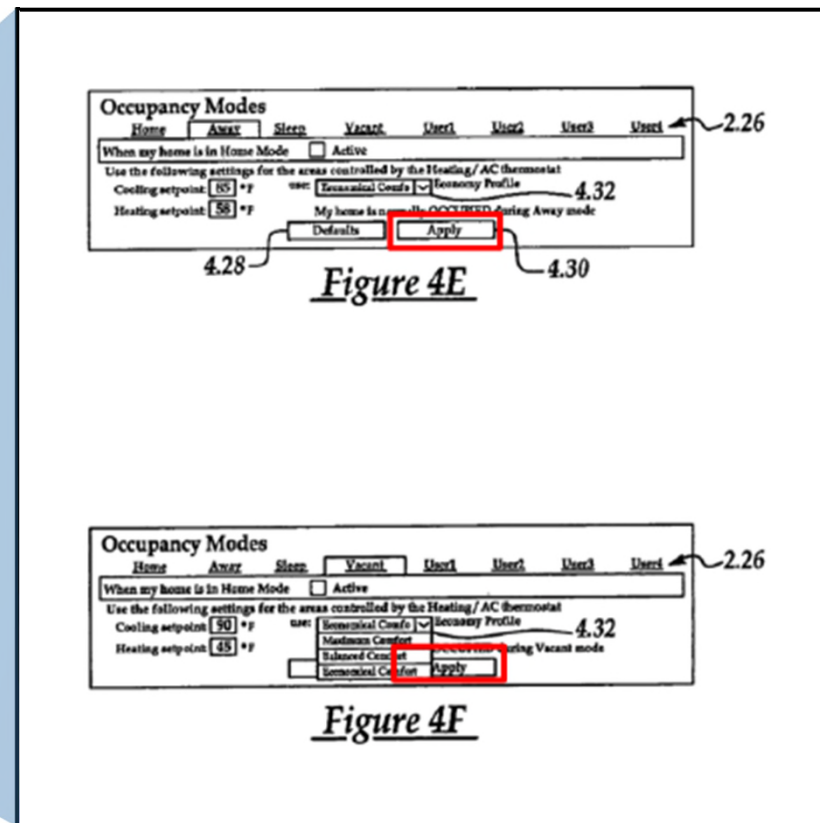
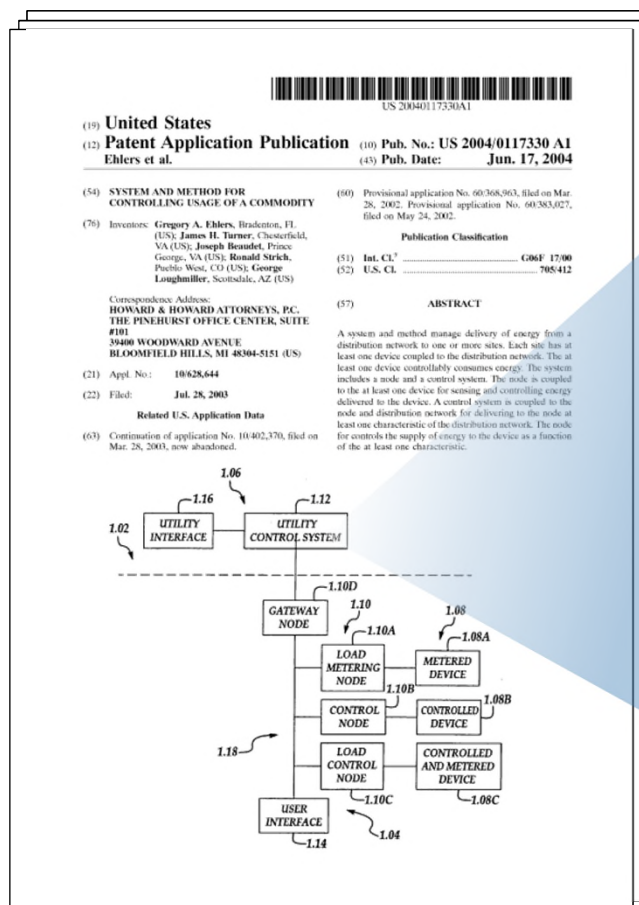
[0245] The system's 3.08 performance and energy reduction capabilities are further enhanced during all periods by applying the most energy effective set point or its related off set if the occupancy mode is "vacant" and applying the comfort management off set if the occupancy mode is "home". This occupancy sensitive control is further enhanced by the addition of occupancy sensing devices that communicate with the system 3.08.

655 EX1020[Ehlers].

655 Paper 1[Petition] at 38.

655 Patent: Claim 2, 9, & 11 Are Obvious

Ehlers discloses:



655 EX1020[Ehlers].

655 Paper 27[Petitioner Reply] at 28-29.

Roadmap

1. Overview of the challenged patents
2. 935 Patent
 - a. Claims 1, 2, 7, 8, 10, 11, 13, 15, 17 and 19 are disclosed
 - b. Bi-directional Messages
 - c. “microcontroller” – Claims 3, 14, 18, 21
 - d. Wireless/non-wireless Connections – Claim 12
 - e. “custom programmability” – Claims 4-6, 16
 - f. “graphic icons” – Claim 9
 - g. “status message” – Claims 20, 22
3. 655 Patent
 - a. “geo-fence” – Claim 1
 - b. “energy conservation mode” – Claims 2, 9, 11
 - c. “subordinate” – Claim 24

655 Patent: Claim 24 is Obvious



655 EX1001[655 Patent].

24. A base unit configured to communicate with an environmental device and to communicate with a remote unit having wireless connectivity, the base unit comprising:

[...]

wherein the wireless communication interface is configured to send a third message to a subordinate remote unit via the communications network and to receive a fourth message from the subordinate remote unit via the communications network, wherein the fourth message includes a subordinate command to the environmental device, and wherein the microcontroller is configured to process the fourth message and to send selectively a second control instruction based on the subordinate command via the first communication interface to the environmental device.

Ground 1D: Claim 24 is obvious over Oinonen, Whitley, Coon, and Lincoln.

Ground 2E: Claim 24 is obvious over Bielski, Wu, and Lincoln.

655 Paper 1[Petition] at 3-4.

655 Patent: Claim 24 is Obvious

Issues:

1. Multiple users – third and fourth messages
2. Subordinate remote unit, subordinate command, and selectively sending

655 Patent: Claim 24 is Obvious

Issues:

1. Multiple users – third and fourth messages
2. Subordinate remote unit, subordinate command, and selectively sending

655 Patent: Claim 24 is Obvious

Mr. Zatkovich's testified:



Q. Okay. And you would agree that Lincoln discloses systems that are designed to handle multiple users and multiple messages, right?

MR. ALEXANDER: Object to form.

THE WITNESS: I'm sorry. Multiple users and? Multiple messages?

Q. Right.

A. Yes, I would say so.

655 Paper 27[Petitioner Reply] at 19.

655 EX1041[Zatkovich Dep. I] at 66:1-8.

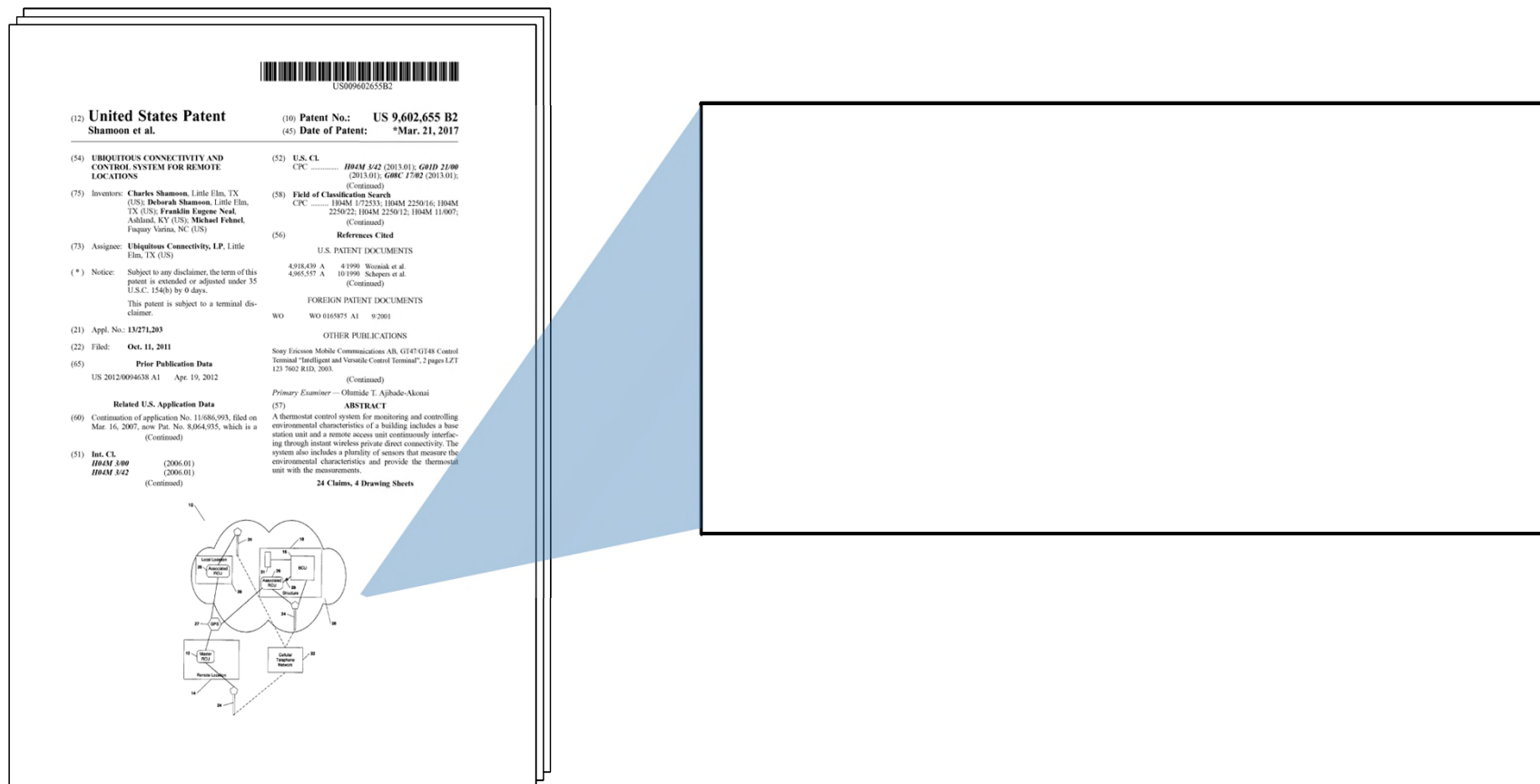
655 Patent: Claim 24 is Obvious

Issues:

1. Multiple users – third and fourth messages
2. Subordinate remote unit, subordinate command, and selectively sending

655 Patent: Claim 24 is Obvious

The specification does not use the term “subordinate.”

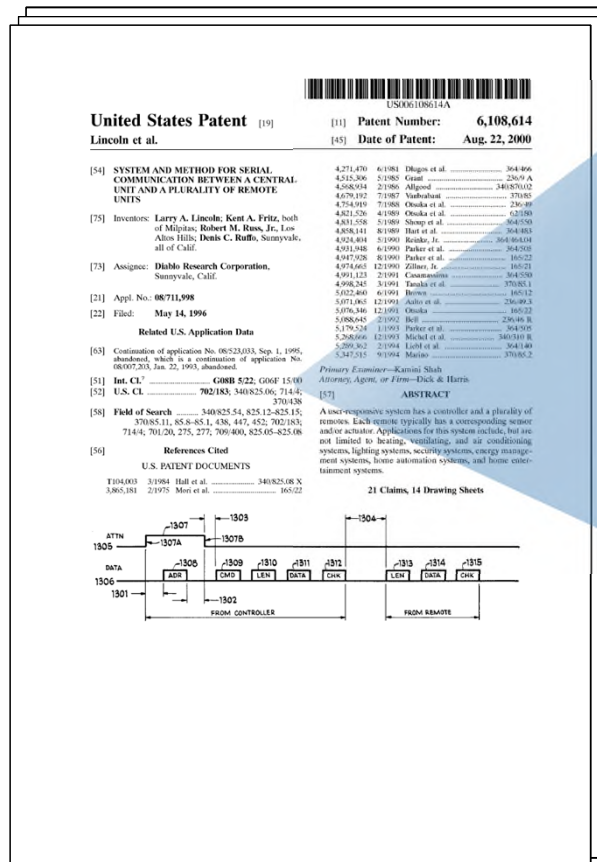


655 EX1001[655 Patent].

655 Paper 27[Petitioner Reply] at 20.

Lincoln

Lincoln discloses:



off depending on whether someone is present. In further accordance with the present invention, the controller identifies particular individuals using an IR, RF, or light source to communicate with a sensor in the room and conforms activation of the home appliance based on the information stored in the controller regarding previous time periods (for example, individual x listens to new wave music in the morning, but listens to classical in the evening). Conflicts between individuals are settled based upon a priority listing programmed in the system.

655 Paper 27[Petitioner Reply] at 20.

655 Paper 1[Petition] at 50.

655 EX1022[Lincoln] at 22:3-10.

Lincoln

Mr. Zatkovich testified:



Q. What would it mean that there are conflicts between individuals?

[...]

Q. Is it fair to interpret this to mean that it's conflicts based on the aspects of the system relevant to one person or the other?

A. I think that's a reasonable interpretation.

655 Paper 27[Petitioner Reply] at 20.

655 EX1041[Zatkovich Dep. I] at 67:2-3, 12-16.

Lincoln

Mr. Zatkovich testified:



Q. Okay. Would it be fair to say that user one is in a class of priority one and user two is in a class of priority two?

A. Again, there's no structure for that in Lincoln, but I -- I'm suppose -- I suppose we could hypothesize on that, sure.

Q. And so using those two users as an example, user one having a higher priority than user two, wouldn't you agree that user two is subordinate to user one?

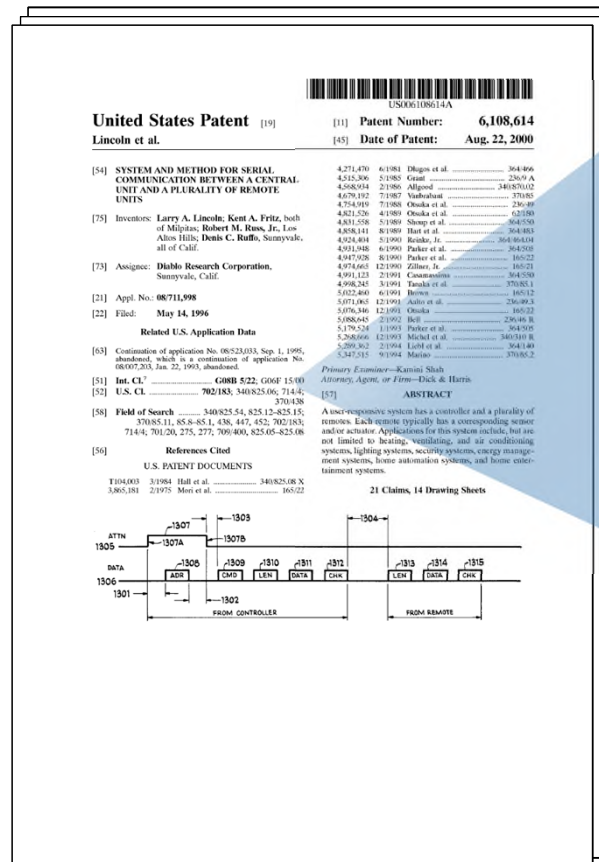
A. In the hypothetical.

655 Paper 27[Petitioner Reply] at 20-21.

655 EX1041[Zatkovich Dep. I.] at 69:9-19.

Lincoln

Lincoln discloses:



off depending on whether someone is present. In further accordance with the present invention, the controller identifies particular individuals using an IR, RF, or light source to communicate with a sensor in the room and conforms activation of the home appliance based on the information stored in the controller regarding previous time periods (for example, individual x listens to new wave music in the morning, but listens to classical in the evening). Conflicts between individuals are settled based upon a priority listing programmed in the system.

655 Paper 1[Petition] at 50.

655 EX1022[Lincoln] at 22:3-10.

Lincoln

Mr. Zatkovich testified:



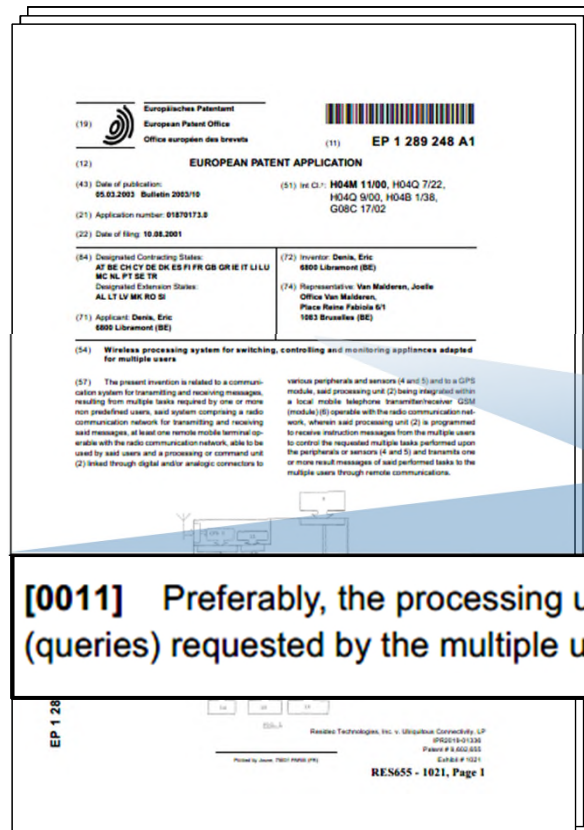
Q. What does that -- what does that mean, "selectively"?

A. It's going to treat the subordinate command differently than a non-subordinate command.

655 Paper 27[Petitioner Reply] at 20.

655 EX1041[Zatkovich Dep. I] at 60:9-13.

Denis



655 Paper 1[Petition] at 48.

CERTIFICATE OF SERVICE

The undersigned hereby certifies that a copy of the foregoing
PETITIONERS' DEMONSTRATIVE EXHIBITS FOR ORAL ARGUMENT was
served electronically on October 22, 2020 on counsel of record for Patent Owner
as follows:

Cortney S. Alexander
Daniel A. Kent
Kent & Risley LLC
5755 N Point Pkwy Ste. 57
Alpharetta, GA 30022
Phone: 404-855-3867
Fax: 770-462-3299
Email: cortneyalexander@kentrisley.com
Email: dankent@kentrisley.com

October 22, 2020
Date

By /S. Benjamin Pleune/
S. Benjamin Pleune (Reg. No. 52,421)