



US009723842B2

(12) **United States Patent**
Thompson et al.(10) **Patent No.:** **US 9,723,842 B2**(45) **Date of Patent:** **Aug. 8, 2017**(54) **ISOTHAZOLINONE BIOCIDES ENHANCED BY ZINC IONS**(75) Inventors: **Nicholas Edward Thompson**, Clitheroe (GB); **Malcolm Greenhalgh**, Sowerby Bridge (GB); **Fitzgerald Clarke**, Manchester (GB)(73) Assignee: **ARCH CHEMICALS, INC.**, Norwalk, CT (US)

(*) Notice: Subject to any disclaimer, the term of this patent is extended or adjusted under 35 U.S.C. 154(b) by 0 days.

6,433,056	B1 *	8/2002	Burdick et al.	524/394
6,455,558	B1	9/2002	Bath et al.	
7,025,952	B1 *	4/2006	Traynor et al.	424/59
2003/0071075	A1 *	4/2003	Frankenbach	C11D 3/0015 222/383.1
2004/0014736	A1	1/2004	El A'mma et al.	
2004/0014799	A1	1/2004	Antoni-Zimmermann et al.	
2004/0198713	A1 *	10/2004	Heer et al.	514/184
2005/0065232	A1	3/2005	Okimoto et al.	
2005/0101487	A1 *	5/2005	Beilfuss	A01N 43/70 504/134
2005/0197366	A1	9/2005	Chia et al.	
2006/0009553	A1	1/2006	Sin	
2006/0111410	A1	5/2006	Wachtler et al.	
2007/0275945	A1	11/2007	Lindner	

(21) Appl. No.: **11/805,779**(22) Filed: **May 24, 2007**(65) **Prior Publication Data**

US 2007/0275094 A1 Nov. 29, 2007

Related U.S. Application Data

(60) Provisional application No. 60/808,697, filed on May 26, 2006.

FOREIGN PATENT DOCUMENTS

EP	0249328	A2	12/1987
EP	0425143	A2	5/1991
EP	0455379		11/1991
EP	0492811	A1	7/1992
EP	1527685	A2	5/2005
GB	2200846		8/1988
GB	2230190	A	10/1990
JP	S62-070301		3/1987
JP	H04-273852		9/1992
JP	H08-231317		9/1996
JP	H09-301805		11/1997
JP	2003-055116		2/2003

(Continued)

(51) **Int. Cl.****A01N 59/16** (2006.01)**A01N 43/80** (2006.01)**A61K 31/425** (2006.01)**A61K 31/555** (2006.01)**A61K 33/30** (2006.01)(52) **U.S. Cl.**CPC **A01N 59/16** (2013.01); **A01N 43/80** (2013.01); **A61K 31/425** (2013.01); **A61K 31/555** (2013.01); **A61K 33/30** (2013.01)(58) **Field of Classification Search**

CPC A01N 59/16; A01N 43/80; A61K 31/425; A61K 31/555; A61K 33/30

See application file for complete search history.

(56) **References Cited****U.S. PATENT DOCUMENTS**

3,403,119	A *	9/1968	McCarthy et al.	524/399
3,976,501	A *	8/1976	Blue	134/10
4,031,055	A	6/1977	Dupont et al.	
4,150,026	A *	4/1979	Miller et al.	548/101
4,241,214	A	12/1980	Miller et al.	
4,299,749	A *	11/1981	McCarthy et al.	524/145
5,059,456	A	10/1991	Larson et al.	
5,125,967	A	6/1992	Morpeth et al.	
5,208,272	A	5/1993	LeSota	
5,221,530	A *	6/1993	Janchitraponvej et al.	424/70.11
5,227,156	A *	7/1993	Wiese	514/345
5,290,810	A	3/1994	Austin	
5,696,083	A *	12/1997	Nelson, Jr.	514/9
5,723,112	A *	3/1998	Bowser et al.	424/70.13
5,840,790	A	11/1998	Ong	
5,883,154	A *	3/1999	Kappock et al.	523/122
6,133,300	A *	10/2000	Smith et al.	514/373
6,156,108	A *	12/2000	Wachowiak, Jr.	106/10

OTHER PUBLICATIONSBulmer et al., "The antifungal action of dandruff shampoos", 1999, *Mycopathologia*, vol. 147, pp. 63-65.*

Simpson et al., Long term protection with fungicide and algicide development, PPCJ (1996).

Mattei et al., Formulating Stable Latex Paints With Zinc Oxide, Presented at the 68th Annual Meeting of the Federation of Societies for Coatings Technology in Washington, DC (1991).

Database WPI Section Ch, Week 8224, Derwent Publication Ltd., London, GB; Class C01, AN 82-94133E, XP002114948 & JP57156405A (Yoshitomi Pharm Ind KK), Sep. 27, 1982 (Sep. 27, 1982) abstract.

(Continued)

Primary Examiner — Ali Soroush(74) *Attorney, Agent, or Firm* — Dority & Manning, PA

(57)

ABSTRACT

The present invention relates to an antimicrobial composition comprising an isothiazolinone, such as 1,2-benzisothiazolin-3-one, and a zinc compound selected from zinc salts, zinc oxides, zinc hydroxides or combinations thereof. Useful zinc salts include for example, oxides, sulfates, chlorides, and combinations thereof. In use, the zinc from the zinc compound enhances the antimicrobial activity to the isothiazolin-containing composition. This enhancement permits achieving the desired antimicrobial activity at a lower usage rate than is achieved using the isothiazolinone in the absence of the zinc compound. The antimicrobial composition can also contain co-biocides, such as pyrithiones, including zinc pyrithione or copper pyrithione.

39 Claims, 5 Drawing Sheets**Sherwin-Williams - Exhibit 1101****Page 1**

(56)

References Cited

WO

WO 2007/139645

12/2007

FOREIGN PATENT DOCUMENTS

JP	2004-051635	2/2004
JP	2005-281305	10/2005
WO	92/01380 A1	2/1992
WO	WO 94/03146	2/1994
WO	95/00019	5/1995
WO	96/22023 A1	7/1996
WO	WO 98/36904	8/1998
WO	99/65315 A1	12/1999
WO	WO 00/38520	7/2000
WO	WO 2004014416	2/2004
WO	WO 2004/099308	11/2004

OTHER PUBLICATIONS

Third Party Observations for EP 07809194.9, Dated Feb. 27, 2015.
Proxel® BZ Preservative Technical Sheet, EPA Accepted Date of
Apr. 22, 1999.
Proxel® BZ Preservative Technical Sheet, EPA Accepted Date of
Feb. 27, 2002.
Examination Report of EP07809194.9, Dated Jan. 29, 2015.
Third Party Observations in EP07809194.9, Dated Dec. 3, 2014.
Third Party Observations for EP 07809194.9, Dated Jun. 8, 2016.
Third Party Observations for EP 07809194.9, Dated Jun. 23, 2016.

* cited by examiner

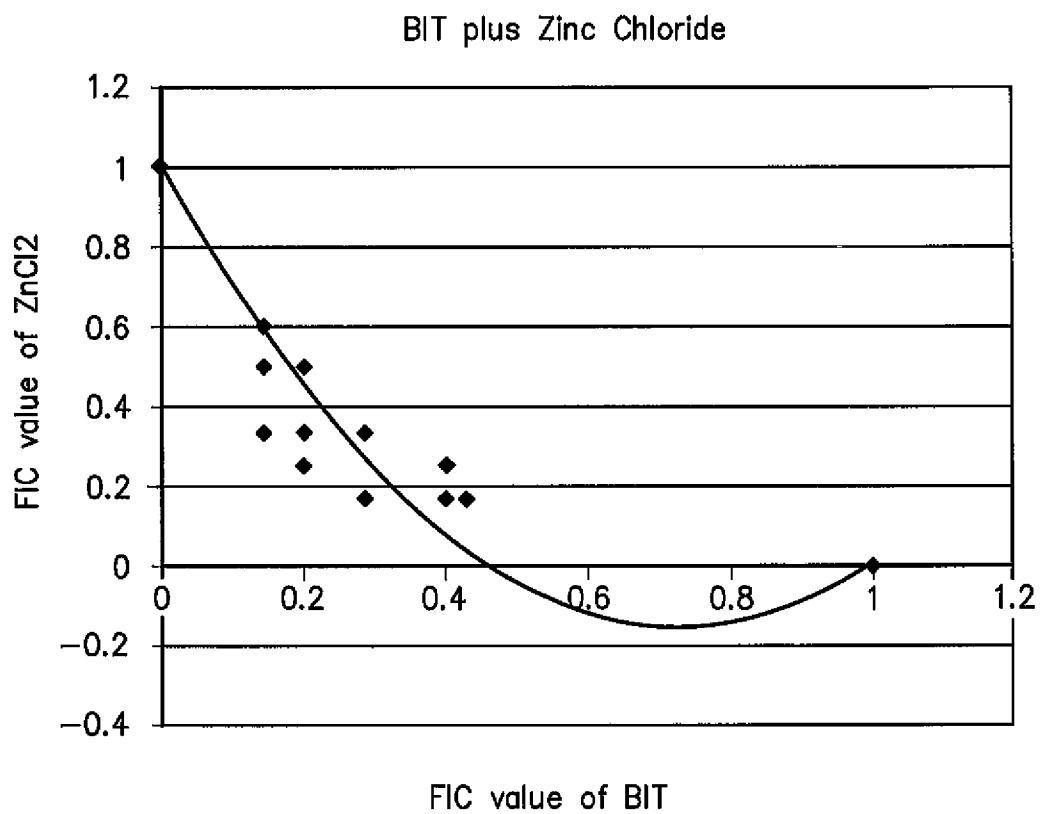


FIG. 1

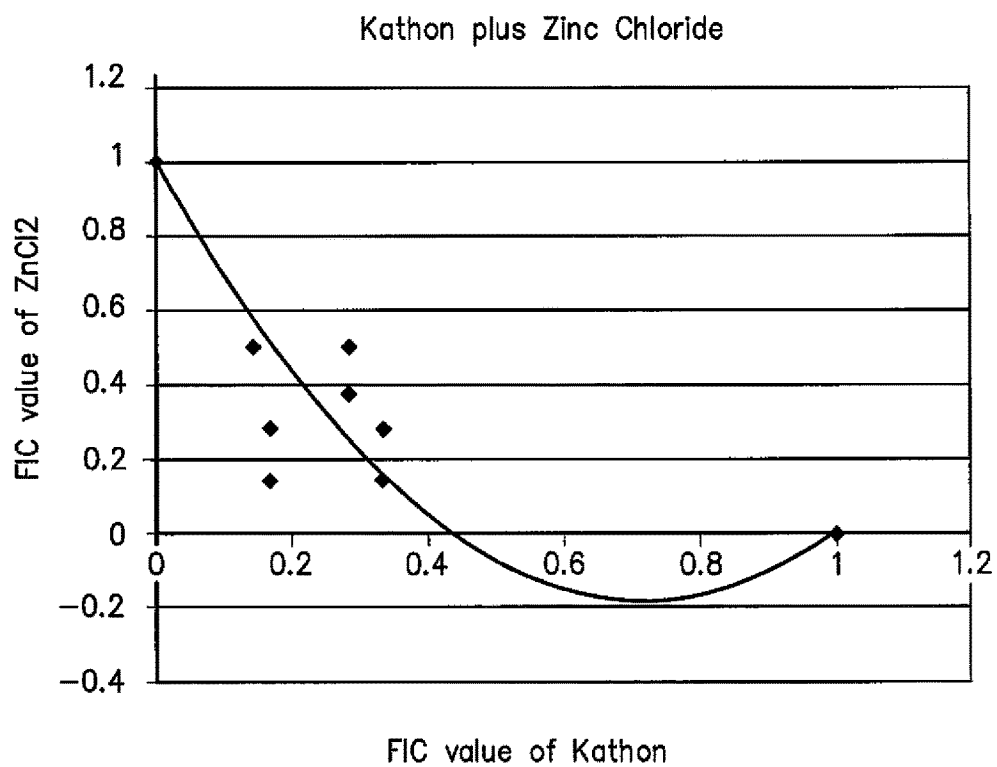


FIG. 2

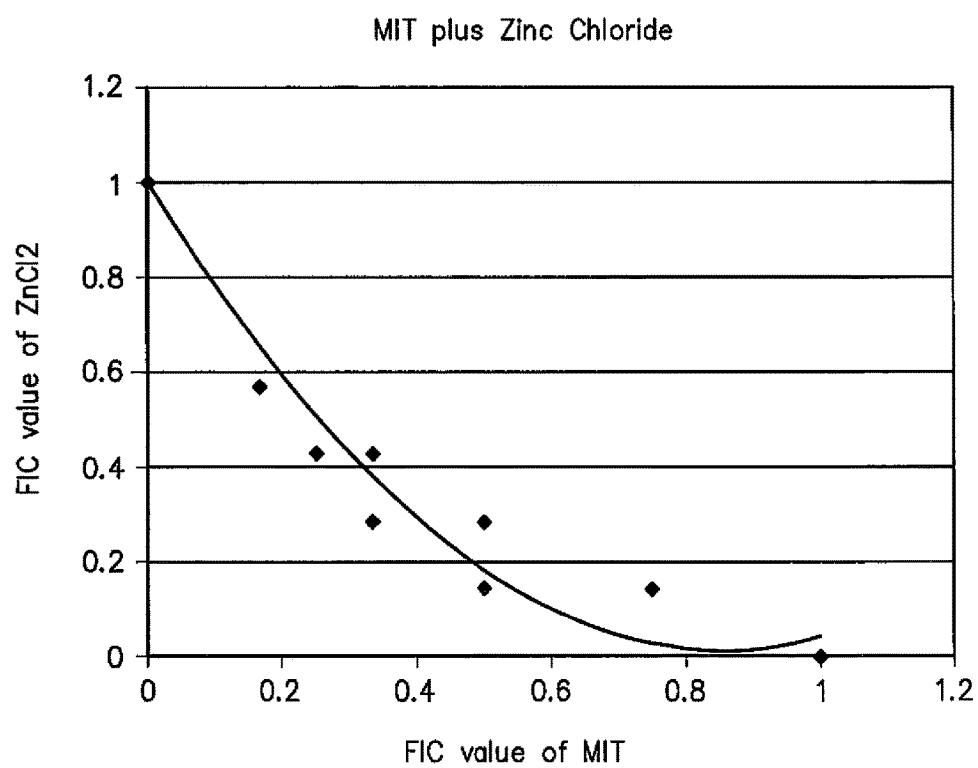


FIG. 3

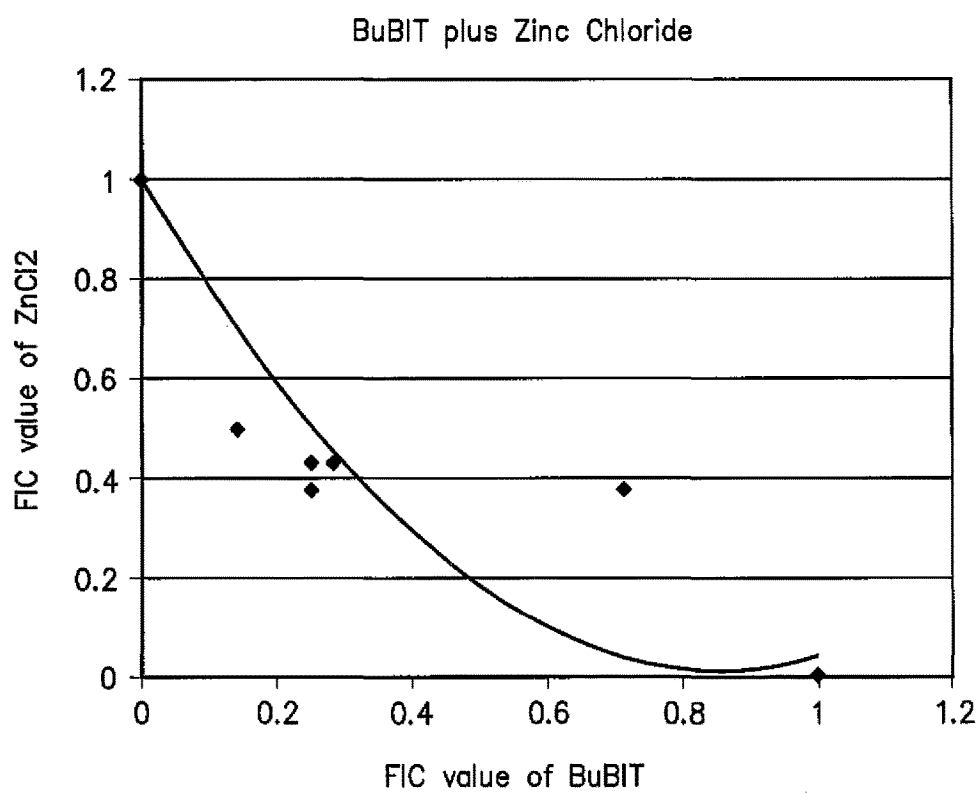


FIG. 4

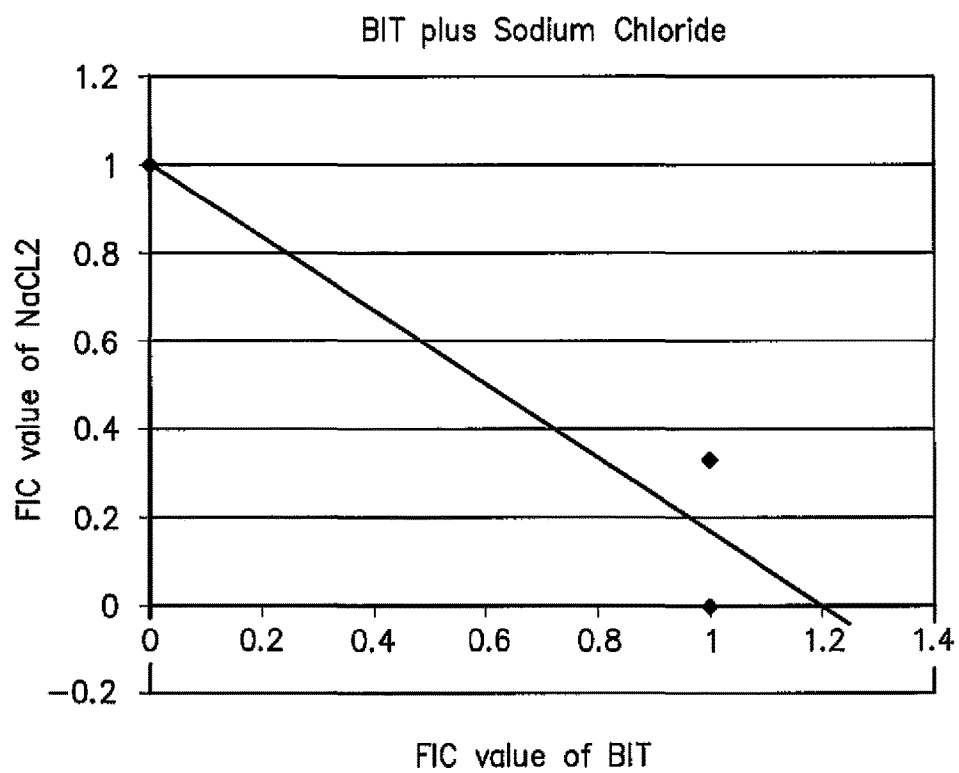


FIG. 5

1

ISOTHIAZOLINONE BIOCIDES ENHANCED BY ZINC IONS

CROSS-REFERENCE TO RELATED APPLICATIONS

This application claims the benefit of U.S. Provisional Application No. 60/808,697, filed May 26, 2006, the disclosure of which is incorporated herein by reference in its entirety.

BACKGROUND OF THE INVENTION

Isothiazolinones, such as 1,2-benzisothiazolin-3-one (also referred to as "BIT"), are known to be effective antimicrobials. BIT, as disclosed for example in formulations described in European patent EP 0 703 726, is widely used as a bactericide in a variety of applications. Illustratively, British patent publication GB2,230,190A discloses a preservative composition containing BIT and an adduct of zinc chloride ("ZC"), together with 2,2'-dithiopyridine-1,1'-dioxide ("DTP"). Example 3 of '190A publication compares compositions containing BIT plus ZC plus DTP against a control example containing only BIT plus ZC. The results given in Example 3 and Table 3 of the publication indicate that inclusion of DTP allows decreased usage of BIT in the composition. Nonetheless, the amount of BIT (2.5 ppm) employed in the control example has been found by the present inventors to be insufficient for antimicrobial efficacy in real-world applications.

While BIT has proven useful in a wide range of applications, the useful amount of BIT that can be added to a commercial product is limited by efficacy and economic considerations and to a lesser extent by environmental and toxicological concerns. Accordingly, alternative antimicrobial compositions are needed for wet state applications that are cost-effective and minimize the likelihood of adverse environmental and toxicological effects. The present invention provides one such alternative.

SUMMARY OF THE INVENTION

In one aspect, the present invention relates to an antimicrobial composition comprising (a) at least one isothiazolin-3-one and (b) at least one zinc compound selected from the group consisting of zinc salts, zinc oxides, zinc hydroxides, and combinations thereof. Illustrative zinc salts are zinc chloride, zinc sulfide, zinc carbonate, basic zinc carbonate, and combinations thereof. The zinc compound provides a source of metal ion in the antimicrobial composition. In the composition, the isothiazolin-3-one is present in an amount of from 1 to 500 ppm (preferably from 5 to 500 ppm), the zinc compound is present in an amount from 5 to 200,000 ppm (preferably from 5 to 500 ppm), and the weight ratio of the isothiazolin-3-one to the zinc compound is from 1:2000 to 100:1 (preferably from 1:100 to 100:1). Optionally, the antimicrobial composition additionally comprises a pyrrithione salt or pyrrithione acid. Useful pyrrithione salts include copper pyrrithione, zinc pyrrithione, sodium pyrrithione, pyrrithione disulfide, and combinations thereof.

In another aspect, the present invention relates to an antimicrobial composition concentrate that, upon dilution with water, provides antimicrobial efficacy in a functional fluid. The concentrate comprises (a) at least one isothiazolin-3-one and (b) at least one zinc compound selected from the group consisting of zinc salts, zinc oxides, zinc hydroxides, and combinations thereof. In the concentrate, component (a)

2

is present in an amount of from 1 to 95% w/w, and component (b) is present in an amount of from 1 to 50% w/w based on the total weight of the concentrate, with the proviso that the weight percent of (a) plus (b) does not exceed 100% by weight.

In yet another aspect, the present invention relates to functional fluid that comprises a base medium plus (a) at least one isothiazolin-3-one and (b) at least one zinc compound selected from the group consisting of zinc salts, zinc oxides, zinc hydroxides, and combinations thereof. Illustrative zinc salts are zinc chloride, zinc sulfide, zinc carbonate, basic zinc carbonate, and combinations thereof. In the composition, the isothiazolin-3-one is present in an amount of from 1 to 500 ppm (preferably from 5 to 500 ppm), the metal compound is present in an amount of from 5 to 200,000 ppm (preferably from 5 to 500 ppm), and the weight ratio of the isothiazolin-3-one to zinc ion is from 1:2000 to 100:1 (preferably from 100:1 to 1:100). Optionally, the antimicrobial composition additionally comprises a pyrrithione salt or pyrrithione acid. Useful pyrrithione salts include copper pyrrithione, zinc pyrrithione, sodium pyrrithione, and pyrrithione disulfide. The base medium for the functional fluid can be, for example, a polymer useful in polymer emulsions. Examples of polymer systems are lattices, such as acrylic and substituted (meth)acrylates, styrene/butadiene, ethylene vinyl acetate, polyvinyl acetate, styrene/butadiene/N-methylol acrylamide, nitrile and copolymers of the aforementioned. Typical functional fluids include coating compositions, such as paints, adhesives, sealants, caulks, mineral and pigment slurries, printing inks, agricultural pesticide formulations, household products, personal care, metal working fluids and other aqueous based systems.

These and other aspects will become apparent upon reading the following detailed description of the invention.

BRIEF DESCRIPTION OF THE DRAWINGS

FIG. 1 provides a graphical depiction of an Isobologram showing Antimicrobial Activity of Mixtures of 1,2-Benzisothiazolin-3-one ("BIT") and Zinc Chloride against *Ps. aeruginosa* based on Fractional Inhibitory Concentration values.

FIG. 2 provides a graphical depiction of an Isobologram showing Antimicrobial Activity of Mixtures of Kathon® (a mixture of 5-chloro-2-methyl-4-isothiazolin-3-one ("CIMIT") and 2-methyl-4-isothiazolin-3-one ("MIT")) and Zinc Chloride against *Ps. aeruginosa* based on Fractional Inhibitory Concentration values.

FIG. 3 provides a graphical depiction of an Isobologram showing Antimicrobial Activity of Mixtures of MIT and Zinc Chloride against *Ps. aeruginosa* based on Fractional Inhibitory Concentration values.

FIG. 4 provides a graphical depiction of an Isobologram showing Antimicrobial Activity of Mixtures of N-(n-butyl)-1,2-benzisothiazolin-3-one ("BBIT") and Zinc Chloride against *Ps. aeruginosa* based on Fractional Inhibitory Concentration values.

FIG. 5 provides a graphical depiction of an Isobologram showing Antimicrobial Activity of Mixtures of BIT and Sodium Chloride against *Ps. aeruginosa* based on Fractional Inhibitory Concentration values.

DETAILED DESCRIPTION OF THE INVENTION

It has now been surprisingly found in accordance with the present invention that an antimicrobial composition contain-

3

ing an isothiazolin-3-one, plus a zinc compound selected from the group consisting of zinc salts, zinc oxides, zinc hydroxides, and combinations thereof, exhibits enhanced antimicrobial efficacy, as compared to isothiazolin-containing compositions that do not contain the metal compound. Enhanced efficacy are suitably provided in antimicrobial compositions over a wide range of pHs of from 3 to 12.

The antimicrobial composition of the present invention is suitably incorporated into a functional fluid. The functional fluid suitably comprises a base medium plus (a) at least one isothiazolin-3-one and (b) at least one zinc compound selected from the group consisting of zinc salts of organic acids, zinc salts of inorganic acids, zinc oxides, zinc hydroxides, and combinations thereof. Illustrative zinc salts include zinc chloride, zinc sulfide, zinc carbonate, basic zinc carbonate (also known as "hydroxy-containing zinc carbonate", also known as "zinc hydroxy carbonate" which is further identified by the empirical formula $Zn_5(OH)_6(CO_3)_2$), and combinations thereof.

The isothiazolinone useful in the present invention is preferably an isothiazolin-3-one that is selected from: 1,2-benzisothiazolin-3-one ("BIT"), N-(n-butyl)-1,2-benzisothiazolin-3-one ("BBIT"), 4,5-dichloro-2-n-octyl-4-isothiazolin-3-one ("DCOIT"), 2-methyl-4-isothiazolin-3-one ("MIT"), mixtures of 5-chloro-2-methyl-4-isothiazolin-3-one ("CIMIT") plus MIT (available from Rohm and Haas Company, Philadelphia, Pa. under the tradename Kathon®) dithio-2,2'-bis(benzmethylamide), and combinations thereof. Particularly preferred isothiazolins are BIT, MIT and BBIT, and combinations thereof.

In the composition, the isothiazolin-3-one is present in an amount of from 1 to 500 ppm (preferably from 5 to 500 ppm), the zinc compound is present in an amount of from 5 to 200,000 ppm (preferably from 5 to 500 ppm), and the weight ratio of the isothiazolin-3-one to the zinc compound is from 1:2000 to 100:1 (preferably from 100:1 to 1:100).

Optionally, the antimicrobial composition additionally comprises a pyrrithione salt or pyrrithione acid. Useful pyrrithione salts include copper pyrrithione, zinc pyrrithione, sodium pyrrithione. If used, the pyrrithione salt or pyrrithione acid is suitably present in the composition in an amount of from about 0.001% w/w to about 1.0% w/w.

In one embodiment, the combination of antimicrobial components for the antimicrobial composition can be provided in the form of an antimicrobial composition concentrate that, upon dilution with water, provides antimicrobial efficacy in a functional fluid. The concentrate comprises (a) at least one isothiazolin-3-one and (b) at least one zinc compound selected from the group consisting of zinc salts, zinc oxides, zinc hydroxides, and combinations thereof. In the concentrate, component (a) is present in an amount of from 1 to 95% w/w, and component (b) is present in an amount of from 1 to 50% w/w.

The antimicrobial compositions of the present invention are suitably used in functional fluids such as polymer emulsions, or other coating compositions, to impart both wet state and dry film preservation. The base medium can be, for example, a polymer useful in polymer emulsions wherein the polymer is selected from the group consisting of acrylic and substituted (meth)acrylates, styrene/butadiene, ethylene vinyl acetate, polyvinyl acetate, styrene/butadiene/N-methylol acrylamide, nitrile and copolymers of the aforementioned. Typical functional fluids include coating compositions, such as paints, adhesives, sealants, caulks, mineral and pigment slurries, printing inks, agricultural pesticide formulations, household products, personal care, metal working fluids and other aqueous based systems.

The invention is further described in the Examples given below. All percentages given herein are weight percents based on the total weight of the composition, unless other-

4

wise stated. All patents referred to in this application are incorporated herein by reference in their entirety.

EXAMPLE 1

In this example, samples of a commercial water based acrylic latex, trade name REVACRYL 1A, supplied by the Harlow Chemical Company, pH 8.1, containing antimicrobial additives in amounts as identified in Table I below, were challenged with a bacterial suspension consisting of

Pseudomonas aeruginosa, NCIMB 8295

Providencia rettgeri, NCIMB 10842

Serratia marcescens, NCIMB 9523

Aeromonas hydrophila, NCIMB9233

Alcaligenes spp. (Wet State Preservation isolate)

Burkholderia cepacia, ATCC 25416

Pseudomonas putida, NCIMB9494

All test species were cultured onto nutrient agar and incubated for 24 hours at 30° C. After this period individual suspensions of each test organism were prepared at a concentration of 10^6 colony forming units per ml in saline solution by means of a Thoma counting chamber, achieved by mixing equal volumes of the individual suspensions. The concentration of bacteria in each aliquot after each challenge was 2×10^6 per ml.

The antimicrobial additive-containing paint samples were stored at 40° C. for 7 days prior to commencing the test. The paint samples were challenged with 1% v/v of bacterial suspension as described above. All test samples were incubated at 30° C. for the duration of the test and examined for viable bacteria after 1, 3 and 7 days after each challenge. Viable bacteria were detected by streaking aliquots onto nutrient agar followed by incubation at 30° C. for 2 days.

Table I presents the results obtained after the third inoculation days 1, 3 and 7.

TABLE I

Sample	3 rd inoculation			
	BIT/ppm	Day 1	Day 3	Day 7
BIT/ZnO	50	C	C	C
	100	1+ (92)	1+ (27)	—
	150	1+ (95)	S (7)	—
	200	S (10)	T (4)	—
	250	1+ (89)	1+ (22)	—
	300	1+ (77)	1+ (12)	—
BIT/ZnCl ₂	50	C	C	C
	100	++	1+ (30)	—
	150	1+ (34)	1+ (21)	—
	200	1+ (51)	1+ (14)	—
	250	++ (185)	1+ (25)	—
	300	1+ (58)	1+ (17)	—
PROXEL BD20	50	C	C	C
	100	C	C	C
	150	C	C	C
	200	C	C	C
	250	1+ (75)	—	—
	300	1+ (54)	—	—
	400	1+ (47)	—	—

Assessments are rated as:

— no growth detected

T 0-5 colonies present

S 5-10 colonies

1+ 20-100 colonies

+ light growth - no specified number of colonies

++ moderate growth - colonies visible, some coalescence

+++ heavy growth - coalescing colonies visible throughout

C confluent heavy growth

5

Results demonstrate a potentiating effect on BIT in combination with a zinc containing salt when compared against a commercial product, namely PROXEL BD20 a product of Arch Chemicals, Inc. containing only a BIT for the preservation of a commercial latex in that only 100 ppm of BIT is required in the presence of a zinc containing salt compared to 250 ppm of BIT for sample containing only BIT.

EXAMPLE 2

Investigation of Potentiation Between 1,2-Benzisothiazolin-3-one (BIT) and Zinc Chloride ($ZnCl_2$) Against *Pseudomonas aeruginosa*.

Bacteria

Pseudomonas aeruginosa (NCIB 10421) maintained on nutrient agar, were used to study the synergy between BIT and $ZnCl_2$.

Calculation of Minimum Inhibitory Concentrations Against Mono-cultures

Bacteria were grown to stationary phase (approximately 24 hours) in nutrient broth (approximately 10^9 organisms per ml). A 0.1% (v/v) inoculum was used to seed fresh medium and 100 μ l of the inoculum was then added to each well of a microtitre plate, except for the first well which contained 200 μ l.

Using doubling dilutions, the concentration of the compounds under investigation were varied in each well along the ordinate axis. The presence or absence of growth was recorded by visual inspection after 24 hours incubation at 37° C.

Calculation of Antimicrobial Activity Against Mono-cultures

Microtitre plates were used for this assay. A simple matrix was constructed with varied concentrations of the two compounds from 2×MIC (minimum inhibitory concentration) down to zero concentration in a 10×10 array. As the microtitre plate has only 96 wells, the combinations of the two compounds that made up the extreme concentrations (highest and lowest) were omitted. Solutions were made up in broth at two times the final concentrations after pre-dissolving the compounds in distilled water.

The mixture (100 μ l) was added to the plate so that the total volume in each well was 200 μ l. Nutrient broth was used for *Ps. aeruginosa*. Plates were incubated for 16-24 hours at 37°. The presence or absence of growth was determined by visual inspection.

6

Results for Example 2

Table 2: Antimicrobial Activity of Compounds Under Investigation

TABLE 2

COMPOUND	MIC (ppm) against <i>Ps. aeruginosa</i>			
	1	2	3	4
BIT	30	42	42	30
$ZnCl_2$	300	450	375	450

BIT is 1,2-benzisothiazolin-3-one available from Arch Limited PROXEL ® GXL.

Calculation of activity Against Mono-cultures

The Minimum Inhibitory Concentration (MIC) is the lowest concentration of biocide which showed growth inhibition when used alone. For the purpose of Fractional Inhibitory Concentration (FIC) calculations, if a single biocide did not control growth, the MIC was taken as the highest concentration used. A Fractional Inhibitory Concentration is the concentration of biocide which controlled growth in the mixture divided by the MIC of that biocide. FIC values for both compounds in the mixture were calculated and the results are shown in Table 3. The sum of these two figures gives an indication of the action of the two biocides. A value less than one indicates an enhanced effect, if the total is unity or greater the action is additive and if the value is greater than two the biocides are antagonistic.

Table 3: Fractional Inhibitory Concentrations for 1,2-Benzisothiazolin-3-one (BIT) and Zinc Chloride ($ZnCl_2$) against *Ps. aeruginosa*

TABLE 3

COMPOUND	FIC VALUES											
	1	2	3	4	1	2	3	4	1	2	3	4
BIT	1	0.20	0.20	0.40	0.14	0.14	0.29	0.29	0.43	0.14	0.20	0.40
$ZnCl_2$	0	0.25	0.50	0.25	0.33	0.50	0.17	0.33	0.17	0.60	0.33	0.17
Total	1	0.45	0.70	0.65	0.47	0.64	0.46	0.62	0.60	0.74	0.53	0.57

If a graph with the axes representing the biocide Fractional Inhibitory Concentrations for the two biocides on linear scales is constructed, when the combination is additive the isobole (i.e. the line joining the points that represent all combinations with the same effect including the equally effective concentrations of the biocides used alone) is straight, enhanced combinations give concave isoboles and antagonistic combinations give convex isoboles. As shown in FIG. 1, the combination of BIT and $ZnCl_2$ has an enhanced effect against *Ps. aeruginosa* as confirmed by the concave isobole on the graph of FIG. 1.

EXAMPLE 3

Investigation of potentiation between Kathon® (CIMIT/MIT) and Zinc Chloride ($ZnCl_2$) against *Pseudomonas aeruginosa*.

Bacteria

Pseudomonas aeruginosa (NCIB 10421) maintained on nutrient agar, were used to study the synergy of Kathon® and $ZnCl_2$.

Calculation of Minimum Inhibitory Concentrations Against Mono-cultures

Bacteria were grown to stationary phase (approximately 24 hours) in nutrient broth (approximately 10^9 organisms per ml). A 0.1% (v/v) inoculum was used to seed fresh medium

7

and 100 μ l of the inoculum was then added to each well of a microtitre plate, except for the first well which contained 200 μ l.

Using doubling dilutions, the concentration of the compounds under investigation were varied in each well along

8

if the total is unity or greater the action is additive and if the value is greater than two the biocides are antagonistic.

Table 5: Fractional Inhibitory Concentrations for Kathon (CIMIT/MIT) and Zinc Chloride (ZnCl_2) against *Ps. aeruginosa*

TABLE 5

COMPOUND	FIC VALUES											
	1	2	3	4								
Kathon	1	0.17	0.17	0.33	0.33	0.17	0.33	0.33	0.14	0.28	0.28	0
ZnCl_2	0	0.14	0.29	0.14	0.29	0.29	0.14	0.29	0.50	0.38	0.50	1
Total	1	0.31	0.46	0.47	0.62	0.46	0.47	0.62	0.64	0.66	0.78	1

the ordinate axis. The presence or absence of growth was recorded by visual inspection after 24 hours incubation at 37° C.

Calculation of Antimicrobial Activity Against Mono-cultures

Microtitre plates were used for this assay. A simple matrix was constructed with varied concentrations of the two compounds from 2×MIC (minimum inhibitory concentration) down to zero concentration in a 10×10 array. As the microtitre plate has only 96 wells, the combinations of the two compounds that made up the extreme concentrations (highest and lowest) were omitted. Solutions were made up in broth at two times the final concentrations after predissolving the compounds in distilled water.

The mixture (100 μ l) was added to the plate so that the total volume in each well was 200 μ l. Nutrient broth was used for *Ps. aeruginosa*. Plates were incubated for 16-24 hours at 37°. The presence or absence of growth was determined by visual inspection.

Results of Example 3

Table 4: Antimicrobial Activity of Compounds Under Investigation

TABLE 4

COMPOUND	MIC (ppm) against <i>Ps. aeruginosa</i>			
	1	2	3	4
Kathon	0.9	0.9	0.9	0.53
ZnCl_2	294	294	210	600

The mixture of CIMIT and MIT is available from Rohm and Haas Company, Philadelphia, Pa. under the tradename Kathon®.

Calculation of Synergy Against Mono-cultures

The Minimum Inhibitory Concentration (MIC) is the lowest concentration of biocide which showed growth inhibition when used alone. For the purpose of Fractional Inhibitory Concentration (FIC) calculations, if a single biocide did not control growth, the MIC was taken as the highest concentration used. A Fractional Inhibitory Concentration is the concentration of biocide which controlled growth in the mixture divided by the MIC of that biocide. FIC values for both compounds in the mixture were calculated and the results are shown in Table 5. The sum of these two figures gives an indication of the action of the two biocides. A value less than one indicates an enhanced effect,

If a graph with the axes representing the biocide Fractional Inhibitory Concentrations for the two biocides on linear scales is constructed, when the combination is additive the isobole (i.e. the line joining the points that represent all combinations with the same effect including the equally effective concentrations of the biocides used alone) is straight, enhanced combinations give concave isoboles and antagonistic combinations give convex isoboles. As shown in FIG. 2, the combination of Kathon® and ZnCl_2 has an enhanced effect against *Ps. aeruginosa* as confirmed by the concave isobole in FIG. 2.

EXAMPLE 4

Investigation of potentiation between MIT and Zinc Chloride (ZnCl_2) against *Pseudomonas aeruginosa* Bacteria

Pseudomonas aeruginosa (NCIB 10421) maintained on nutrient agar, were used to study the synergy between MIT and ZnCl_2 .

Calculation of Minimum Inhibitory Concentrations Against Mono-cultures

Bacteria were grown to stationary phase (approximately 24 hours) in nutrient broth (approximately 10^9 organisms per ml). A 0.1% (v/v) inoculum was used to seed fresh medium and 100 μ l of the inoculum was then added to each well of a microtitre plate, except for the first well which contained 200 μ l.

Using doubling dilutions, the concentration of the compounds under investigation were varied in each well along the ordinate axis. The presence or absence of growth was recorded by visual inspection after 24 hours incubation at 37° C.

Calculation of Antimicrobial Activity Against Mono-cultures

Microtitre plates were used for this assay. A simple matrix was constructed with varied concentrations of the two compounds from 2×MIC (minimum inhibitory concentration) down to zero concentration in a 10×10 array. As the microtitre plate has only 96 wells, the combinations of the two compounds that made up the extreme concentrations (highest and lowest) were omitted. Solutions were made up in broth at two times the final concentrations after predissolving the compounds in distilled water.

The mixture (100 μ l) was added to the plate so that the total volume in each well was 200 μ l. Nutrient broth was used for *Ps. aeruginosa*. Plates were incubated for 16-24 hours at 37°. The presence or absence of growth was determined by visual inspection.

9

Results of Example 4

Table 6: Antimicrobial Activity of Compounds Under Investigation

COMPOUND	MIC (ppm) against <i>Ps. aeruginosa</i>			
	1	2	3	4
MIT	9	6	10.5	8
ZnCl ₂	210	210	450	450

Calculation of Synergy Against Mono-cultures

The Minimum Inhibitory Concentration (MIC) is the lowest concentration of biocide which showed growth inhibition when used alone. For the purpose of Fractional Inhibitory Concentration (FIC) calculations, if a single biocide did not control growth, the MIC was taken as the highest concentration used. A Fractional Inhibitory Concentration is the concentration of biocide which controlled growth in the mixture divided by the MIC of that biocide. FIC values for both compounds in the mixture were calculated and the results are shown in Table 7. The sum of these two figures gives an indication of the action of the two biocides. A value less than one indicates an enhanced effect, if the total is unity or greater the action is additive and if the value is greater than two the biocides are antagonistic.

Table 7: Fractional Inhibitory Concentrations for (MIT) and Zinc Chloride (ZnCl₂) against *Ps. aeruginosa*

COMPOUND	FIC Values											
	1	2	3	4	5	6	7	8	9	10	11	12
MIT	1	0.17	0.33	0.33	0.50	0.25	0.50	0.75	0.14	0.29	0.17	0
ZnCl ₂	0	0.57	0.29	0.43	0.14	0.43	0.29	0.14	0.33	0.17	0.50	1
Total	1	0.74	0.62	0.76	0.64	0.68	0.79	0.89	0.48	0.46	0.67	1

If a graph with the axes representing the biocide Fractional Inhibitory Concentrations for the two biocides on linear scales is constructed, when the combination is additive the isobole (i.e. the line joining the points that represent all combinations with the same effect including the equally effective concentrations of the biocides used alone) is straight, enhanced combinations give concave isoboles and antagonistic combinations give convex isoboles. As shown in FIG. 3, the combination of MIT and ZnCl₂ has an enhanced effect against *Ps. aeruginosa* confirmed by the concave isobole in FIG. 3.

EXAMPLE 5

Investigation of Potentiation between BBIT and Zinc Chloride (ZnCl₂) against *Pseudomonas aeruginosa*.

Bacteria

Pseudomonas aeruginosa (NCIB 10421) maintained on nutrient agar, were used to study the synergy between BBIT and ZnCl₂.

Calculation of Minimum Inhibitory Concentrations Against Mono-cultures

Bacteria were grown to stationary phase (approximately 24 hours) in nutrient broth (approximately 10⁹ organisms per ml). A 0.1% (v/v) inoculum was used to seed fresh medium

10

and 100 µl of the inoculum was then added to each well of a microtitre plate, except for the first well which contained 200 µl.

Using doubling dilutions, the concentration of the compounds under investigation were varied in each well along the ordinate axis. The presence or absence of growth was recorded by visual inspection after 24 hours incubation at 37° C.

Calculation of Antimicrobial Activity Against Mono-cultures

Microtitre plates were used for this assay. A simple matrix was constructed with varied concentrations of the two compounds from 2×MIC (minimum inhibitory concentration) down to zero concentration in a 10×10 array. As the microtitre plate has only 96 wells, the combinations of the two compounds that made up the extreme concentrations (highest and lowest) were omitted. Solutions were made up in broth at two times the final concentrations after pre-dissolving the compounds in distilled water.

The mixture (100 µl) was added to the plate so that the total volume in each well was 200 µl. Nutrient broth was used for *Ps. aeruginosa*. Plates were incubated for 16-24 hours at 37°. The presence or absence of growth was determined by visual inspection.

Results of Example 5

Table 8: Antimicrobial Activity of Compounds Under Investigation

COMPOUND	MIC (ppm) against <i>Ps. aeruginosa</i>			
	1	2	3	4
BBIT	315	360	42	180
ZnCl ₂	525	525	600	600

BBIT is N-(butyl)-1,2-benzisothiazolin-3-one.

Calculation of Synergy Against Mono-cultures

The Minimum Inhibitory Concentration (MIC) is the lowest concentration of biocide which showed growth inhibition when used alone. For the purpose of Fractional Inhibitory Concentration (FIC) calculations, if a single biocide did not control growth, the MIC was taken as the highest concentration used. A Fractional Inhibitory Concentration is the concentration of biocide which controlled growth in the mixture divided by the MIC of that biocide. FIC values for both compounds in the mixture were calculated and the results are shown in Table 9. The sum of these two figures gives an indication of the action of the two biocides. A value less than one indicates an enhanced effect, if the total is unity or greater the action is additive and if the value is greater than two the biocides are antagonistic.

11

Table 9: Fractional Inhibitory Concentrations for BBIT and Zinc Chloride (ZnCl₂) against *Ps. aeruginosa*

TABLE 9

COMPOUND	FIC values						
	1	2	3	4	5	6	7
BBIT	1	0.29	0.25	0.14	0.71	0.25	0
ZnCl ₂	0	0.43	0.43	0.50	0.38	0.38	1
Total	1	0.71	0.68	0.64	1.09	0.63	1

If a graph with the axes representing the biocide Fractional Inhibitory Concentrations for the two biocides on linear scales is constructed, when the combination is additive the isobole (i.e. the line joining the points that represent all combinations with the same effect including the equally effective concentrations of the biocides used alone) is straight, enhanced combinations give concave isoboles and antagonistic combinations give convex isoboles. As shown in FIG. 4, the combination of BBIT and ZnCl₂ has an enhanced effect against *Ps. aeruginosa* as confirmed by the concave isobole shown in FIG. 4.

COMPARATIVE EXAMPLE A

Investigation of potentiation between 1,2-Benzisothiazolin-3-one (BIT) and Sodium Chloride (NaCl₂) against *Pseudomonas aeruginosa* as compared to the Synergy between 1,2-Benzisothiazolin-3-one (BIT) and Zinc Chloride (ZnCl₂) against *Pseudomonas aeruginosa* (Example 2) Bacteria

Pseudomonas aeruginosa (NCIB 10421) maintained on nutrient agar, were used to study the efficacy of the combination of BIT with sodium chloride.

Calculation of Minimum Inhibitory Concentrations Against Mono-cultures

Bacteria were grown to stationary phase (approximately 24 hours) in nutrient broth (approximately 10⁹ organisms per ml). A 0.1% (v/v) inoculum was used to seed fresh medium and 100 µl of the inoculum was then added to each well of a microtitre plate, except for the first well which contained 200 µl.

Using doubling dilutions, the concentration of the compounds under investigation were varied in each well along the ordinate axis. The presence or absence of growth was recorded by visual inspection after 24 hours incubation at 37° C.

Calculation of Antimicrobial Activity Against Mono-cultures

Microtitre plates were used for this assay. A simple matrix was constructed with varied concentrations of the two compounds from 2×MIC (minimum inhibitory concentration) down to zero concentration in a 10×10 array. As the microtitre plate has only 96 wells, the combinations of the two compounds that made up the extreme concentrations (highest and lowest) were omitted. Solutions were made up in broth at two times the final concentrations after pre-dissolving the compounds in distilled water.

The mixture (100 µl) was added to the plate so that the total volume in each well was 200 µl. Nutrient broth was used for *Ps. aeruginosa*. Plates were incubated for 16-24 hours at 37° . The presence or absence of growth was determined by visual inspection.

12

Results of Comparative Example A

Table 10: Antimicrobial Activity of Compounds Under Investigation

TABLE 10

COMPOUND	MIC (ppm) against <i>Ps. aeruginosa</i>
BIT	30
NaCl ₂	None detected (greater than 675)

BIT is 1,2-benzisothiazolin-3-one available from Arch Limited as PROXELTM GXL.

Calculation of Potentiation Against Mono-Cultures

The Minimum Inhibitory Concentration (MIC) is the lowest concentration of biocide which showed growth inhibition when used alone. For the purpose of Fractional Inhibitory Concentration (FIC) calculations, if a single biocide did not control growth, the MIC was taken as the highest concentration used. A Fractional Inhibitory Concentration is the concentration of biocide which controlled growth in the mixture divided by the MIC of that biocide. FIC values for both compounds in the mixture were calculated and the results are shown in Table 11. The sum of these two figures gives an indication of the action of the two biocides. A value less than one indicates an enhanced effect, if the total is unity or greater the action is additive and if the value is greater than two the biocides are antagonistic.

Table 11: Fractional Inhibitory Concentrations for 1,2-Benzisothiazolin-3-one (BIT) and Sodium Chloride (NaCl₂) against *Ps. aeruginosa*

TABLE 11

COMPOUND	FIC VALUES		
BIT	1	1.00	0
NaCl ₂	0	0.33	1
Total	1	1.33	1

If a graph with the axes representing the biocide Fractional Inhibitory Concentrations for the two biocides on linear scales is constructed, when the combination is additive the isobole (i.e. the line joining the points that represent all combinations with the same effect including the equally effective concentrations of the biocides used alone) is straight, enhanced combinations give concave isoboles and antagonistic combinations give convex isoboles. As shown in FIG. 5, the combination of BIT and NaCl₂ is additive against *Ps. aeruginosa* as confirmed by the straight isobole in FIG. 5. Additionally, the results of this Example further illustrate that the combination of an isothiazolin-3-one such as BIT and a zinc compound such as ZnCl₂, as shown in Example 2, show unexpected potentiation results against *Ps. aeruginosa*.

What is claimed is:

1. An antimicrobial composition comprising:

(a) at least one isothiazolin-3-one selected from the group consisting of 1,2-benzisothiazolin-3-one, N-(n-butyl)-1,2-benzisothiazolin-3-one, and combinations thereof; and

(b) at least one zinc compound comprising zinc chloride, zinc oxide, or a combination thereof;

wherein the isothiazolin-3-one is present in an amount of from 1 to 500 ppm,

wherein the zinc compound is present in an amount of from 5 to 200,000 ppm, and

13

wherein the weight ratio of the isothiazolin-3-one to the zinc compound is from 1:100 to 100:1.

2. The composition of claim 1 wherein component (a) is present in an amount of from 5 to 500 ppm, and component (b) is present in an amount of from 5 to 500 ppm.

3. A functional fluid composition comprising:

a polymer emulsion; and

a wet state preservative comprising an antimicrobial composition comprising

at least one isothiazolin-3-one selected from the group consisting of 1,2-benzisothiazolin-3-one, N-(n-butyl)-1,2-benzisothiazolin-3-one, and combinations thereof, and

at least one zinc compound comprising zinc chloride, zinc oxide, or a combination thereof,

wherein the isothiazolin-3-one is present in an amount of from 1 to 500 ppm,

wherein the zinc compound is present in an amount of from 5 to 200,000 ppm, and

wherein the weight ratio of the isothiazolin-3-one to the zinc compound is from 1:100 to 100:1.

4. The composition of claim 3 which further comprises a co-biocide selected from the group consisting of pyrrithione salts, pyrrithione acids, and combinations thereof, and wherein said co-biocide is present in said composition in an amount of from about 0.001 to about 1.0% w/w based on the total weight of said composition.

5. The composition of claim 4 wherein said pyrrithione salts are selected from the group consisting of copper pyrrithione, zinc pyrrithione, sodium pyrrithione, and combinations thereof.

6. A coating composition comprising:

a base medium selected from the group consisting of paints, adhesives, sealants, caulks, mineral and pigment slurries, printing inks, agricultural pesticide formulations, household coating products, personal care products, metal working fluids, and combinations thereof; and

a wet state preservative comprising an antimicrobial composition comprising

at least one isothiazolin-3-one selected from the group consisting of 1,2-benzisothiazolin-3-one, N-(n-butyl)-1,2-benzisothiazolin-3-one, and combinations thereof, and

at least one zinc compound comprising zinc chloride, zinc oxide, or a combination thereof,

wherein the isothiazolin-3-one is present in an amount of from 1 to 500 ppm,

wherein the zinc compound is present in an amount of from 5 to 200,000 ppm, and

wherein the weight ratio of the isothiazolin-3-one to the zinc compound is from 1:100 to 100:1.

7. An antimicrobial composition comprising:

(a) 1,2-benzisothiazolin-3-one;

(b) zinc oxide; and

wherein the isothiazolin-3-one is present in an amount from 1 to 500 ppm,

wherein the zinc oxide is present in an amount from 5 to 200,000 ppm, and

wherein the weight ratio of the isothiazolin-3-one to the zinc oxide is from 1:100 to 100:1.

8. The antimicrobial composition of claim 7 wherein component (a) is present in an amount of from 5 to 500 ppm, and component (b) is present in an amount of from 5 to 500 ppm.

9. The antimicrobial composition of claim 7 which further comprises a co-biocide selected from the group consisting of

14

pyrrithione salts, pyrrithione acids, and combinations thereof, and wherein said co-biocide is present in said composition in an amount of from about 0.001 to about 1% w/w based on the total weight of said composition.

10. The antimicrobial composition of claim 1, wherein the at least one zinc compound is zinc oxide.

11. The antimicrobial composition of claim 1, wherein the at least one zinc compound is zinc chloride.

12. The antimicrobial composition of claim 1, wherein the composition further comprises a co-biocide selected from the group consisting of pyrrithione salts, pyrrithione acids, and combinations thereof.

13. The functional fluid composition of claim 3, wherein the at least one zinc compound is zinc oxide.

14. The functional fluid composition of claim 3, wherein the at least one zinc compound is zinc chloride.

15. The coating composition of claim 6, wherein the at least one zinc compound is zinc oxide.

16. The coating composition of claim 6, wherein the at least one zinc compound is zinc chloride.

17. The antimicrobial composition of claim 1, the composition consisting of the at least one isothiazolin-3-one, the at least one zinc compound, optionally at least one polymer base medium, and optionally a co-biocide.

18. The antimicrobial composition of claim 7 wherein the composition further comprises zinc pyrrithione.

19. The antimicrobial composition of claim 1, wherein the composition comprises 1,2-benzisothiazolin-3-one and zinc chloride.

20. The antimicrobial composition of claim 10, wherein the composition further comprises a co-biocide selected from the group consisting of pyrrithione salts, pyrrithione acids, and combinations thereof.

21. The antimicrobial composition of claim 20, wherein the pyrrithione salt comprises zinc pyrrithione.

22. The antimicrobial composition of claim 11, wherein the composition further comprises a co-biocide selected from the group consisting of pyrrithione salts, pyrrithione acids, and combinations thereof.

23. The antimicrobial composition of claim 22, wherein the pyrrithione salt comprises zinc pyrrithione.

24. The antimicrobial composition of claim 1, wherein the composition further comprises a pyrrithione salt selected from the group consisting of copper pyrrithione, zinc pyrrithione, sodium pyrrithione, and combinations thereof.

25. The antimicrobial composition of claim 24, wherein the pyrrithione salt comprises zinc pyrrithione.

26. The composition of claim 4, wherein the pyrrithione salt comprises zinc pyrrithione.

27. The composition of claim 13, wherein the composition further comprises a co-biocide selected from the group consisting of pyrrithione salts, pyrrithione acids, and combinations thereof.

28. The composition of claim 27, wherein the pyrrithione salt comprises zinc pyrrithione.

29. The composition of claim 14, wherein the composition further comprises a co-biocide selected from the group consisting of pyrrithione salts, pyrrithione acids, and combinations thereof.

30. The composition of claim 29, wherein the pyrrithione salt comprises zinc pyrrithione.

31. The composition of claim 3, wherein the composition further comprises a pyrrithione salt selected from the group consisting of copper pyrrithione, zinc pyrrithione, sodium pyrrithione, and combinations thereof.

15

32. The composition of claim **15**, wherein the composition further comprises a co-biocide selected from the group consisting of pyrithione salts, pyrithione acids, and combinations thereof.

33. The composition of claim **32**, wherein the pyrithione salt comprises zinc pyrithione. 5

34. The composition of claim **16**, wherein the composition further comprises a co-biocide selected from the group consisting of pyrithione salts, pyrithione acids, and combinations thereof.

35. The composition of claim **34**, wherein the pyrithione salt comprises zinc pyrithione. 10

36. The composition of claim **6**, wherein the composition further comprises a pyrithione salt selected from the group consisting of copper pyrithione, zinc pyrithione, sodium pyrithione, and combinations thereof. 15

37. The composition of claim **36**, wherein the pyrithione salt comprises zinc pyrithione.

38. The composition of claim **7**, wherein the composition further comprises a pyrithione salt selected from the group consisting of copper pyrithione, sodium pyrithione, and combinations thereof. 20

16

39. A functional fluid composition comprising:

a polymer emulsion; and

a wet state preservative comprising an antimicrobial composition comprising

at least one isothiazolin-3-one selected from the group consisting of 1,2-benzisothiazolin-3-one, N-(n-butyl)-1,2-benzisothiazolin-3-one, and combinations thereof, and

at least one zinc compound comprising zinc chloride, zinc sulfide, zinc carbonate, zinc oxide, zinc hydroxide, or a combination thereof,

wherein the wet state preservative is present in the fluid composition in a total amount from about 10 ppm to about 400 ppm, and

wherein the molar ratio of the at least one isothiazolin-3-one to the at least one zinc compound is from about 4:1 and about 1:2.

* * * * *