



US008842074B2

(12) **United States Patent**
Ording et al.

(10) **Patent No.:** **US 8,842,074 B2**

(45) **Date of Patent:** **Sep. 23, 2014**

(54) **PORTABLE ELECTRONIC DEVICE
PERFORMING SIMILAR OPERATIONS FOR
DIFFERENT GESTURES**

(75) Inventors: **Bas Ording**, San Francisco, CA (US);
Scott Herz, Santa Clara, CA (US);
Wayne C. Westerman, San Francisco,
CA (US); **Scott Forstall**, Mountain
View, CA (US); **Greg Christie**, San
Jose, CA (US); **Stephen O. Lemay**, San
Francisco, CA (US); **Marcel Van Os**,
San Francisco, CA (US); **Michael**
Matas, San Francisco, CA (US)

(73) Assignee: **Apple Inc.**, Cupertino, CA (US)

(*) Notice: Subject to any disclaimer, the term of this
patent is extended or adjusted under 35
U.S.C. 154(b) by 895 days.

(21) Appl. No.: **11/850,638**

(22) Filed: **Sep. 5, 2007**

(65) **Prior Publication Data**

US 2008/0094370 A1 Apr. 24, 2008

Related U.S. Application Data

(60) Provisional application No. 60/937,993, filed on Jun.
29, 2007, provisional application No. 60/879,469,
filed on Jan. 8, 2007, provisional application No.
60/883,817, filed on Jan. 7, 2007, provisional
application No. 60/879,253, filed on Jan. 7, 2007,
provisional application No. 60/824,769, filed on Sep.
6, 2006.

(51) **Int. Cl.**
G06F 3/041 (2006.01)
G06F 3/0488 (2013.01)
H04M 1/725 (2006.01)

(52) **U.S. Cl.**
CPC **G06F 3/04883** (2013.01); **H04M 1/72522**
(2013.01)

USPC **345/173**; 715/863

(58) **Field of Classification Search**

USPC 345/156–184; 715/700–866, 234;
710/1–74; 178/18.01–19.07;
707/705–712, 790–812

See application file for complete search history.

(56) **References Cited**

U.S. PATENT DOCUMENTS

5,610,653 A 3/1997 Abecassis
5,612,719 A 3/1997 Beernink et al. 345/173

(Continued)

FOREIGN PATENT DOCUMENTS

EP 0 476 972 A2 3/1992 G03G 15/00
EP 0 651 544 A2 5/1995 H04M 1/00

(Continued)

OTHER PUBLICATIONS

Karlson et al., "AppLens and Lunch Tile: Two Designs for One-
handed Thumb Use on Small Devices," [http://heil.cs.umd.edu/trs/](http://heil.cs.umd.edu/trs/2004-37.html)
2004-37.html, printed Jun. 12, 2006, 11 pages.

(Continued)

Primary Examiner — Liliana Cerullo

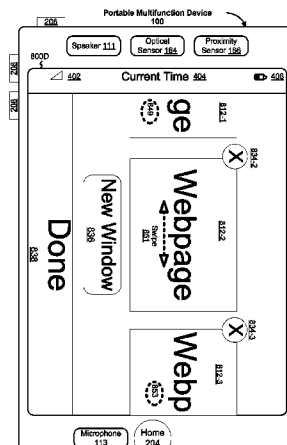
(74) *Attorney, Agent, or Firm* — Morrison & Foerster LLP

(57)

ABSTRACT

A portable electronic device with a touch-sensitive display is disclosed. One aspect of the invention involves a computer-implemented method in which the portable electronic device: displays an application on the touch-sensitive display; and when the application is in a predefined mode, performs a predefined operation in response to each gesture of a set of multiple distinct gestures on the touch-sensitive display. Another aspect of the invention involves a computer-implemented method in which the portable electronic device: displays a first application; when the first application is in a first mode, performs a first operation upon detecting a first gesture on the touch-sensitive display; and performs the first operation upon detecting a second gesture on the touch-sensitive display, wherein the second gesture is different from the first gesture.

24 Claims, 12 Drawing Sheets



(56)

References Cited

U.S. PATENT DOCUMENTS

5,760,773	A	6/1998	Berman et al.	
6,025,842	A	2/2000	Filetto et al.	345/345
6,040,824	A	3/2000	Maekawa et al.	
6,069,606	A *	5/2000	Sciammarella	345/660
6,073,036	A	6/2000	Heikkinen et al.	455/575
6,133,916	A	10/2000	Bukszar et al.	
6,177,936	B1	1/2001	Cragun	345/340
6,199,082	B1	3/2001	Ferrel et al.	707/522
6,243,080	B1	6/2001	Molne	345/173
6,262,732	B1	7/2001	Coleman et al.	345/348
6,297,795	B1	10/2001	Kato et al.	
6,313,855	B1 *	11/2001	Shuping et al.	715/854
6,326,970	B1	12/2001	Mott et al.	345/439
6,349,410	B1	2/2002	Lortz	725/110
6,359,615	B1	3/2002	Singh	345/173
6,411,283	B1	6/2002	Murphy	345/173
6,466,198	B1	10/2002	Feinstein	345/158
6,466,203	B2	10/2002	Van Ec	345/173
6,486,895	B1	11/2002	Robertson et al.	
6,489,975	B1	12/2002	Patil et al.	345/781
6,496,182	B1	12/2002	Wong et al.	
6,570,583	B1	5/2003	Kung et al.	345/661
6,590,568	B1	7/2003	Astala et al.	
6,613,100	B2	9/2003	Miller	715/526
6,639,584	B1	10/2003	Li	345/173
6,724,403	B1	4/2004	Santoro et al.	
6,771,250	B1	8/2004	Oh	345/156
6,928,461	B2	8/2005	Tuli	709/203
6,956,564	B1	10/2005	Williams	
7,030,861	B1 *	4/2006	Westerman et al.	345/173
7,054,965	B2	5/2006	Bell et al.	710/72
7,075,512	B1	7/2006	Fabre et al.	345/156
7,085,590	B2	8/2006	Kennedy et al.	
7,149,549	B1	12/2006	Ortiz et al.	455/566
7,166,791	B2	1/2007	Robbin et al.	84/477
7,171,625	B1	1/2007	Sacchi	715/754
7,346,855	B2	3/2008	Hellyar et al.	715/783
7,461,353	B2	12/2008	Rohrbaugh et al.	715/815
7,587,671	B2	9/2009	Saft et al.	
7,676,767	B2	3/2010	Hofmeister et al.	
7,739,271	B2	6/2010	Cook et al.	
7,788,583	B1	8/2010	Amzallag et al.	715/719
7,831,926	B2	11/2010	Rohrbaugh et al.	715/800
7,844,889	B2	11/2010	Rohrbaugh et al.	715/200
2001/0024195	A1	9/2001	Hayakawa	
2002/0015064	A1 *	2/2002	Robotham et al.	345/863
2002/0033848	A1 *	3/2002	Sciammarella et al.	345/838
2002/0093531	A1	7/2002	Barile	
2002/0152283	A1	10/2002	Dutta et al.	709/218
2003/0013483	A1	1/2003	Ausems et al.	455/556
2003/0025676	A1	2/2003	Cappendijk	
2003/0033331	A1	2/2003	Sena et al.	707/513
2003/0063125	A1	4/2003	Miyajima et al.	
2003/0081135	A1 *	5/2003	Boll	348/333.01
2003/0095135	A1	5/2003	Kaasila et al.	345/613
2003/0095155	A1	5/2003	Johnson	345/864
2003/0117427	A1	6/2003	Haughwout et al.	
2003/0117440	A1	6/2003	Hellyar et al.	
2003/0164861	A1	9/2003	Barbanson et al.	345/815
2003/0193524	A1	10/2003	Bates et al.	345/786
2004/0103371	A1	5/2004	Chen et al.	715/513
2004/0143796	A1	7/2004	Lerner et al.	715/538
2004/0167783	A1	8/2004	Nagai	
2004/0169674	A1	9/2004	Linjama	345/702
2004/0201595	A1	10/2004	Manchester	345/649
2004/0205496	A1	10/2004	Dutta et al.	
2004/0215719	A1	10/2004	Altshuler	
2004/0268400	A1	12/2004	Barde et al.	725/94
2005/0005246	A1	1/2005	Card et al.	
2005/0020317	A1	1/2005	Koyama	
2005/0044509	A1	2/2005	Hunleth et al.	
2005/0057524	A1 *	3/2005	Hill et al.	345/173
2005/0066286	A1 *	3/2005	Makela	715/764
2005/0071364	A1	3/2005	Xie et al.	707/102
2005/0071736	A1	3/2005	Schneider et al.	

2005/0071778	A1	3/2005	Tokkonen	715/822
2005/0079896	A1	4/2005	Kokko et al.	455/566
2005/0093826	A1	5/2005	Huh	345/168
2005/0114788	A1	5/2005	Fabritius	715/767
2005/0166232	A1	7/2005	Lamkin et al.	725/43
2005/0177783	A1	8/2005	Agrawala et al.	715/512
2005/0183017	A1	8/2005	Cain	715/719
2005/0192924	A1 *	9/2005	Drucker et al.	707/1
2005/0204385	A1	9/2005	Sull et al.	
2005/0229118	A1	10/2005	Chiu et al.	
2005/0285880	A1	12/2005	Lai et al.	345/660
2006/0017692	A1	1/2006	Wehrenberg et al.	
2006/0026521	A1	2/2006	Hotelling et al.	715/702
2006/0033761	A1	2/2006	Suen et al.	345/660
2006/0036944	A1	2/2006	Wilson	715/702
2006/0053387	A1	3/2006	Ording	715/773
2006/0064647	A1	3/2006	Tapuska et al.	715/800
2006/0085743	A1	4/2006	Baudisch et al.	715/526
2006/0097991	A1	5/2006	Hotelling et al.	345/173
2006/0101354	A1	5/2006	Hashimoto et al.	715/863
2006/0123360	A1	6/2006	Anwar et al.	
2006/0125799	A1	6/2006	Hillis et al.	345/173
2006/0143574	A1	6/2006	Ito et al.	715/800
2006/0146016	A1	7/2006	Chan et al.	345/156
2006/0146038	A1	7/2006	Park et al.	345/173
2006/0197753	A1	9/2006	Hotelling	345/173
2006/0265643	A1	11/2006	Saft et al.	715/517
2006/0277588	A1	12/2006	Harrington et al.	725/135
2006/0284852	A1	12/2006	Hofmeister et al.	345/173
2007/0004451	A1	1/2007	C. Anderson	
2007/0024646	A1	2/2007	Saarinen et al.	
2007/0038612	A1	2/2007	Sull et al.	707/3
2007/0067738	A1	3/2007	Flynt et al.	
2007/0106952	A1	5/2007	Matas et al.	
2007/0152984	A1	7/2007	Ording et al.	345/173
2007/0155434	A1	7/2007	Jobs et al.	455/565
2007/0157228	A1	7/2007	Bayer et al.	725/34
2007/0250768	A1	10/2007	Funakami et al.	715/521
2007/0263176	A1	11/2007	Nozaki et al.	
2008/0042984	A1	2/2008	Lim et al.	
2008/0062137	A1	3/2008	Broderson et al.	
2008/0231610	A1	9/2008	Hotelling et al.	

FOREIGN PATENT DOCUMENTS

EP	0 701 220	A1	3/1996	G06F 17/21
EP	0 880 090	A2	11/1998	G06F 3/033
EP	1 049 305	A1	11/2000	H04L 29/06
EP	1 517 228	A2	3/2005	G06F 3/033
EP	1 632 874	A2	3/2006	G06F 17/30
EP	1 752 880	A1	2/2007	G06F 13/00
GB	2 301 217	A	11/1996	
JP	07 225829		8/1995	
JP	11 143604		5/1999	G06F 3/01
JP	2000 181436		6/2000	G09G 5/00
JP	2001 175386		6/2001	
JP	2002 244635		8/2002	
JP	2002 323850		11/2002	
JP	2004 288208		10/2004	
JP	2004 318505		11/2004	
JP	2005 018229		1/2005	
JP	2005 234291		9/2005	
JP	2005 242669		9/2005	
JP	2005 267049		9/2005	G06F 17/21
WO	WO 99/54807	A1	10/1999	G06F 3/033
WO	WO 00/08757	A	2/2000	
WO	WO 02/46903	A1	6/2002	G06F 3/033
WO	WO 02/082418	A2	10/2002	
WO	WO 02/093542	A2	11/2002	
WO	WO 03/052626	A1	6/2003	G06F 17/30
WO	WO 2004/021166	A1	3/2004	G06F 3/147
WO	WO 2004/040481	A1	5/2004	G06F 17/30
WO	WO 2005/029308		3/2005	
WO	WO 2005/036416	A2	4/2005	
WO	WO 2005/041020	A1	5/2005	
WO	WO 2005/074268	A1	8/2005	H04N 5/76
WO	WO 2005/106684	A1	11/2005	
WO	WO 2006/003591	A2	1/2006	G06F 3/033
WO	WO 2006/020304	A2	2/2006	

(56)

References Cited**FOREIGN PATENT DOCUMENTS**

WO WO 2006/020305 A2 2/2006
 WO WO 2008/030874 A1 3/2008
 WO WO 2008/030976 A2 3/2008
 WO WO 2008/086303 A1 7/2008

OTHER PUBLICATIONS

- FingerWorks, "Installation and Operation Guide for the TouchStream," www.fingerworks.com, 2002, 14 pages.
- FingerWorks, "QuickReference Guide for iGesture Products," www.fingerworks.com, 1999-2002, 4 pages.
- FingerWorks, "Installation and Operation Guide for iGesture Products w/Keys," www.fingerworks.com, 2002, 10 pages.
- FingerWorks, "TouchStream LP Silver," <http://www.fingerworks.com>, Apr. 27, 2005, 18 pages.
- International Search Report and Written Opinion for International Application PCT/US2007/077773, mailed Jan. 15, 2008.
- Office Action dated Jan. 15, 2010, received in Chinese Application for Invention No. 200780001140.9, which corresponds to U.S. Appl. No. 11/850,638.
- Office Action dated Jul. 2, 2009, received in Australian Patent Application No. 2007289019, which corresponds to U.S. Appl. No. 11/850,638.
- Office Action dated Oct. 7, 2009, received in Australian Patent Application 2007289019, which corresponds to U.S. Appl. No. 11/850,638.
- Bitstream®, "ThunderHawk Pocket PC Edition for End Users," 2005, 4 pages, http://www.bitstream.com/wireless/products/pocketpc/faq_using.html.
- Holmquist, L., "The Zoom Browser Showing Simultaneous Detail and Overview in Large Documents," retrieved Dec. 17, 2007, Human IT, 1998, <http://www.hb.se/bhs/ith/3-98/leh.htm>.
- Khella, A. et al., "Pocket PhotoMesa: A Zoomable Image Browser for PDAs," retrieved Dec. 17, 2007, Proceedin, <http://delivery.acm.org/10.1145/1060000/1052384/p19-khella.pdf?key1=1052384&key2=2419987911&col1=GUIDE&d1=GUIDE&CFID=47073625&CFTOKEN=65767142>.
- Wobbrock, J. et al., "WebThumb: Interaction Techniques for Small-Screen Browsers," UIST'02, Oct. 27-30, 2002, Paris France, 4 pages.
- International Search Report and Written Opinion dated Jun. 30, 2008, received in International Application PCT/US2007/088879 which corresponds to U.S. Appl. No. 11/620,647.
- Invitation to Pay Additional Fees dated Jan. 23, 2008, received in International Application No. PCT/US2007/077644, which corresponds to U.S. Appl. No. 11/850,013.
- International Search Report and Written Opinion dated May 30, 2008, received in International Application No. PCT/US2007/077644, which corresponds to U.S. Appl. No. 11/850,013.
- European Search Report dated Jan. 26, 2010, received in European Application No. 09171787.6-2212, which corresponds to U.S. Appl. No. 11/850,013.
- Office Action dated Nov. 17, 2009, received in U.S. Appl. No. 11/620,647.
- Office Action dated Jun. 24, 2010, received in U.S. Appl. No. 11/620,647.
- Final Office Action dated Dec. 23, 2010, received in U.S. Appl. No. 11/620,647.
- Office Action dated Dec. 27, 2010, received in European Application No. 07 869 929.5, which corresponds to U.S. Appl. No. 11/620,647.
- Office Action dated Nov. 12, 2010, received in Korean Patent Application No. 10 2009 7007067, which corresponds to U.S. Appl. No. 11/850,638.
- Agarwal, A., "iTunesInlineVideo," Digital Inspiration—The Tech Guide, 27 pages, http://labnol.blogspot.com/2006_09_17_labnol_archive.html, Sep. 23, 2006.
- Alejandre, S., "Graphing Linear Equations," Jun. 12, 2006, 3 pages, <http://mathforum.org/alejandre/palm/times.palm.html>.
- Apparao, V. et al., "Level 1 Document Object Model Specification," W3C Working Draft Jul. 20, 1998, 3 pages, <http://www.w3.org/TR/WD-DOM/>.
- Baudisch, P., "Collapse-to-Zoom: Viewing Web Pages on Small Screen Devices by Interactively Removing Irrelevant Content," Oct. 24-27, 2004, 4 pages.
- Bos, B. et al., "3 Conformance: Requirements and Recommendations," Cascading Style Sheets, level 2 CSS2 Specification, W3C Recommendation, May 12, 1998, 6 pages, <http://www.w3.org/TR/CSS21/conform.html#doctree>.
- Chen et al., "Dress: A Slicing Tree Based Web Representation for Various Display Sizes," Microsoft Research, Technical Report MSR-TR-2002-126, Nov. 16, 2002, 9 pages.
- Chen, Y., "Detecting Web Pages Structure for Adaptive Viewing on Small Form Factor Devices," Microsoft Research, i-yuchen@microsoft.com, May 20-24, 2003, 9 pages.
- Cooper, A., "The Inmates Are Running the Asylum," Sams Publishing, 1999, pp. 138-147.
- Gears, "Orange SPV C600 Review," [coolsmartphone.com](http://www.coolsmartphone.com/article569.html), Apr. 14, 2006, 58 pages, <http://www.coolsmartphone.com/article569.html>.
- Getgreg, "Jeff Han's Multiple Touch Point Display, the Stuff Dreams are Made of," Aug. 16, 2006, 2 pages, http://www.theyshoulddothat.com/2006/08/jeff_hanns_multiple_touch_poin.html.
- Guan et al., "Zoom Selector: A Pen-based Interaction Technique for Small Target Selection," Transactions of the Information Processing Society of Japan, Aug. 2004, vol. 45, No. 8, pp. 2087-2097, Inf. Process. Soc. Japan, ISSN 0387-5806.
- Han, J., "Talks Jeff Han: Unveiling the Genius of Multi-touch Interface Design," Ted Ideas Worth Spreading, Aug. 6, 2006, 1 page, <http://www.ted.com/inhttp://www.ted.com/index.php/talks/view/id/65>.
- Hart, K., "Rewriting the Web for Mobile Phones," [washingtonpost.com](http://www.washingtonpost.com), Jul. 26, 2006, 2 pages, http://www.washingtonpost.com/wp-dyn/content/article/2006/07/25/AR2006072501517_pf.html.
- Kinoma, Kinoma Player 4 EX Documentation [online], Archived Nov. 1, 2006, 28 pages, <http://replay.waybackmachine.org/20061101175306/http://www.kinoma.com/index/pd-player-4>.
- Laakko et al., "Adapting Web Content to Mobile User Agents," IEEE Internet Computing, vol. 9, Issue 2, Mar./Apr. 2005, 8 pages.
- Milic-Frayling, N. et al., "Smartview: Enhanced Document Viewer for Mobile Devices," [ftp:ftp.research.microsoft.com/pub/tr/tr-2002-114.pdf](http://ftp.research.microsoft.com/pub/tr/tr-2002-114.pdf), retrieved Dec. 17, 2007, Microsoft Technical Report, Nov. 15, 2002, URL, 9 pages.
- Milic-Frayling, N. et al., "Smartview: Flexible Viewing of Web Page Contents," The Eleventh International World Wide Web Conference, May 11, 2002, 4 pages, <http://www2002.org/CDROM/poster/172/>.
- Opera Software, "Opera for Mobile, The Full Web Anytime, Anywhere," Jan. 2006, 7 pages, www.opera.com/mobile.
- Opera Software, "Opera for S60 Tutorial," Apr. 5, 2006, 5 pages, <http://www.opera.com/support/tutorials/260/>.
- Opera—Press Releases Database, "The New Opera Browser for Series 60 Features Zoom and Password Manager," Nov. 14, 2005, 3 pages, <http://press-releases.techwhack.com/1334/1411-opera-browser-features-zoom-and-password>.
- Opera Software, "Opera for Windows Mobile Smartphone 2003 Tutorial," Apr. 5, 2005, 4 pages, <http://www.opera.com/support/tutorials/winmobile>.
- Opera Software, "Opera 8.5 Beta 2 for Windows Mobile, Pocket PC," Apr. 5, 2006, 2 pages, <http://www.opera.com/products/mobile/products/winmobileppc>.
- Opera, "Opera 8.5 for S60 Phones—Get the Full Internet Experience on Your Mobile Phone," Apr. 5, 2006, 3 pages, <http://www.symbian-freak.com/news/1105/opera.htm>.
- Raman, B. et al., "Application-specific Workload Shaping in Multimedia-enabled Personal Mobile Devices," Codes + ISSS' 06, Oct. 22-25, 2006, Seoul, Korea, Copyright 2006 ACM, 6 pages.
- Rohrer, T., "Metaphors We Compute by: Bringing Magic into Interface Design," <http://www.uoregon.edu/~uophil/metaphor/gui4web.htm>, printed Jun. 13, 2006, 7 pages.
- Roto, V. et al., "Minimap—A Web Page Visualization Method for Mobile Phones," CHI 2006, Nokia Research Center, Apr. 22-27, 2006, 10 pages.

(56)

References Cited

OTHER PUBLICATIONS

- Salmre, I., "Chapter 2, Characteristics of Mobile Applications," Salme_02.fm, pp. 19-36, Dec. 20, 2004.
- Tony Schreiner's Weblog, May 2004, 2 pages, <http://blogs.msdn.com/tonyschr/archive/2004/05/05/126305.aspx>.
- Stampfli, T., "Exploring Full-Screen Mode in Flash Player 9," Jan. 5, 2007, http://web.archive.org/web/20070105231635/http://www.adobe.com/devnet/flashplayer/articles/full_screen_mode.html.
- Surfin'Safari, "XUL," 7 pages, Oct. 2003, http://weblogs.mozillazine.org/hyatt/archives/2003_10.html.
- Tidwell, J., "Animated Transition," from Designing Interfaces, O'Reilly Media, Inc., Nov. 2005, pp. 84-85.
- Versiontracker, "Photogather—7.2.6. Hi-res Image Viewer & Editor for Palm," printed Jun. 12, 2006, 5 pages, <http://www.versiontracker.com/dyn/moreinfo/palm/4624>.
- w3schools.com, "Multimedia Video Formats," www.w3schools.com/media/media_videoformats.asp?output=print Dec. 20, 2006.
- w3schools.com, "Playing QuickTime Movies," http://www.w3schools.com/media/media_quicktime.asp?output=print Dec. 21, 2006.
- w3schools.com, "Playing Videos on the Web," www.w3schools.com/media/media_browservideos.asp?out=print, Dec. 20, 2006.
- Warabino, T. et al., "Video Transcoding Proxy for 3Gwireless Mobile Internet Access," IEEE Communications Magazine, vol. 38, Issue 10, Oct. 2000, 6 pages.
- weblogs, "Chapter 1: Downloading and Building WebCore," WebCore documentation, 2 pages, <http://weblogs.mozillazine.org/hyatt/WebCore/chapter1.html>, Aug. 4, 2006.
- weblogs, "Chapter 2: An Overview of WebCore," WebCore documentation, 3 pages, <http://weblogs.mozillazine.org/hyatt/WebCore/chapter2.html>, Aug. 4, 2006.
- webmasterworld.com, "Page Zooming with IE," webmasterworld.com, Jul. 2004, 7 pages, <http://www.webmasterworld.com/forum83/4179.htm>.
- Xiao, X. et al., "Slicing*-Tree Based Web Page Transformation for Small Displays," CIKM'05, Oct. 31-Nov. 5, 2005, Bremen, Germany, 2 pages.
- Yin, X. et al., "Using Link Analysis to Improve Layout on Mobile Devices," WWW2004, May 17-22, 2004, 7 pages, <http://www.iw3c2.org/WWW2004/docs/1p338.pdf>.
- International Search Report and Written Opinion dated Jul. 11, 2008, received in International Application No. PCT/US2007/088893, which corresponds to U.S. Appl. No. 11/961,773.
- Office Action dated Jun. 10, 2011, received in Chinese Patent Application No. 200780001140.9, which corresponds to U.S. Appl. No. 11/850,638.
- Office Action dated Apr. 15, 2011, received in U.S. Appl. No. 11/961,773.
- Office Action dated Jun. 11, 2010, received in U.S. Appl. No. 11/850,013.
- Notice of Allowance dated Oct. 20, 2010, received in U.S. Appl. No. 11/850,013.
- Examiner's Report dated Mar. 24, 2010, received in Australian Patent Application No. 2007292383, which corresponds to U.S. Appl. No. 11/850,013, 2 pages.
- Examiner's Report dated May 12, 2011, received in Australian Patent Application No. 2007292383, which corresponds to U.S. Appl. No. 11/850,013.
- Office Action dated Sep. 28, 2009, received in Australian Patent Application No. 2009100760, which corresponds to U.S. Appl. No. 11/850,013.
- Office Action dated Oct. 13, 2010, received in Chinese Patent Application No. 20078004122.6, which corresponds to U.S. Appl. No. 11/850,013.
- Office Action dated Jun. 2, 2011, received in Chinese Patent Application No. 200910175852.3, which corresponds to U.S. Appl. No. 11/850,013.
- Office Action dated Jun. 7, 2010, received in German Patent Application No. 11 2007 002 107.1-53, which corresponds to U.S. Appl. No. 11/850,013.
- Office Action dated Jun. 21, 2010, received in European Application No. 07 814 690.9, which corresponds to U.S. Appl. No. 11/850,013.
- Office Action dated Oct. 19, 2010, received in European Application No. 07 814 690.9, which corresponds to U.S. Appl. No. 11/850,013.
- Office Action dated Jan. 4, 2011, received in U.S. Appl. No. 12/042,299.
- Final Office Action dated Jul. 8, 2011, received in U.S. Appl. No. 12/042,299.
- Office Action dated Aug. 10, 2010, received in German Patent Application No. 11 2009 000 003.7, which corresponds to U.S. Appl. No. 12/042,299.
- Office Action dated Nov. 26, 2010, received in European Patent Application No. 09 700 007.9, which corresponds to U.S. Appl. No. 12/402,299.
- Ahmad, I. et al., "Content-Based Image Retrieval on Mobile Devices," Proc. of SPIE—IS&T Electronic Imaging, vol. 5684, 2005, 10 pages.
- Alam, H. et al., "Web Document Manipulation for Small Screen Devices: A Review," 4 pages, http://www.csc.liv.ac.uk/~wda2003/Papers/Section_II/Paper_8.pdf, Aug. 2003.
- Buyukkokten, O. et al., "Power Browser: Efficient Web Browsing for PDAs," Digital Libraries Lab (InfoLab), Stanford University, Stanford, CA, Dec. 27, 2000, 8 pages.
- Chen et al., "A novel navigation and transmission technique for mobile handheld devices," Technical Report CSE-2003-1, Department of Computer Science, University of California at Davis, 2003, 8 pages, available at <http://www.cs.ucdavis.edu/research/tech-r>.
- Fling, B., "Designing for Mobile, Bringing Design Down to Size," Jul. 2006 Blue Flavor, brian@blueflavor.com.
- Hinckley et al., "Input/Output Devices and Interaction Techniques," Microsoft Research, Nov. 2004, 79 pages.
- Landragin, F., "The Role of Gesture in Multimodal Referring Actions," Proceedings of the Fourth IEEE International Conference on Multimodal Interfaces, Oct. 2002, 6 pages, <http://ieeexplore.iee.org/ie15/8346i/26309/01166988pdf?arnumber=116i6988>.
- Lie, H., "Cascading Style Sheets," 2005, pp. 243-247, <http://people.opera.com/howcome/2006/phd/css.pdf>.
- Microsoft Word, "Example of scrolling pages in Word 2003," Microsoft Word 2003, 3 page.
- Opera Software, "Download the Opera Mobile™ Browser," Oct. 19, 2006, 5 pages, <http://www.opera.com/products/mobile/products/>.
- Palme, J. et al., "MIME Encapsulation of Aggregate Documents, such as HTML," The Internet Society, 1999, 24 pages.
- Stanek, W. et al., "Chapter 9, Video and Animation Plug-Ins," Web Publishing Professional Reference Edition, copyright 1997 by Sams. net Publishing, <http://www.ssuet.edu.pk/taimoor/books/1-57521-198-X/index.htm>.
- Stanek, W. et al., "Chapter 22, Adding Multimedia to Your Web Site," Web Publishing Professional Reference Edition, copyright 1997 by Sams. net Publishing, <http://www.ssuet.edu.pk/taimoor/books/1-57521-198-X/index.htm>.
- Wave Technologies, "Certified Internet Webmaster Foundations Study Guide," Wave Technologies International, Inc., a Thomson Learning company, copyright 1988-2000.
- FingerWorks, "Quick Reference Guide for TouchStream ST/LP," 2003, 4 pages, www.fingerworks.com.
- FingerWorks Forums, "Finger works Support Forums—Product Comments—TouchStream KeyBoards—Is the Multitouch Lemur," <http://64233.167.104/search?q=cache:sjVdytFBvRMJ:forums.finger>, printed Nov. 16, 2005, 2 pages.
- palmOne, "Your Mobile Manager," Chapter 2, LifeDrive™ User's Guide, © 2005 palmOne, 23 pages, http://www.palm.com/us/support/handbooks/lifedrive/en/lifedrive_handbook.pdf.
- International Search Report and Written Opinion dated Feb. 19, 2008, received in International Application No. PCT/US2007/077638, which corresponds to U.S. Appl. No. 11/850,008, 14 pages (Anzures).
- Notice of Allowance dated Mar. 2, 2012, received in U.S. Appl. No. 11/620,647, 16 pages (Boule).
- Office Action dated Feb. 29, 2012, received in Chinese Patent Application No. 2007/80052019.9, which corresponds to U.S. Appl. No. 11/620,647, 6 pages (Boule).

(56)

References Cited**OTHER PUBLICATIONS**

Summons to attend oral proceedings dated Dec. 13, 2011, received in European Patent Application No. 07 869 929.5, which corresponds to U.S. Appl. No. 11/620,647, 6 pages (Boule).

Summons to attend oral proceedings dated Jan. 23, 2012, received in European Patent Application No. 07 869 929.5, which corresponds to U.S. Appl. No. 11/620,647, 1 page (Boule).

Office Action dated Dec. 29, 2011, received in ROC (Taiwan) Patent Application No. 097100075, which corresponds to U.S. Appl. No. 11/620,647, 5 pages (Boule).

Office Action dated Aug. 2, 2010, received in U.S. Appl. No. 11/850,008, 17 pages (Ording).

Final Office Action dated Dec. 29, 2010, received in U.S. Appl. No. 11/850,008, 15 pages (Anzures).

Notice of Allowance dated Mar. 11, 2011, received in U.S. Appl. No. 11/850,008, 8 pages (Anzures).

Decision to Grant dated Feb. 3, 2012, received in Chinese Patent Application No. ZL200780001140.9, which corresponds to U.S. Appl. No. 11/850,638, 4 pages (Ording).

Examination report dated Feb. 23, 2012, received in European Patent Application No. 07841980.1, which corresponds to U.S. Appl. No. 11/850,638, 5 pages (Ording).

Notice of Allowance dated Dec. 1, 2011, received in Korean Patent Application No. 10 2009 7007067, which corresponds to U.S. Appl. No. 11/850,638, 4 pages (Ording).

Examiner's Report dated Dec. 22, 2011, received in Australian Patent Application No. 2007292383, which corresponds to U.S. Appl. No. 11/850,013, 2 pages (Ording).

Notice of Acceptance dated Jan. 4, 2012, received in Australian Patent Application No. 2007292383, which corresponds to U.S. Appl. No. 11/850,013, 3 pages (Ording).

Certification of Australian Patent No. 2011101190 dated Nov. 23, 2011, which corresponds to U.S. Appl. No. 11/850,013, 3 pgs. (Ording).

Office Action dated Feb. 29, 2012, received in Chinese Patent Application No. 2007/80041222.6, which corresponds to U.S. Appl. No. 11/850,013, 6 pgs. (Ording).

Office Action dated Apr. 24, 2012, received in Chinese Patent Application No. 200910175852.3, which corresponds to U.S. Appl. No. 11/850,013 10 pgs. (Ording).

Summons to attend oral proceedings dated Nov. 22, 2011, received in European Patent Application No. 07814690.9, which corresponds to U.S. Appl. No. 11/850,013, 4 pages (Ording).

Decision to Refuse dated Dec. 14, 2011, received in European Patent Application No. 09 171 787.6, which corresponds to U.S. Appl. No. 11/850,013, 11 pages (Ording).

Karlson et al., "AppLens and Launch Tile: Two Designs for One-handed Thumb Use on Small Devices," PowerPoint presentation, CHI 2005 Apr. 2-7, 2005, Portland, OR, 17 pages.

Zytronic, "Touchscreen User Manual," Zytronic, Issue 1, Nov. 17, 2006, 51 pages.

European Search Report dated Jul. 11, 2012, received in European Patent Application No. 12169786.6, which corresponds to U.S. Appl. No. 11/850,013, 10 pages (Ording).

Office Action dated May 10, 2012, received in U.S. Appl. No. 11/961,773, 17 pages (Williamson).

Office Action dated Jul. 25, 2012, received in Chinese Patent Application No. 200780041222.6, which corresponds to U.S. Appl. No. 11/850,013, 3 pages (Ording).

Office Action dated May 21, 2012, received in Japanese Patent Application No. 2009 527541, which corresponds to U.S. Appl. No. 11/850,013, 3 pages (Ording).

Notice of Allowance dated May 18, 2012, received in Korean Patent Application No. 10-2011-7019633, which corresponds to U.S. Appl. No. 11/850,013, 5 pages (Ording).

Office Action dated Sep. 5, 2012, received in U.S. Appl. No. 13/155,304, 23 pages (Anzures).

Office Action dated Jul. 9, 2012, received in U.S. Appl. No. 13/464,454, 13 pages (Anzures).

Notice of Allowance dated May 1, 2013, received in U.S. Appl. No. 13/464,454, 17 pages (Anzures).

European Search Report dated Jul. 11, 2012, received in European Patent Application No. 12169786.6, which corresponds to U.S. Appl. No. 11/850,013, 10 pages (Ording).

Office Action dated Jan. 22, 2013, received in Chinese Patent Application No. 200780052019.9 which corresponds to U.S. Appl. No. 11/620,647, 8 pages (Boule).

Office Action dated Jul. 30, 2013, received in Chinese Patent Application No. 200780062019.9. which corresponds to U.S. Appl. No. 11/620,647, 2 pages (Boule).

Grant of Patent dated Apr. 11, 2013, received in ROC (Taiwan) Patent Application No. 097100075, which corresponds to U.S. Appl. No. 11/620,647 3 pages (Boule).

Summons to Oral Proceedings dated Sep. 28, 2012, in European Patent Application No. 07 841 980.1, which corresponds to U.S. Appl. No. 11/850,638, 8 pages (Ording).

Decision to Grant dated Mar. 11, 2013, received in European Patent Application No. 07841980.1, which corresponds to U.S. Appl. No. 11/850,638, 10 pages (Ording).

Final Office Action dated Sep. 21, 2012, received in Patent Application No. 2009 527566, which corresponds to U.S. Appl. No. 11/850,638, 3 pages (Ording).

Notice of Allowance dated Oct. 4, 2013, received in Japanese Patent Application No. 2009-527566, which corresponds to U.S. Appl. No. 11/850,638, 3 pages (Ording).

Final Office Action dated Nov. 29, 2012, received in U.S. Appl. No. 11/961,773, 17 pages (Williamson).

Office Action dated Jun. 14, 2013, received in Australian Patent Application No. 201165564, which corresponds to U.S. Appl. No. 11/850,013, 4 pages (Ording).

Decision to Grant dated Feb. 4, 2013, received in Chinese Patent Application No. 200780041222.6, which corresponds to U.S. Appl. No. 11/850,013, 4 pages (Ording).

Office Action dated Aug. 28, 2013, received in European Patent Application No. 12 169 786.6, which corresponds to U.S. Appl. No. 11/850,013, 6 pages (Ording).

Office Action dated Aug. 28, 2013, received in European Patent Application No. 12 174 677.0, which corresponds to U.S. Appl. No. 11/850,013, 3 pages (Ording).

Office Action dated Dec. 7, 2012, received in Japanese Patent Application No. 2009 527541, which corresponds to U.S. Appl. No. 11/850,013, 5 pages (Ording).

Office Action dated Apr. 26, 2013, received in Korean Patent Application No. 10-2011-7026453, which corresponds to U.S. Appl. No. 11/850,013, 3 pages (Ording).

Office Action dated Oct. 11, 2012, received in U.S. Appl. No. 12/981,433, 44 pages (Forstall).

Notice of Allowance dated Feb. 19, 2013, received in U.S. Application No. 12/981,433, 5 pages (Forstall).

Notice of Allowance dated Sep. 27, 2013, received in U.S. Appl. No. 12/981,433, 8 pages (Forstall).

Notice of Allowance dated Jul. 25, 2013, received in U.S. Appl. No. 13/155,304, 10 pages (Anzures).

CNET, "Fujitsu LifeBook B6110D," CNET Review, Nov. 24, 2005, 2 pages.

Microsoft Word, "Example of scrolling pages in Word 2003," Microsoft Word 2003, 3 pages.

Wikipedia, "History of YouTube," 2004-2009, downloaded Mar. 15, 2011, 4 pages, http://en.wikipedia.org/wiki/History_of_YouTube.

Williams, M., "LG's Cell Phone Can Pause Live TV," PC World, Oct. 11, 2005, 2 pages.

YouTube, "Broadcast Yourself," 2 pages, www.youtube.com, Nov. 1, 2005.

YouTube, "Broadcasting Ourselves;," Nov. 15, 2005, 5 pages, http://youtube-global.blogspot.com/2005_11_01_archive.html.

Office Action dated Oct. 13, 2011, received in U.S. Appl. No. 11/620,647 (Boule).

-

(56)

References Cited

OTHER PUBLICATIONS

Office Action dated Jul. 12, 2011, received in Japanese Patent Application No. 2009-527566, which corresponds to U.S. Appl. No. 11/850,638 (Ording).

Notice of Final Rejection dated Aug. 30, 2011, received in Korean Patent Application No. 10-2009-7007067, which corresponds to U.S. Appl. No. 11/850,638 (Ording).

Final Office Action dated Nov. 2, 2011, received in U.S. Appl. No. 11/961,773 (Williamson).

Office Action dated Jul. 12, 2011, received in European Patent Application No. 09171787.6, which corresponds to U.S. Appl. No. 11/850,013 (Ording).

Office Action dated Sep. 26, 2011, received in Japanese Patent Application No. 2009-527541, which corresponds to U.S. Appl. No. 11/850,013 (Ording).

Notice of Allowance dated Oct. 4, 2011, received in Korean Patent Application No. 10-2009-7007064, which corresponds to U.S. Appl. No. 11/850,013 (Ording).

* cited by examiner

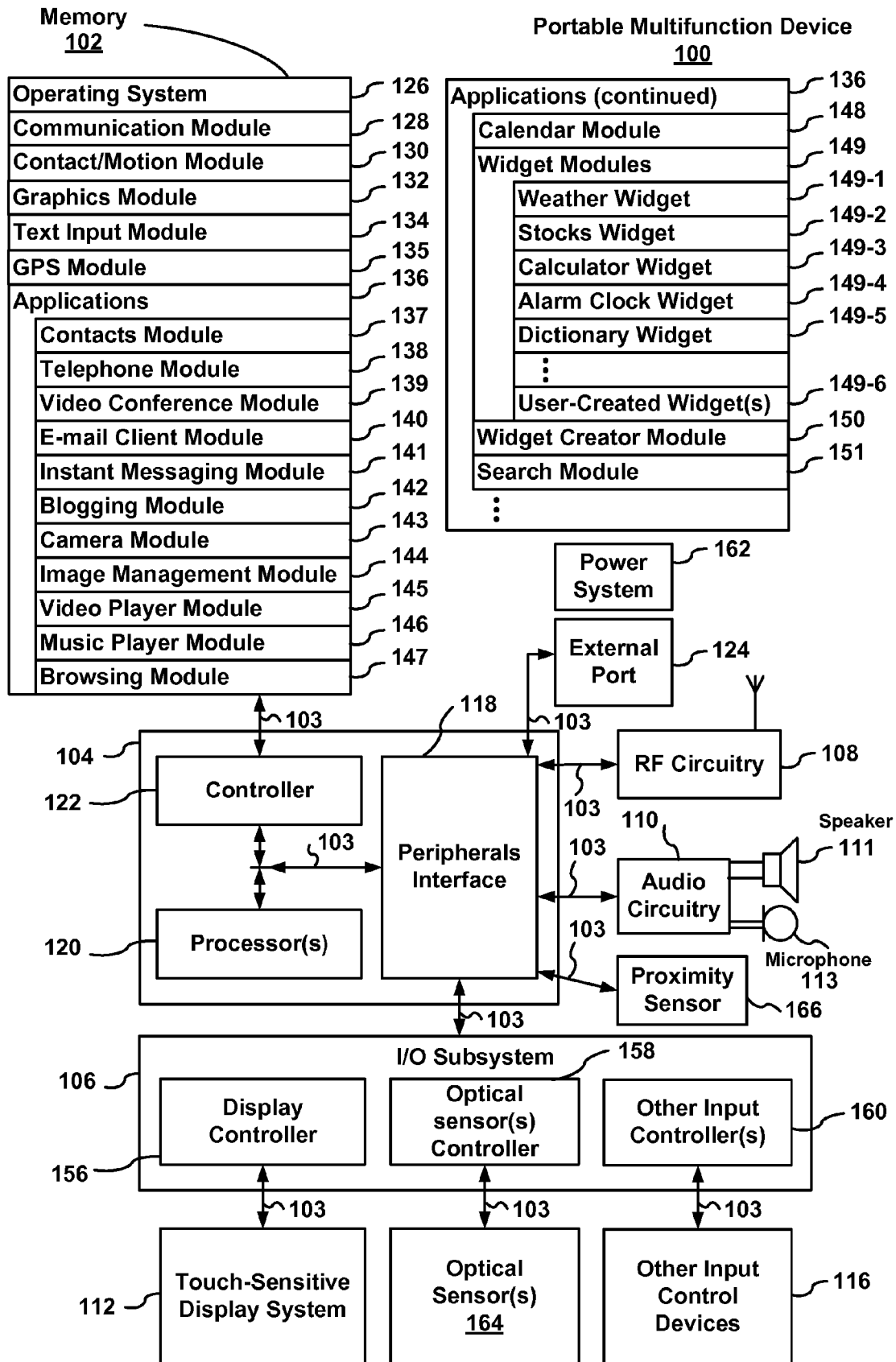


Figure 1




Figure 2




Figure 3

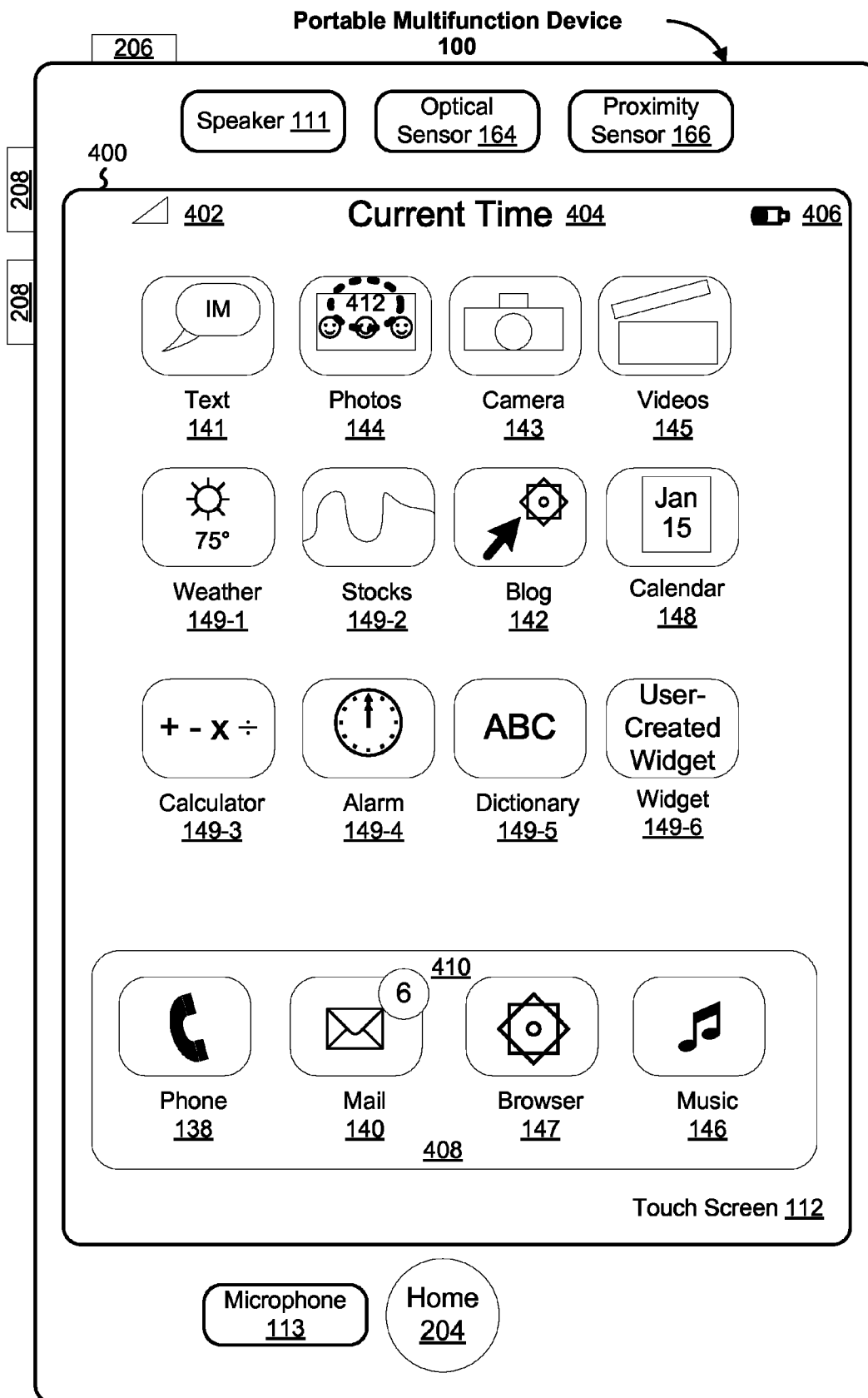


Figure 4

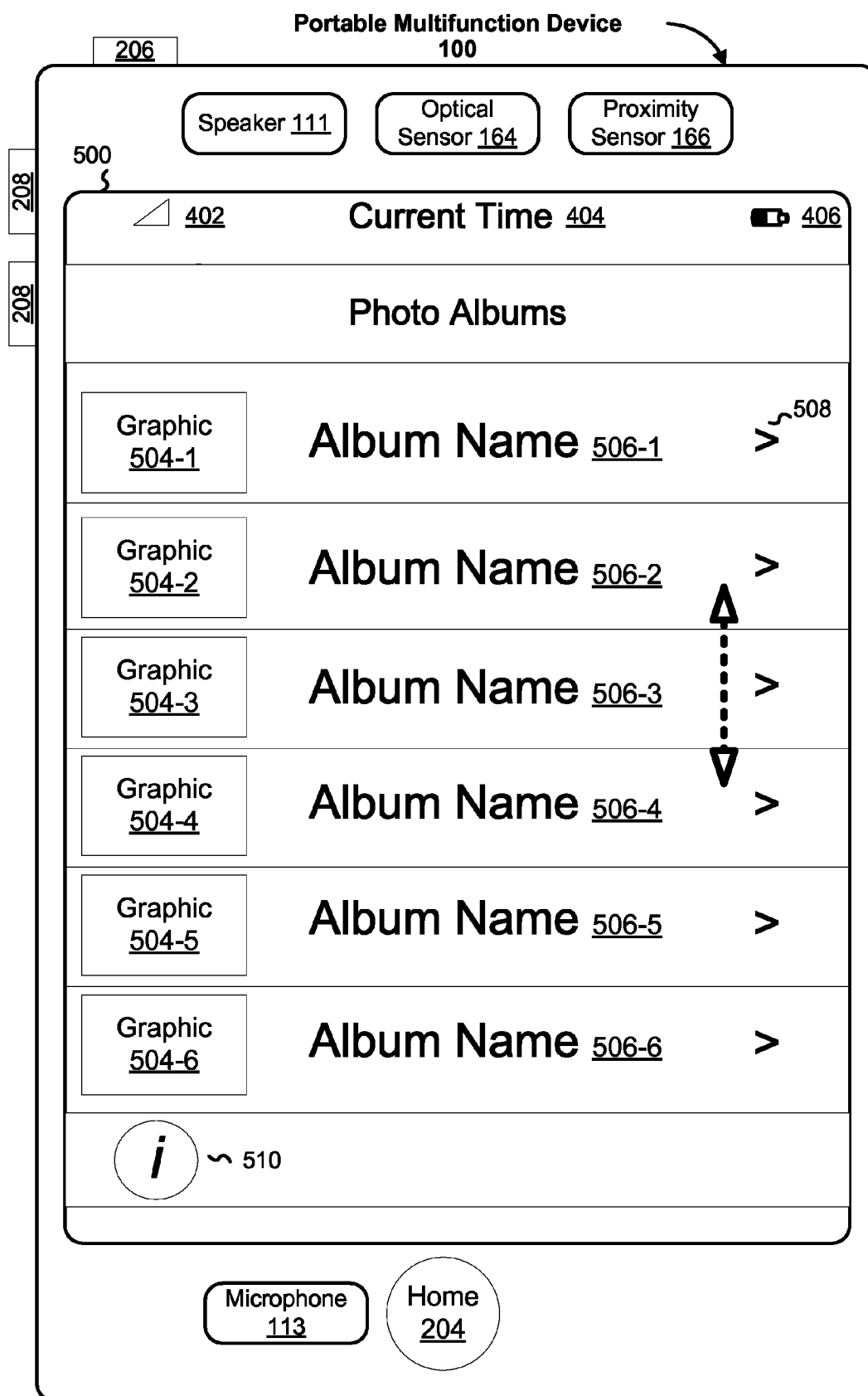


Figure 5

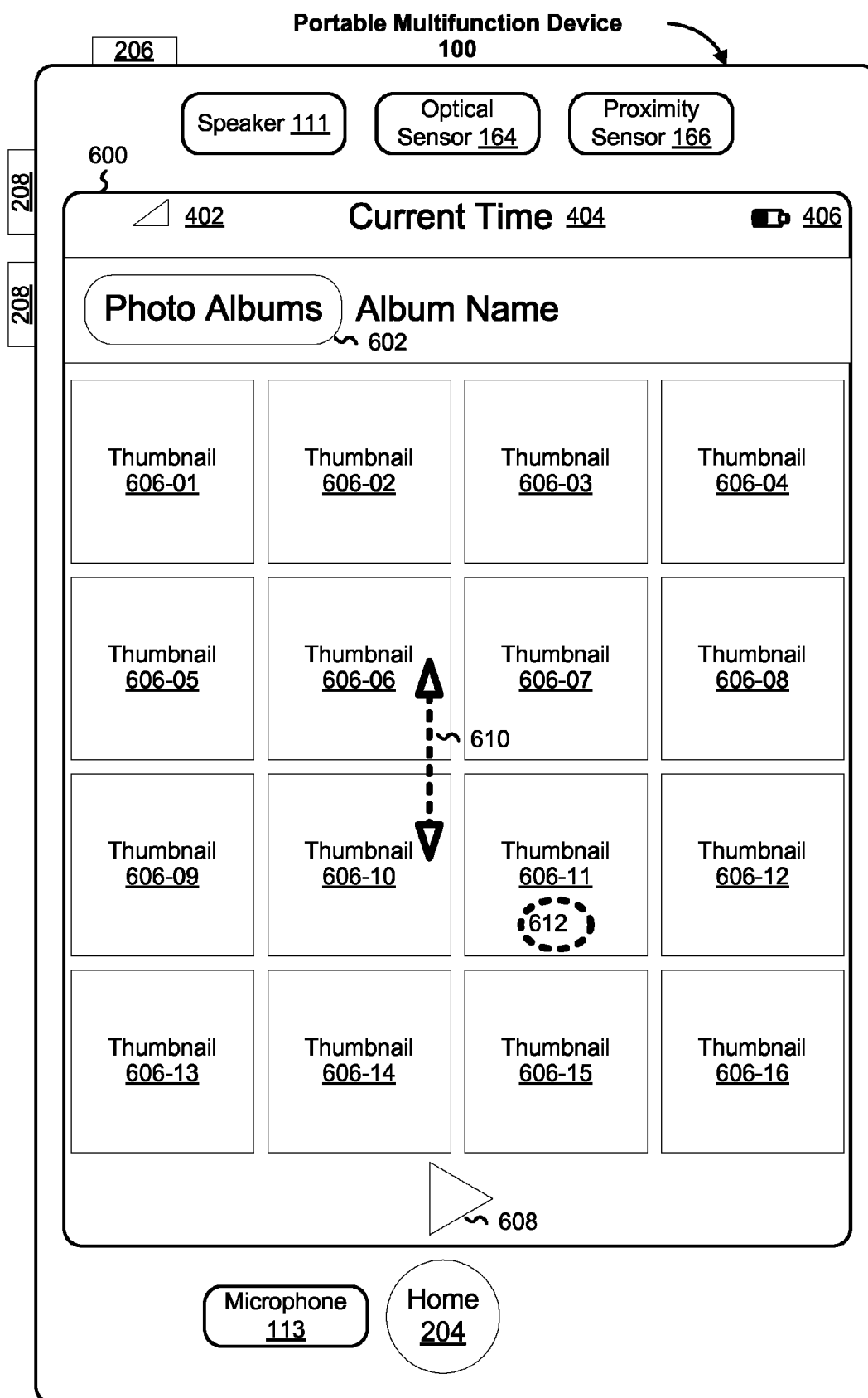


Figure 6

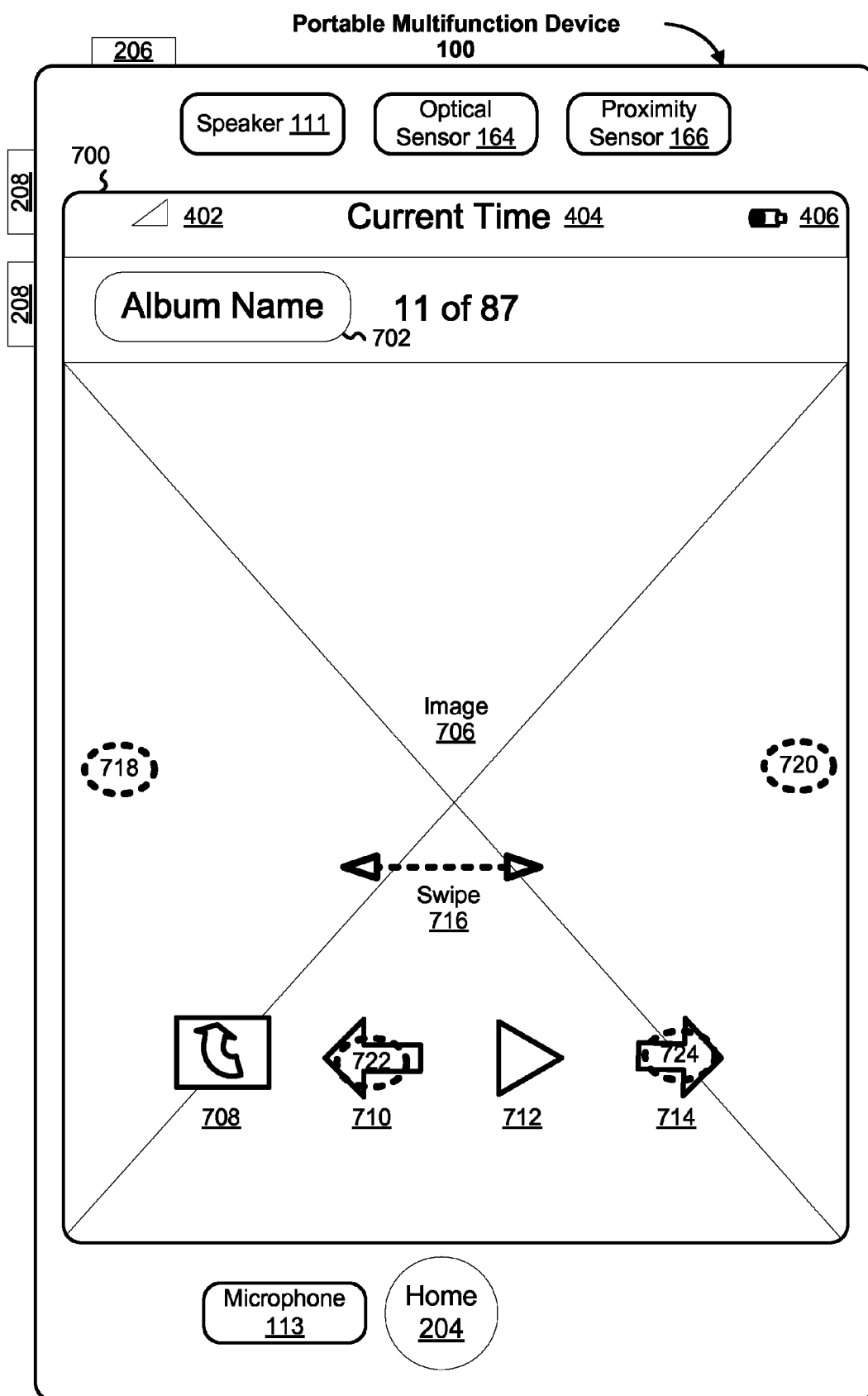


Figure 7

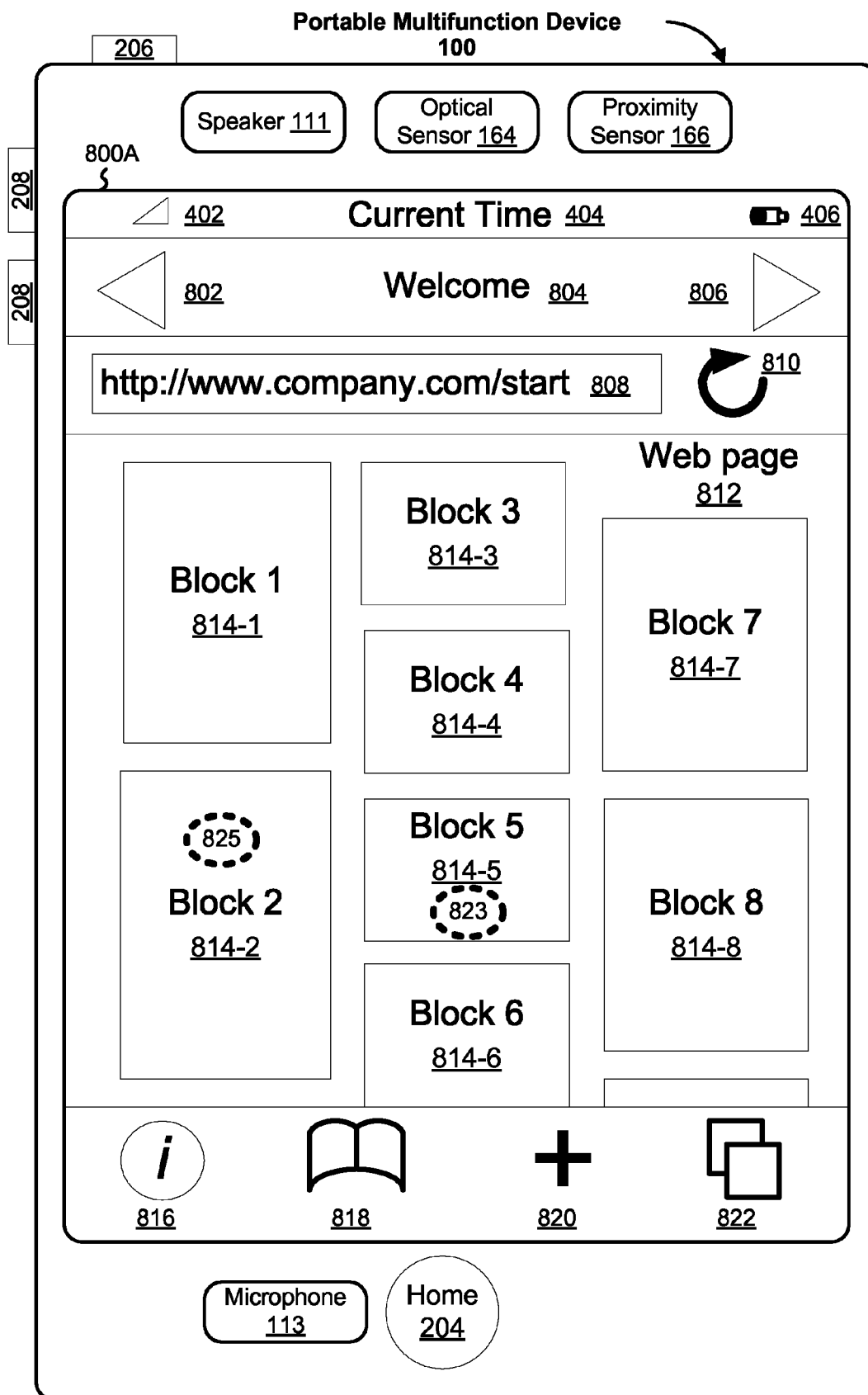


Figure 8A

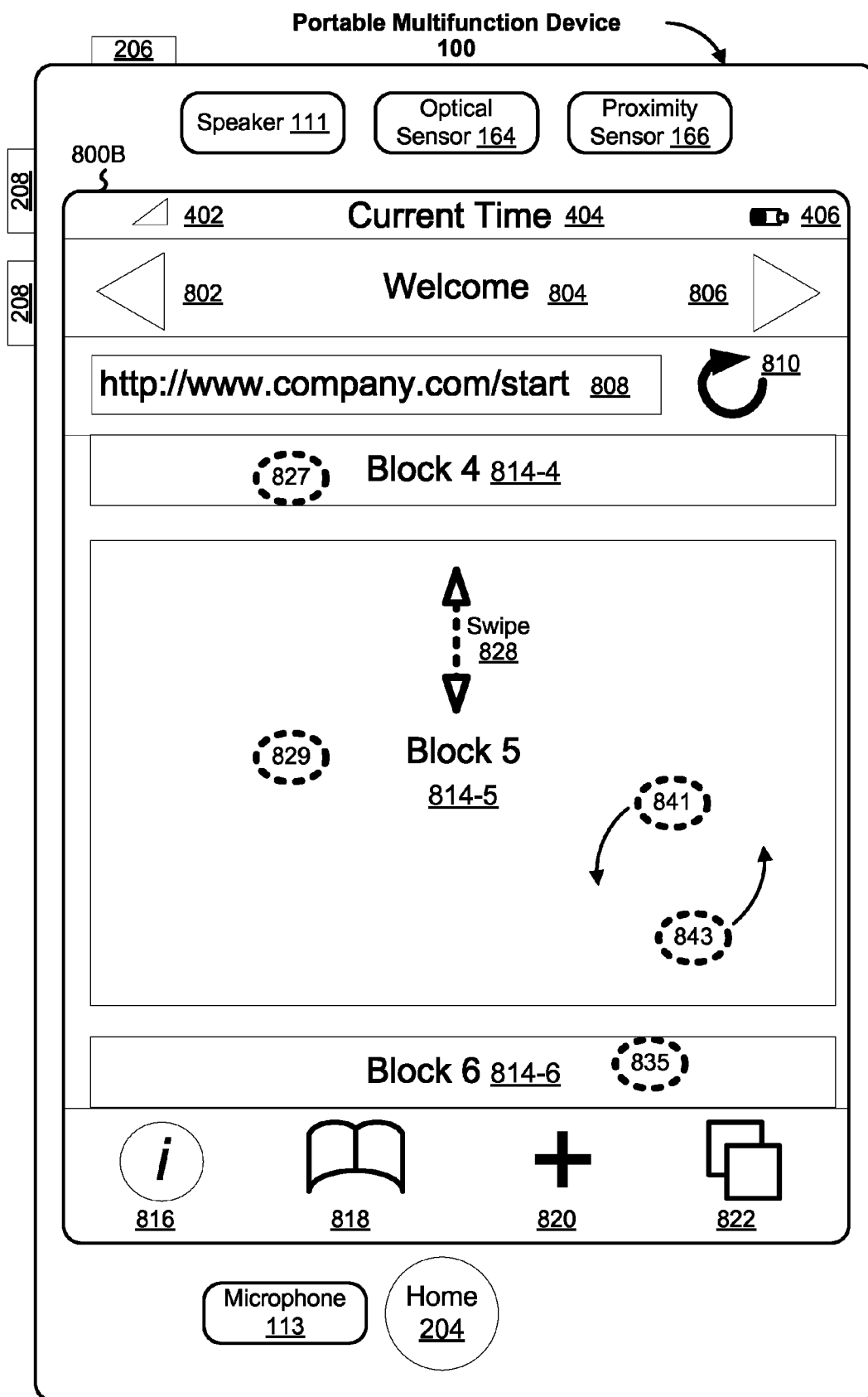


Figure 8B

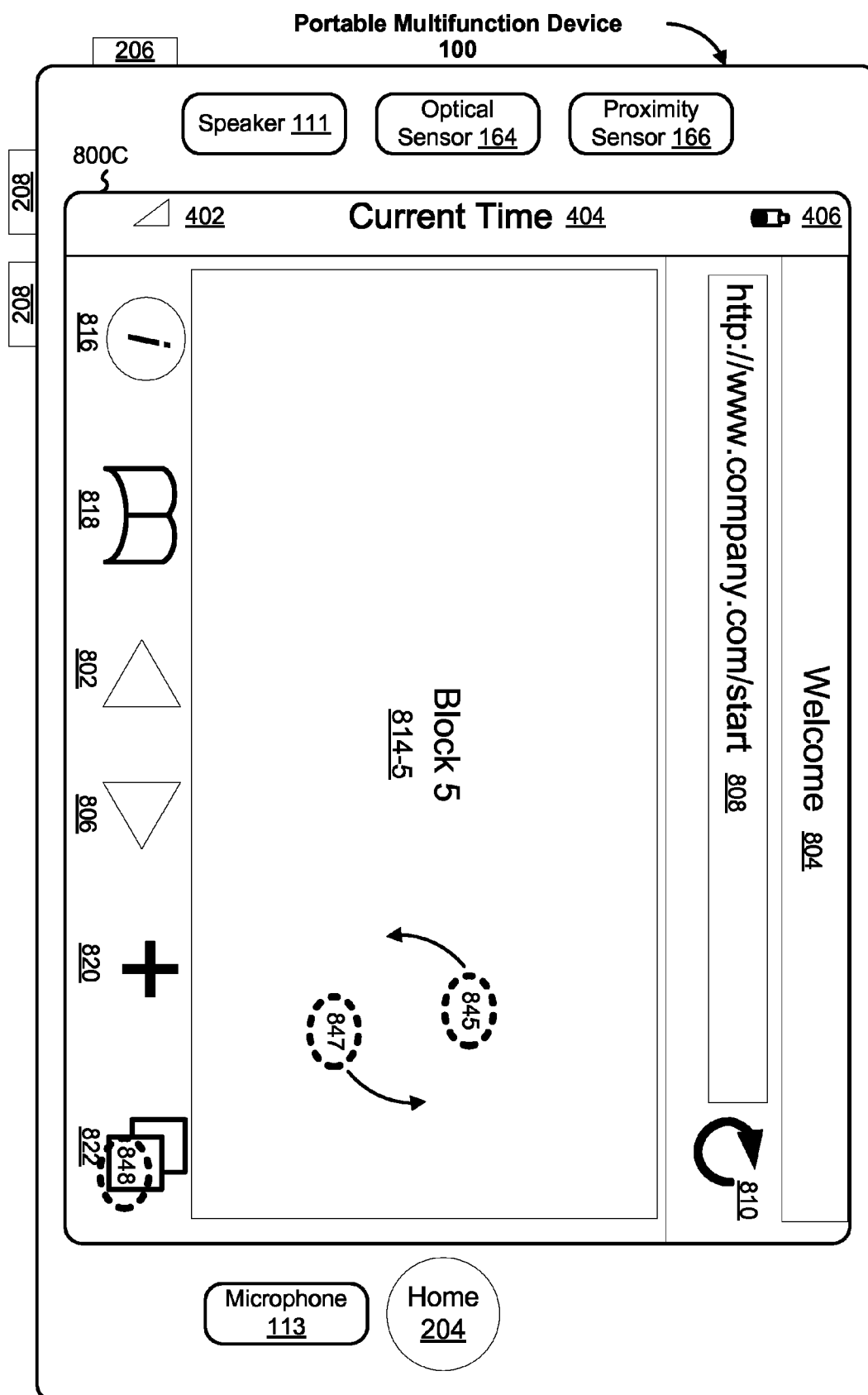


Figure 8C

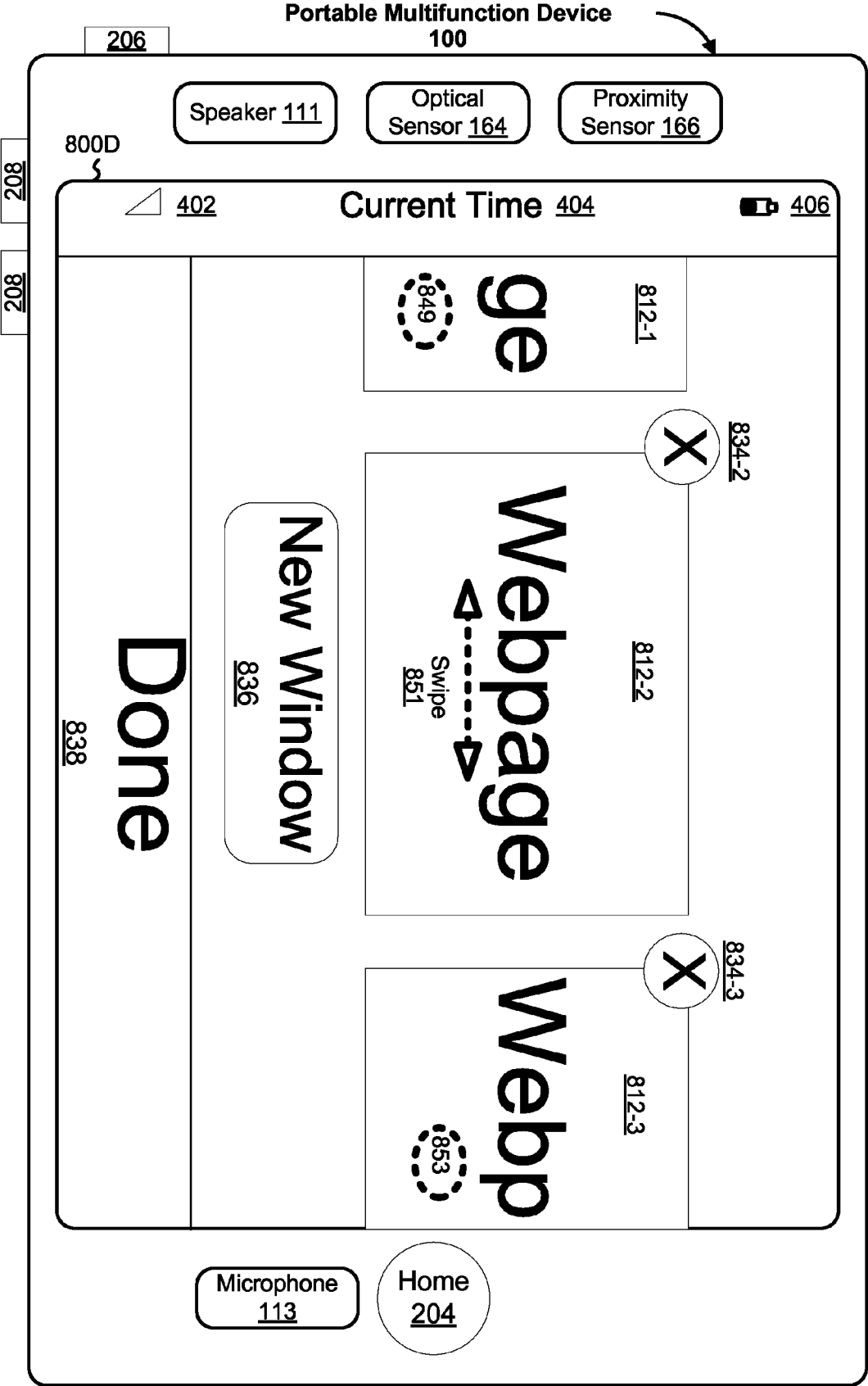


Figure 8D

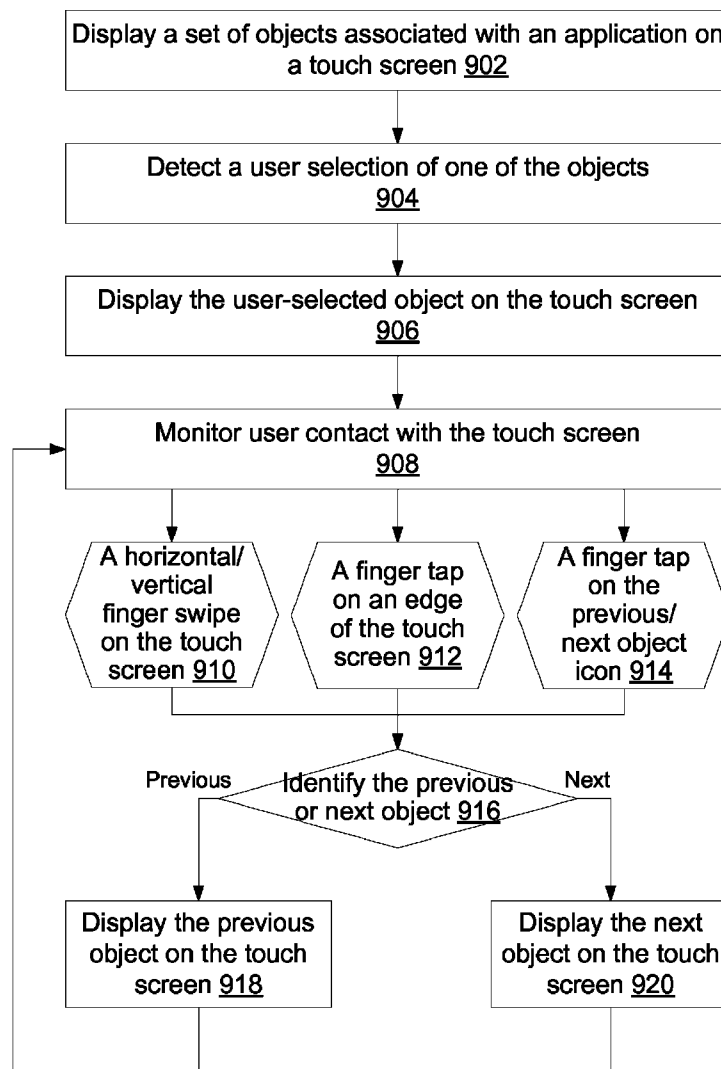


Figure 9

1

PORTABLE ELECTRONIC DEVICE PERFORMING SIMILAR OPERATIONS FOR DIFFERENT GESTURES

RELATED APPLICATIONS

This application claims priority to U.S. Provisional Patent Application Nos. 60/937,993, "Portable Multifunction Device," filed Jun. 29, 2007; 60/879,469, "Portable Multifunction Device," filed Jan. 8, 2007; 60/883,817, "Portable Electronic Device Performing Similar Operations for Different Gestures," filed Jan. 7, 2007; 60/879,253, "Portable Multifunction Device," filed Jan. 7, 2007; and 60/824,769, "Portable Multifunction Device," filed Sep. 6, 2006. All of these applications are incorporated by referenced herein in their entirety.

This application is related to the following applications: (1) U.S. patent application Ser. No. 10/188,182, "Touch Pad For Handheld Device," filed on Jul. 1, 2002; (2) U.S. patent application Ser. No. 10/722,948, "Touch Pad For Handheld Device," filed on Nov. 25, 2003; (3) U.S. patent application Ser. No. 10/643,256, "Movable Touch Pad With Added Functionality," filed on Aug. 18, 2003; (4) U.S. patent application Ser. No. 10/654,108, "Ambidextrous Mouse," filed on Sep. 2, 2003; (5) U.S. patent application Ser. No. 10/840,862, "Multipoint Touchscreen," filed on May 6, 2004; (6) U.S. patent application Ser. No. 10/903,964, "Gestures For Touch Sensitive Input Devices," filed on Jul. 30, 2004; (7) U.S. patent application Ser. No. 11/038,590, "Mode-Based Graphical User Interfaces For Touch Sensitive Input Devices" filed on Jan. 18, 2005; (8) U.S. patent application Ser. No. 11/057,050, "Display Actuator," filed on Feb. 11, 2005; (9) U.S. Provisional Patent Application No. 60/658,777, "Multi-Functional Hand-Held Device," filed Mar. 4, 2005; and (10) U.S. patent application Ser. No. 11/367,749, "Multi-Functional Hand-Held Device," filed Mar. 3, 2006. All of these applications are incorporated by reference herein.

TECHNICAL FIELD

The disclosed embodiments relate generally to portable electronic devices, and more particularly, to portable electronic devices that perform similar operations in response to different finger gestures.

BACKGROUND

As portable electronic devices become more compact, and the number of functions performed by a given device increases, it has become a significant challenge to design a user interface that allows users to easily interact with a multifunction device. This challenge is particular significant for handheld portable electronic devices, which have much smaller screens than desktop or laptop computers.

One important aspect of measuring a user interface's user-friendliness is whether the user interface accepts different types of user actions that correspond to the same function. Different users can choose different user actions based on their own preferences or habits. One user can choose different user actions at different times depending on which user action is more convenient than others at a specific moment.

But many conventional user interfaces, such as those that include physical pushbuttons, often have no such inflexibility. All users have to interact with the user interfaces in a specific manner to get desired results whether or not the manner is contrary to most users' preferences or habits. When coupled with the time consuming requirement to memorize these spe-

2

cific manners and the difficulty in activating a desired push-button, such inflexibility is becoming increasingly frustrating to most users.

Accordingly, there is a need for portable electronic devices with more flexible and intuitive user interfaces that perform similar operations in response to different finger gestures.

SUMMARY

The above deficiencies and other problems associated with known portable devices are reduced or eliminated by the disclosed portable multifunction device. In some embodiments, the portable electronic device has a touch-sensitive display (also known as a "touch screen" or "touch screen display") with a graphical user interface (GUI), one or more processors, memory and one or more modules, programs or sets of instructions stored in the memory for performing multiple functions. In some embodiments, the user interacts with the GUI primarily through finger contacts and gestures on the touch-sensitive display. Instructions for performing operations may be included in a computer readable storage medium or other computer program product configured for execution by one or more processors.

One aspect of the invention involves a computer-implemented method in which a portable electronic device with a touch screen: displays an application on the touch screen; and when the application is in a predefined mode, performs a predefined operation in response to each gesture of a set of multiple distinct gestures on the touch screen.

Another aspect of the invention involves a computer-implemented method in which a portable electronic device with a touch screen: displays a first application; when the first application is in a first mode, performs a first operation upon detecting a first gesture on the touch screen display; and performs the first operation upon detecting a second gesture on the touch screen display, wherein the second gesture is different from the first gesture.

Another aspect of the invention involves a portable electronic device. The device includes a touch screen display, one or more processors, memory, and one or more programs. The one or more program are stored in the memory and configured to be executed by the one or more processors. The one or more programs include: instructions for displaying an application; and instructions for performing a predefined operation in response to each gesture of a set of multiple distinct gestures on the touch screen display when the application is in a predefined mode.

Another aspect of the invention involves a computer-program product that includes a computer readable storage medium and a computer program mechanism (e.g., one or more computer programs) embedded therein. The computer program mechanism includes instructions, which when executed by a portable electronic device with a touch screen display, cause the device to: display an application; and when the application is in a predefined mode, perform a predefined operation in response to each gesture of a set of multiple distinct gestures on the touch screen display.

Another aspect of the invention involves a graphical user interface (GUI) on a portable electronic device with a touch screen display. The GUI has an application displayed in a predefined mode and the application performs a predefined operation in response to each gesture of a set of multiple distinct gestures on the touch screen display.

Another aspect of the invention involves a portable electronic device with a touch screen display, comprising: means for displaying an application; and means for performing a predefined operation in response to each gesture of a set of

3

multiple distinct gestures on the touch screen display when the application is in a predefined mode.

Thus, the invention provides a transparent and intuitive user interface that performs similar operations in response to different finger gestures on a portable electronic device with a touch screen display.

BRIEF DESCRIPTION OF THE DRAWINGS

For a better understanding of the aforementioned embodiments of the invention as well as additional embodiments thereof, reference should be made to the Description of Embodiments below, in conjunction with the following drawings in which like reference numerals refer to corresponding parts throughout the figures.

FIG. 1 is a block diagram illustrating a portable electronic device with a touch-sensitive display in accordance with some embodiments.

FIG. 2 illustrates a portable electronic device having a touch screen in accordance with some embodiments.

FIG. 3 illustrates an exemplary user interface for unlocking a portable electronic device in accordance with some embodiments.

FIG. 4 illustrates an exemplary user interface for a menu of applications on a portable electronic device in accordance with some embodiments.

FIG. 5 illustrates an exemplary user interface for viewing albums in accordance with some embodiments.

FIG. 6 illustrates an exemplary user interface for viewing an album in accordance with some embodiments.

FIG. 7 illustrates an exemplary user interface for viewing enlarged images in an album in accordance with some embodiments.

FIGS. 8A through 8D illustrate exemplary user interfaces for a browser in accordance with some embodiments.

FIG. 9 is a generalized flowchart illustrating a process for performing a predefined operation upon detecting multiple types of user gestures on the portable electronic device's touch screen in accordance with some embodiments.

DESCRIPTION OF EMBODIMENTS

Reference will now be made in detail to embodiments, examples of which are illustrated in the accompanying drawings. In the following detailed description, numerous specific details are set forth in order to provide a thorough understanding of the invention. However, it will be apparent to one of ordinary skill in the art that the invention may be practiced without these specific details. In other instances, well-known methods, procedures, components, circuits, and networks have not been described in detail so as not to unnecessarily obscure aspects of the embodiments.

It will also be understood that, although the terms first, second, etc. may be used herein to describe various elements, these elements should not be limited by these terms. These terms are only used to distinguish one element from another. For example, a first gesture could be termed a second gesture, and, similarly, a second gesture could be termed a first gesture, without departing from the scope of the present invention.

The terminology used in the description of the invention herein is for the purpose of describing particular embodiments only and is not intended to be limiting of the invention. As used in the description of the invention and the appended claims, the singular forms "a", "an" and "the" are intended to include the plural forms as well, unless the context clearly indicates otherwise. It will also be understood that the term

4

"and/or" as used herein refers to and encompasses any and all possible combinations of one or more of the associated listed items. It will be further understood that the terms "comprises" and/or "comprising," when used in this specification, specify the presence of stated features, integers, steps, operations, elements, and/or components, but do not preclude the presence or addition of one or more other features, integers, steps, operations, elements, components, and/or groups thereof.

As used herein, the term "if" may be construed to mean "when" or "upon" or "in response to determining" or "in response to detecting," depending on the context. Similarly, the phrase "if it is determined" or "if [a stated condition or event] is detected" may be construed to mean "upon determining" or "in response to determining" or "upon detecting [the stated condition or event]" or "in response to detecting [the stated condition or event]," depending on the context.

Embodiments of a portable electronic device, user interfaces for such devices, and associated processes for using such devices are described. In some embodiments, the device is a portable communications device such as a mobile telephone that also contains other functions, such as PDA and/or music player functions.

The user interface may include a physical click wheel in addition to a touch screen or a virtual click wheel displayed on the touch screen. A click wheel is a physical user-interface device that may provide navigation commands based on an angular displacement of the wheel or a point of contact with the wheel by a user of the portable electronic device. A click wheel may also be used to provide a user command corresponding to selection of one or more items, for example, when the user of the portable electronic device presses down on at least a portion of the wheel or the center of the wheel. Alternatively, breaking contact with a click wheel image on a touch screen surface may indicate a user command corresponding to selection. For simplicity, in the discussion that follows, a portable electronic device that includes a touch screen is used as an exemplary embodiment. It should be understood, however, that some of the user interfaces and associated processes may be applied to other devices, such as personal computers and laptop computers, which may include one or more other physical user-interface devices, such as a physical click wheel, a physical keyboard, a mouse and/or a joystick.

The device supports a variety of applications, such as one or more of the following: a telephone application, a video conferencing application, an email application, an instant messaging application, a blogging application, a photo management application, a digital camera application, a digital video camera application, a web browsing application, a digital music player application, and/or a digital video player application.

The various applications that may be executed on the device may use at least one common physical user-interface device, such as the touch screen. One or more functions of the touch screen as well as corresponding information displayed on the device may be adjusted and/or varied from one application to the next and/or within a respective application. In this way, a common physical architecture (such as the touch screen) of the device may support the variety of applications with user interfaces that are intuitive and transparent.

The user interfaces may include one or more soft keyboard embodiments. The soft keyboard embodiments may include standard (QWERTY) and/or non-standard configurations of symbols on the displayed icons of the keyboard, such as those described in U.S. patent application Ser. No. 11/459,606, "Keyboards for Portable Electronic Devices," filed Jul. 24, 2006, and Ser. No. 11/459,615 "Touch Screen Keyboards for

5

Portable Electronic Devices,” filed Jul. 24, 2006, the contents of which are hereby incorporated by reference. The keyboard embodiments may include a reduced number of icons (or soft keys) relative to the number of keys in existing physical keyboards, such as that for a typewriter. This may make it easier for users to select one or more icons in the keyboard, and thus, one or more corresponding symbols. The keyboard embodiments may be adaptive. For example, displayed icons may be modified in accordance with user actions, such as selecting one or more icons and/or one or more corresponding symbols. One or more applications on the portable electronic device may utilize common and/or different keyboard embodiments. Thus, the keyboard embodiment used may be tailored to at least some of the applications. In some embodiments, one or more keyboard embodiments may be tailored to a respective user. For example, based on a word usage history (lexicography, slang, individual usage) of the respective user. Some of the keyboard embodiments may be adjusted to reduce a probability of a user error when selecting one or more icons, and thus one or more symbols, when using the soft keyboard embodiments.

Attention is now directed towards embodiments of the device. FIG. 1 is a block diagram illustrating a portable electronic device **100** with a touch-sensitive display **112** in accordance with some embodiments. The touch-sensitive display **112** is sometimes called a “touch screen” for convenience. The device **100** may include a memory **102** (which may include one or more computer readable storage mediums), a memory controller **122**, one or more processing units (CPU’s) **120**, a peripherals interface **118**, RF circuitry **108**, audio circuitry **110**, a speaker **111**, a microphone **113**, an input/output (I/O) subsystem **106**, other input or control devices **116**, and an external port **124**. The device **100** may include one or more optical sensors **164**. These components may communicate over one or more communication buses or signal lines **103**.

It should be appreciated that the device **100** is only one example of a portable electronic device **100**, and that the device **100** may have more or fewer components than shown, may combine two or more components, or a may have a different configuration or arrangement of the components. The various components shown in FIG. 1 may be implemented in hardware, software or a combination of hardware and software, including one or more signal processing and/or application specific integrated circuits.

Memory **102** may include high-speed random access memory and may also include non-volatile memory, such as one or more magnetic disk storage devices, flash memory devices, or other non-volatile solid-state memory devices. Access to memory **102** by other components of the device **100**, such as the CPU **120** and the peripherals interface **118**, may be controlled by the memory controller **122**.

The peripherals interface **118** couples the input and output peripherals of the device to the CPU **120** and memory **102**. The one or more processors **120** run or execute various software programs and/or sets of instructions stored in memory **102** to perform various functions for the device **100** and to process data.

In some embodiments, the peripherals interface **118**, the CPU **120**, and the memory controller **122** may be implemented on a single chip, such as a chip **104**. In some other embodiments, they may be implemented on separate chips.

The RF (radio frequency) circuitry **108** receives and sends RF signals, also called electromagnetic signals. The RF circuitry **108** converts electrical signals to/from electromagnetic signals and communicates with communications networks and other communications devices via the electromagnetic

6

signals. The RF circuitry **108** may include well-known circuitry for performing these functions, including but not limited to an antenna system, an RF transceiver, one or more amplifiers, a tuner, one or more oscillators, a digital signal processor, a CODEC chipset, a subscriber identity module (SIM) card, memory, and so forth. The RF circuitry **108** may communicate with networks, such as the Internet, also referred to as the World Wide Web (WWW), an intranet and/or a wireless network, such as a cellular telephone network, a wireless local area network (LAN) and/or a metropolitan area network (MAN), and other devices by wireless communication. The wireless communication may use any of a plurality of communications standards, protocols and technologies, including but not limited to Global System for Mobile Communications (GSM), Enhanced Data GSM Environment (EDGE), wideband code division multiple access (W-CDMA), code division multiple access (CDMA), time division multiple access (TDMA), Bluetooth, Wireless Fidelity (Wi-Fi) (e.g., IEEE 802.11a, IEEE 802.11b, IEEE 802.11g and/or IEEE 802.11n), voice over Internet Protocol (VoIP), Wi-MAX, a protocol for email, instant messaging, and/or Short Message Service (SMS)), or any other suitable communication protocol, including communication protocols not yet developed as of the filing date of this document.

The audio circuitry **110**, the speaker **111**, and the microphone **113** provide an audio interface between a user and the device **100**. The audio circuitry **110** receives audio data from the peripherals interface **118**, converts the audio data to an electrical signal, and transmits the electrical signal to the speaker **111**. The speaker **111** converts the electrical signal to human-audible sound waves. The audio circuitry **110** also receives electrical signals converted by the microphone **113** from sound waves. The audio circuitry **110** converts the electrical signal to audio data and transmits the audio data to the peripherals interface **118** for processing. Audio data may be retrieved from and/or transmitted to memory **102** and/or the RF circuitry **108** by the peripherals interface **118**. In some embodiments, the audio circuitry **110** also includes a headset jack (not shown). The headset jack provides an interface between the audio circuitry **110** and removable audio input/output peripherals, such as output-only headphones or a headset with both output (e.g., a headphone for one or both ears) and input (e.g., a microphone).

The I/O subsystem **106** couples input/output peripherals on the device **100**, such as the touch screen **112** and other input/control devices **116**, to the peripherals interface **118**. The I/O subsystem **106** may include a display controller **156** and one or more input controllers **160** for other input or control devices. The one or more input controllers **160** receive/send electrical signals from/to other input or control devices **116**. The other input/control devices **116** may include physical buttons (e.g., push buttons, rocker buttons, etc.), dials, slider switches, joysticks, click wheels, and so forth. In some alternate embodiments, input controller(s) **160** may be coupled to any (or none) of the following: a keyboard, infrared port, USB port, and a pointer device such as a mouse. The one or more buttons (e.g., **208**, FIG. 2) may include an up/down button for volume control of the speaker **111** and/or the microphone **113**. The one or more buttons may include a push button (e.g., **206**, FIG. 2). A quick press of the push button may disengage a lock of the touch screen **112** or begin a process that uses gestures on the touch screen to unlock the device, as described in U.S. patent application Ser. No. 11/322,549, “Unlocking a Device by Performing Gestures on an Unlock Image,” filed Dec. 23, 2005, which is hereby incorporated by reference. A longer press of the push button (e.g., **206**) may turn power to the device **100** on or off. The user may be able to customize a

functionality of one or more of the buttons. The touch screen **112** is used to implement virtual or soft buttons and one or more soft keyboards.

The touch-sensitive touch screen **112** provides an input interface and an output interface between the device and a user. The display controller **156** receives and/or sends electrical signals from/to the touch screen **112**. The touch screen **112** displays visual output to the user. The visual output may include graphics, text, icons, video, and any combination thereof (collectively termed “graphics”). In some embodiments, some or all of the visual output may correspond to user-interface objects, further details of which are described below.

A touch screen **112** has a touch-sensitive surface, sensor or set of sensors that accepts input from the user based on haptic and/or tactile contact. The touch screen **112** and the display controller **156** (along with any associated modules and/or sets of instructions in memory **102**) detect contact (and any movement or breaking of the contact) on the touch screen **112** and converts the detected contact into interaction with user-interface objects (e.g., one or more soft keys, icons, web pages or images) that are displayed on the touch screen. In an exemplary embodiment, a point of contact between a touch screen **112** and the user corresponds to a finger of the user.

The touch screen **112** may use LCD (liquid crystal display) technology, or LPD (light emitting polymer display) technology, although other display technologies may be used in other embodiments. The touch screen **112** and the display controller **156** may detect contact and any movement or breaking thereof using any of a plurality of touch sensing technologies now known or later developed, including but not limited to capacitive, resistive, infrared, and surface acoustic wave technologies, as well as other proximity sensor arrays or other elements for determining one or more points of contact with a touch screen **112**. A touch-sensitive display in some embodiments of the touch screen **112** may be analogous to the multi-touch sensitive tablets described in the following U.S. Pat. No. 6,323,846 (Westerman et al.), U.S. Pat. No. 6,570,557 (Westerman et al.), and/or U.S. Pat. No. 6,677,932 (Westerman), and/or U.S. Patent Publication 2002/0015024A1, each of which is hereby incorporated by reference. However, a touch screen **112** displays visual output from the portable electronic device **100**, whereas touch sensitive tablets do not provide visual output. The touch screen **112** may have a resolution in excess of 100 dpi. In an exemplary embodiment, the touch screen in the display system has a resolution of approximately 168 dpi. The user may make contact with the touch screen **112** using any suitable object or appendage, such as a stylus, a finger, and so forth. In some embodiments, the user interface is designed to work primarily with finger-based contacts and gestures, which are much less precise than stylus-based input due to the larger area of contact of a finger on the touch screen. In some embodiments, the device translates the rough finger-based input into a precise pointer/cursor position or command for performing the actions desired by the user.

A touch-sensitive display in some embodiments of the touch screen **112** may be as described in the following applications: (1) U.S. patent application Ser. No. 11/381,313, “Multipoint Touch Surface Controller,” filed on May 2, 2006; (2) U.S. patent application Ser. No. 10/840,862, “Multipoint Touchscreen,” filed on May 6, 2004; (3) U.S. patent application Ser. No. 10/903,964, “Gestures For Touch Sensitive Input Devices,” filed on Jul. 30, 2004; (4) U.S. patent application Ser. No. 11/048,264, “Gestures For Touch Sensitive Input Devices,” filed on Jan. 31, 2005; (5) U.S. patent application Ser. No. 11/038,590, “Mode-Based Graphical User

Interfaces For Touch Sensitive Input Devices,” filed on Jan. 18, 2005; (6) U.S. patent application Ser. No. 11/228,758, “Virtual Input Device Placement On A Touch Screen User Interface,” filed on Sep. 16, 2005; (7) U.S. patent application Ser. No. 11/228,700, “Operation Of A Computer With A Touch Screen Interface,” filed on Sep. 16, 2005; (8) U.S. patent application Ser. No. 11/228,737, “Activating Virtual Keys Of A Touch-Screen Virtual Keyboard,” filed on Sep. 16, 2005; and (9) U.S. patent application Ser. No. 11/367,749, “Multi-Functional Hand-Held Device,” filed on Mar. 3, 2006. All of these applications are incorporated by reference herein.

In some embodiments, in addition to the touch screen, the device **100** may include a touchpad (not shown) for activating or deactivating particular functions. In some embodiments, the touchpad is a touch-sensitive area of the device that, unlike the touch screen, does not display visual output. The touchpad may be a touch-sensitive surface that is separate from the touch screen **112** or an extension of the touch-sensitive surface formed by the touch screen.

In some embodiments, the portable electronic device **100** may include a physical or virtual click wheel as an input control device **116**. A user may navigate among and interact with one or more graphical objects (henceforth referred to as icons) displayed in the touch screen **112** by rotating the click wheel or by moving a point of contact with the click wheel (e.g., where the amount of movement of the point of contact is measured by its angular displacement with respect to a center point of the click wheel). The click wheel may also be used to select one or more of the displayed icons. For example, the user may press down on at least a portion of the click wheel or an associated button. User commands and navigation commands provided by the user via the click wheel may be processed by an input controller **160** as well as one or more of the modules and/or sets of instructions in memory **102**. For a virtual click wheel, the click wheel and click wheel controller may be part of the touch screen **112** and the display controller **156**, respectively. For a virtual click wheel, the click wheel may be either an opaque or semitransparent object that appears and disappears on the touch screen display in response to user interaction with the device. In some embodiments, a virtual click wheel is displayed on the touch screen of a portable multifunction device and operated by user contact with the touch screen.

The device **100** also includes a power system **162** for powering the various components. The power system **162** may include a power management system, one or more power sources (e.g., battery, alternating current (AC)), a recharging system, a power failure detection circuit, a power converter or inverter, a power status indicator (e.g., a light-emitting diode (LED)) and any other components associated with the generation, management and distribution of power in portable electronic devices.

The device **100** may also include one or more optical sensors **164**. FIG. 1 shows an optical sensor coupled to an optical sensor controller **158** in I/O subsystem **106**. The optical sensor **164** may include charge-coupled device (CCD) or complementary metal-oxide semiconductor (CMOS) phototransistors. The optical sensor **164** receives light from the environment, projected through one or more lens, and converts the light to data representing an image. In conjunction with an imaging module **143** (sometimes called a camera module), the optical sensor **164** may capture still images or video. In some embodiments, an optical sensor is located on the back of the device **100**, opposite the touch screen display **112** on the front of the device, so that the touch screen display may be used as a viewfinder for either still and/or video image acquisition. In some embodiments, an optical sensor is

9

located on the front of the device so that the user's image may be obtained for videoconferencing while the user views the other video conference participants on the touch screen display. In some embodiments, the position of the optical sensor **164** can be changed by the user (e.g., by rotating the lens and the sensor in the device housing) so that a single optical sensor **164** may be used along with the touch screen display for both video conferencing and still and/or video image acquisition.

The device **100** may also include one or more proximity sensors **166**. FIG. **1** shows a proximity sensor **166** coupled to the peripherals interface **118**. Alternately, the proximity sensor **166** may be coupled to an input controller **160** in the I/O subsystem **106**. The proximity sensor **166** may perform as described in U.S. patent application Ser. No. 11/241,839, "Proximity Detector in Handheld Device," filed Sep. 30, 2005, and Ser. No. 11/240,788, "Proximity Detector in Handheld Device," filed Sep. 30, 2005, which are hereby incorporated by reference. In some embodiments, the proximity sensor turns off and disables the touch screen **112** when the multifunction device is placed near the user's ear (e.g., when the user is making a phone call). In some embodiments, the proximity sensor keeps the screen off when the device is in the user's pocket, purse, or other dark area to prevent unnecessary battery drainage when the device is a locked state.

In some embodiments, the software components stored in memory **102** may include an operating system **126**, a communication module (or set of instructions) **128**, a contact/motion module (or set of instructions) **130**, a graphics module (or set of instructions) **132**, a text input module (or set of instructions) **134**, a Global Positioning System (GPS) module (or set of instructions) **135**, and applications (or set of instructions) **136**.

The operating system **126** (e.g., Darwin, RTXC, LINUX, UNIX, OS X, WINDOWS, or an embedded operating system such as VxWorks) includes various software components and/or drivers for controlling and managing general system tasks (e.g., memory management, storage device control, power management, etc.) and facilitates communication between various hardware and software components.

The communication module **128** facilitates communication with other devices over one or more external ports **124** and also includes various software components for handling data received by the RF circuitry **108** and/or the external port **124**. The external port **124** (e.g., Universal Serial Bus (USB), FIREWIRE, etc.) is adapted for coupling directly to other devices or indirectly over a network (e.g., the Internet, wireless LAN, etc.). In some embodiments, the external port is a multi-pin (e.g., 30-pin) connector that is the same as, or similar to and/or compatible with the 30-pin connector used on iPod (trademark of Apple Computer, Inc.) devices.

The contact/motion module **130** may detect contact with the touch screen **112** (in conjunction with the display controller **156**) and other touch sensitive devices (e.g., a touchpad or physical click wheel). The contact/motion module **130** includes various software components for performing various operations related to detection of contact, such as determining if contact has occurred, determining if there is movement of the contact and tracking the movement across the touch screen **112**, and determining if the contact has been broken (i.e., if the contact has ceased). Determining movement of the point of contact may include determining speed (magnitude), velocity (magnitude and direction), and/or an acceleration (a change in magnitude and/or direction) of the point of contact. These operations may be applied to single contacts (e.g., one finger contacts) or to multiple simultaneous contacts (e.g., "multitouch"/multiple finger contacts). In some embodi-

10

ments, the contact/motion module **130** and the display controller **156** also detects contact on a touchpad. In some embodiments, the contact/motion module **130** and the controller **160** detects contact on a click wheel **116**.

The graphics module **132** includes various known software components for rendering and displaying graphics on the touch screen **112**, including components for changing the intensity of graphics that are displayed. As used herein, the term "graphics" includes any object that can be displayed to a user, including without limitation text, web pages, icons (such as user-interface objects including soft keys), digital images, videos, animations and the like.

The text input module **134**, which may be a component of graphics module **132**, provides soft keyboards for entering text in various applications (e.g., contacts **137**, email client **140**, IM **141**, blogging **142**, browser **147**, and any other application that needs text input).

The GPS module **135** determines the location of the device and provides this information for use in various applications (e.g., to telephone **138** for use in location-based dialing, to camera **143** and/or blogger **142** as picture/video metadata, and to applications that provide location-based services such as weather widgets, local yellow page widgets, and map/navigation widgets).

The applications **136** may include the following modules (or sets of instructions), or a subset or superset thereof:

- a contacts module **137** (sometimes called an address book or contact list);
- a telephone module **138**;
- a video conferencing module **139**;
- an email client module **140**;
- an instant messaging (IM) module **141**;
- a blogging module **142**;
- a camera module **143** for still and/or video images;
- an image management module **144**;
- a video player module **145**;
- a music player module **146**;
- a browser module **147**;
- a calendar module **148**;
- widget modules **149**, which may include weather widget **149-1**, stocks widget **149-2**, calculator widget **149-3**, alarm clock widget **149-4**, dictionary widget **149-5**, and other widgets obtained by the user, as well as user-created widgets **149-6**;
- widget creator module **150** for making user-created widgets **149-6**; and/or
- search module **151**.

Examples of other applications **136** that may be stored in memory **102** include memo pad and other word processing applications, JAVA-enabled applications, encryption, digital rights management, voice recognition, and voice replication.

In conjunction with touch screen **112**, display controller **156**, contact module **130**, graphics module **132**, text input module **134**, and camera module **143**, the image management module **144** may be used to arrange, modify or otherwise manipulate, label, delete, present (e.g., in a digital slide show or album), and store still and/or video images. Embodiments of user interfaces and associated processes using image management module **144** are described further below.

In conjunction with RF circuitry **108**, touch screen **112**, display system controller **156**, contact module **130**, graphics module **132**, and text input module **134**, the browser module **147** may be used to browse the Internet, including searching, linking to, receiving, and displaying web pages or portions thereof, as well as attachments and other files linked to web pages. Embodiments of user interfaces and associated processes using browser module **147** are described further below.

11

Note that the above identified modules and applications (including the image management module **144** and the browser module **147**) correspond to a set of instructions for performing one or more functions described above. These modules (i.e., sets of instructions) need not be implemented as separate software programs, procedures or modules, and thus various subsets of these modules may be combined or otherwise re-arranged in various embodiments. In some embodiments, memory **102** may store a subset of the modules and data structures identified above. Furthermore, memory **102** may store additional modules and data structures not described above.

In some embodiments, the device **100** is a device where operation of a predefined set of functions on the device is performed exclusively through a touch screen **112** and/or a touchpad. By using a touch screen and/or a touchpad as the primary input/control device for operation of the device **100**, the number of physical input/control devices (such as push-buttons, dials, and the like) on the device **100** may be reduced.

The predefined set of functions that may be performed exclusively through a touch screen and/or a touchpad include navigation between user interfaces. In some embodiments, the touchpad, when touched by the user, navigates the device **100** to a main, home, or root menu from any user interface that may be displayed on the device **100**. In such embodiments, the touchpad may be referred to as a “menu button.” In some other embodiments, the menu button may be a physical push button or other physical input/control device instead of a touchpad.

FIG. **2** illustrates a portable electronic device **100** having a touch screen **112** in accordance with some embodiments. The touch screen may display one or more graphics. In this embodiment, as well as others described below, a user may select one or more of the graphics by making contact or touching the graphics, for example, with one or more fingers **202** (not drawn to scale in the figure) or a stylus (not shown in the figure). In some embodiments, selection of one or more graphics occurs when the user breaks contact with the one or more graphics. In some embodiments, the contact may include a gesture, such as one or more taps, one or more swipes (e.g., from left to right, or right to left, or back-and-forth in both directions; upward, or downward, or upward and downward) and/or a rolling of a finger (from right to left, left to right, upward and/or downward) that has made contact with the device **100**. In some embodiments, inadvertent contact with a graphic may not select the graphic. For example, a swipe gesture with that sweeps over an application icon may not select the corresponding application when the gesture corresponding to selection is a tap. In other words, the portable electronic device **100** interprets the meaning of a gesture and acts accordingly after considering which application or module is in use at the moment.

The device **100** may also include one or more physical buttons, such as “home” or menu button **204**. As described previously, the menu button **204** may be used to navigate to any application **136** in a set of applications that may be executed on the device **100**. Alternatively, in some embodiments, the menu button is implemented as a soft key in a GUI in touch screen **112**.

In one embodiment, the device **100** includes a touch screen **112**, a menu button **204**, a push button **206** for powering the device on/off and locking the device, and volume adjustment button(s) **208**. The push button **206** may be used to turn the power on/off on the device by depressing the button and holding the button in the depressed state for a predefined time interval; to lock the device by depressing the button and releasing the button before the predefined time interval has

12

elapsed; and/or to unlock the device or initiate an unlock process. In an alternative embodiment, the device **100** also may accept verbal input for activation or deactivation of some functions through the microphone **113**.

Attention is now directed towards embodiments of user interfaces (“UI”) and associated processes that may be implemented on a portable electronic device **100**.

FIG. **3** illustrates an exemplary user interface for unlocking a portable electronic device in accordance with some embodiments. In some embodiments, user interface **300** includes the following elements, or a subset or superset thereof:

- Unlock image **302** that is moved with a finger gesture to unlock the device;
- Arrow **304** that provides a visual cue to the unlock gesture;
- Channel **306** that provides additional cues to the unlock gesture;
- Time **308**;
- Day **310**;
- Date **312**; and
- Wallpaper image **314**.

In some embodiments, the device detects contact with the touch-sensitive display (e.g., a user’s finger making contact on or near the unlock image **302**) while the device is in a user-interface lock state. The device moves the unlock image **302** in accordance with the contact. The device transitions to a user-interface unlock state if the detected contact corresponds to a predefined gesture, such as moving the unlock image across channel **306**. Conversely, the device maintains the user-interface lock state if the detected contact does not correspond to the predefined gesture. As noted above, processes that use gestures on the touch screen to unlock the device are described in U.S. patent application Ser. No. 11/322,549, “Unlocking a Device by Performing Gestures on an Unlock Image,” filed Dec. 23, 2005, which is hereby incorporated by reference.

FIG. **4** illustrates an exemplary user interface for a menu of applications on a portable electronic device in accordance with some embodiments. In some embodiments, user interface **400** includes the following elements, or a subset or superset thereof:

- Signal strength indicator **402** for wireless communication;
- Time **404**;
- Battery status indicator **406**;
- Tray **408** with icons for frequently used applications, such as:
 - Phone **138**;
 - Email client **140**, which may include an indicator **410** of the number of unread emails;
 - Browser **147**; and
 - Music player **146**; and
- Icons for other applications, such as:
 - IM **141**;
 - Image management **144**;
 - Camera **143**;
 - Video player **145**;
 - Weather **149-1**;
 - Stocks **149-2**;
 - Blog **142**;
 - Calendar **148**;
 - Calculator **149-3**;
 - Alarm clock **149-4**;
 - Dictionary **149-5**; and
 - User-created widget **149-6**.

In some embodiments, UI **400** displays all of the available applications **136** on one screen so that there is no need to scroll through a list of applications (e.g., via a scroll bar). In some embodiments, as the number of applications increase,

13

the icons corresponding to the applications may decrease in size so that all applications may be displayed on a single screen without scrolling. In some embodiments, having all applications on one screen and a menu button enables a user to access any desired application with at most two inputs, such as activating the menu button **204** and then activating a desired application (e.g., activating the image management module **144** by a finger tap **412** or other finger gesture on the icon corresponding to the application). Activating the desired application leads to another user interface corresponding to the user-selected application.

FIG. 5 illustrates an exemplary user interface for viewing photo albums in accordance with some embodiments. In some embodiments, user interface **500** includes the following elements, or a subset or superset thereof:

402, **404**, and **406**, as described above;

Graphics **504**, e.g., thumbnail images of the first picture or a user-selected picture in the corresponding albums;

Album names **506**;

Selection icons **508** that when activated (e.g., by a finger gesture on the icon) initiates display of the corresponding album (e.g., UI **600**, FIG. 6); and

Settings icon **510**, that brings up a settings menu when activated by a user gesture (e.g., a tap gesture).

FIG. 6 illustrates an exemplary user interface for viewing an album in accordance with some embodiments. In some embodiments, user interface **1000** includes the following elements, or a subset or superset thereof:

402, **404**, and **406**, as described above;

Photo albums icon **602** that when activated (e.g., by a finger gesture on the icon) initiates transfer to the photo albums UI (e.g., UI **500**);

Thumbnail images **606** of images in the corresponding album;

Play icon **608** that when activated (e.g., by a finger gesture on the icon) initiates a slide show of the images in the album;

In some embodiments, the user may scroll through the thumbnails **606** using vertically upward/downward gestures **610** on the touch screen. A stationary gesture on a particular thumbnail (e.g., a finger tap **612** on thumbnail **606-11**) initiates transfer of the application to a different mode, i.e., an enlarged display of the corresponding image (e.g., UI **700**, FIG. 7).

FIG. 7 illustrates an exemplary user interface for viewing enlarged images in an album in accordance with some embodiments. In some embodiments, user interface **700** includes the following elements, or a subset or superset thereof:

402, **404**, and **406**, as described above;

Album name icon **702** that when activated (e.g., by a finger gesture on the icon) initiates transfer to the corresponding album UI (e.g., UI **600**);

Image **706**;

Additional options icon **708** that when activated (e.g., by a finger gesture on the icon) initiates transfer to a UI with additional options for use of image **706**;

Previous image icon **710** that when activated (e.g., by a finger gesture **722** on the icon) initiates display of the previous image in the album (e.g., **606-10**);

Play icon **712** that when activated (e.g., by a finger gesture on the icon) initiates a slide show of the images in the album; and

Next image icon **714** that when activated (e.g., by a finger gesture **724** on the icon) initiates display of the next image in the album (e.g., **606-12**).

14

In some embodiments, selecting the previous or next image icon is not the only way of displaying the previous or next image in the album. For example, the user can initiate viewing of the previous image by making a tap gesture **718** on the left side of the image or making a swipe gesture **716** from left to right on the image. The image **706** moves off screen to the right as the previous image moves on screen from the left. Similarly, the user can initiate viewing of the next image by making a tap gesture **720** on the right side of the image or making a swipe gesture **716** from right to left on the image. The image **706** moves off screen to the left as the next image moves on screen from the right.

With multiple ways to perform the same task, the portable electronic device enables a user to choose whichever the user prefers, thereby making the photo management simpler and more intuitive.

FIGS. 8A through 8D illustrate exemplary user interfaces for a browser in accordance with some embodiments.

In some embodiments, user interface **800A** includes the following elements, or a subset or superset thereof:

402, **404**, and **406**, as described above;

Previous page icon **802** that when activated (e.g., by a finger tap on the icon) initiates display of the previous web page;

Web page name **804**;

Next page icon **806** that when activated (e.g., by a finger tap on the icon) initiates display of the next web page;

URL (Uniform Resource Locator) entry box **808** for inputting URLs of web pages;

Refresh icon **810** that when activated (e.g., by a finger tap on the icon) initiates a refresh of the web page;

Web page **812** or other structured document, which includes one or more blocks **814** of text content and other graphics (e.g., images);

Settings icon **816** that when activated (e.g., by a finger tap on the icon) initiates display of a settings menu for the browser;

Bookmarks icon **818** that when activated (e.g., by a finger tap on the icon) initiates display of a bookmarks list or menu for the browser;

Add bookmark icon **820** that when activated (e.g., by a finger tap on the icon) initiates display of a UI for adding bookmarks; and

New window icon **822** that when activated (e.g., by a finger tap on the icon) initiates display of a UI for adding new windows to the browser (e.g., UI **800D**, FIG. 8D).

In some embodiments, in response to a predefined gesture by the user on a block **814** (e.g., a single tap gesture or a double tap gesture), the portable device initiates a predefined mode of the browser application that, e.g., causes the block to be enlarged and centered (or substantially centered) in the web page display. For example, in response to a single tap gesture **823** on block **814-5**, block **814-5** may be enlarged and centered in the display, as shown in UI **800B**, FIG. 8B.

In some embodiments, the width of the user-selected block is scaled to fill the touch screen display. In some embodiments, the width of the block is scaled to fill the touch screen display with a predefined amount of padding along the sides of the display. In some embodiments, a zooming animation of the block is displayed during enlargement of the block. Similarly, in response to a single tap gesture **825** on block **814-2**, block **814-2** may be enlarged with a zooming animation and two-dimensionally scrolled to the center of the display (not shown).

In some embodiments, the device analyzes the render tree of the web page **812** to determine the blocks **814** in the web

15

page. In some embodiments, a block **814** corresponds to a render node that is: a replaced inline, a block, an inline block, or an inline table.

In some embodiments, in response to the same predefined gesture by the user on a block **814** (e.g., a single tap gesture or a double tap gesture) that is already enlarged and centered, the enlargement and/or centering is substantially or completely reversed. As shown in the UI **800B** (FIG. **8B**), in response to a single tap gesture **829** on block **814-5**, the web page image may zoom out and return to UI **800A**, FIG. **8A**.

In some embodiments, in response to a predefined gesture (e.g., a single tap gesture or a double tap gesture) by the user on a block **814** that is already enlarged but not centered, the block is centered (or substantially centered) in the web page display. For example, in response to a single tap gesture **827** on block **814-4**, block **814-4** may be centered (or substantially centered) in the web page display. Similarly, in response to a single tap gesture **835** on block **814-6**, block **814-6** may be centered (or substantially centered) in the web page display. Thus, for a web page display that is already enlarged, in response to a predefined gesture, the device may display in an intuitive manner a series of blocks that the user wants to view. This same gesture may initiate different actions in different contexts (e.g., (1) zooming and/or enlarging a block in combination with scrolling when the block is displayed in reduced size, and (2) reversing the enlargement and/or centering if the block is already centered and enlarged).

In some embodiments, in response to a substantially vertical upward (or downward) swipe gesture **828** by the user, the web page (or, more generally, an electronic document) may scroll one-dimensionally upward (or downward) in the vertical direction.

In some embodiments, in response to a multi-touch **841** and **843** rotation gesture by the user, the web page may be rotated from portrait viewing (UI **800B**, FIG. **8B**) to landscape viewing (UI **800C**, FIG. **8C**), even if the amount of rotation in the multi-touch **841** and **843** rotation gesture is substantially different from 90°. Similarly, in response to a multi-touch **845** and **847** rotation gesture by the user, the web page may be rotated back from landscape viewing to portrait viewing, even if the amount of rotation in the multi-touch **845** and **847** rotation gesture is substantially different from 90°.

In some embodiments, multi-touch **841** and **843** rotation is performed by a user performing two substantially simultaneous finger contact rotations on or near the touch screen **112** within the display area occupied by the web page (e.g., on block **814-5**).

Thus, in response to imprecise gestures by the user, precise movements of graphics occur. The device behaves in the manner desired by the user despite inaccurate input by the user. Note that the gestures described above for UI **800B**, which has a portrait view, are also applicable to UIs with a landscape view (e.g., UI **800C**) so that the user can choose whichever view the user prefers for web browsing.

FIG. **8D** depicts a UI **800D** for adding new windows to an application, such as the browser **147**. For example, in response to a user finger tap **848** on the New Window icon **822**, UI **800D** displays an application (e.g., the browser **147**) in a predefined mode, which includes a displayed window (e.g., web page **812-2**) and at least one partially hidden window (e.g., web pages **812-1** and **812-3** and possibly other web pages that are completely hidden off-screen). UI **800D** also displays an icon for adding windows to the application (e.g., new window or new page icon **836**). Upon detecting activation of the icon **836** for adding windows, the browser adds a window to the application (e.g., a new window for a new web page **812**).

16

Upon detecting a gesture on the touch screen display, a displayed window in the application is moved off the display and a hidden window is moved onto the display. For example, in response to detecting a tap gesture **849** on the left side of the screen, the window with web page **812-2** moves partially off-screen to the right to occupy the position left by the window with web page **812-3**, which may move completely off-screen. Meanwhile, the partially hidden window with web page **812-1** moves to the center of the display, and another completely hidden window with a web page (not shown) may move partially onto the display. Alternatively, a left-to-right swipe gesture **851** on the touch screen may achieve the same effect.

Conversely, in response to detecting a tap gesture **853** on the right side of the screen, the window with web page **812-2** moves partially to the left and pushes the window with web page **812-1** off the display. Meanwhile, the partially hidden window with web page **812-3** moves to the center of the display, and another completely hidden window with a web page (not shown) may move partially onto the display. Alternatively, a right-to-left swipe gesture **851** may achieve the same effect.

In some embodiments, the tap gestures **849** or **853** may or may not be performed on (or within) the corresponding windows **812-1** or **812-3**. The portable device operates in the same manner mentioned above as long as the tap gestures are within a predefined range from the corresponding windows.

In some embodiments, in response to a tap or other predefined gesture on a delete icon **834**, the corresponding window **812** is deleted. In some embodiments, after the user-selected window is deleted from the display, a neighboring window moves in from the left or right to occupy the spot used to be occupied by the deleted window. In some embodiments, in response to a tap or other predefined gesture on Done icon **838**, the window in the center of the display (e.g., **812-2**) is enlarged to fill the screen. The operations described above in connection with UI **800D**, which has a landscape view, are also applicable to UIs with a landscape view (e.g., UI **800A**) so that the user can choose whichever view the user prefers for web browsing.

A comparison between the image management application (e.g., UI **700**, FIG. **7**) and the browser application (e.g., UI **800D**, FIG. **8D**) indicates that both applications have the feature of performing the same set of operations in response to different types of user gestures. FIG. **9** is a generalized flowchart illustrating a process for performing a predefined operation upon detecting multiple types of user gestures on the portable electronic device's touch screen in accordance with some embodiments.

Upon a user selection of an icon in an application UI, the device displays a set of objects associated with the application on its touch screen (**902**). Depending on the application, the set of objects may be a set of thumbnail images (UI **600**, FIG. **6**), browsing windows, web page blocks, or the like.

Upon detecting a user selection of one of the objects (**904**), the device displays a specific, user-selected object (e.g., an enlarged image) on the touch screen (**906**) and then starts monitoring user gestures on the touch screen (**908**).

If the user gesture is a horizontal/vertical finger swipe on the touch screen (**910**), a finger tap on an edge of the touch screen (**912**), or a finger tap on the previous/next object icon (**914**), the device identifies in the set the previous or next object that is chosen by the user (**916**) and displays the previous or next object on the touch screen in replacement of the current object on the display (**918**, **920**).

The foregoing description, for purpose of explanation, has been described with reference to specific embodiments. How-

17

ever, the illustrative discussions above are not intended to be exhaustive or to limit the invention to the precise forms disclosed. Many modifications and variations are possible in view of the above teachings. The embodiments were chosen and described in order to best explain the principles of the invention and its practical applications, to thereby enable others skilled in the art to best utilize the invention and various embodiments with various modifications as are suited to the particular use contemplated.

What is claimed is:

1. A method, comprising:

at a portable electronic device with a touch screen display:
displaying a browser application; and

when the browser application is displaying a first web page in a set of web pages, wherein a respective web page has its own associated URL address for accessing the respective web page:

upon detecting a tap gesture on the right side of the touch screen display, replacing display of the first web page with display of a second web page in the set of web pages and moving the first web page to a predefined location partially off-screen, wherein the second web page is distinct from the first web page;

upon detecting a substantially right-to-left swipe gesture on the touch screen display, replacing display of the first web page with display of a second web page in the set of web pages and moving the first web page to a predefined location partially off-screen;

upon detecting a tap gesture on the left side of the touch screen display, replacing display of the first web page with display of a third web page in the set of web pages and moving the first web page to a predefined location partially off-screen, wherein the third web page is distinct from the first web page and the second web page; and

upon detecting a substantially left-to-right swipe gesture on the touch screen display, replacing display of the first web page with display of a third web page in the set of web pages and moving the first web page to a predefined location partially off-screen.

2. The method of claim 1, including:

displaying a photo management application; and
when the photo management application is displaying a first digital photo in a set of digital photos:

replacing display of the first digital photo with display of a second digital photo in the set of digital photos upon detecting the tap gesture on the right side of the touch screen display, wherein the first digital photo is distinct from the second digital photo; and

replacing display of the first digital photo with display of the second digital photo in the set of digital photos upon detecting the substantially right-to-left swipe gesture on the touch screen display;

replacing display of the first digital photo with display of a third digital photo in the set of digital photos upon detecting the tap gesture on the left side of the touch screen display, wherein the third digital photo is distinct from the first digital photo and the second digital photo; and

replacing display of the first digital photo with display of the third digital photo in the set of digital photos upon detecting the substantially left-to-right swipe gesture on the touch screen display.

18

3. The method of claim 2, including, while displaying the photo management application:

replacing display of the first digital photo with display of the second digital photo in the set of digital photos upon detecting a first other gesture on the touch screen display that is distinct from the tap gesture on the right side of the touch screen display and the substantially right-to-left swipe gesture on the touch screen display; and

replacing display of the first digital photo with display of the third digital photo in the set of digital photos upon detecting a second other gesture on the touch screen display that is distinct from the tap gesture on the left side of the touch screen display, the substantially left-to-right swipe gesture on the touch screen display and the first other gesture.

4. The method of claim 3, wherein the first other gesture is a tap gesture on a next icon.

5. The method of claim 3, wherein the second other gesture is a tap gesture on a previous icon.

6. The method of claim 1, wherein:

replacing display of the first web page with display of the second web page in the set of web pages upon detecting a substantially right-to-left swipe gesture on the touch screen display includes moving the first web page and the second web page right-to-left on the touch screen display; and

replacing display of the first web page with display of the third web page in the set of web pages upon detecting a substantially left-to-right swipe gesture on the touch screen display includes moving the first web page and the third web page left-to-right on the touch screen display.

7. The method of claim 1, wherein when the browser application is displaying the first web page in the set of web pages, the browser application is concurrently displaying at least one of the second web page and the third web page partially off-screen.

8. The method of claim 1, wherein when the browser application is displaying the first web page in the set of web pages, the browser application is concurrently displaying the second web page adjacent to the first web page and the third web page adjacent to the first web page.

9. A portable electronic device, comprising:

a touch screen display;
one or more processors;
memory; and

one or more programs, wherein the one or more programs are stored in the memory and configured to be executed by the one or more processors, the programs including instructions for:

displaying a browser application; and

when the browser application is displaying a first web page in a set of web pages, wherein a respective web page has its own associated URL address for accessing the respective web page:

upon detecting a tap gesture on the right side of the touch screen display, replacing display of the first web page with display of a second web page in the set of web pages and moving the first web page to a predefined location partially off-screen, wherein the second web page is distinct from the first web page;

upon detecting a substantially right-to-left swipe gesture on the touch screen display, replacing display of the first web page with display of a second web

19

page in the set of web pages and moving the first web page to a predefined location partially off-screen;

upon detecting a tap gesture on the left side of the touch screen display, replacing display of the first web page with display of a third web page in the set of web pages and moving the first web page to a predefined location partially off-screen, wherein the third web page is distinct from the first web page and the second web page; and

upon detecting a substantially left-to-right swipe gesture on the touch screen display, replacing display of the first web page with display of a third web page in the set of web pages and moving the first web page to a predefined location partially off-screen.

10. The portable electronic device of claim 9, including instructions for:

displaying a photo management application; and

when the photo management application is displaying a first digital photo in a set of digital photos:

replacing display of the first digital photo with display of a second digital photo in the set of digital photos upon detecting the tap gesture on the right side of the touch screen display, wherein the first digital photo is distinct from the second digital photo; and

replacing display of the first digital photo with display of the second digital photo in the set of digital photos upon detecting the substantially right-to-left swipe gesture on the touch screen display;

replacing display of the first digital photo with display of a third digital photo in the set of digital photos upon detecting the tap gesture on the left side of the touch screen display, wherein the third digital photo is distinct from the first digital photo and the second digital photo; and

replacing display of the first digital photo with display of the third digital photo in the set of digital photos upon detecting the substantially left-to-right swipe gesture on the touch screen display.

11. The portable electronic device of claim 10, including instructions for, while displaying the photo management application:

replacing display of the first digital photo with display of the second digital photo in the set of digital photos upon detecting a first other gesture on the touch screen display that is distinct from the tap gesture on the right side of the touch screen display and the substantially right-to-left swipe gesture on the touch screen display; and

replacing display of the first digital photo with display of the third digital photo in the set of digital photos upon detecting a second other gesture on the touch screen display that is distinct from the tap gesture on the left side of the touch screen display, the substantially left-to-right swipe gesture on the touch screen display and the first other gesture.

12. The portable electronic device of claim 11, wherein the first other gesture is a tap gesture on a next icon.

13. The portable electronic device of claim 11, wherein the second other gesture is a tap gesture on a previous icon.

14. The device of claim 9, wherein:

replacing display of the first web page with display of the second web page in the set of web pages upon detecting a substantially right-to-left swipe gesture on the touch screen display includes moving the first web page and the second web page right-to-left on the touch screen display; and

20

replacing display of the first web page with display of the third web page in the set of web pages upon detecting a substantially left-to-right swipe gesture on the touch screen display includes moving the first web page and the third web page left-to-right on the touch screen display.

15. The portable electronic device of claim 9, wherein when the browser application is displaying the first web page in the set of web pages, the browser application is concurrently displaying at least one of the second web page and the third web page partially off-screen.

16. The portable electronic device of claim 9, wherein when the browser application is displaying the first web page in the set of web pages, the browser application is concurrently displaying the second web page adjacent to the first web page and the third web page adjacent to the first web page.

17. A non-transitory computer readable storage medium storing one or more programs comprising instructions, which when executed by a portable electronic device with a touch screen display, cause the device to:

display a browser application; and

when the browser application is displaying a first web page in a set of web pages, wherein a respective web page has its own associated URL address for accessing the respective web page:

upon detecting a tap gesture on the right side of the touch screen display, replace display of the first web page with display of a second web page in the set of web pages and move the first web page to a predefined location partially off-screen, wherein the second web page is distinct from the first web page;

upon detecting a substantially right-to-left swipe gesture on the touch screen display, replace display of the first web page with display of the second web page in the set of web pages and move the first web page to a predefined location partially off-screen;

upon detecting a tap gesture on the left side of the touch screen display, replace display of the first web page with display of a third web page in the set of web pages and move the first web page to a predefined location partially off-screen, wherein the third web page is distinct from the first web page and the second web page; and

upon detecting a substantially left-to-right swipe gesture on the touch screen display, replace display of the first web page with display of the third web page in the set of web pages and move the first web page to a predefined location partially off-screen.

18. The non-transitory computer readable storage medium of claim 17, including instructions, which when executed by a portable electronic device with a touch screen display, cause the device to:

display a photo management application; and

when the photo management application is displaying a first digital photo in a set of digital photos:

replace display of the first digital photo with display of a second digital photo in the set of digital photos upon detecting the tap gesture on the right side of the touch screen display, wherein the first digital photo is distinct from the second digital photo; and

replace display of the first digital photo with display of the second digital photo in the set of digital photos upon detecting the substantially right-to-left swipe gesture on the touch screen display;

replace display of the first digital photo with display of a third digital photo in the set of digital photos upon

21

detecting the tap gesture on the left side of the touch screen display, wherein the third digital photo is distinct from the first digital photo and the second digital photo; and

replace display of the first digital photo with display of the third digital photo in the set of digital photos upon detecting the substantially left-to-right swipe gesture on the touch screen display.

19. The non-transitory computer readable storage medium of claim 18, including instructions, which when executed by a portable electronic device with a touch screen display, cause the device to, while displaying the photo management application:

replace display of the first digital photo with display of the second digital photo in the set of digital photos upon detecting a first other gesture on the touch screen display that is distinct from the tap gesture on the right side of the touch screen display and the substantially right-to-left swipe gesture on the touch screen display; and

replace display of the first digital photo with display of the third digital photo in the set of digital photos upon detecting a second other gesture on the touch screen display that is distinct from the tap gesture on the left side of the touch screen display, the substantially left-to-right swipe gesture on the touch screen display and the first other gesture.

20. The non-transitory computer readable storage medium of claim 19, wherein the first other gesture is a tap gesture on a next icon.

22

21. The non-transitory computer readable storage medium of claim 19, wherein the second other gesture is a tap gesture on a previous icon.

22. The non-transitory computer readable storage medium of claim 17, wherein:

replacing display of the first web page with display of the second web page in the set of web pages upon detecting a substantially right-to-left swipe gesture on the touch screen display includes moving the first web page and the second web page right-to-left on the touch screen display; and

replacing display of the first web page with display of the third web page in the set of web pages upon detecting a substantially left-to-right swipe gesture on the touch screen display includes moving the first web page and the third web page left-to-right on the touch screen display.

23. The non-transitory computer readable storage medium of claim 17, wherein when the browser application is displaying the first web page in the set of web pages, the browser application is concurrently displaying at least one of the second web page and the third web page partially off-screen.

24. The non-transitory computer readable storage medium of claim 17, wherein when the browser application is displaying the first web page in the set of web pages, the browser application is concurrently displaying the second web page adjacent to the first web page and the third web page adjacent to the first web page.

* * * * *