




330779 Sigma-Aldrich

Mineral oil

light

CAS Number [8042-47-5](#) | EC Number [232-455-8](#) | MDL number [MFCD00131611](#)



[SDS](#) [Specification Sheet \(PDF\)](#)


[Similar Products](#)

SKU-Pack Size	Availability	Pack Size	Price (USD)	Quantity
330779-1L	✓ Available to ship on 10/21/19 - FROM 1 L	37.40	<input type="text" value="0"/>	★ i


[Bulk orders?](#)

[ADD TO CART](#)


Product Recommendations




330760
Mineral oil
heavy




M5904
Mineral oil
for molecular biology, BioReagent,
light oil



M8691
Mineral oil
Heavy



PX0045
Mineral Oil



M8410
Mineral oil
light oil (neat), BioReagent, suitable
for mouse embryo cell culture

Properties

form	viscous liquid
color	white
refractive index	$n_{20/D}$ 1.467 (lit.)
density	0.838 g/mL at 25 °C

Description

General description
Mineral oil is made up of saturated and aromatic hydrocarbons.^[1] It is mainly found in hair oil formulations^[2] and liquid emollients used in cosmetics.^[3]

Packaging
1 L in poly bottle

Safety Information

Personal Protective Equipment	Eyeshields , Gloves
RIDADR	NONH for all modes of transport

Documents

Certificate of Analysis	Certificate of Origin
<input type="text" value="Enter Lot No."/> ➤	<input type="text" value="Enter Lot No."/> ➤




WGK Germany	1
RTECS	PY8047000
Flash Point(F)	>233.6 °F
Flash Point(C)	>112 °C

[Bulk Quote-Order Product](#)[SDS](#)[Specification Sheet](#)

Customers Also Viewed

 <p>1443952 Mineral oil United States Pharmacopeia (USP) Reference Standard</p>	 <p>76731 Density Standard 870 kg/m3 H&D Fitzgerald Ltd. Quality</p>	 <p>18512 Paraffin oil puriss., meets analytical specification of Ph. Eur., BP, viscous liquid</p>	 <p>PX0047 Paraffin Oil</p>	 <p>ES005 EmbryoMax Filtered Light Mineral Oil</p>
--	---	---	---	---

Recently Viewed

 <p>M8265 Molecular Cloning: A Laboratory Manual, 3rd ed., Vols 1,2 and 3 J.F. Sambrook and D.W. Russell, ed., Cold Spring Harbor Laboratory Press, 2001, 2100</p>	 <p>P7186 PCR: A Practical Approach</p>	 <p>Z718874 PCR Primer: A Laboratory Manual, Second Edition</p>	 <p>B2931 Bioinformatics: A Practical Guide to the Analysis of Genes and Proteins, 2nd ed.</p>	 <p>Z718564 Molecular Cloning: A Laboratory Manual Third Edition</p>
---	--	--	---	---

Protocols & Articles

Peer-Reviewed Papers

Did you use this product in your Paper? If so click here.

Aromatic hydrocarbons of mineral oil origin in foods: a method for determining the total concentration and first results Biedermann M, et al. Journal of Agricultural and Food Chemistry 57(19), 8711-8721, (2009)

Effect of mineral oil, sunflower oil, and coconut oil on prevention of hair damage Rele AS & Mohile RB. Journal of Cosmetic Science 54(2), 175-192, (2003)

Study of sensory properties of emollients used in cosmetics and their correlation with physicochemical properties Parente ME & Solana G International Journal of Cosmetic Science 27(6), 354-354, (2005)

[read abstract](#)

Probing the mechanical architecture of the vertebrate meiotic spindle.

Takeshi Itabashi et. al

Nature methods, 6(2), undefined (2009-1-20)

Accurate chromosome segregation during meiosis depends on the assembly of a microtubule-based spindle of proper shape and size. Current models for spindle-size control focus on reaction diffusion-based chemical regulation and balance in activities of...[Read More](#)

[read abstract](#)

A general odorant background affects the coding of pheromone stimulus intermittency in specialist olfactory receptor neurones.

Angela Rouyar et. al

PloS one, 6(10), undefined (2011-10-27)

In nature the aerial trace of pheromone used by male moths to find a female appears as a train of discontinuous pulses separated by gaps among a complex odorant background constituted of plant volatiles. We investigated the effect of such background ...[Read More](#)

[read abstract](#)

gammaCOP is required for apical protein secretion and epithelial morphogenesis in Drosophila melanogaster.

Nicole C Grieder et. al

PloS one, 3(9), undefined (2008-9-20)

There is increasing evidence that tissue-specific modifications of basic cellular functions play an important role in development and disease. To identify the functions of COP1 coatomer-mediated membrane trafficking in Drosophila development, we were...[Read More](#)

[read abstract](#)

Susceptibility of in vitro produced hatched bovine blastocysts to infection with bluetongue virus serotype 8.

Leen Vandaele et. al

Veterinary research, 42, undefined (2011-2-15)

Bluetongue virus serotype 8 (BTV-8), which caused an epidemic in ruminants in central Western Europe in 2006 and 2007, seems to differ from other bluetongue serotypes in that it can spread transplacentally and has been associated with an increased in...[Read More](#)

[read abstract](#)

[Diverse two-dimensional input functions control bacterial sugar genes.](#)

Shai Kaplan et. al

Molecular cell, 29(6), undefined (2008-4-1)

Cells respond to signals by regulating gene expression. The relation between the level of input signals and the transcription rate of the gene is called the gene's input function. Because most genes are regulated by more than one signal, the input fu...[Read More](#)

[read abstract](#)

[Generation of healthy mice from gene-corrected disease-specific induced pluripotent stem cells.](#)

Guangming Wu et. al

PLoS biology, 9(7), undefined (2011-7-19)

Using the murine model of tyrosinemia type 1 (fumarylacetoacetate hydrolase [FAH] deficiency; FAH^{-/-} mice) as a paradigm for orphan disorders, such as hereditary metabolic liver diseases, we evaluated fibroblast-derived FAH^{-/-}-induced pluripotent ste...[Read More](#)

[read abstract](#)

[Emilin1 deficiency causes structural and functional defects of lymphatic vasculature.](#)

Carla Danussi et. al

Molecular and cellular biology, 28(12), undefined (2008-4-16)

Lymphatic-vasculature function critically depends on extracellular matrix (ECM) and on its connections with lymphatic endothelial cells (LECs). However, the composition and the architecture of ECM have not been fully taken into consideration in study...[Read More](#)

[read abstract](#)

[Extracting Cell Stiffness from Real-Time Deformability Cytometry: Theory and Experiment.](#)

Alexander Mietke et. al

Biophysical journal, 109(10), undefined (2015-11-21)

Cell stiffness is a sensitive indicator of physiological and pathological changes in cells, with many potential applications in biology and medicine. A new method, real-time deformability cytometry, probes cell stiffness at high throughput by exposin...[Read More](#)

[read abstract](#)

[In vivo growth of Pseudomonas aeruginosa strains PAO1 and PA14 and the hypervirulent strain LESB58 in a rat model of chronic lung infection.](#)

Irena Kukavica-Ibrulj et. al

Journal of bacteriology, 190(8), undefined (2007-12-18)

Pseudomonas aeruginosa chronic lung infections are the major cause of morbidity and mortality in cystic fibrosis (CF) patients. The P. aeruginosa strains PAO1 and PA14 were compared with the Liverpool epidemic strain LESB58 to assess in vivo growth, ...[Read More](#)

[read abstract](#)

[Faster fertilization rate in conspecific versus heterospecific matings in house mice.](#)

Matthew D Dean and Michael W Nachman

Evolution; international journal of organic evolution, 63(1), undefined (2008-8-30)

Barriers to gene flow can arise at any stage in the reproductive sequence. Most studies of reproductive isolation focus on premating or postzygotic phenotypes, leaving the importance of differences in fertilization rate overlooked. Two closely relate...[Read More](#)

[read abstract](#)

[Adenosine induces growth-cone turning of sensory neurons.](#)

Benjamin Grau et. al

Purinergic signalling, 4(4), undefined (2008-9-9)

The formation of appropriate connections between neurons and their specific targets is an essential step during development and repair of the nervous system. Growth cones are located at the leading edges of the growing neurites and respond to environ...[Read More](#)

[read abstract](#)

[Abnormal fluid homeostasis in apelin receptor knockout mice.](#)

Emma M Roberts et. al

The Journal of endocrinology, 202(3), undefined (2009-7-7)

The apelinergic system, comprised of apelin and its G protein-coupled receptor (APJ; APLNR as given in MGI Database), is expressed within key regions of the central nervous system associated with arginine vasopressin (AVP) synthesis and release as we...[Read More](#)

[Show more references \(9 remain\)](#)

Related Products

