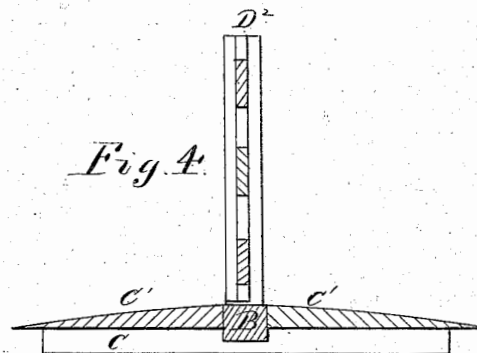
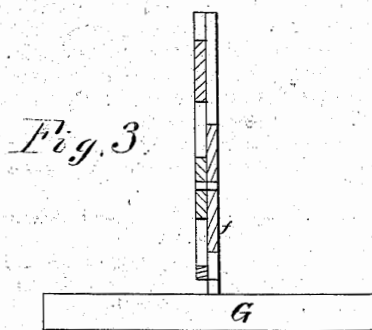
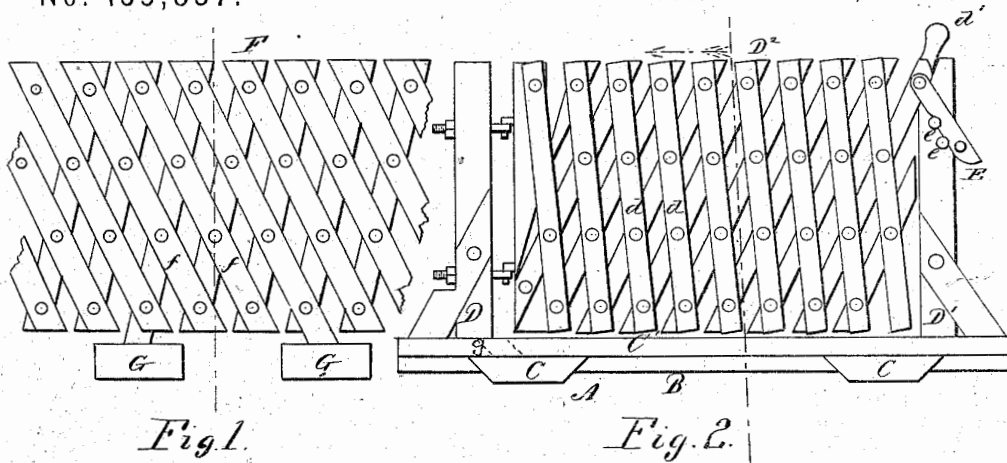


A. W. OVERHOLSER.
Portable Extension Fences.

No. 135,837.

Patented Feb. 11, 1873.



Witnesses:
E. A. Bates.
Phil. C. Measi.

Inventor
A. W. Overholser,
Chipman Fosmire & Co.
Attorneys.

AM. PHOTO-LITHOGRAPHIC CO. N.Y. (OSBORNES' PROCESS)

UNITED STATES PATENT OFFICE.

ADAM W. OVERHOLSER, OF DUCHOYQUET TOWNSHIP, AUGLAIZE COUNTY,
OHIO.

IMPROVEMENT IN PORTABLE EXTENSION FENCES.

Specification forming part of Letters Patent No. **135,837**, dated February 11, 1873.

To all whom it may concern:

Be it known that I, ADAM W. OVERHOLSER, of Duchoyquet township, in the county of Auglaize and State of Ohio, have invented a new and valuable Improvement in Gate and Fencing; and I do hereby declare that the following is a full, clear, and exact description of the construction and operation of the same, reference being had to the annexed drawing making a part of this specification, and to the letters and figures of reference marked thereon.

Figure 1 of the drawing is a side view of my fence. Fig. 2 is a side view of my gate. Fig. 3 is a transverse section of my fence. Fig. 4 is a transverse section of my gate.

This invention has relation to portable extension fencing; and it consists in the construction and novel arrangement of its bases, whereby it is rendered portable, and the fencing adapted to irregular surfaces; also, in the method of connecting the fence to the base or sill of the gate; all substantially as hereinafter more fully described.

Referring to the drawing, A designates the sill or base of the gate, composed of the longitudinal center beam B having dovetail notches or gains in its under side, the beveled transverse beams C fitting said gains, and the sloping threshold-boards C' resting on and secured to said transverse beams. The beam B being partially, and the beams C entirely, below the under surfaces of the threshold-boards, are allowed to rest in channels cut in the ground, so as to steady the gate. D D¹ designate the gate-posts secured rigidly to the center beam B. The gate D², composed of the oblique pivoted bars *d*, and therefore extensible, is hinged to the post D, and provided with a notched latch-bar, E, which engages with catches *e* on either side of the post D¹. The gate may be swung to either side, and, to

allow persons to pass, may be pushed back or contracted. To allow vehicles to pass, the gate is swung on its hinges. For convenience in lengthening or shortening the gate, one of the bars *d* is extended so as to provide a handle, *d'*. The gate may be unhinged for transportation. For the same purpose the entire sill or base may be taken from the ground. F designates a section of fencing, which is similar in construction to the gate, being composed of the oblique levers *f*, several of which are secured at their lower ends to transverse bars or blocks G, which move toward or from each other, according as the fence is expanded or contracted, and thus cause the fence to be supported at equal intervals. The movability of the supports G gives the fence portability, and adapts it to irregular surfaces and hilly ground. The oblique bar of the fence projecting toward and nearest the base of the gate is made longer than the rest, so as to enter a mortise, *g*, cut in one of the threshold-boards, and thus produce a connection between the fence and gate.

What I claim as my invention, and desire to secure by Letters Patent, is—

1. The improved extension fencing composed of the oblique pivoted bars *f* and the movable blocks G, substantially as and for the purpose specified.

2. The extension fencing composed of the oblique pivoted bars *f*, one of which is extended, in combination with the gate-base A having the notch *g*, substantially as specified.

In testimony that I claim the above I have hereunto subscribed my name in the presence of two witnesses.

ADAM W. OVERHOLSER.

Witnesses:

R. MEHOFFY,
JAMES A. COLBATH.