



US009407962B2

(12) **United States Patent**
Oostveen et al.

(10) **Patent No.:** **US 9,407,962 B2**

(45) **Date of Patent:** ***Aug. 2, 2016**

(54) **METHOD AND DEVICE FOR GENERATING AND DETECTING A FINGERPRINT FUNCTIONING AS A TRIGGER MARKER IN A MULTIMEDIA SIGNAL**

(71) Applicant: **Gracenote, Inc.**, Emeryville, CA (US)

(72) Inventors: **Job Cornelis Oostveen**, Haren (NL);
Warner Rudolph Theophile Ten Kate,
Eindhoven (NL); **Adrianus Johannes**
Maria Denissen, Eindhoven (NL);
David K. Roberts, Cheddar (GB)

(73) Assignee: **Gracenote, Inc.**, Emeryville, CA (US)

(*) Notice: Subject to any disclaimer, the term of this patent is extended or adjusted under 35 U.S.C. 154(b) by 0 days.

This patent is subject to a terminal disclaimer.

(21) Appl. No.: **14/659,044**

(22) Filed: **Mar. 16, 2015**

(65) **Prior Publication Data**

US 2015/0189380 A1 Jul. 2, 2015

Related U.S. Application Data

(63) Continuation of application No. 14/151,879, filed on Jan. 10, 2014, which is a continuation of application No. 13/220,267, filed on Aug. 29, 2011, now Pat. No. 8,660,267, which is a continuation of application No. 10/564,297, filed as application No. PCT/IB2004/051128 on Jul. 5, 2004, now Pat. No. 8,020,000.

(51) **Int. Cl.**
G06F 21/00 (2013.01)
H04L 29/06 (2006.01)

(Continued)

(52) **U.S. Cl.**
CPC **H04N 21/4586** (2013.01); **H04N 19/467**
(2014.11); **H04N 21/23109** (2013.01);

(Continued)

(58) **Field of Classification Search**

CPC H04N 21/4586; H04N 21/6587; H04N
21/4394; H04N 21/44008; H04N 19/467;
H04N 21/433; H04N 21/23418; H04N
21/23109; H04N 21/8126

See application file for complete search history.

(56) **References Cited**

U.S. PATENT DOCUMENTS

6,959,865 B2 11/2005 Walczyk et al.
7,185,201 B2 2/2007 Rhoads et al.

(Continued)

FOREIGN PATENT DOCUMENTS

EP 1054335 A2 11/2000
WO WO-0161508 A1 8/2001

(Continued)

OTHER PUBLICATIONS

"U.S. Appl. No. 10/564,297 Non-Final Office Action mailed Jul. 12, 2010", 11 pgs.

(Continued)

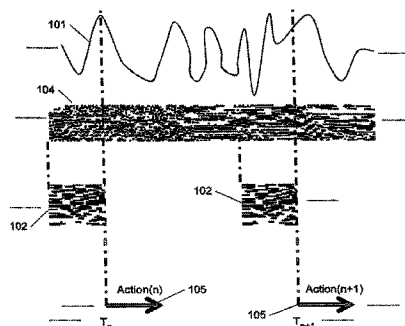
Primary Examiner — Lisa Lewis

(74) *Attorney, Agent, or Firm* — Schwegman, Lundberg & Woessner, P.A.

(57) **ABSTRACT**

A device is configured to perform a method that detects a trigger marker for an action corresponding to a segment of a multimedia signal. A fingerprint is generated based on the segment of the multimedia signal at a trigger time point. The generated fingerprint is stored in a database and communicated to the device. During playback of the multimedia signal, fingerprints of segments of the multimedia signal are generated and matched against fingerprints in the database. When a match is found, one or more associated actions for the segment are retrieved by the device. The trigger time point may be determined as a time point near or at the segment of the multimedia signal with the matched fingerprint. In this way, trigger markers for actions may be enabled without modifying the multimedia signal.

20 Claims, 3 Drawing Sheets



Samba Ex-1002

IPR2020-00216

Page 1 of 10

(51) **Int. Cl.**

H04N 21/458 (2011.01)
H04N 21/231 (2011.01)
H04N 21/234 (2011.01)
H04N 21/433 (2011.01)
H04N 21/81 (2011.01)
H04N 19/467 (2014.01)
H04N 21/439 (2011.01)
H04N 21/44 (2011.01)
H04N 21/6587 (2011.01)

(52) **U.S. Cl.**

CPC *H04N21/23418* (2013.01); *H04N 21/433*
 (2013.01); *H04N 21/4394* (2013.01); *H04N*
21/44008 (2013.01); *H04N 21/6587* (2013.01);
H04N 21/8126 (2013.01)

(56)

References Cited

U.S. PATENT DOCUMENTS

8,020,000	B2	9/2011	Oostveen et al.
8,660,267	B2	2/2014	Oostveen et al.
2002/0032864	A1	3/2002	Rhoads et al.
2002/0033844	A1	3/2002	Levy et al.
2002/0178410	A1	11/2002	Haitisma et al.
2003/0002638	A1	1/2003	Kaars
2003/0021441	A1	1/2003	Levy et al.
2004/0194130	A1	9/2004	Konig et al.
2005/0015802	A1	1/2005	Masson
2006/0277409	A1	12/2006	Galwas
2012/0016876	A1	1/2012	Oostveen et al.
2014/0130077	A1	5/2014	Oostveen et al.

FOREIGN PATENT DOCUMENTS

WO	WO-0161987	A2	8/2001
WO	WO-0171960	A1	9/2001
WO	WO-0208945	A1	1/2002
WO	WO-03043329	A2	5/2003
WO	WO-03096337	A2	11/2003
WO	WO-2005006758	A1	1/2005

OTHER PUBLICATIONS

"U.S. Appl. No. 10/564,297, Examiner Interview Summary Oct. 12, 2010", 4 pgs.
 "U.S. Appl. No. 10/564,297, Examiner Interview Summary mailed Oct. 12, 2010", 1 pg.
 "U.S. Appl. No. 10/564,297, Final Office Action mailed Dec. 22, 2010", 10 pgs.
 "U.S. Appl. No. 10/564,297, Final Office Action mailed Apr. 1, 2010", 13 pgs.
 "U.S. Appl. No. 10/564,297, Non Final Office Action mailed Oct. 26, 2009", 11 pgs.
 "U.S. Appl. No. 10/564,297, Notice of Allowance mailed May 13, 2011", 5 pgs.
 "U.S. Appl. No. 10/564,297, Preliminary Amendment filed Jan. 10, 2006", 4 pgs.
 "U.S. Appl. No. 10/564,297, Response filed Jun. 29, 2010 to Final Office Action mailed Apr. 1, 2010", 13 pgs.

"U.S. Appl. No. 10/564,297, Response filed Jan. 26, 2010 to Non Final Office Action mailed Oct. 26, 2009", 13 pgs.
 "U.S. Appl. No. 10/564,297, Response filed Oct. 12, 2010 to Non Final Office Action mailed Jul. 12, 2010", 14 pgs.
 "U.S. Appl. No. 10/564,297, Response filed Mar. 16, 2011 to Final Office Action mailed Dec. 22, 2010", 11 pgs.
 "U.S. Appl. No. 10/564,297, Response filed Aug. 10, 2009 to Restriction Requirement mailed Jul. 10, 2009", 4 pgs.
 "U.S. Appl. No. 10/564,297, Restriction Requirement mailed Jul. 10, 2009", 6 pgs.
 "U.S. Appl. No. 13/220,267, Non Final Office Action mailed Mar. 20, 2013", 12 pgs.
 "U.S. Appl. No. 13/220,267, Notice of Allowance mailed Oct. 11, 2013", 9 pgs.
 "U.S. Appl. No. 13/220,267, Preliminary Amendment filed Sep. 1, 2011", 11 pgs.
 "U.S. Appl. No. 13/220,267, Response filed Jun. 18, 2013 to Non Final Office Action mailed Mar. 20, 2013", 15 pgs.
 "U.S. Appl. No. 14/151,879, Final Office Action mailed Feb. 24, 2015", 5 pgs.
 "U.S. Appl. No. 14/151,879, Non Final Office Action mailed Oct. 10, 2014", 10 pgs.
 "U.S. Appl. No. 14/151,879, Notice of Allowance mailed Mar. 6, 2015", 8 pgs.
 "U.S. Appl. No. 14/151,879, Preliminary Amendment filed Sep. 3, 2014", 11 pgs.
 "U.S. Appl. No. 14/151,879, Response filed Jan. 12, 2015 to Non Final Office Action mailed Oct. 10, 2014", 18 pgs.
 "European Application Serial No. 04744496.3, Decision to Refuse mailed May 17, 2010", 2 pgs.
 "European Application Serial No. 04744496.3, Examination Report mailed Aug. 4, 2008", 4 pgs.
 "European Application Serial No. 04744496.3, Office Action mailed Mar. 9, 2006", 2 pgs.
 "European Application Serial No. 04744496.3, Office Action mailed Jun. 4, 2007", 1 pg.
 "European Application Serial No. 04744496.3, Office Action mailed Dec. 21, 2006", 2 pgs.
 "European Application Serial No. 04744496.3, Response filed Jan. 12, 2009 to Examination Report mailed Aug. 4, 2008", 16 pgs.
 "European Application Serial No. 04744496.3, Response filed Jul. 30, 2007 to Office Action mailed Dec. 21, 2006", 3 pgs.
 "International Application Serial No. PCT/IB2004/051128, International Preliminary Report on Patentability mailed Jan. 16, 2006", 7 pgs.
 "International Application Serial No. PCT/IB2004/051128, International Search Report mailed Nov. 10, 2004", 3 pgs.
 "International Application Serial No. PCT/IB2004/051128, Written Opinion mailed Nov. 10, 2004", 6 pgs.
 "Japanese Application Serial No. 2006-518477, Office Action mailed May 25, 2010", with English translation of claims, 5 pgs.
 Oostveen, J., et al., "Feature Extraction and a Database Strategy for Video Fingerprinting", Lecture Notes in Computer Science, 2314, (Mar. 11, 2002), 117-128.
 Ten Kate, W., "trigg&link—A New Dimension in Television Program Making", Lecture Notes in Computer Science 1997, Multimedia Applications, Services and Techniques—ECMAST '97, (1997), 51-65.
 Alattar, Adnan M., "Bridging Printed Media and the Internet via Digimarc's Watermarking Technology", 5 pgs.

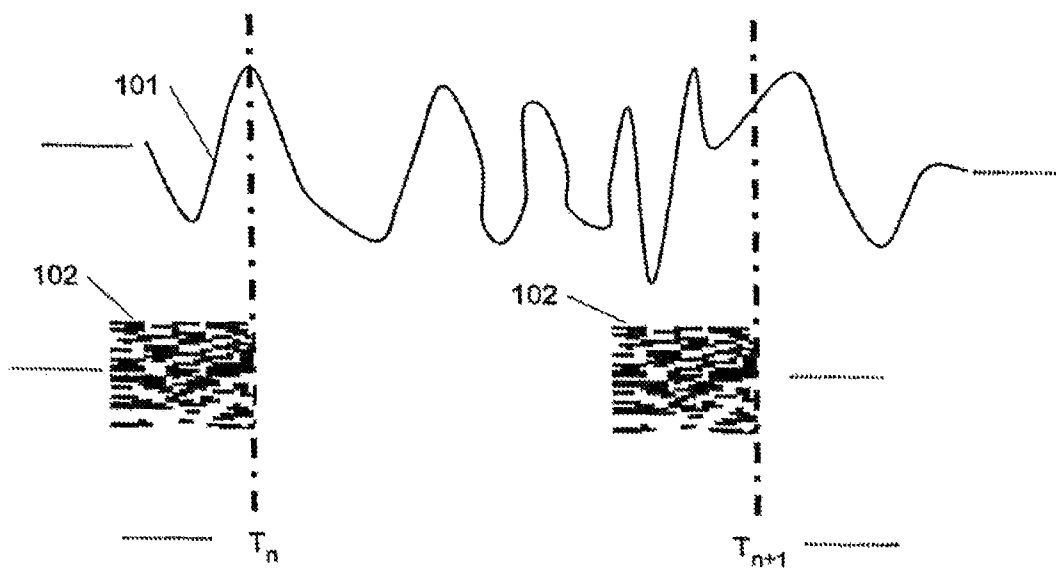


Figure 1a

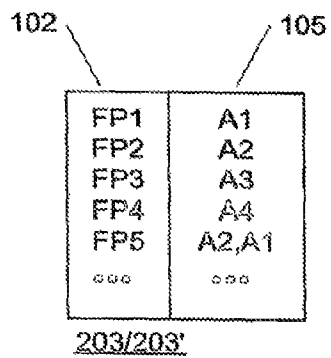


Figure 4

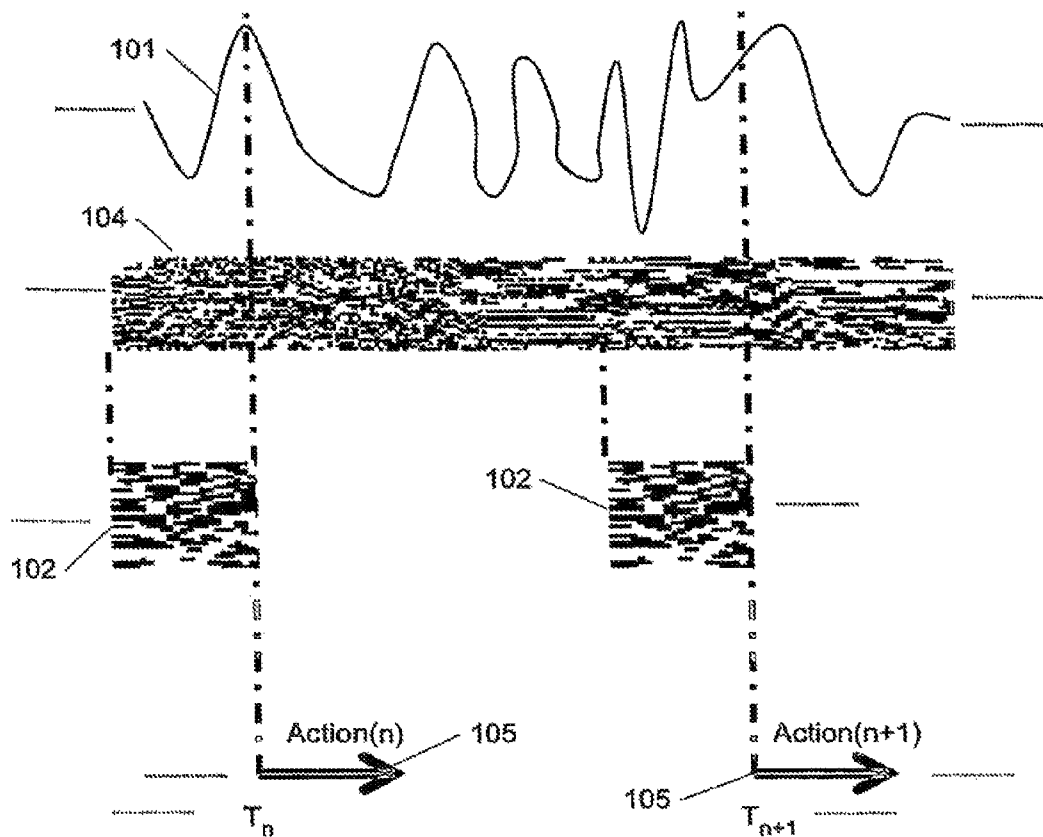


Figure 1b

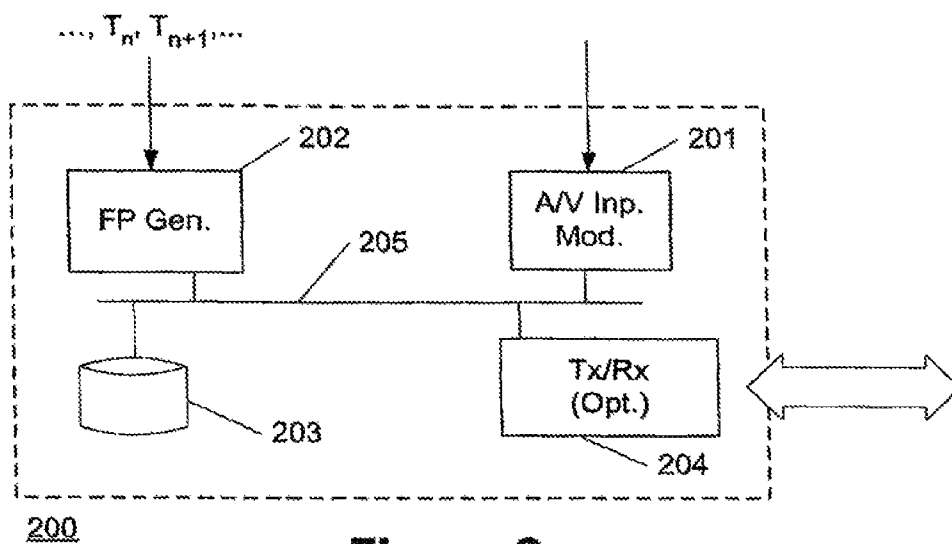


Figure 2

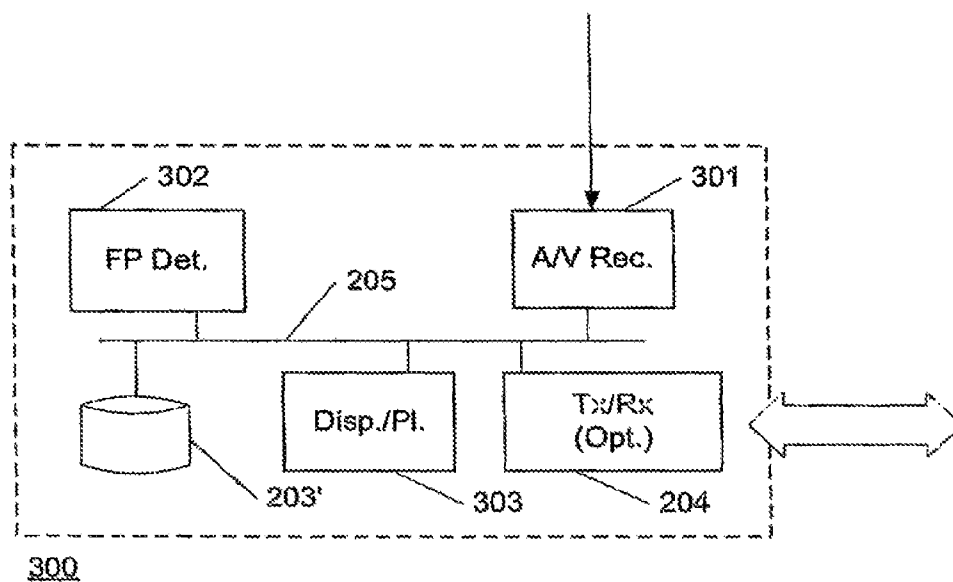


Figure 3

METHOD AND DEVICE FOR GENERATING AND DETECTING A FINGERPRINT FUNCTIONING AS A TRIGGER MARKER IN A MULTIMEDIA SIGNAL

This application is a Continuation of U.S. patent application Ser. No. 14/151,879, filed Jan. 10, 2014, which is a Continuation of U.S. patent application Ser. No. 13/220,267, filed Aug. 29, 2011 and issued on Feb. 25, 2014 as U.S. Pat. No. 8,660,267, which is a Continuation of U.S. patent application Ser. No. 10/564,297, filed Jan. 10, 2006 and issued on Sep. 13, 2011 as U.S. Pat. No. 8,020,000, which is a U.S. National Stage Filing from International Patent Application Serial No. PCT/IB2004/051128, filed Jul. 5, 2004, and published on Jan. 20, 2005 as WO 2005/006758, which claims priority to EP Application No. 03102116.5, filed Jul. 11, 2003, which applications are incorporated by reference herein in their entirety.

The invention relates to a method, and a corresponding device, of detecting trigger instants/information in a multimedia signal. The invention also relates to a method, and a corresponding device, of associating trigger information with a multimedia signal. Further, the invention relates to a computer readable medium having stored thereon instructions for causing one or more processing units to execute the method according to the invention.

A current trend is to enhance passive television viewing and/or music listening on a given playback device by creating more interactive programs and/or listening experiences or by "connecting" external actions to a piece of video and/or audio content. As one simple example, a commercial can be enhanced by embedding a URL to a web site with further information, where the URL can be extracted and retrieved by the playback device. In order to facilitate such a function it is necessary to enable a reliable detection of time points in a television program, a movie, a music piece, etc. where such additional information is relevant.

Examples of situations where such additional information is useful or interesting in connection with a broadcast program are:

trigg&link: (see e.g. W. ten Kate et. al. "trigg&link—A new dimension in television program making", Lecture Notes in computer Science, vol. 1242, pp 51-65, Springer, 1997) trigg&link allows interactivity in television programs. In addition to the normal program, additional information concerning specific segments of the program is available to the viewer through a different distribution channel. At the start of a given segment that is associated with an enhancement (additional information) an icon is displayed, alerting the viewer that additional information may be viewed on his TV. For instance, at the appearance of an actor in a movie, some biographic data of the actor may be made available. In the user terminal (e.g. a set top box, etc.) the icons are overlayed on the video at the relevant time instants, thereby requiring these instants to have been indicated in the video stream.

Local Insertion: During a national broadcast, specific parts of the program may be replaced by a regional program in some regions. For instance, some advertisements may be replaced by advertisements for local shops, or, in a news show some regions may have their local weather forecast rather than the national one. The national program producer can indicate which segments are suitable for such local insertion. At the local redistribution site (e.g. at the cable head-end), the indicated segments may be replaced by local content.

In both of the above situations, it is necessary to mark or associate specific time instants in the video stream at which additional information should be available. At these time instants the receiver should be triggered to perform or provide some kind of action. This may be done by such mechanisms as DSM-CC in MPEG/DVB. However, this requires the broadcaster's cooperation to insert these triggers thereby making an enhancement service provider dependent on the broadcaster.

One previously known way of performing time marking in a video stream is e.g. using fields of the MPEG transport stream structure that can be used to hold the marking information.

Another previously known way is using a blanking interval. In analog distribution, the marking information can be embedded in the vertical blanking interval or in the inactive video lines.

Both of the above known ways need the cooperation of all actors in the broadcast chain to make sure that the marking information is not destroyed before the signal arrives at its destination. For instance, in case of the MPEG solution, a re-multiplexing operation could easily remove information that is written in the user data fields in the stream. Moreover, every decoding and successive re-encoding step would certainly not retain this information. In case of the use of the vertical blanking for carrying the trigger information, the situation is even more difficult, as actors in the broadcast chain might write other information at the same position (the vertical blanking is used for many things and there is no uniform agreement about the control over usage of the blanking interval). Also, standards converters (like PAL-NTSC) and other equipment in the broadcast chain may not retain all information in the vertical blanking interval.

Yet another way is using watermarking. A watermark may be embedded in the video frames at the relevant time instants. The Philips Watercast System is, among others, being sold for this purpose. A disadvantage of watermarking is the fact that it necessarily changes the video/audio.

It is an object of the invention to provide a method and corresponding device of relating one or more trigger actions with a multimedia signal and corresponding method and device for detecting one or more trigger actions in a multimedia signal that solves the above-mentioned problems. A further object is to provide this in a simple and efficient way. Another object is to enable simple, reliable and accurate localisation of a given part of a multimedia signal. A further object is to enable detection of trigger actions without modifying the multimedia signal.

This is achieved by a method (and corresponding device) of relating one or more trigger actions with a multimedia signal, the method comprising the steps of

providing at least one trigger time point and for each trigger time point providing at least one representation of least one associated trigger action, where each trigger time point indicates a time point of the multimedia signal for which the at least one associated trigger action is to be available during playback of the multimedia signal, and for each given trigger time point deriving a fingerprint on the basis of a segment of the multimedia signal, where the segment of the multimedia signal is unambiguously related with the given trigger time point, and by a method (and corresponding device) of detecting one or more trigger actions in a multimedia signal, the method comprising the steps of:

generating a fingerprint stream on the basis of the multimedia signal,

3

comparing a segment of the fingerprint stream with one or more fingerprints stored in a second database in order to determine if a match exists or not between the segment and a fingerprint in the second database, the second database further comprising for each stored fingerprint at least one representation of at least one associated action, and

if a match exists retrieving the at least one representation of the at least one associated action associated with the matching fingerprint.

In this way, a simple and efficient way of handling time markers in a multimedia signal for given actions is obtained. A fingerprint thereby serves as a trigger of a particular action, event, etc. associated with a particular point in time of the multimedia signal. Further, this is enabled without the multimedia signal needing to be modified. Additionally, the time marking detection is time independent as it is dependent on the specific content of the multimedia signal only thereby avoiding problems if a multimedia signal being a television program or the like is delayed.

A fingerprint of a multimedia object/content/signal is a representation of perceptual features of the object/content/signal part in question. Such fingerprints are sometimes also known as “(robust) hashes”. More specifically, a fingerprint of a piece of audio or video is an identifier which is computed over that piece of audio or video and which does not change even if the content involved is subsequently transcoded, filtered or otherwise modified.

Preferably, the derived fingerprint is an audio and/or video fingerprint. Alternatively, animations and/or streaming text, etc. is used as a source for creating a fingerprint.

Advantageous embodiments of the methods and devices according to the present invention are defined in the sub-claims.

Further, the invention also relates to a computer readable medium having stored thereon instructions for causing one or more processing units to execute the method according to the present invention.

FIG. 1a schematically illustrates generation of fingerprint(s) used as trigger marker(s) according to the present invention.

FIG. 1b schematically illustrates detection and use of fingerprint(s) as trigger marker(s) according to the present invention.

FIG. 2 illustrates a schematic block diagram of a fingerprint generation device according to the present invention;

FIG. 3 illustrates a schematic block diagram of a playback device detecting and using fingerprints according to the present invention;

FIG. 4 illustrates one example of tables/records according to the present invention.

FIG. 1a schematically illustrates generation of fingerprint(s) used as trigger marker(s) according to the present invention.

Shown is a digital or analog multimedia signal (101) comprising video and/or audio information/content, where one or more ‘trigger’ actions (forth denoted actions) is to be associated/related with the multimedia signal (101) at certain given ‘trigger’ time points (forth denoted time points). The one or more actions associated with each time point is to be available, i.e. triggered, at that given particular time point (T_n ; T_{n+1}) during playback on a playback device. The notation ‘(T_n ; T_{n+1})’ for a given time point signifies that the time point may be either the shown time point T_n or the shown time point T_{n+1} or in general any suitable (not shown) time point of the signal (101). The associated actions of multiple time points may be the same, different and/or a mix thereof.

4

The action(s) to be presented/triggered at a given time point may e.g. comprise retrieving and displaying additional information on a display (e.g. presenting biography data for an actor being shown by the multimedia signal, presenting a selectable URL to a web site containing additional information, etc.), retrieving and playing additional information via a speaker, playing another multimedia signal instead of said multimedia signal (101) for a predetermined or variable period of time (e.g. a local weather forecast, a local commercial, etc.) and/or the like. Other examples of action(s) are e.g. stopping/pausing, e.g. temporarily, display/play, executing other control commands, and/or preparing the system for user input(s), e.g. once the trigger action is executed the system waits (for some time) for a specific action of the user. If the trigger action was not executed, the user input will not have any influence. For example, in interactive games the user may only submit his answer after the trigger action has fired/been executed.

For each time point (T_n ; T_{n+1}) a fingerprint (102) is generated on the basis of a part, segment, etc. (forth denoted segment) of the multimedia signal (101), where the segment of the multimedia signal (101) is unambiguously related with the given time point (T_n ; T_{n+1}). Preferably, the segment of the multimedia signal (101) is unambiguously related with the given time point (T_n ; T_{n+1}) by letting the segment of the multimedia signal (101) ending substantially at the given time point (T_n ; T_{n+1}). In alternative embodiments, the segment of the multimedia signal (101) may start substantially at the given time point (T_n ; T_{n+1}), the segment of the multimedia signal (101) is starting or ending at a predetermined distance before or after the given trigger time point (T_n ; T_{n+1}), or the given time point (T_n ; T_{n+1}) may be at a predetermined time point between a start and an end of the segment of the multimedia signal (101).

The size of the fingerprints and/or the segments may both be of a predetermined fixed size or alternatively of a variable size.

One method for computing a robust fingerprint is described in European patent application 01200505.4, although of course any method for computing a robust fingerprint can be used.

European patent application 01200505.4 describes a method that generates robust fingerprints for multimedia content such as, for example, audio clips, where the audio clip is divided in successive (preferably overlapping) time intervals. For each time interval, the frequency spectrum is divided in bands. A robust property of each band (e.g. energy) is computed and represented by a respective fingerprint bit.

Multimedia content is thus represented by a fingerprint comprising a concatenation of binary values, one for each time interval. The fingerprint does not need to be computed over the whole multimedia content, but can be computed when a portion of a certain length has been received. There can thus be plural fingerprints for one multimedia content, depending on which portion is used to compute the fingerprint over.

Further, video fingerprinting algorithms are known, e.g. from the following disclosure: Job Oostveen, Ton Kalker, Jaap Haitsma: “Feature Extraction and a Database Strategy for Video Fingerprinting”. 117-128. IN: Shi-Kuo Chang, Zhe Chen, Suh-Yin Lee (Eds.): Recent Advances in Visual Information Systems, 5th International Conference, VISUAL 2002 Hsin Chu, Taiwan, Mar. 11-13, 2002, Proceedings, Lecture Notes in Computer Science 2314 Springer 2002.

Samba Ex-1002

IPR2020-00216

Page 7 of 10

5

According to the present invention, a fingerprint (102) is generated for each time point on the basis of a given segment of the multimedia signal (101) at or near the specific time point.

In this way, a given fingerprint (102) is a trigger marker enabling a very accurate and very precise location of a given time point of the signal (101) without using the specific time point but instead using (a segment of) the signal. Further, this is enabled without changing the signal. For video fingerprinting the localisation is typically frame accurate, at least as long as any distortion of the video signal is not too severe.

After a fingerprint (102) has been generated it is stored for later use in a database, memory, storage and/or the like.

There are several advantages in storing fingerprints (102) for a multimedia signal (101) in a database instead of the multimedia signal itself. To name a few: The memory/storage requirements for the database are reduced.

The comparison of fingerprints is more efficient than the comparison of the multimedia signals themselves, as fingerprints are substantially shorter than the signals.

Searching in a database for a matching fingerprint is more efficient than searching for a complete multimedia signals, since it involves matching shorter items.

Searching for a matching fingerprint is more likely to be successful, as small changes to a multimedia signal (such as encoding in a different format or changing the bit rate) do not affect the fingerprint.

Alternatively, if the multimedia content is in the form of more than a single signal, e.g. a separate audio signal and a separate video signal, the fingerprint(s) (102) may be generated on the basis of a single of them (audio or video) or on both.

The generated fingerprints (102) stored in the database may then be distributed to playback devices via the Internet or in a side-channel of a broadcast channel or via some other channel or other means for use during playback according to the present invention. As other examples of distribution is e.g. physical distribution on a storage medium or in a non-electronic way, e.g. requiring the user to enter the fingerprints and actions manually into the playback device.

In a preferred embodiment, a representation of the associated action(s) is also stored for each fingerprint in the database. These representations are preferably also sent to the playback devices. In an alternative embodiment, representations are not stored in the database or used at all when generating the fingerprints. Another party may then provide the representations to the relevant playback devices as well as a relationship between each fingerprint and its associated action(s).

FIG. 1b schematically illustrates detection and use of fingerprint(s) as trigger marker(s) according to the present invention. Shown is a digital or analog multimedia signal (101) comprising video and/or audio information/content, where the signal (101) is played back by a suitable playback device. Further shown is a fingerprint stream (104) that is generated continuously or substantially continuously on the basis of the multimedia signal (101). Alternatively, the fingerprint stream (104) is generated in segments. The fingerprint stream (104) (or segments) is compared with fingerprints (102) stored in a database. The stored fingerprints (102) generated as explained in connection with FIG. 1a at a production site. The database preferably also comprises representations of the one or more associated actions (105) for each stored fingerprint (102). The stored fingerprints (102) are e.g. received via the Internet or in a side-channel of a broadcast channel or via some other channel or other means from the distribution site. The representations of the associated

6

action(s) (105) may also be received like this. In an alternative embodiment, the representations as well as a relationship between each fingerprint and its associated action(s) (105) are provided by another party.

When a match between a segment of the fingerprint stream (104) and a given fingerprint (102) in the database is found the representation(s) of the associated action(s) (105) of that particular fingerprint (102) is retrieved and executed at the appropriate time point ($T_n; T_{n+1}$). When a match between a segment of the fingerprint stream (104) and a fingerprint (102) in the database, the appropriate time point ($T_n; T_{n+1}$) is also determined when the fingerprints (102) have been generated as explained in connection with FIG. 1a. Preferably, the given time point ($T_n; T_{n+1}$) is determined by letting the segment of the multimedia signal (101) that the matching fingerprint originally has been based on during generation (according to FIG. 1a) ending substantially at the given time point ($T_n; T_{n+1}$). In alternative embodiments, the segment of the multimedia signal (101) may start substantially at the given time point ($T_n; T_{n+1}$), the segment of the multimedia signal (101) is starting or ending at a predetermined distance before or after the given trigger time point ($T_n; T_{n+1}$) or the given time point ($T_n; T_{n+1}$) may be at a predetermined time point between a start and an end of the segment of the multimedia signal (101). The playback device simply needs to be aware of the relationship between a given fingerprint and the given time point used during generation.

When a matching fingerprint (102) is determined, the associated one or more actions is also retrieved. The playback device may then execute these actions or present them to a user e.g. awaiting user confirmation before executing them.

The above-mentioned European patent application 01200505.4 describes various matching strategies for matching fingerprints computed for an audio clip with fingerprints stored in a database.

Further European patent application 01202720.7 describes an efficient method of matching a fingerprint representing an unknown information signal with a plurality of fingerprints of identified information signals stored in a database to identify the unknown signal. This method uses reliability information of the extracted fingerprint bits. The fingerprint bits are determined by computing features of an information signal and thresholding said features to obtain the fingerprint bits. If a feature has a value very close to the threshold, a small change in the signal may lead to a fingerprint bit with opposite value. The absolute value of the difference between feature value and threshold is used to mark each fingerprint bit as reliable or unreliable. The reliabilities are subsequently used to improve the actual matching procedure.

A further advantage of the present invention is that if for any reason the broadcast is delayed, the fingerprint matching ensures that the trigger actions still appear at the correct corresponding moment in the broadcast since the invention is time-independent but content-dependent.

FIG. 2 illustrates a schematic block diagram of a fingerprint generation device according to the present invention. Shown is fingerprint generation device (200) comprising a multi-media signal input module (201), a fingerprinting module (202), a data base, memory storage and/or the like (203) communicating via a bus (205) or the like under the control of one or more microprocessors (not shown). The fingerprint generation device (200) may in one embodiment optionally also comprise a transmitter and receiver (204) for communicating with other systems, devices, etc. via a wired and/or wireless network e.g. like the Internet.

The multi-media signal input module (201) receives multimedia content e.g. in the form of an analog or digital audio

Samba Ex-1002

IPR2020-00216

Page 8 of 10

and/or video signal and feeds the multimedia content to the fingerprinting module (202). The fingerprinting module (202) computes a fingerprint on the basis of the received multi-media content. A fingerprint may be derived for the entire content or for a part of the content. Alternatively, several fingerprints may be derived each from a different part. According to the present invention, a fingerprint is derived each time that a trigger action is needed, i.e. for each time point (T_n ; T_{n+1}), as explained in connection with FIG. 1a. A representation of the time point(s) is also supplied to the fingerprinting module (202).

The fingerprinting module (202) then supplies the computed fingerprint(s) to the database (203) preferably together with the associated one or more actions for each fingerprint. As shown in FIG. 4, the database (203) comprises fingerprints 'FP1', 'FP2', 'FP3', 'FP4', 'FPS', etc. and respective associated actions 'A1', 'A2', 'A3', 'A4', 'A2, A1', etc.

The database (203) can be organized in various ways to optimize query time and/or data organization. The output of the fingerprinting module (202) should be taken into account when designing the tables in the database (203). In the embodiment shown in FIG. 4, the database (203) comprises a single table with entries (records) comprising respective fingerprints and associated (sets) of actions.

FIG. 3 illustrates a schematic block diagram of a playback device detecting and using fingerprints according to the present invention. Shown is a playback device (300) comprising a multimedia signal receiver (301), a fingerprint detector (302), a display/play circuit (303), a data base, memory storage and/or the like (203') communicating via a bus (205) or the like under the control of one or more microprocessors (not shown). The playback device (300) may in one embodiment optionally also comprise a transmitter and receiver (204) for communicating with other systems, devices, etc. via a wired and/or wireless network e.g. like the Internet.

The multimedia signal receiver (301) receives the multimedia signal e.g. in the form of an analog or digital audio and/or video signal to be displayed and/or played e.g. from a broadcasting cable, antenna, satellite dish, etc. arrangement (not shown). The received multimedia signal is fed to the fingerprint detector (302) that derives a fingerprint stream or segments thereof and determines if there are any matches with fingerprints stored in the database as explained in connection with FIG. 1b. If a match is found then a representation of the associated action(s) is also retrieved. The appropriate time point for the associated action(s) is given by the matching fingerprint as described above.

The received multimedia signal is displayed and/or played by the a display/play circuit (303) and at the appropriate time point(s) the associated action(s) is executed or presented to a user e.g. awaiting user confirmation before executing the action(s).

Preferably, the data layout of the database (203') corresponds to the one shown in FIG. 4.

The playback device (300) may also comprise a buffer mechanism (not shown) for buffering a part of the multimedia signal before displaying/playing it.

FIG. 4 illustrates one example of tables/records according to the present invention. Shown is a table comprising fingerprints (102) 'FP1', 'FP2', 'FP3', 'FP4', 'FP5', etc. and respective associated actions (105) 'A1', 'A2', 'A3', 'A4', 'A2, A1', etc. One or more actions (105) are stored for each fingerprint (102). A given fingerprint (102) is only stored in the table once.

In the claims, any reference signs placed between parentheses shall not be constructed as limiting the claim. The word "comprising" does not exclude the presence of elements or

steps other than those listed in a claim. The word "a" or "an" preceding an element does not exclude the presence of a plurality of such elements.

The invention can be implemented by means of hardware comprising several distinct elements, and by means of a suitably programmed computer. In the device claim enumerating several means, several of these means can be embodied by one and the same item of hardware. The mere fact that certain measures are recited in mutually different dependent claims does not indicate that a combination of these measures cannot be used to advantage.

The invention claimed is:

1. A method comprising:

accessing a database that associates a first fingerprint with a first action, the first fingerprint being for a first trigger time point of a plurality of trigger time points within a multimedia signal, each trigger time point of the plurality of trigger time points corresponding to a segment of a plurality of segments of the multimedia signal;

receiving a second trigger time point of the plurality of trigger time points and a second action;

deriving, by a processor of a machine, a second fingerprint based on a segment of the multimedia signal that corresponds to the second trigger time point; and

updating the database to associate the second fingerprint with the second action.

2. The method of claim 1, wherein the second action is selected from a group consisting of:

retrieving and displaying additional information on a display,

retrieving and playing additional information via a speaker, playing another multimedia signal instead of the multimedia signal for a period of time,

interrupting the playback of the multimedia signal,

executing control commands, and

preparing a system for user inputs.

3. The method of claim 1, wherein:

the second action is to be performed at the second trigger time point; and

the second trigger time point coincides with the end of the segment of the multimedia signal corresponding to the second trigger time point.

4. The method of claim 1, wherein:

the second action is to be performed at the second trigger time point; and

the second trigger time point coincides with the beginning of the segment of the multimedia signal corresponding to the second trigger time point.

5. The method of claim 1, wherein:

the second action is to be performed at the second trigger time point; and

the second trigger time point is a predetermined distance after the start of the segment of the multimedia signal corresponding to the second trigger time point.

6. The method of claim 1, wherein:

the second action is to be performed at the second trigger time point; and

the second trigger time point is a predetermined distance before the end of the segment of the multimedia signal corresponding to the second trigger time point.

7. The method of claim 1, further comprising:

sending a representation of the first action and a representation of the second action to a playback device.

8. A system comprising:

a memory having instructions embodied thereon; one or more microprocessors configured by the instructions to execute operations comprising:

9

accessing a database that associates a first fingerprint with a first action, the first fingerprint being for a first trigger time point of a plurality of trigger time points within a multimedia signal, each trigger time point of the plurality of trigger time points corresponding to a segment of a plurality of segments of the multimedia signal; 5

receiving a second trigger time point of the plurality of trigger time points and a second action;

deriving, by a processor of a machine, a second fingerprint based on a segment of the multimedia signal that corresponds to the second trigger time point; and 10

updating the database to associate the second fingerprint with the second action.

9. The system of claim 8, wherein the action is selected from a group consisting of: 15

retrieving and displaying additional information on a display,

retrieving and playing additional information via a speaker,

playing another multimedia signal instead of the multimedia signal for a period of time, 20

interrupting the playback of the multimedia signal,

executing control commands, and

preparing a system for user inputs.

10. The system of claim 8, wherein: 25

the second action is to be performed at the second trigger time point; and

the second trigger time point coincides with the end of the segment of the multimedia signal corresponding to the second trigger time point. 30

11. The system of claim 8, wherein:

the second action is to be performed at the second trigger time point; and

the second trigger time point coincides with the beginning of the segment of the multimedia signal corresponding to the second trigger time point. 35

12. The system of claim 8, wherein:

the second action is to be performed at the second trigger time point; and

the second trigger time point is a predetermined distance after the start of the segment of the multimedia signal corresponding to the second trigger time point. 40

13. The system of claim 8, wherein:

the second action is to be performed at the second trigger time point; and 45

the second trigger time point is a predetermined distance before the end of the segment of the multimedia signal corresponding to the second trigger time point.

14. The system of claim 8, wherein the operations further comprise: 50

sending a representation of the first action and a representation of the second action to a playback device.

15. A non-transitory machine-readable medium having instructions embodied thereon that, when executed by one or more processors of a machine, cause the machine to perform operations comprising: 55

10

accessing a database that associates a first fingerprint with a first action, the first fingerprint being for a first trigger time point of a plurality of trigger time points within a multimedia signal, each trigger time point of the plurality of trigger time points corresponding to a segment of a plurality of segments of the multimedia signal;

receiving a second trigger time point of the plurality of trigger time points and a second action;

deriving, by a processor of a machine, a second fingerprint based on a segment of the multimedia signal that corresponds to the second trigger time point; and

updating the database to associate the second fingerprint with the second action.

16. The non-transitory machine-readable medium of claim 15, wherein the action is selected from a group consisting of: 5

retrieving and displaying additional information on a display,

retrieving and playing additional information via a speaker,

playing another multimedia signal instead of the multimedia signal for a period of time, 10

interrupting the playback of the multimedia signal,

executing control commands, and

preparing a system for user inputs.

17. The non-transitory machine-readable medium of claim 15, wherein: 15

the second action is to be performed at the second trigger time point; and

the second trigger time point coincides with the end of the segment of the multimedia signal corresponding to the second trigger time point. 20

18. The non-transitory machine-readable medium of claim 15, wherein:

the second action is to be performed at the second trigger time point; and

the second trigger time point coincides with the beginning of the segment of the multimedia signal corresponding to the second trigger time point. 25

19. The non-transitory machine-readable medium of claim 15, wherein:

the second action is to be performed at the second trigger time point; and

the second trigger time point is a predetermined distance after the start of the segment of the multimedia signal corresponding to the second trigger time point. 30

20. The non-transitory machine-readable medium of claim 15, wherein:

the second action is to be performed at the second trigger time point; and 35

the second trigger time point is a predetermined distance before the end of the segment of the multimedia signal corresponding to the second trigger time point. 40

* * * * *