

## TRANSMITTAL FOR POWER OF ATTORNEY TO ONE OR MORE REGISTERED PRACTITIONERS

NOTE: This form is to be submitted with the Power of Attorney by Applicant form (PTO/AIA/82B) to identify the application to which the Power of Attorney is directed, in accordance with 37 CFR 1.5, unless the application number and filing date are identified in the Power of Attorney by Applicant form. If neither form PTO/AIA/82A nor form PTO/AIA/82B identifies the application to which the Power of Attorney is directed, the Power of Attorney will not be recognized in the application.

Application Number	
Filing Date	10/3/2017
First Named Inventor	Robert Paul Morris
Title	METHODS, SYSTEMS, AND COMPUTER PROGRAM PRODUCTS FOR SHARING A DATA OBJECT IN A DATA STORE VIA A COMMUNICATION
Art Unit	
Examiner Name	
Attorney Docket Number	

### SIGNATURE of Applicant or Patent Practitioner

Signature	/Patrick Caldwell/	Date (Optional)	
Name	Patrick E. Caldwell	Registration Number	44,580
Title (if Applicant is a juristic entity)			
Applicant Name (if Applicant is a juristic entity)			

**NOTE:** This form must be signed in accordance with 37 CFR 1.33. See 37 CFR 1.4(d) for signature requirements and certifications. If more than one applicant, use multiple forms.



\*Total of 2 forms are submitted.

This collection of information is required by 37 CFR 1.131, 1.32, and 1.33. The information is required to obtain or retain a benefit by the public which is to file (and by the USPTO to process) an application. Confidentiality is governed by 35 U.S.C. 122 and 37 CFR 1.11 and 1.14. This collection is estimated to take 3 minutes to complete, including gathering, preparing, and submitting the completed application form to the USPTO. Time will vary depending upon the individual case. Any comments on the amount of time you require to complete this form and/or suggestions for reducing this burden, should be sent to the Chief Information Officer, U.S. Patent and Trademark Office, U.S. Department of Commerce, P.O. Box 1450, Alexandria, VA 22313-1450. DO NOT SEND FEES OR COMPLETED FORMS TO THIS ADDRESS. **SEND TO: Commissioner for Patents, P.O. Box 1450, Alexandria, VA 22313-1450.**

## POWER OF ATTORNEY BY APPLICANT

I hereby revoke all previous powers of attorney given in the application identified in either the attached transmittal letter or the boxes below.

Application Number	Filing Date

(Note: The boxes above may be left blank if information is provided on form PTO/AIA/82A.)

- ☒ I hereby appoint the Patent Practitioner(s) associated with the following Customer Number as my/our attorney(s) or agent(s), and to transact all business in the United States Patent and Trademark Office connected therewith for the application referenced in the attached transmittal letter (form PTO/AIA/82A) or identified above:
- OR
- ☐ I hereby appoint Practitioner(s) named in the attached list (form PTO/AIA/82C) as my/our attorney(s) or agent(s), and to transact all business in the United States Patent and Trademark Office connected therewith for the patent application referenced in the attached transmittal letter (form PTO/AIA/82A) or identified above. (Note: Complete form PTO/AIA/82C.)

**Please recognize or change the correspondence address for the application identified in the attached transmittal letter or the boxes above to:**

- ☒ The address associated with the above-mentioned Customer Number
- OR
- ☐ The address associated with Customer Number:
- OR

Firm or Individual Name					
Address					
City		State		Zip	
Country					
Telephone		Email			

I am the Applicant (if the Applicant is a juristic entity, list the Applicant name in the box):

- ☐ Inventor or Joint Inventor (title not required below)
- ☐ Legal Representative of a Deceased or Legally Incapacitated Inventor (title not required below)
- ☒ Assignee or Person to Whom the Inventor is Under an Obligation to Assign (provide signer's title if applicant is a juristic entity)
- ☐ Person Who Otherwise Shows Sufficient Proprietary Interest (e.g., a petition under 37 CFR 1.46(b)(2) was granted in the application or is concurrently being filed with this document) (provide signer's title if applicant is a juristic entity)

### SIGNATURE of Applicant for Patent

The undersigned (whose title is supplied below) is authorized to act on behalf of the applicant (e.g., where the applicant is a juristic entity).

Signature	/Robert Paul Morris/	Date (Optional)	
Name	Robert Paul Morris		
Title	Manager - Cedar Point Partners, LLC		

**NOTE:** Signature - This form must be signed by the applicant in accordance with 37 CFR 1.33. See 37 CFR 1.4 for signature requirements and certifications. If more than one applicant, use multiple forms.

☒ Total of 2 forms are submitted.

This collection of information is required by 37 CFR 1.131, 1.32, and 1.33. The information is required to obtain or retain a benefit by the public which is to file (and by the USPTO to process) an application. Confidentiality is governed by 35 U.S.C. 122 and 37 CFR 1.11 and 1.14. This collection is estimated to take 3 minutes to complete, including gathering, preparing, and submitting the completed application form to the USPTO. Time will vary depending upon the individual case. Any comments on the amount of time you require to complete this form and/or suggestions for reducing this burden, should be sent to the Chief Information Officer, U.S. Patent and Trademark Office, U.S. Department of Commerce, P.O. Box 1450, Alexandria, VA 22313-1450. DO NOT SEND FEES OR COMPLETED FORMS TO THIS ADDRESS. **SEND TO: Commissioner for Patents, P.O. Box 1450, Alexandria, VA 22313-1450.**

If you need assistance in completing the form, call 1-800-PTO-9199 and select option 2.

**CERTIFICATION AND REQUEST FOR PRIORITIZED EXAMINATION  
UNDER 37 CFR 1.102(e) (Page 1 of 1)**

First Named Inventor:	Robert Paul Morris	Nonprovisional Application Number (if known):	
Title of Invention:	MMETHODS, SYSTEMS, AND COMPUTER PROGRAM PRODUCTS FOR SHARING A DATA OBJECT IN A DATA STORE VIA A COMMUNICATION		

**APPLICANT HEREBY CERTIFIES THE FOLLOWING AND REQUESTS PRIORITIZED EXAMINATION FOR THE ABOVE-IDENTIFIED APPLICATION.**

1. The processing fee set forth in 37 CFR 1.17(i)(1) and the prioritized examination fee set forth in 37 CFR 1.17(c) have been filed with the request. The publication fee requirement is met because that fee, set forth in 37 CFR 1.18(d), is currently \$0. The basic filing fee, search fee, and examination fee are filed with the request or have been already been paid. I understand that any required excess claims fees or application size fee must be paid for the application.
2. I understand that the application may not contain, or be amended to contain, more than four independent claims, more than thirty total claims, or any multiple dependent claims, and that any request for an extension of time will cause an outstanding Track I request to be dismissed.
3. The applicable box is checked below:

**I. ☒ Original Application (Track One) - Prioritized Examination under § 1.102(e)(1)**

- i. (a) The application is an original nonprovisional utility application filed under 35 U.S.C. 111(a). This certification and request is being filed with the utility application via EFS-Web.  
---OR---  
(b) The application is an original nonprovisional plant application filed under 35 U.S.C. 111(a). This certification and request is being filed with the plant application in paper.
- ii. An executed inventor's oath or declaration under 37 CFR 1.63 or 37 CFR 1.64 for each inventor, or the application data sheet meeting the conditions specified in 37 CFR 1.53(f)(3)(i) is filed with the application.

**II. ☐ Request for Continued Examination - Prioritized Examination under § 1.102(e)(2)**

- i. A request for continued examination has been filed with, or prior to, this form.
- ii. If the application is a utility application, this certification and request is being filed via EFS-Web.
- iii. The application is an original nonprovisional utility application filed under 35 U.S.C. 111(a), or is a national stage entry under 35 U.S.C. 371.
- iv. This certification and request is being filed prior to the mailing of a first Office action responsive to the request for continued examination.
- v. No prior request for continued examination has been granted prioritized examination status under 37 CFR 1.102(e)(2).

Signature <u>/Patrick Caldwell/</u>	Date <u>10/3/2017</u>
Name (Print/Typed) <u>Patrick E. Caldwell</u>	Practitioner Registration Number <u>44,580</u>
<b>Note:</b> This form must be signed in accordance with 37 CFR 1.33. See 37 CFR 1.4(d) for signature requirements and certifications. Submit multiple forms if more than one signature is required.*	
<input checked="" type="checkbox"/> *Total of <u>1</u> forms are submitted.	



Unified Patents  
Exhibit 1003  
Page 4 of 281



2/15

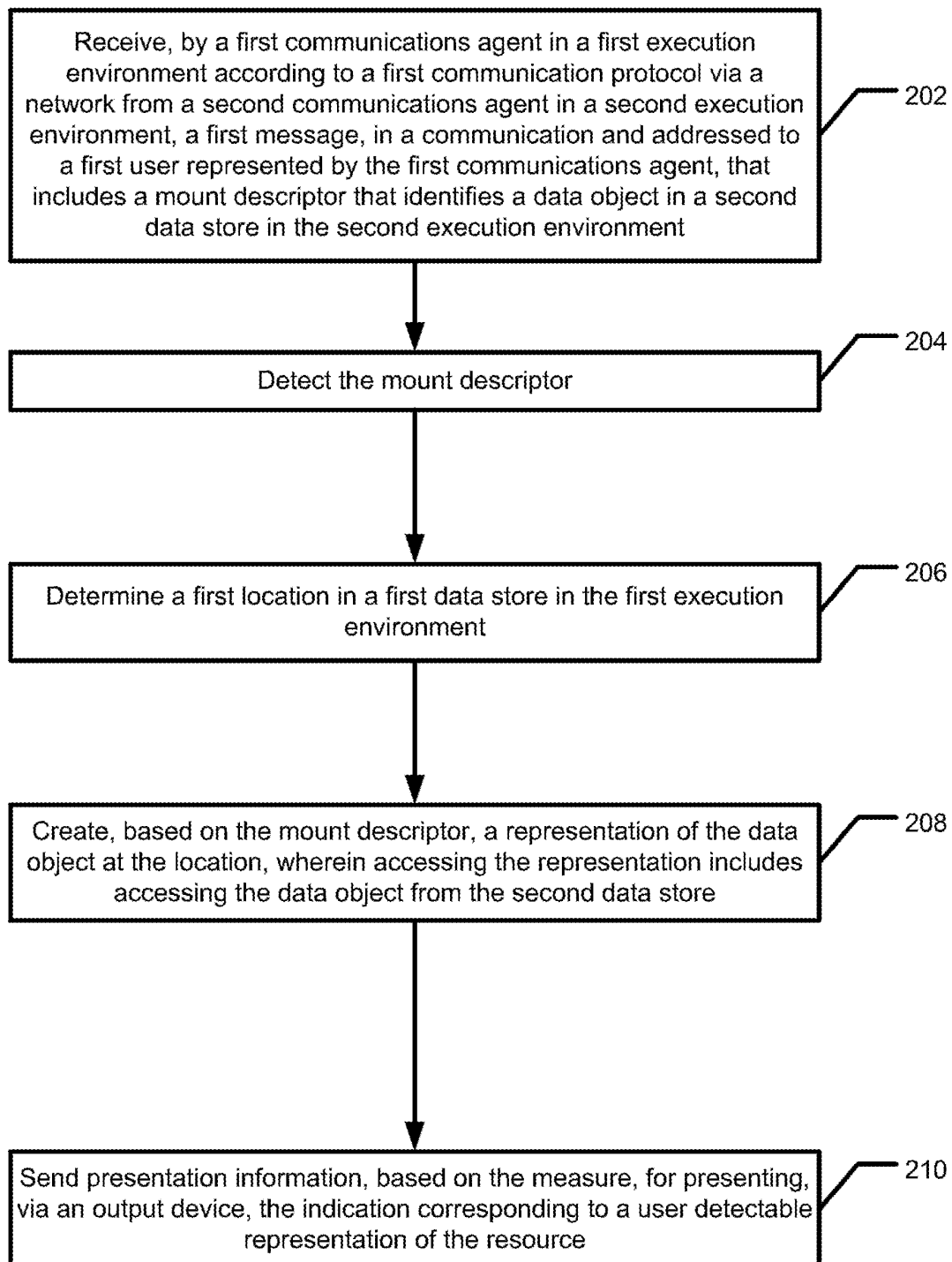


FIG. 2A

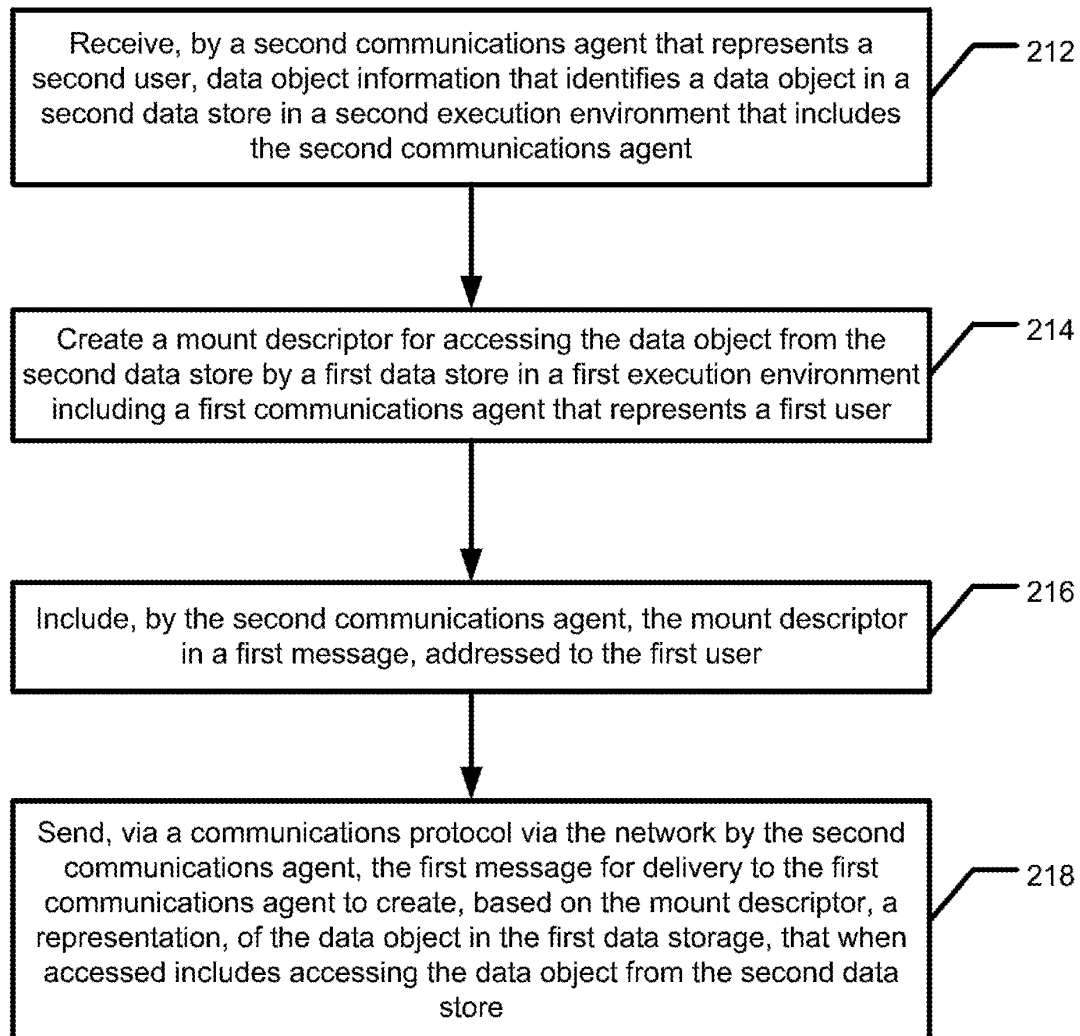


FIG. 2B

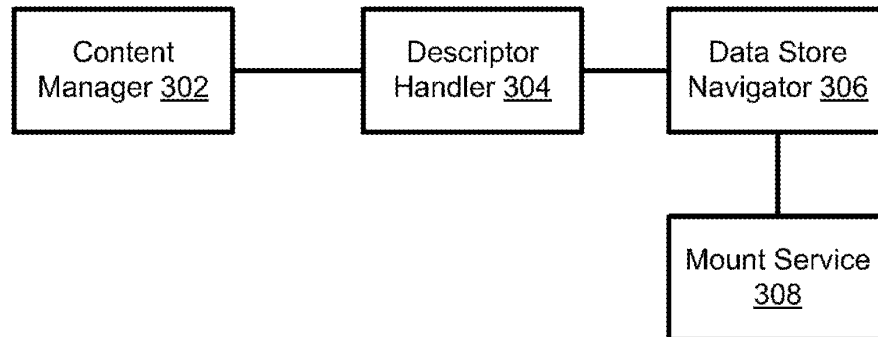


FIG. 3A

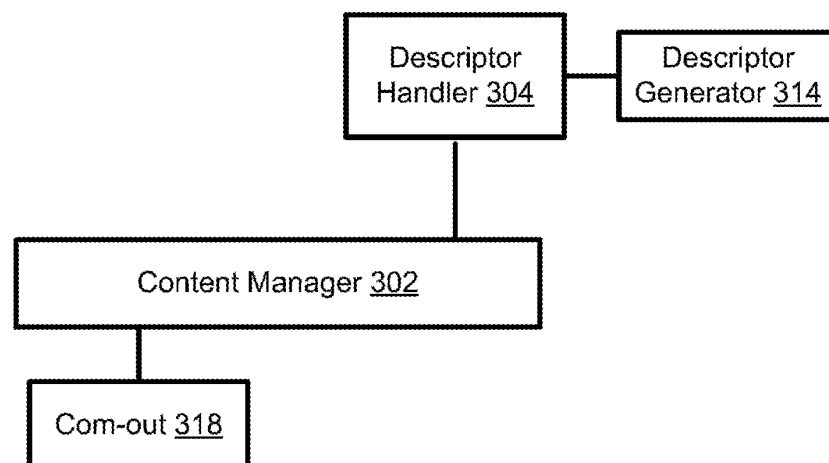


FIG. 3B

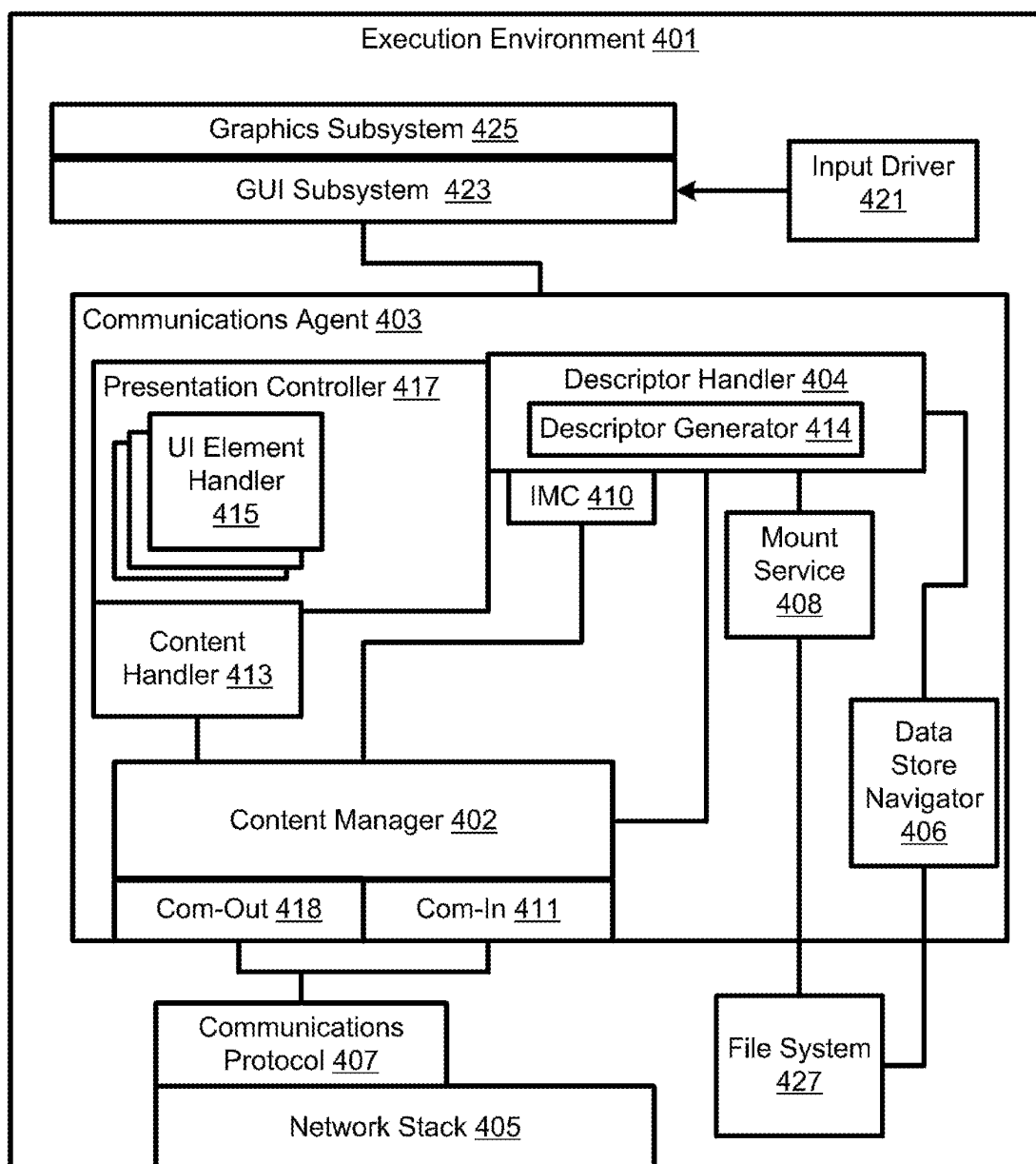


FIG. 4

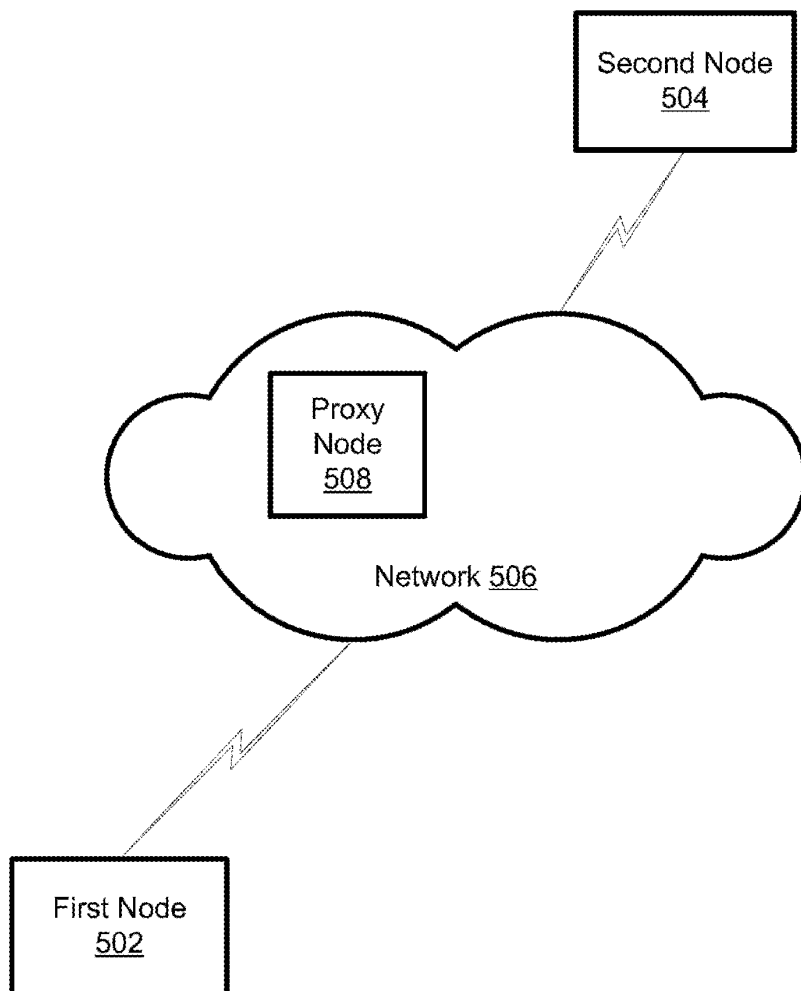


FIG. 5

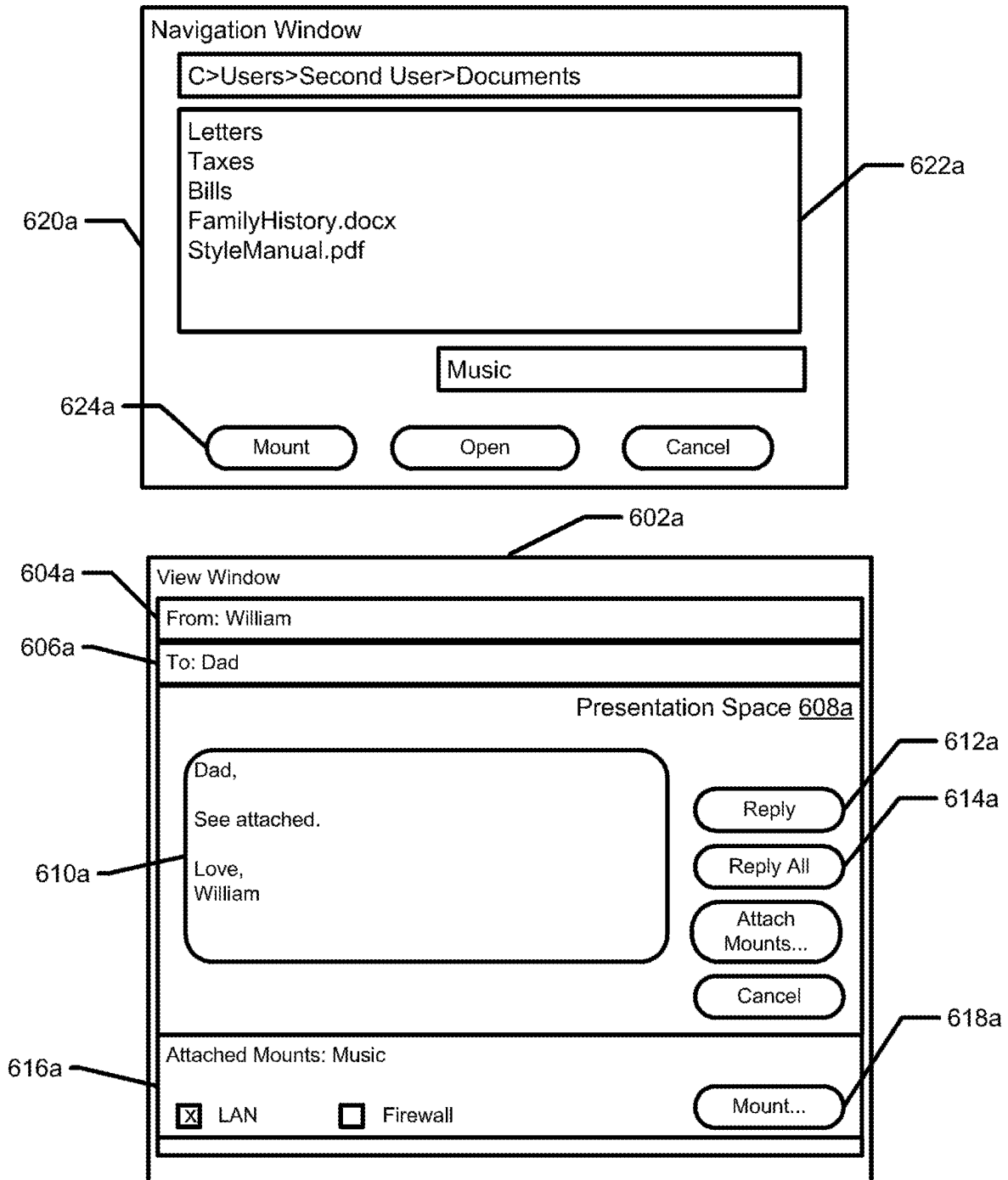


FIG. 6A

8/15

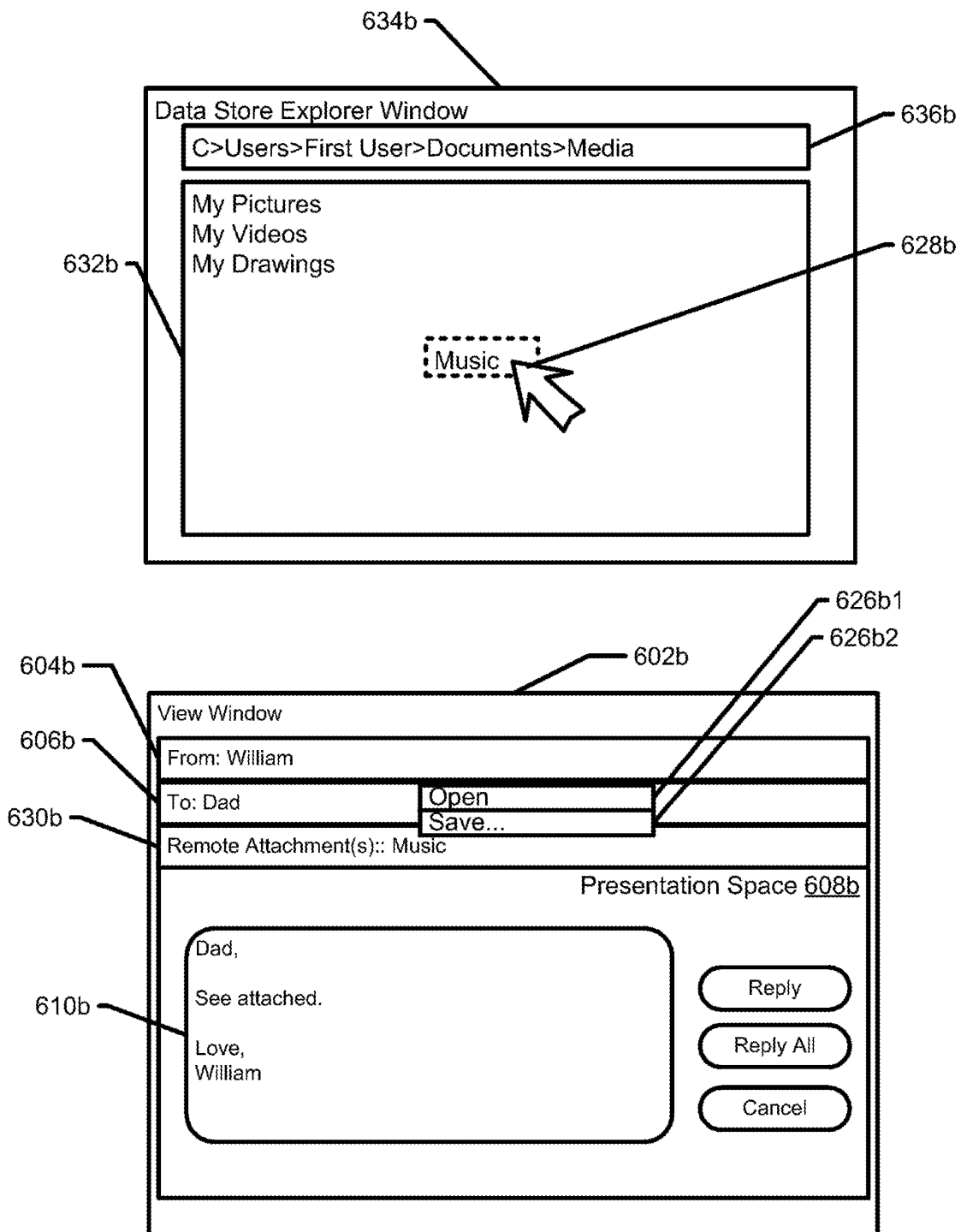


FIG. 6B

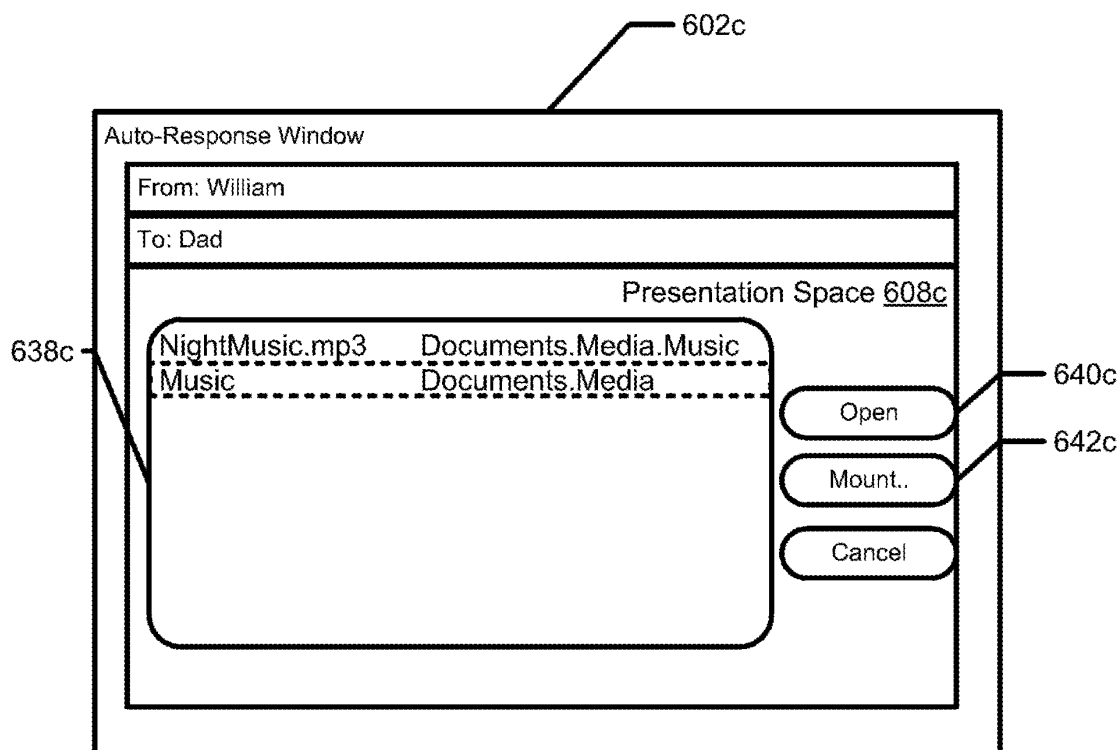


FIG. 6C



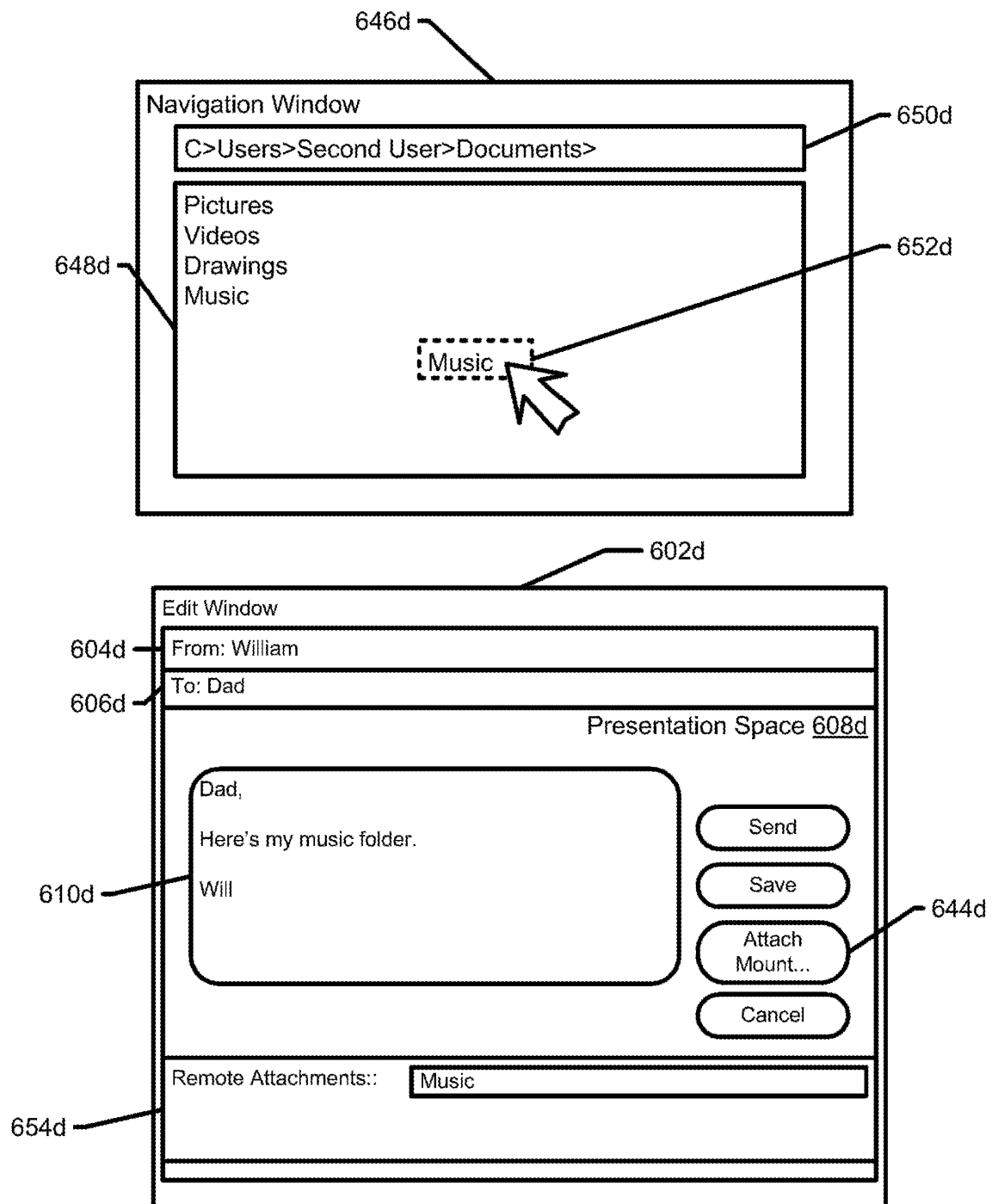


FIG. 6D

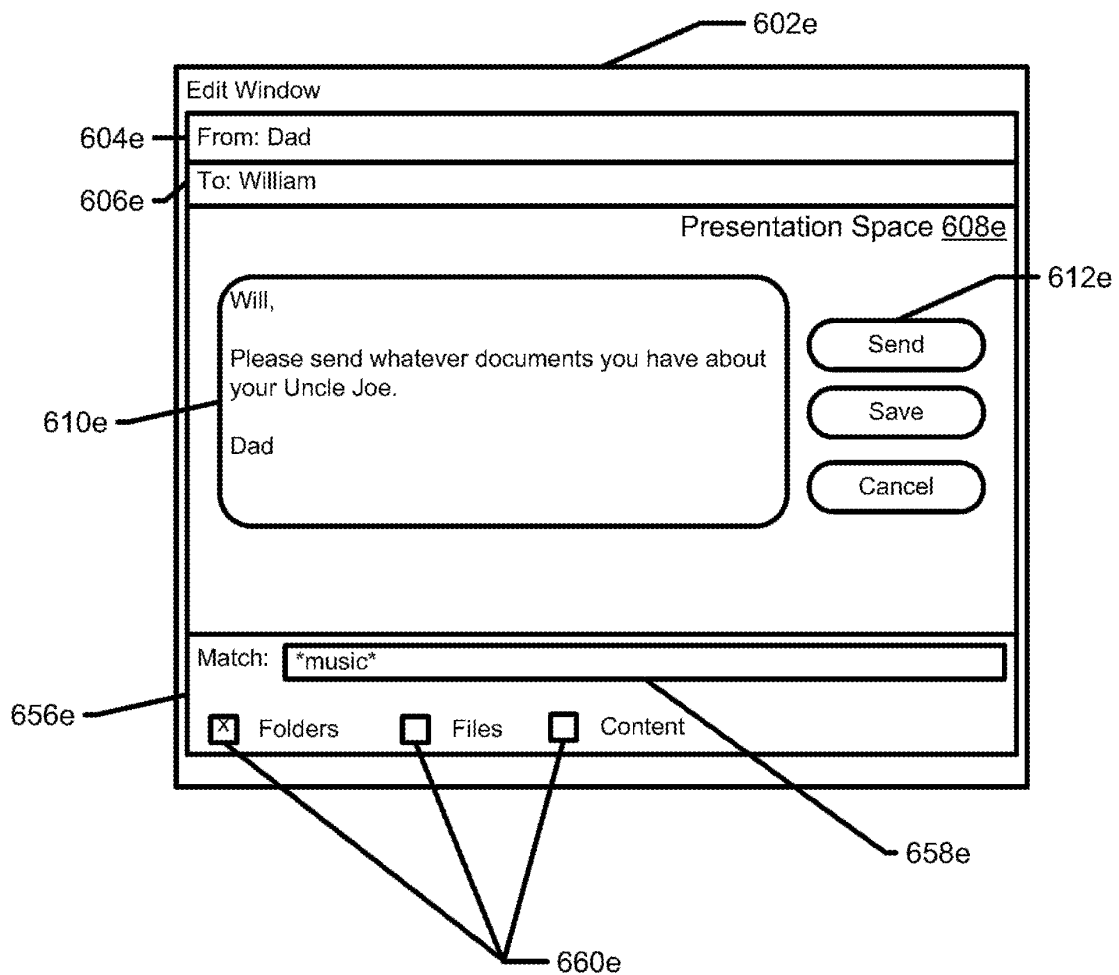


FIG. 6E

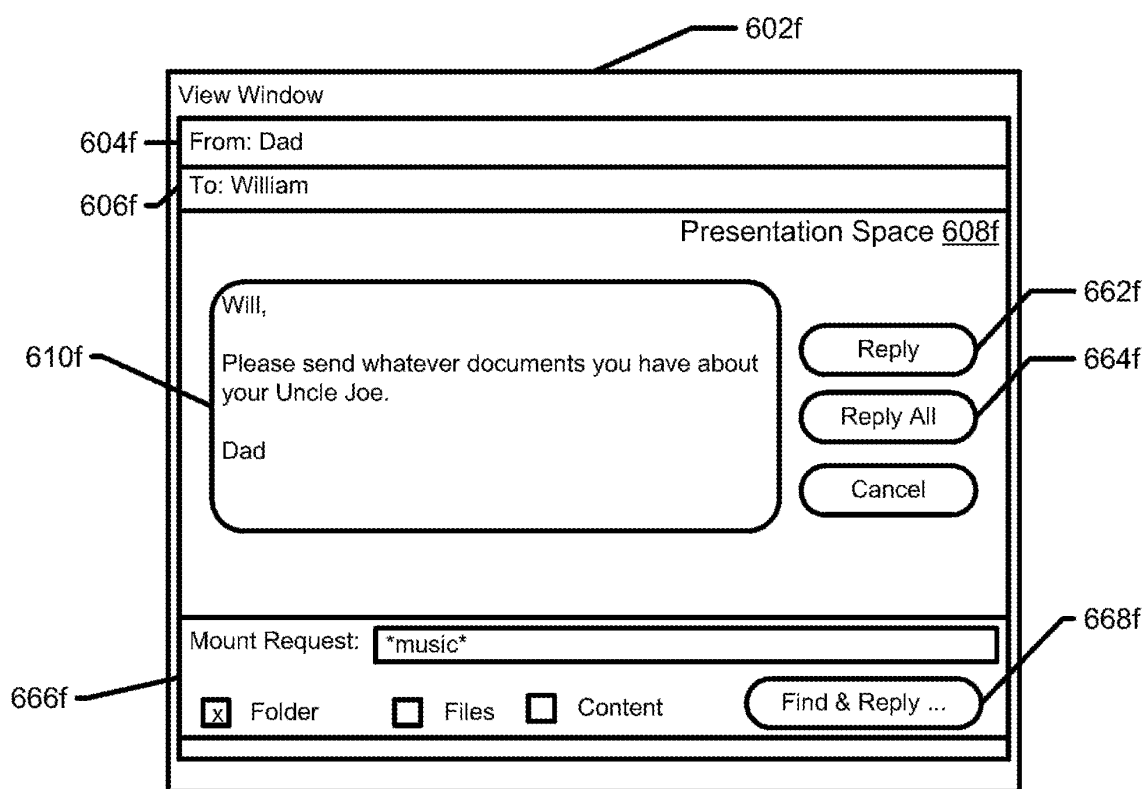


FIG. 6F

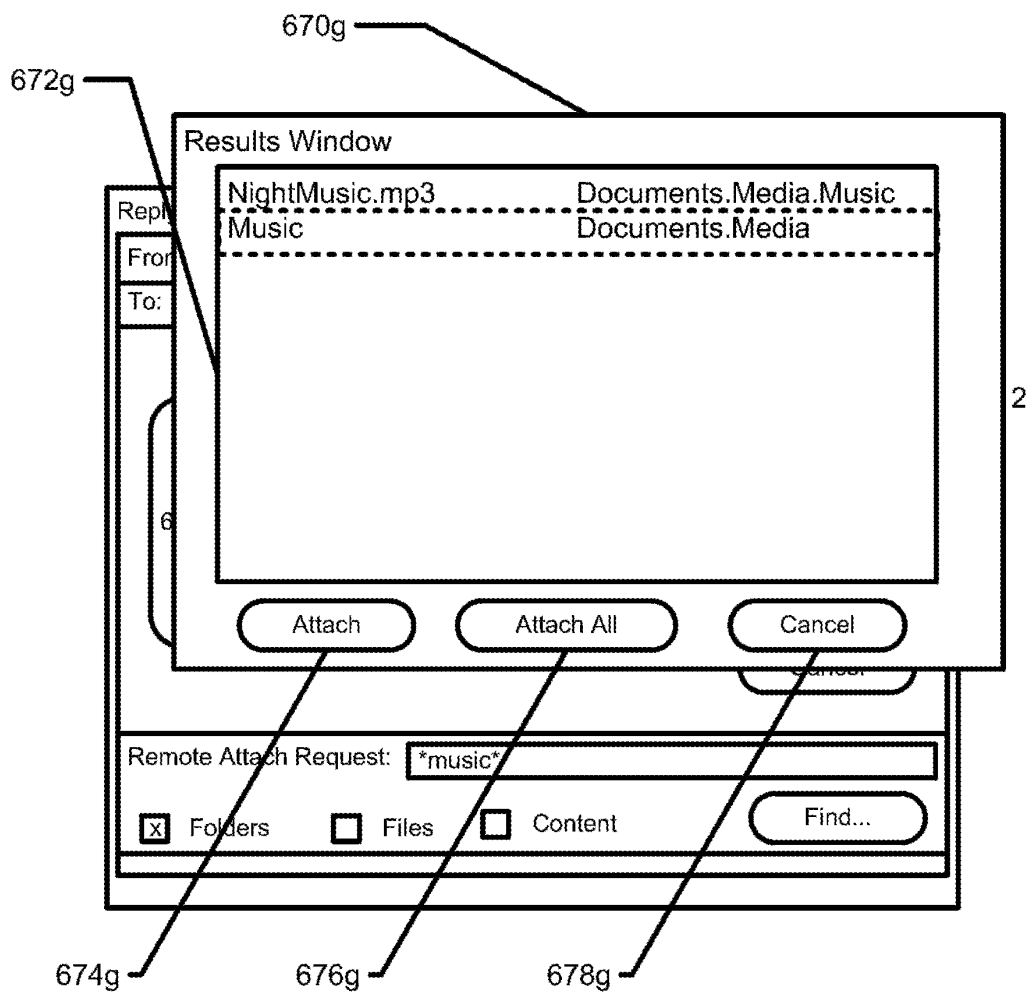


FIG.6G

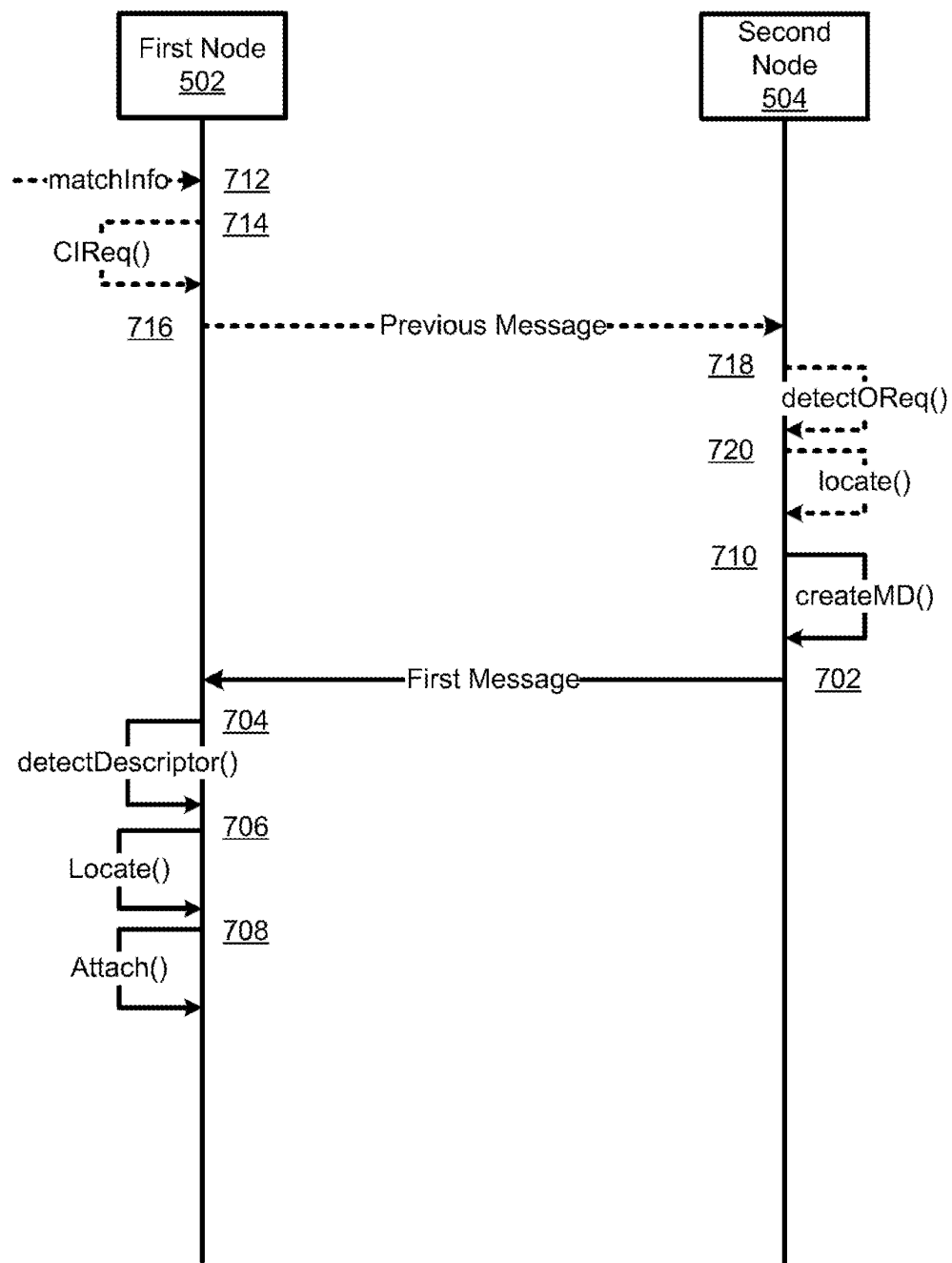


FIG. 7

15/15

800a

MIME-Version: 1.0

Content-Type: multipart/mixed; boundary="--toOo----OoOt-----"

--toOo----OoOt-----

Content-Type: text/plain

Dad,

See attached.

Love,

William

--toOo----OoOt-----

Content-Type: application/mount-descriptor

smb://SecondNode/Music

http://firstuser@secondnode.tld/users/seconduser/documents/media/music/

ftp://SecondNode/music/

--toOo----OoOt-----

802a

806a

808a

810a

804a

812a

Fig. 8A

800b

MIME-Version: 1.0

Content-Type: multipart/mixed; boundary="--OoOT----toOo-----"

--OoOT----toOo-----

Content-Type: text/plain

Hi, this is the first message

--OoOT----toOo-----

Content-Type: application/id-request

Accept: image/\*

<id-request>

<and>

<criteria attribute="query" type="keyword" match-expression="\*\*music\*\*" />

<criteria attribute="scope" resource-type="folder" />

</and>

</remote-attach-request>

--OoOT----toOo-----

814b

812b

804b

806b

810a

808b

802b

FIG. 8B

METHODS, SYSTEMS, AND COMPUTER PROGRAM PRODUCTS FOR SHARING A  
DATA OBJECT IN A DATA STORE VIA A COMMUNICATION

RELATED APPLICATIONS

**[0001]** The present application is a continuation-in-part and claims priority to U.S. Patent Application No. 14/274,623 (published under US 2014-0365588 A1) filed 05/09/2014 and entitled "METHODS, SYSTEMS, AND COMPUTER PROGRAM PRODUCTS FOR PROCESSING A DATA OBJECT IDENTIFICATION REQUEST IN A COMMUNICATION," which is a continuation-in-part and claims priority to U.S. Patent Application No. 13/626,635 (published under US 2014-0089421 A1) filed 09/25/2012 and entitled "METHODS, SYSTEMS, AND PROGRAM PRODUCTS FOR SHARING A DATA OBJECT IN A DATA STORE VIA A COMMUNICATION"; and U.S. Patent Application No. 13/624,906 (published US 2014-0089419 A1) filed 09/22/2012 and entitled "METHODS, SYSTEMS, AND PROGRAM PRODUCTS FOR PROCESSING A DATA OBJECT IDENTIFICATION REQUEST IN A COMMUNICATION."

**[0002]** This application is related to the following U.S. Patent Applications, which are each incorporated herein by reference for all purposes:

**[0003]** U.S. Patent Application No. 13/626,635 (published under US 2014-0089421 A1) filed on 2012/09/25 and entitled "METHODS, SYSTEMS, AND PROGRAM PRODUCTS FOR SHARING A DATA OBJECT IN A DATA STORE VIA A COMMUNICATION";

**[0004]** U.S. Patent Application No. 12/833,016 (published under US 2012-0011444 A1) filed on 2010/07/09, entitled "METHODS, SYSTEMS, AND PROGRAM PRODUCTS FOR REFERENCING AN ATTACHMENT IN A COMMUNICATION";

**[0005]** U.S. Patent Application No. 12/833,014 (published under US 2012-0011207 A1) filed on 2010/07/09, entitled "METHODS, SYSTEMS, AND PROGRAM PRODUCTS FOR PROCESSING A REQUEST FOR A RESOURCE IN A COMMUNICATION";

**[0006]** U.S. Patent Application No. 13/624,906 (published under US 2014-0089419 A1) filed on 2012/09/22, entitled “METHODS, SYSTEMS, AND PROGRAM PRODUCTS FOR PROCESSING A DATA OBJECT IDENTIFICATION REQUEST IN A COMMUNICATION”;

**[0007]** U.S. Patent Application No. 13/624,940 (published under US 2014-0089420 A1) filed on 2012/09/23, entitled “METHODS, SYSTEMS, AND PROGRAM PRODUCTS FOR PROCESSING A REFERENCE IN A COMMUNICATION TO A REMOTE DATA OBJECT”; the entire contents of each are herein incorporated by reference for all purposes.

## BACKGROUND

**[0008]** A variety of means exist for sharing files, folders, and other data via network. For each a user must know how to configure and/or setup the sharing. For example, sharing a file a Samba file system is different than sharing a file via cloud based storage system, such as DROPBOX. Sharing via email is still different. Sharing copies of files is perhaps the best known means and most widely used means for sharing copies. It would be useful if sharing files, folders, directory data, and other network accessible data were as easy as sending an attachment in an email.

**[0009]** Accordingly, there exists a need for methods, systems, and computer program products for sharing a data object in a data store via a communication.

## SUMMARY

**[0010]** The following presents a simplified summary of the disclosure in order to provide a basic understanding to the reader. This summary is not an extensive overview of the disclosure and it does not identify key/critical elements of the invention or delineate the scope of the invention. Its sole purpose is to present some concepts disclosed herein in a simplified form as a prelude to the more detailed description that is presented later.



**[0011]** In one embodiment, an apparatus is provided, comprising: at least one non-transitory memory storing instructions; and one or more processors in communication with the at least one non-transitory memory, wherein the one or more processors execute the instructions to: cause, at a first node, display of at least one first interface with a first user interface element, utilizing first hypertext markup language-equipped code that is sent via at least one network; receive, from the first node via the at least one network, an indication of at least one folder via the first user interface element, utilizing the at least one first interface; cause, at the first node, display of at least one second interface with a second user interface element, utilizing second hypertext markup language-equipped code that is sent via the at least one network; receive, from the first node via the at least one network, indicia associated with at least one email address via the second user interface element, utilizing the at least one second interface; receive, from the first node via the at least one network, an indication to share the at least one folder; based on the receipt of the indication of the at least one folder, the indicia associated with the at least one email address, and the indication to share the at least one folder via the at least one network; generate at least one email message identifying the at least one folder and including a reference to the at least one folder, without including at least one file in the at least one folder as an attachment of the at least one email message; send, to a second node via the at least one network, the at least one email message, without including the at least one file in the at least one folder as an attachment of the at least one email message; based on the receipt of the indication of the at least one folder, the indicia associated with the at least one email address, and the indication to share the at least one folder via the at least one network; cause, utilizing particular code configured to be stored on a storage at the second node and further configured to cooperate with a file explorer interface, creation of a representation of the at least one folder in a location among one or more folders on the file explorer interface, where the storage at the second node does not store the at least one file in the at least one folder when the creation of the representation is caused; cause, at the second node, display of the representation of the at least one folder in the

location among the one or more folders on the file explorer interface; detect, utilizing the file explorer interface at the second node, an indication to open the at least one file in the at least one folder; and in response to detection of the indication to open the at least one file in the at least one folder, cause retrieval of the at least one file via the at least one network for permitting display of the at least one file utilizing the file explorer interface at the second node.

**[0012]** In another embodiment, a system is provided, comprising: at least one non-transitory memory storing instructions; and one or more processors in communication with the at least one non-transitory memory, wherein the one or more processors execute the instructions to: send a first communication over at least one network that results in display, at a first node, a first user interface element, a second user interface element, and a third user interface element; receive, from the first node via the at least one network, information associated with at least one data object via the first user interface element; receive, from the first node via the at least one network, an object associated with at least one email address via the second user interface element; receive, from the first node via the at least one network, an indication of a selection of the third user interface element; based on the receipt of the information associated with the at least one data object, the object associated with the at least one email address, and the indication of the selection of the third user interface element via the at least one network; send, to a second node via the at least one network, at least one email message identifying the at least one data object and including a reference to the at least one data object, without including a file attachment with the at least one email message; based on the receipt of the information associated with the at least one data object, the object associated with the at least one email address, and the indication of the selection of the third user interface element via the at least one network; cause, utilizing code configured to be stored on a storage at the second node and further configured to cooperate with a file explorer interface of a client-based file explorer application, creation of a representation of the at least one data object in a location among one or more folders on the file explorer interface, where the storage at the second node does

not store any file in the at least one data object when the creation of the representation of the at least one data object is caused; and cause, at the second node, display of the representation of the at least one data object in the location among the one or more folders on the file explorer interface.

**[0013]** In still yet another embodiment, a computer-implemented method is provided, comprising: displaying, at a first node, at least one first interface with a first user interface element, utilizing first hypertext markup language-equipped code that is received via at least one network; receiving, utilizing the at least one first interface at the first node, an indication of at least one folder via the first user interface element; sending, from the first node via the at least one network, the indication of the at least one folder; displaying, at the first node, at least one second interface with a second user interface element, utilizing second hypertext markup language-equipped code that is received via the at least one network; receiving, utilizing the at least one second interface at the first node, indicia associated with at least one email address via the second user interface element; sending, from the first node via the at least one network, the indicia associated with the at least one email address; receiving, at the first node, an indication to share the at least one folder; sending, from the first node via the at least one network, the indication to share the at least one folder; after the indication of the at least one folder, the indicia associated with the at least one email address, and the indication to share the at least one folder are sent from the first node via the at least one network; receiving, at a second node via the at least one network, at least one email message identifying the at least one folder and including a reference to the at least one folder, without including at least one file in the at least one folder as an attachment of the at least one email message; after the indication of the at least one folder, the indicia associated with the at least one email address, and the indication to share the at least one folder are sent from the first node via the at least one network; creating, utilizing code configured to be stored on a storage at the second node and further configured to cooperate with a file explorer interface, a representation of the at least one folder in a location among one or more folders on the file explorer interface, where the storage of

the second node does not store the at least one file in at least one folder when the representation is created; displaying, at the second node, the representation of the at least one folder in the location among the one or more folders on the file explorer interface; receiving, utilizing the file explorer interface at the second node, an indication to open the at least one file in the at least one folder; in response to the receipt of the indication to open the at least one file in the at least one folder, retrieving the at least one file via the at least one network; and in response to the retrieval of the at least one file via the at least one network, displaying the at least one file utilizing the file explorer interface at the second node.

**[0014]** In still yet another embodiment, a system is provided, comprising: a first node in communication with a second node via at least one network; said first node configured to: display, at the first node, a first user interface element, a second user interface element, and a third user interface element; receive, at the first node, information associated with at least one folder via the first user interface element; send, from the first node via the at least one network, the information associated with the at least one folder; receive, at the first node, an object associated with at least one email address via the second user interface element; send, from the first node via the at least one network, the object associated with the at least one email address; receive, at the first node, a message associated with a selection of the third user interface element; and send, from the first node via the at least one network, the message associated with the selection of the third user interface element; said second node configured to: after the information associated with the at least one folder, the object associated with the at least one email address, and the message associated with the selection of the third user interface element via the at least one network; receive, at the second node via the at least one network, at least one email message identifying the at least one folder and including a reference to the at least one folder, without including a file attachment with the at least one email message; after the information associated with the at least one folder, the object associated with the at least one email address, and the message associated with the selection of the third user interface element via the at least one

network; create, utilizing code configured to be stored on a storage at the second node and further configured to cooperate with a file explorer interface, a representation of the at least one folder in a location among one or more folders on the file explorer interface, where the storage of the second node does not store any file in the at least one folder when the representation of the at least one folder is created; and display, at the second node, the representation of the at least one folder in the location among the one or more folders on the file explorer interface.

**[0015]** In other embodiments, methods and systems are described for sharing a data object in a data store via a communication. In one aspect, the method includes receiving, by a first communications agent in a first execution environment according to a first communication protocol via a network from a second communications agent in a second execution environment, a first message, in a communication and addressed to a first user represented by the first communications agent, that includes a mount descriptor that identifies a data object **in** a second data store in the second execution environment. The method further includes detecting the mount descriptor. The method still further includes determining a first location in a first data store in the first execution environment. The method additionally includes creating, based on the mount descriptor, a representation of the data object at the location, wherein accessing the representation includes accessing the data object from the second data store. Performing at least one the preceding actions comprising the method includes execution of an instruction by a processor.

**[0016]** Also, a system for sharing a data object in a data store via a communication is described that includes one or more processors and logic encoded in one or more tangible media for execution by the one or more processors that when executed is operable for receiving, by a first communications agent in a first execution environment according to a first communication protocol via a network from a second communications agent in a second execution environment, a first message, in a communication and addressed to a first user represented by the first communications agent, that includes a mount descriptor that identifies a data object **in** a second data

store in the second execution environment; detecting the mount descriptor; determining a first location in a first data store in the first execution environment; and creating, based on the mount descriptor, a representation of the data object at the location, wherein accessing the representation includes accessing the data object from the second data store.

**[0017]** Further, a system for sharing a data object in a data store via a communication is described. The system includes a content manager component for receiving, by a first communications agent in a first execution environment according to a first communication protocol via a network from a second communications agent in a second execution environment, a first message, in a communication and addressed to a first user represented by the first communications agent, that includes a mount descriptor that identifies a data object in a second data store in the second execution environment. The system further includes a descriptor handler component for detecting the mount descriptor. The system still further includes a data store navigator component for determining a first location in a first data store in the first execution environment. The system additionally includes a mount service component for, creating, based on the mount descriptor, a representation of the data object at the location, wherein accessing the representation includes accessing the data object from the second data store. The system also includes a processor, wherein at least one of the content manager component, the descriptor handler component, the data store navigator component, and the mount service component includes an instruction that is executed by the processor during operation of the system.

**[0018]** Methods and systems are described for sharing a data object in a data store via a communication. In one aspect, the method includes receiving, by a second communications agent that represents a second user, data object information that identifies a data object in a second data store in a second execution environment that includes the second communications agent. The method further includes creating a mount descriptor for accessing the data object from the second data store by a first data store in a first execution environment including a first communications agent that

represents a first user. The method still further includes including, by the second communications agent, the mount descriptor in a first message, addressed to the first user. The method additionally includes sending, via a communications protocol via the network by the second communications agent, the first message for delivery to the first communications agent to create, based on the mount descriptor, a representation, of the data object in the first data storage, that when accessed includes accessing the data object from the second data store. Performing at least one the preceding actions comprising the method includes execution of an instruction by a processor.

**[0019]** Also, a system for sharing a data object in a data store via a communication is described that includes one or more processors and logic encoded in one or more tangible media for execution by the one or more processors that when executed is operable for receiving, by a second communications agent that represents a second user, data object information that identifies a data object in a second data store in a second execution environment that includes the second communications agent; creating a mount descriptor for accessing the data object from the second data store by a first data store in a first execution environment including a first communications agent that represents a first user; including, by the second communications agent, the mount descriptor in a first message, addressed to the first user; and sending, via a communications protocol via the network by the second communications agent, the first message for delivery to the first communications agent to create, based on the mount descriptor, a representation, of the data object in the first data storage, that when accessed includes accessing the data object from the second data store.

**[0020]** Further, a system for sharing a data object in a data store via a communication is described. The system includes a descriptor handler component for receiving, by a second communications agent that represents a second user, data object information that identifies a data object in a second data store in a second execution environment that includes the second communications agent. The system further includes a descriptor generator component for creating a mount descriptor for accessing the data object from the second data store by a first data store in a first execution environment

including a first communications agent that represents a first user. The system still further includes a content manager component for including, by the second communications agent, the mount descriptor in a first message, addressed to the first user. The system additionally includes a com-out component for, sending, via a communications protocol via the network by the second communications agent, the first message for delivery to the first communications agent to create, based on the mount descriptor, a representation, of the data object in the first data storage, that when accessed includes accessing the data object from the second data store. The system also includes a processor, wherein at least one of the descriptor handler component, the descriptor generator component, the content manager component, and the com-out component includes an instruction that is executed by the processor during operation of the system.

#### BRIEF DESCRIPTION OF THE DRAWINGS

**[0021]** Objects and advantages of the present invention will become apparent to those skilled in the art upon reading this description in conjunction with the accompanying drawings, in which like reference numerals have been used to designate like or analogous elements, and in which:

**[0022]** FIG. 1 is a block diagram illustrating an exemplary hardware device included in and/or otherwise providing an execution environment in which the subject matter may be implemented;

**[0023]** FIG. 2A is a flow diagram illustrating a method for sharing a data object in a data store via a communication according to an aspect of the subject matter described herein;

**[0024]** FIG. 2B is a flow diagram illustrating a method for sharing a data object in a data store via a communication according to an aspect of the subject matter described herein;



**[0025]** FIG. **3A** is a block diagram illustrating an arrangement of components for sharing a data object in a data store via a communication according to another aspect of the subject matter described herein;

**[0026]** FIG. **3B** is a block diagram illustrating an arrangement of components for sharing a data object in a data store via a communication according to another aspect of the subject matter described herein;

**[0027]** FIG. **4** is a block diagram illustrating an arrangement of components for sharing a data object in a data store via a communication according to another aspect of the subject matter described herein;

**[0028]** FIG. **5** is a network diagram illustrating a system for sharing a data object in a data store via a communication according to another aspect of the subject matter described herein;

**[0029]** FIG. **6A** is a diagram illustrating a user interface presented via a display according to another aspect of the subject matter described herein;

**[0030]** FIG. **6B** is a diagram illustrating a user interface presented via a display according to another aspect of the subject matter described herein;

**[0031]** FIG. **6C** is a diagram illustrating a user interface presented via a display according to another aspect of the subject matter described herein;

**[0032]** FIG. **6D** is a diagram illustrating a user interface presented via a display according to another aspect of the subject matter described herein;

**[0033]** FIG. **6E** is a diagram illustrating a user interface presented via a display according to another aspect of the subject matter described herein;

**[0034]** FIG. **6F** is a diagram illustrating a user interface presented via a display according to another aspect of the subject matter described herein;

**[0035]** FIG. **6G** is a diagram illustrating a user interface presented via a display according to another aspect of the subject matter described herein;

**[0036]** Fig. **7** is a message flow diagram illustrating an exemplary data and execution flow for sharing a data object in a data store via a communication according to an aspect of the subject matter described herein;

**[0037]** Fig. **8A** illustrates an exemplary portion of a communication between an execution environment of a first node and an execution environment of a second node according to an aspect of the subject matter described herein; and

**[0038]** Fig. **8B** illustrates another exemplary portion of a communication between an execution environment of a first node and an execution environment of a second node according to an aspect of the subject matter described herein.

## DETAILED DESCRIPTION

**[0039]** One or more aspects of the disclosure are described with reference to the drawings, wherein like reference numerals are generally utilized to refer to like elements throughout, and wherein the various structures are not necessarily drawn to scale. In the following description, for purposes of explanation, numerous specific details are set forth in order to provide a thorough understanding of one or more aspects of the disclosure. It may be evident, however, to one skilled in the art, that one or more aspects of the disclosure may be practiced with a lesser degree of these specific details. In other instances, well-known structures and devices are shown in block diagram form in order to facilitate describing one or more aspects of the disclosure.

**[0040]** Unless otherwise defined, all technical and scientific terms used herein have the same meaning as commonly understood by one of ordinary skill in the art to which this disclosure belongs. Although methods, components, and devices similar or equivalent to those described herein can be used in the practice or testing of the subject matter described herein, suitable methods, components, and devices are described below.

**[0041]** All publications, patent applications, patents, and other references mentioned herein are incorporated by reference in their entirety. In case of conflict, the present specification, including definitions, will control. In addition, the materials, methods, and examples are illustrative only and not intended to be limiting.

**[0042]** An exemplary device included in an execution environment that may be configured according to the subject matter is illustrated in FIG. 1. An “execution

environment”, as used herein, is an arrangement of hardware and, in some aspects, software that may be further configured to include and/or otherwise host an arrangement of components for performing a method of the subject matter described herein. An execution environment includes and/or is otherwise provided by one or more devices. The execution environment is said to be the execution environment of the device and/or devices. An execution environment may be and/or may include a virtual execution environment including software components operating in a host execution environment. Exemplary devices included in and/or otherwise providing suitable execution environments for configuring according to the subject matter include personal computers, notebook computers, tablet computers, servers, portable electronic devices, handheld electronic devices, mobile devices, multiprocessor devices, distributed systems, consumer electronic devices, routers, communication servers, and/or any other suitable devices. Those skilled in the art will understand that the components illustrated in FIG. 1 are exemplary and may vary by particular execution environment.

**[0043]** FIG. 1 illustrates a hardware device **100** included in an execution environment **102**. FIG. 1 illustrates that execution environment **102** includes a processor **104**, such as one or more microprocessors; a physical processor memory **106** including storage locations identified by addresses in a physical memory address space of processor **104**; a persistent secondary storage **108**, such as one or more hard drives and/or flash storage media; an input device adapter **110**, such as a key or keypad hardware, a keyboard adapter, and/or a mouse adapter; an output device adapter **112**, such as a display and/or an audio adapter for presenting information to a user; a network interface component, illustrated by a network interface adapter **114**, for communicating via a network such as a LAN and/or WAN; and a communication mechanism that operatively couples elements **104-114**, illustrated as a bus **116**. Elements **104-114** may be operatively coupled by various means. Bus **116** may comprise any type of bus architecture, including a memory bus, a peripheral bus, a local bus, and/or a switching fabric.

**[0044]** As used herein a “processor” is an instruction execution machine, apparatus, or device. A processor may include one or more electrical, optical, and/or mechanical components that operate in interpreting and executing program instructions. Exemplary processors include one or more microprocessors, digital signal processors (DSPs), graphics processing units, application-specific integrated circuits (ASICs), optical or photonic processors, and/or field programmable gate arrays (FPGAs). Processor **104** may access machine code instructions and data via one or more memory address spaces in addition to the physical memory address space. A memory address space includes addresses identifying locations in a processor memory. The addresses in a memory address space are included in defining a processor memory. Processor **104** may have more than one processor memory. Thus, processor **104** may have more than one memory address space. Processor **104** may access a location in a processor memory by processing an address identifying the location. The processed address may be identified by an operand of a machine code instruction and/or may be identified by a register or other portion of processor **104**.

**[0045]** FIG. **1** illustrates a virtual processor memory **118** spanning at least part of physical processor memory **106** and may span at least part of persistent secondary storage **108**. Virtual memory addresses in a memory address space may be mapped to physical memory addresses identifying locations in physical processor memory **106**. An address space for identifying locations in a virtual processor memory is referred to as a virtual memory address space; its addresses are referred to as virtual memory addresses; and its processor memory is referred to as a virtual processor memory or virtual memory. The term “processor memory” may refer to physical processor memory, such as processor memory **106**, and/or may refer to virtual processor memory, such as virtual processor memory **118**, depending on the context in which the term is used.

**[0046]** Physical processor memory **106** may include various types of memory technologies. Exemplary memory technologies include static random access memory (SRAM) and/or dynamic RAM (DRAM) including variants such as dual data rate synchronous DRAM (DDR SDRAM), error correcting code synchronous DRAM (ECC

SDRAM), RAMBUS DRAM (RDRAM), and/or XDR™ DRAM. Physical processor memory **106** may include volatile memory as illustrated in the previous sentence and/or may include nonvolatile memory such as nonvolatile flash RAM (NVRAM) and/or ROM.

**[0047]** Persistent secondary storage **108** may include one or more flash memory storage devices, one or more hard disk drives, one or more magnetic disk drives, and/or one or more optical disk drives. Persistent secondary storage may include a removable data storage medium. The drives and their associated tangible computer readable storage media provide volatile and/or nonvolatile storage for computer-readable instructions, data structures, program components, and other data for execution environment **102**.

**[0048]** Execution environment **102** may include software components stored in persistent secondary storage **108**, in remote storage accessible via a network, and/or in a processor memory. FIG. **1** illustrates execution environment **102** including an operating system **120**, one or more applications **122**, and other program code and/or data components illustrated by other libraries and subsystems **124**. In an aspect, some or all software components may be stored in locations accessible to processor **104** in a shared memory address space shared by the software components. The software components accessed via the shared memory address space are stored in a shared processor memory defined by the shared memory address space. In another aspect, a first software component may be stored in one or more locations accessed by processor **104** in a first address space and a second software component may be stored in one or more locations accessed by processor **104** in a second address space. The first software component is stored in a first processor memory defined by the first address space and the second software component is stored in a second processor memory defined by the second address space.

**[0049]** Software components typically include instructions executed by processor **104** in a computing context referred to as a “process”. A process may include one or more “threads”. A “thread” includes a sequence of instructions executed by processor **104** in

a computing sub-context of a process. The terms “thread” and “process” may be used interchangeably herein when a process includes only one thread.

**[0050]** Execution environment **102** may receive user-provided information via one or more input devices illustrated by an input device **128**. Input device **128** provides input information to other components in execution environment **102** via input device adapter **110**. Execution environment **102** may include an input device adapter for a keyboard, a touch screen, a microphone, a joystick, a television receiver, a video camera, a still camera, a document scanner, a fax, a phone, a modem, a network interface adapter, and/or a pointing device, to name a few exemplary input devices.

**[0051]** Input device **128** included in execution environment **102** may be included in device **100** as FIG. **1** illustrates or may be external (not shown) to device **100**. Execution environment **102** may include one or more internal and/or external input devices. External input devices may be connected to device **100** via corresponding communication interfaces such as a serial port, a parallel port, and/or a universal serial bus (USB) port. Input device adapter **110** receives input and provides a representation to bus **116** to be received by processor **104**, physical processor memory **106**, and/or other components included in execution environment **102**.

**[0052]** An output device **130** in FIG. **1** exemplifies one or more output devices that may be included in and/or that may be external to and operatively coupled to device **100**. For example, output device **130** is illustrated connected to bus **116** via output device adapter **112**. Output device **130** may be a display device. Exemplary display devices include liquid crystal displays (LCDs), light emitting diode (LED) displays, and projectors. Output device **130** presents output of execution environment **102** to one or more users. In some embodiments, an input device may also include an output device. Examples include a phone, a joystick, and/or a touch screen. In addition to various types of display devices, exemplary output devices include printers, speakers, tactile output devices such as motion-producing devices, and other output devices producing sensory information detectable by a user. Sensory information detected by a user is referred herein to as “sensory input” with respect to the user.

**[0053]** A device included in and/or otherwise providing an execution environment may operate in a networked environment communicating with one or more devices via one or more network interface components. The terms “communication interface component” and “network interface component” are used interchangeably herein. FIG. 1 illustrates network interface adapter (NIA) **114** as a network interface component included in execution environment **102** to operatively couple device **100** to a network. A network interface component includes a network interface hardware (NIH) component and optionally a network interface software (NIS) component.

**[0054]** Exemplary network interface components include network interface controller components, network interface cards, network interface adapters, and line cards. A node may include one or more network interface components to interoperate with a wired network and/or a wireless network. Exemplary wireless networks include a BLUETOOTH network, a wireless 802.11 network, and/or a wireless telephony network (e.g., a cellular, PCS, CDMA, and/or GSM network). Exemplary network interface components for wired networks include Ethernet adapters, Token-ring adapters, FDDI adapters, asynchronous transfer mode (ATM) adapters, and modems of various types. Exemplary wired and/or wireless networks include various types of LANs, WANs, and/or personal area networks (PANs). Exemplary networks also include intranets and internets such as the Internet.

**[0055]** The terms “network node” and “node” in this document both refer to a device having a network interface component for operatively coupling the device to a network. Further, the terms “device” and “node” used herein may refer to one or more devices and nodes, respectively, providing and/or otherwise included in an execution environment unless clearly indicated otherwise.

**[0056]** The user-detectable outputs of a user interface are generically referred to herein as “user interface elements” or abbreviated as “UI elements”. More specifically, visual outputs of a user interface are referred to herein as “visual interface elements”. A visual interface element may be a visual output of a graphical user interface (GUI). Exemplary visual interface elements include windows, textboxes, sliders, list boxes, drop-down

lists, spinners, various types of menus, toolbars, ribbons, combo boxes, tree views, grid views, navigation tabs, scrollbars, labels, tooltips, text in various fonts, balloons, dialog boxes, and various types of button controls including check boxes and radio buttons. An application interface may include one or more of the elements listed. Those skilled in the art will understand that this list is not exhaustive. The terms “visual representation”, “visual output”, and “visual interface element” are used interchangeably in this document. Other types of UI elements include audio outputs referred to as “audio interface elements”, tactile outputs referred to as “tactile interface elements”, and the like.

**[0057]** A visual output may be presented in a two-dimensional presentation where a location may be defined in a two-dimensional space having a vertical dimension and a horizontal dimension. A location in a horizontal dimension may be referenced according to an X-axis and a location in a vertical dimension may be referenced according to a Y-axis. In another aspect, a visual output may be presented in a three-dimensional presentation where a location may be defined in a three-dimensional space having a depth dimension in addition to a vertical dimension and a horizontal dimension. A location in a depth dimension may be identified according to a Z-axis. A visual output in a two-dimensional presentation may be presented as if a depth dimension existed allowing the visual output to overlie and/or underlie some or all of another visual output.

**[0058]** A “user interface (UI) element handler” component, as the term is used herein, includes a component configured to send information representing a program entity for presenting a user-detectable representation of the program entity by an output device, such as a display. A “program entity” is an object included in and/or otherwise processed by an application or executable. The user-detectable representation is presented based on the sent information. Information that represents a program entity for presenting a user detectable representation of the program entity by an output device is referred to herein as “presentation information”. Presentation information may include and/or may otherwise identify data in one or more formats. Exemplary formats include image formats such as raw pixel data, JPEG, video formats such as MP4,



markup language data such as hypertext markup language (HTML) and other XML-based markup, a bit map, and/or instructions such as those defined by various script languages, byte code, and/or machine code. For example, a web page received by a user agent from a remote application provider may include HTML, ECMAScript, and/or byte code for presenting one or more UI elements included in a user interface of the remote application. Components configured to send information representing one or more program entities for presenting particular types of output by particular types of output devices include visual interface element handler components, audio interface element handler components, tactile interface element handler components, and the like.

**[0059]** A representation of a program entity may be stored and/or otherwise maintained in a presentation space. As used in this document, the term “presentation space” refers to a storage region allocated and/or otherwise provided for storing presentation information, which may include audio, visual, tactile, and/or other sensory data for presentation by and/or on an output device. For example, a buffer for storing an image and/or text string may be a presentation space as sensory information for a user. A presentation space may be physically and/or logically contiguous or non-contiguous. A presentation space may have a virtual as well as a physical representation. A presentation space may include a storage location in a processor memory, secondary storage, a memory of an output adapter device, and/or a storage medium of an output device. A screen of a display, for example, is a presentation space.

**[0060]** As used herein, the terms “program” and “executable” refer to any data representation that may be translated into a set of machine code instructions and may optionally include associated program data. The terms are used interchangeably herein. Program representations other than machine code include object code, byte code, and source code. Object code includes a set of instructions and/or data elements that either are prepared for linking prior to loading or are loaded into an execution environment. When in an execution environment, object code may include references resolved by a linker and/or may include one or more unresolved references. The context in which this

term is used will make clear the state of the object code when it is relevant. This definition can include machine code and virtual machine code, such as Java™ byte code. As used herein, the terms “application”, and “service” may be realized in one or more executables and/or in one or more hardware components. The terms are used interchangeably herein.

**[0061]**As used herein, the term “network protocol” refers to a formal set of rules, conventions and data structures that governs how computers and other network devices exchange information over a network. The rules, conventions, and data structures are said to be specified or defined in a specification and/or schema.

**[0062]**The term “network path” as used herein refers to a sequence of nodes in a network that are communicatively coupled for transmitting data in one or more data units of a specified network protocol between a pair of nodes in the network.

**[0063]**A “data unit”, as the term is used herein, is a data entity specified according to a network protocol for transmitting data contained in and/or otherwise identified by the data entity. A data unit is transmitted between a pair of nodes in a network path to send the data in and/or otherwise identified by the data unit from a source node to a destination node that includes a protocol endpoint of the network protocol. A network protocol explicitly and/or implicitly specifies and/or otherwise identifies a schema that defines one or more of a format for a valid data unit and a vocabulary for content of a valid data unit. One example of a data unit is an Internet Protocol (IP) packet. The Internet Protocol defines a format for an IP packet that defines a header for identifying a destination address that identifies a destination node and a payload portion for including a representation of data to be delivered to the identified destination node. The terms “data unit”, “data packet”, and “packet” are used interchangeably herein. One or more data units of a first network protocol may transmit a message of second network protocol. For example, one or more data units of the IP protocol may include a TCP message. In another example, one or more TCP data units may transmit an HTTP message.

**[0064]** How data is packaged in one more data units for a network protocol may vary as the data traverses a network path from a source node to a destination node. Data may be transmitted in a single data unit between two consecutive nodes in a network path. Additionally, data may be exchanged between a pair of consecutive nodes in several data units each including a portion of the data. Data received in a single data unit by a node in a network path may be split into portions included in several respective data units for transmitting to a next node in the network path. Portions of data received in several data units may be combined into a single data unit for transmitting by a node in a network path. For purposes of describing the subject matter, a data unit in which data is received by a node is referred to as a different data unit than a data unit in which the data is forwarded by the node.

**[0065]** A “protocol address”, as the term is used herein, for a network protocol is an identifier of a protocol endpoint that may be represented in a data unit of the protocol. For example 192.168.1.1 is an IP protocol address represented in a human readable format that may be included in an address portion of an IP header to identify a source and/or a destination IP protocol endpoint. A protocol address differs from a symbolic identifier, defined below, in that a symbolic identifier, with respect to a network protocol, maps to a protocol address. Thus, “www. mynode.com” may be a symbolic identifier for a node in a network when mapped to the protocol address 192.168.1.1. An identifier may be both a symbolic identifier and a protocol address depending on its role with respect to its use for a particular network protocol.

**[0066]** A node in a pair of nodes in a network path at one end of the sequence of nodes in the network path and/or the other end is referred to herein as a “path end node”. Note that a node may have two NICs with one NIC at each end of a network path. A network path may be included as a portion of another network path that communicatively couples a same pair of nodes. Data may be transmitted via the sequence of nodes in a network path between path end nodes communicatively coupled via the network path. Data may be transmitted in one or both directions depending on an ordering of the nodes in the sequence.

**[0067]** “Path information” is any information that identifies a network path and/or hop path for data transmitted via one or more specified network protocols. Path information may be identified by identifying network interfaces, NICs, nodes, and/or hops included in a network path. “Address information” is any information that identifies a protocol address that, for a network protocol, identifies a protocol endpoint. Address information may identify a unicast protocol address for a network protocol. In identifying a protocol endpoint, a protocol address identifies a node and a network interface. Those skilled in the art will understand upon reading the descriptions herein that the subject matter disclosed herein is not restricted to the network protocols described and/or their corresponding OSI layers. For ease of illustration, the subject matter is described in terms of protocols that correspond to OSI layer three, also referred to as network layer protocols, in general. Particular descriptions are based on versions of the Internet Protocol (IP). Address information may identify one or more protocol addresses. Exemplary protocol addresses include IP addresses, IPX addresses, DECNet addresses, VINES Internet Protocol addresses, and Datagram Delivery Protocol (DDP) addresses.

**[0068]** An “interaction”, as the term is used herein, refers to any activity including a user and an object where the object is a source of sensory data detected by the user. In an interaction the user directs attention to the object. An interaction may also include the object as a target of input from the user. The input from the user may be provided intentionally or unintentionally by the user. For example, a rock being held in the hand of a user is a target of input, both tactile and energy input, from the user. A portable electronic device is a type of object. In another example, a user looking at a portable electronic device is receiving sensory data from the portable electronic device whether the device is presenting an output via an output device or not. The user manipulating an input component of the portable electronic device exemplifies the device, as an input target, receiving input from the user. Note that the user in providing input is detecting sensory information from the portable electronic device provided that the user directs sufficient attention to be aware of the sensory information and provided that no

disabilities prevent the user from processing the sensory information. An interaction may include an input from the user that is detected and/or otherwise sensed by the device. An interaction may include sensory information that is detected by a user included in the interaction that is presented by an output device included in the interaction.

**[0069]** As used herein “interaction information” refers to any information that identifies an interaction and/or otherwise provides data about an interaction between a user and an object, such as a portable electronic device. Exemplary interaction information may identify a user input for the object, a user-detectable output presented by an output device of the object, a user-detectable attribute of the object, an operation performed by the object in response to a user, an operation performed by the object to present and/or otherwise produce a user-detectable output, and/or a measure of interaction. The term “operational component” of a device, as used herein, refers to a component included in performing an operation by the device.

**[0070]** Interaction information for one object may include and/or otherwise identify interaction information for another object. For example, a motion detector may detect user’s head turn in the direction of a display of a portable electronic device. Interaction information identifying the user’s head is facing the display may be received and/or used as interaction information for the portable electronic device indicating the user is receiving visual input from the display. The interaction information may serve to indicate a lack of user interaction with one or more other objects in directions from the user different than the detected direction, such as a person approaching the user from behind the user. Thus the interaction information may serve as interaction information for one or more different objects.

**[0071]** As used herein, any reference to an entity “in” an association is equivalent to describing the object as “identified” by the association, unless explicitly indicated otherwise.

**[0072]** As used herein, the term “communication” refers to information including a message sent and/or for sending via a network between communicants. A message

may include text data, audio data, and/or image data. The term “communicant” as used herein refers to a user included in a communication as a sender and/or a receiver of the information. A communicant is represented by a “communications agent” configured to operate in an execution environment to send data to and/or receive data from another communications agent, on behalf of the represented communicant, according to a communications protocol via network. A communications protocol defines and/or otherwise identifies an address space including communications addresses for delivering data sent in a communication from one communications agent to another. A communications protocol is a type of network protocol.

**[0073]** The term “communicant alias” as used herein refers to an identifier of a communicant in a communication where the communicant alias is not a communications address included in an address space of a communications protocol for sending and/or receiving data in the communication.

**[0074]** The term “attachment” as used herein refers to a portion of a communication that includes data from one communicant to another other than data in the message portion. A resource sent as an attachment is data that is typically not presented “inline” or in a message included in a message portion of a communication. Email attachments are perhaps the most widely known attachments included in communications. An email attachment is a file or other resource sent along with an email in a portion of the email separate from a message portion. As defined, other types of text communications as well as voice and video communications may include mount descriptor portions. A communication may include one or more resources as one or more attachments.

**[0075]** The terms “contactor” and “contactee” identify roles in a communication. A “contactor” provides information for identifying a “contactee” in a communication. A contactee may be included in a communication by a contactor and/or the contactor’s communications agent. A contactor and/or a contactee are roles of a user or communicant of a communications agent and may be a living being, a node, a component, and/or an application. Both a contactor and a contactee are communicants in a communication.

**[0076]**0076-The term “data object” as used herein refers to an entity, identifiable within a data store, for storing and/or accessing data. Exemplary data stores include file systems, directory service including DNS and LDAP, and data bases including relational databases and hierarchical databases, to name a few examples. Exemplary data objects include files and folders in a file system. Accessing a data object includes one or more of accessing data in the data object and accessing metadata, maintained by the data store, about the data object.

**[0077]**FIG. **3A** illustrates an arrangement of components in a system that operates in an execution environment, such as execution environment **102** in FIG. **1**. The arrangement of components in the system operates to perform the method illustrated in FIG. **2A**. The system illustrated includes a content manager component **302**, a descriptor handler component **304**, a data store navigator component **306**, and a mount service component **308**. A suitable execution environment includes a processor, such as processor **104**, to process an instruction in at least one of a content manager component, a descriptor handler component, and a data store navigator component, and a mount service component. FIG. **3B** illustrates an arrangement of components in a system that operates to perform the method illustrated in FIG. **2B**. The system illustrated includes a descriptor handler component **304**, a descriptor generator component **314**, a content manager component **302**, and a com-out component **318**. A suitable execution environment includes a processor, such as processor **104**, to process an instruction in at least one of a descriptor handler component, a descriptor generator component, a content manager component, and a com-out component.

**[0078]**Some components, illustrated in the drawings are identified by numbers with an alphanumeric suffix. A component may be referred to generically in the singular or the plural by dropping a suffix of a portion thereof of the component's identifier. For example, window UI elements, such as a window UI element **602a** in FIG. **6A**, a window UI element **602a** in FIG. **6A**, and their adaptations and analogs; are referred to herein generically as a window UI element **602** or window UI elements **602** when describing

more than one. Other components identified with an alphanumeric suffix may be referred to generically or as a group in a similar manner.

**[0079]** The arrangement of components illustrated in FIG. 4 may be adapted to operate in a number of execution environments to perform the method illustrated in FIG. 2A and/or the method illustrated in FIG. 2B. FIG. 4 is a block diagram illustrating the components of FIG. 3A, FIG. 3B, and/or analogs of the components of FIG. 3A and FIG. 3B, respectively adapted to operate in an execution environment 401 that includes and/or otherwise is provided by one or more nodes. FIG. 1 illustrates key components of an exemplary device that may at least partially provide and/or otherwise be included in an execution environment. The components illustrated in FIG. 4 may be included in or otherwise combined with the components of FIG. 1 to create a variety of arrangements of components according to the subject matter described herein.

**[0080]** As stated, the various adaptations and analogs of the arrangement in Fig. 3A as well as the various adaptations and analogs of the arrangement in Fig. 3B illustrated and described herein are not exhaustive. For example, those skilled in the art will see based on the description herein that arrangements of components for performing the method illustrated in Fig. 2A and the method illustrated in Fig. 2B may each be distributed across more than one node and/or execution environment. For example, such arrangements may operate at least partially in a browser in a one execution environment and at least partially in a server in another execution environment interoperating via a network.

**[0081]** Fig. 5 illustrates a first node 502 and a second node as exemplary devices that each may be included in and/or otherwise adapted for providing an instance, adaptation, and/or analog of execution environment 401 in Fig. 4. As illustrated in Fig. 5, first node 502 and a second node 504 are operatively coupled to a network 506 via respective network interface components enabling execution environment 401 of first node 502 and execution environment 401 of second node 504 to exchange data in a communication on behalf of communicants represented by the respective nodes.



**[0082]** Fig. 4 illustrates a communications agent **403** including an adaptation of the arrangement of components in Fig. 3A and an adaptation of the arrangement of components in Fig. 3B. A first communications agent **403** may operate, in execution environment **401** of first node **502**, on behalf of a first communicant to communicate with a second communicant represented by a second communications agent **403** operating in execution environment **401** of second node **504**.

**[0083]** An execution environment **401** is illustrated in Fig. 4 hosting communications agent **403**. Components in Fig. 4 are referenced for illustrative purposes in describing communications agents operating in an execution environment of first node **502** and an execution environment **401** of second node **504**. Exemplary communications agents include email clients, phone clients including Voice over Internet Protocol (VoIP) clients, instant messaging clients, short message service (SMS) clients, multimedia message service (MMS clients), multi-media communications clients including video phone clients, and other data transfer agents.

**[0084]** Communications agents **403** such as illustrated in Fig. 4, respectively operating in execution environment **401** of first node **502** and in execution environment **401** of second node **504** in Fig. 5 may interoperate via respective network stacks **405**. Communications agents **403** may communicate via one or more communications protocols. Fig. 4 illustrates communications protocol component **407** exemplifying a subsystem for exchanging data via network **506** according to one or more communications protocols, such as simple mail transfer protocol (SMTP), an instant messaging protocol, and/or a real-time voice and/or video protocol. A communication between communications agents **403** in execution environment **401** of first node **502** and execution environment **401** of second node **504** may include more than one type of data and may use one or more communications protocols in exchanging one or more types of data via network **506**.

**[0085]** Instances, adaptations, and/or analogs of communications agent **403** in Fig. 4, in execution environment **401** of first node **502** and in execution environment **401** of second node **504**, respectively, may communicate via discrete messages, a

request/reply protocol, a data streaming protocol, a session and/or connection-oriented protocol, a connectionless protocol, a real-time communications protocol, an asynchronous communication, a store and forward communications protocol, a reliable delivery communications protocol, a best-effort delivery communications protocol, and/or a secure protocol, to name a few communications options.

**[0086]** Fig. 4 illustrates communications agent **403** including a content manager component **402**. Content manager component **402** may interoperate with communications protocol layer component **407** and/or network stack **405** to receive data in one or more communications via network **506** with another communications agent in another node. Content manager component **402**, in FIG. 4, is operatively coupled, via com-in component **411**, to communications protocol component **407** and operates to receive the data from the other node.

**[0087]** Data received in a communication may include one or more data portions having respective content types. Exemplary content types include plain text, markup such as hypertext markup language (HTML), audio data, image data, and/or executable data. Executable data may include script instruction(s), byte code, and/or machine code. In Fig. 4, communications agent **403** includes one or more content handler components **413** to process data received according to its content type. A data type may be identified by a MIME type identifier. Exemplary content handler components **413** include text/html content handler components for processing HTML representations; application/xmpp-xml content handler components for processing extensible messaging and presence protocol (XMPP) streams including presence tuples, instant messages, and audio content handlers including and/or configured to retrieve suitable codices; video content handler components for processing video representations of various types; and still image data content handler components for processing various image data representations.

**[0088]** Content handler component(s) **413** process received data representations and may provide transformed data from the representations to one or more user interface element handler components **415**. One or more user interface element handler

components **415** are illustrated in a presentation controller component **417** in Fig. **4**. Presentation controller component **417** may manage visual, audio, and other types of output for its including application as well as receive and route detected user and other inputs to components and extensions of its including application, communications agent **403**. A user interface element handler component **415** may be adapted to operate at least partially in a content handler component **413** such as a text/html content handler component and/or a script content handler component. Additionally or alternatively, a user interface element handler component in an execution environment **401** may be received in a communication. For example, a communication, such as an email, may include an HTML content type portion and a script content type portion.

**[0089]**Figs. **6A-H** illustrate various user interfaces, some of which include window UI elements **602** presentable in a presentation space of a display device, such as output device **130** in Fig. **1**. A window UI element **602** may include a contactor UI element **604** for presenting an identifier of a communicant in the role of a contactor in a communication represented by the window UI element **602**. A window UI element **602** may also include a contactee UI element **606** for presenting one or more contactee identifier(s) identifying one or more communicants in the role of contactee(s) in the communication. A presentation space **608** may be included in each window UI element **602** for presenting a user message UI element **610** that may present a user message from one user to another. A presentation space **608** may also be provided for presenting one or more UI elements that correspond to user inputs for exchanging data in and/or otherwise managing a communication.

**[0090]**Data to send in a communication to a communications agent in execution environment **401** of second node **504** may be received by one or more content handler component(s) **413** operating in execution environment **401** of first node **502** to transform the data into one or more data representations suitable for transmitting in the communication and/or suitable for processing by the communications agent in execution environment **401** of second node **504**. The one or more data representations may be provided to content manager component **402** for sending in the communication

to execution environment **401** of second node **504**. Content manager component **402** may package the one or more data representations in a message formatted according to a communications protocol of the communications agent. Communications protocol component **407** may send the data according to the specification(s) of the communications protocol. Content manager component **402** may alternatively or additionally encode and/or otherwise transform one or more of the data representations so that the data may be sent in a data stream such as voice stream and/or a video stream in the communication to a communications agent via a network.

**[0091]** Content manager component **402** operating in execution environment **401** included in and/or otherwise provided by a node, such as execution environment **401** of first node **502**, may provide the packaged, encoded, and/or transformed data to communications protocol component **407** via a com-out component **418**. Com-out component **418** as described above operatively couples communications agent **402** to communications protocol component **407** according to an interface provided by communications protocol component **407** to send data in a communication according to a communications protocol. Communications protocol component **407** may further package and/or otherwise transform the data to send via network stack **405** for delivery via network **506** to another node, such as second node **504**.

**[0092]** As described above, a communications protocol may operate via one or more nodes in a network in a network path communicatively coupling a first node and a second node. Exemplary path nodes include mail relay nodes, phone switch nodes, and proxy nodes such as instant messaging proxies for communicating through firewalls. As indicated, proxy node **508** may operate as a path node.

**[0093]** A contactee is identified for sending data in a communication. A contactee may be represented by a communications address in an address space of a communications protocol. In one aspect, information identifying a communications address may be received from a communicant of a communications agent in an execution environment. In Fig. 4, presentation controller **417** and/or a UI element handler **415**, presenting and/or managing interaction with contactor UI element **604a** in Fig. 6A for execution

environment **401** of first node **502**, may receive a contactor alias in response to a user input corresponding to UI element handler **415**. The user/communicant of execution environment **401** of first node **502** may enter a contactor alias, such as “William”, via a keyboard and/or select a predefined communicant alias presented in a selection UI control element via a UI element handler component **415**. The user input may be detected by input driver **421**. Corresponding input information may be routed to presentation controller **417** by GUI subsystem **423**. GUI subsystem **423** operates to send presentation information to a display device via a graphics subsystem **425**. Communication agent **403** may identify a communication address associated with the contactor alias, “William”. Other communications address, such as for one or more contactees, may be received similarly and/or in any suitable manner. In an aspect, one or more contactor and/or contactee identifiers may be determined automatically.

**[0094]** Data may be sent in a communication according to a form or type of the communication and/or other attribute of the communication such as a security attribute, the amount of data to be sent, a priority setting, a task setting, and the like. Some forms of communication do not require a session and/or a connection between nodes representing communicants in the communication in order to send data between and/or among the nodes, while other forms of communication do. An email and/or instant message may use a store and forward model of delivery.

**[0095]** Data may be sent in a communication in response to a communicant input. In FIG. **6A** a contactor may provide an input corresponding to reply UI element **612a** in Fig. **6A**. The input may be received by presentation controller component **417** and/or one or more UI element handlers **415** corresponding to reply UI element **612a**. In response to detecting the input, presentation controller component **417** may provide data to be sent in the communication to one or more content handler components **413** according to the content type(s) of the data to be sent.

**[0096]** The one or more content handler components **413** may encode, format, and/or otherwise transform the data for sending in a message, such as an email message. The one or more content handler components **413** may provide data to be sent to content

manager **402**, instructing content manager component **402** to send the data in the communication for delivery to a communications agent in execution environment **401** of second node **504**. Content manager component **402** interoperating with com-out component **418** may further format and/or transform the data for sending in the communication according to a communications protocol, for example according to an email communications protocol, by communications protocol component **407**. Communications protocol component **407** may send the communication for delivery to the communications agent in execution environment **401** of second node **504** via network **506**.

**[0097]** One or more path nodes may relay data sent in the communication between execution environment **401** of first node **502** and execution environment **401** of second node **504**. A path node may determine a next node and/or a network interface in a network path communicatively coupling execution environment **401** of first node **502** and execution environment **401** of second node **504** for exchanging data in a communication between communication agents **403** in the respective execution environments **401** of first node **502** and second node **504**.

**[0098]** For session-oriented and/or connection-oriented communication a session and/or connection may be established if a session/connection has not already been established. Data may be sent for delivery to a communications agent identified based on a contactee communications address during session and/or connection setup. For example, for a voice communication a voice communication may be established via a session initiation protocol. Communications protocol component **407** may operate according to the session initiation protocol specifications. Communications protocol component **407** operating in execution environment **401** of execution environment **401** of first node **502** may locate a communications agent by communicating with one or more nodes in network **506** according to the session initiation protocol. Communications protocol component **407** may locate a communications agent in execution environment **401** of second node **504**, based on a communications address for the contactee.

**[0099]** Once a communication session is established, such as a voice session, data may be sent according to the session communications protocol, such as RTP. Data may be sent according to the session initiation protocol in the communication for managing the voice communication session and/or for exchanging text, image, and/or other data outside of the voice session. One or more path nodes may be included in session and/or connection setup. Alternatively or additionally, one or more path nodes may be included in a network path in a session and/or connection.

**[0100]** With reference to FIG. 2A, a block 202 illustrates that the method includes receiving, by a first communications agent in a first execution environment according to a first communication protocol via a network from a second communications agent in a second execution environment, a first message, in a communication and addressed to a first user represented by the first communications agent, that includes a mount descriptor that identifies a data object in a second data store in the second execution environment. Accordingly, a system for sharing a data object in a data store via a communication includes means for receiving, by a first communications agent in a first execution environment according to a first communication protocol via a network from a second communications agent in a second execution environment, a first message, in a communication and addressed to a first user represented by the first communications agent, that includes a mount descriptor that identifies a data object in a second data store in the second execution environment. For example, the arrangement in FIG. 3A, includes content manager component 302 that is operable for receiving, by a first communications agent in a first execution environment according to a first communication protocol via a network from a second communications agent in a second execution environment, a first message, in a communication and addressed to a first user represented by the first communications agent, that includes a mount descriptor that identifies a data object in a second data store in the second execution environment. FIG. 4 illustrates content manager component 402 as an adaptation and/or analog of the content manager component 302 in FIG. 3A. One or more content manager components 402 operate in an execution environment 401. The system for

sharing a data object in a data store via a communication includes one or more processors and logic encoded in one or more tangible media for execution by the one or more processors that when executed is operable for receiving, by a first communications agent in a first execution environment according to a first communication protocol via a network from a second communications agent in a second execution environment, a first message, in a communication and addressed to a first user represented by the first communications agent, that includes a mount descriptor that identifies a data object in a second data store in the second execution environment.

**[0101]** FIG. 7 includes a data flow message that illustrates a first message **702**, including a mount descriptor, received via network **506** by execution environment **401** including and/or otherwise provided by first node **502**. First message **702** is sent via a communications protocol by a communications agent **403** in execution environment **401** including and/or otherwise provided by second node **504**.

**[0102]** First message **702** may be addressed to a user of execution environment **401** of first node **502** by a communications address, that identifies the user, from an address space of the communications protocol. First message may be from a user, identified by a communications address in the address space of the communications protocol and represented by communications agent **403** in of execution environment **401** of second node **504**. The communications protocol may include a protocol specified for exchanging at least one of an email, an instant message, a short messaging service message (SMS), a multi-media message (MMS), an audio message, a video message, and an attachment. First message **702** may include a user readable message from the user of execution environment **401** of second node **504**. Receiving first message **702** may include detecting the mount descriptor in first message **702** along with the user readable message.

**[0103]** As described above, content manager component **402** operating in execution environment **401** of first node **502** may interoperate with communications protocol layer component **407** and/or network stack **405** to receive data in one or more



communications via network **506** with another communications agent in another node. A communication may be direct and/or indirect, such via an email relay. Content manager component **402** in FIG. **4** operatively couples one or more content handler components **413** with network **506**, via com-in component **411**, communications protocol component **407**, and/or network stack **405** to receive and process the data from the other execution environment of the other node. Thus, content manager component **402** operating in execution environment **401** of first node **502** may receive data, such as sent via first message **702**, which includes a mount descriptor. FIG. **8A** includes an exemplary content portion **800a** of an email message. Content portion **800a** includes a user readable message portion **802a** and a mount descriptor portion **804a** described in more detail below. The received communication may include a message addressed to a user represented by communications agent **403** in execution environment **401** of first node **502**.

[0104] Returning to FIG. **2A**, a block **204** illustrates that the method further includes detecting the mount descriptor. Accordingly, a system for sharing a data object in a data store via a communication includes means for detecting the mount descriptor. For example, the arrangement in FIG. **3A**, includes descriptor handler component **304** that is operable for detecting the mount descriptor. FIG. **4** illustrates descriptor handler component **404** as an adaptation and/or analog of descriptor handler component **304** in FIG. **3A**. One or more descriptor handler components **404** operate in an execution environment **401**. The system for sharing a data object in a data store via a communication includes one or more processors and logic encoded in one or more tangible media for execution by the one or more processors that when executed is operable for detecting the mount descriptor. In FIG. **4**, descriptor handler component **404** is illustrated as a component of communications agent **403**.

[0105] FIG. **7** includes a data flow that illustrates a detect descriptor data flow **704** that may be internal to execution environment **401** of first node **502** and/or that may include a message received via network **506** by first node **502**. In an aspect, detect descriptor data flow **704** may illustrate a data flow to descriptor handler component **404** operating

in execution environment **401** of first node **502**. A mount descriptor may be identified to and/or otherwise provided to descriptor handler component **404**. Content handler component **402**, operating as described with respect to block **202** of FIG. **2A**, may identify and/or otherwise provide a mount descriptor to a descriptor handler component **404**.

**[0106]** Content manager component **402** may provide some or all of the data in a received message, such as first message **702**, to descriptor handler component **404**. Descriptor handler component **404** may identify and/or otherwise detect a mount descriptor in the message sent from the execution environment **401** of second node **504**. Content manager component **402** may interoperate with descriptor handler component **404** in identifying the mount descriptor. The mount descriptor may be identified for processing by descriptor handler component **404** by content manager component **402** according to a schema for the message. For example, a portion of an email message may include a MIME-type identifier that identifies a corresponding part of the email as a mount descriptor and/or otherwise identifies the part for routing to descriptor handler component **404** in communications agent **403** in execution environment **401** of first node **502**.

**[0107]** Returning to FIG. **2A**, a block **206** illustrates that the method yet further includes determining a first location in a first data store in the first execution environment. Accordingly, a system for sharing a data object in a data store via a communication includes means for determining a first location in a first data store in the first execution environment. For example, the arrangement in FIG. **3A**, includes data store navigator component **306** that is operable for determining a first location in a first data store in the first execution environment. FIG. **4** illustrate data store navigator components **406** as an adaptations and/or analogs of data store navigator component **306** in FIG. **3A**. One or more data store navigator components **406** operate in an execution environment **401**. The system for sharing a data object in a data store via a communication includes one or more processors and logic encoded in one or more tangible media for execution by the one or more processors that when executed is operable for determining a first

location in a first data store in the first execution environment. In FIG. 4, a data store navigator component **406** is illustrated as a component of application **403**.

**[0108]** FIG. 7 includes a data flow message that illustrates a locate data flow **706** that may be internal to execution environment **401** of first node **502** and/or that may include a message received via network **506** by first node **502**. Locate data flow **706**, in an aspect, illustrates a data flow to data store navigator component **406** operating in execution environment **401** of first node **502**. Data store navigator component **406** may be invoked automatically in response to detecting a mount descriptor. In another aspect, data store navigator component **406** may be invoked in response to a user input.

**[0109]** FIG. 6A illustrates a view window UI element **602a** as an exemplary user interface that may be presented by communications agent **403** operating in execution environment **401** of first node **502** to present data received in a communication, such as first message **702**, from execution environment **401** of second node **504**. FIG. 6A illustrates a contactor UI element **604a**, a contactee UI element **606a**, and a presentation space **608a** of the view window UI element **602a**. Presentation space **608a** includes a user message UI element **610a**. The various UI elements may be presented by one or more UI element handler components **415** in communications agent **403** in execution environment **401** of first node **502**. A reply UI element **612a** and a reply all UI element **614a** illustrate UI elements in presentation space **608a** presented to allow a user of the execution environment **401** of first node **502** to respond and/or otherwise instruct execution environment **401** of first node **502** to perform an operation based on the message received in the communication. FIG. 6A illustrates an attached mounts UI element **616a** identifying, based on the mount descriptor in first message **702**, a “Music” folder as a mountable folder from a data store of execution environment **401** of second node **504**.

**[0110]** In an aspect, determining a location in a data store for creating a representation of a data object may include presenting a navigation UI element for navigating the data store. The location may be determined in response to detecting a user input identifying the location. View window UI element **602a** in FIG. 6A includes a mount UI element

**618a** for receiving user input to display a navigation window UI element **620a** for identifying a location in a data store of execution environment **401** of first node **502** to mount and/or otherwise attach the remote “Music” folder identified in the mount descriptor. In response to an input directed to mount UI element **618a**, a corresponding UI element handler **415** may interoperate with data store navigator component **406** to present navigation window UI element **620a** that includes a presentation space **622a** for presenting a user detectable representation of one or more locations in a data store of execution environment **401** of first node **502**.

[0111] FIG. **6A** illustrates a mount UI element **624a** allowing a user to provide user input(s) to instruct communications agent **403** in execution environment **401** of first node **502** to request that a data object identified in the mount descriptor be attached to a location, identified in navigation window UI element **602b**, in the data store in execution environment **401** of first node **502**.

[0112] In another aspect, files and/or other data entities identified in a mount descriptor may be illustrated in a manner similar to attachments rather than in a separate UI element as in FIG. **6A**. Creating a representation of a data object may include receiving an indication by a communications agent to access the data object identified by a mount descriptor. In response, a location in a data store for creating the representation may be determined automatically. Further, in response to receiving the indication the representation may be created automatically at the location. Still further, in response to receiving the indication, the data object may be accessed via the network based on the mount descriptor.

[0113] In response to detecting the mount descriptor in first message **702**, execution environment **401** of first node **502** may present a view window UI element **602b** in FIG. **6B** including data received in the first message **702** to a user of execution environment **401** of first node **502** as described with respect to FIG. **6A**. Context menu **626b** provides UI elements to allow the user to instruct execution environment **401** of first node **502** to retrieve a data object, in response to an input corresponding to “Open” menu UI element **626b1**, identified in a mount descriptor received from execution environment

**401** of second node **504**. Context menu **626b** provides UI elements to allow the user to instruct execution environment **401** of first node **502** to attach and/or otherwise mount a representation of a data object, in response to an input corresponding to “Save...” menu UI element **626b2**, identified in a mount descriptor at a location in the data store of execution environment **401** of first node **502**.

[0114] Alternatively or additionally, a location for creating representation of a data object may be determined by detecting user input included in performing a drag and drop operation on a representation of the data object presented via an output device. The drag and drop operation may be performed to attach a data object identified in a received mount descriptor to create a representation of the data object at a location in a data store. FIG. **6B** includes a pointer UI element **628b** dragging a representation of the “Music” folder from remote attachments UI element **630b** in view window UI element **602b**. The representation of the “Music” folder is shown over a listing pane **632b**, in a navigation window UI element **634b**, showing data entities in the data store of execution environment **401** of first node **502** at a location identified in a path UI element **636b**.

[0115] FIG. **6C** illustrates another exemplary user interface that execution environment **401** of first node **502** may present to the user to allow the user to instruct execution environment **401** of first node **502** to mount and/or otherwise attach a representation of a data object identified in a mount descriptor to a location in a data store of execution environment **401** of first node **502**. Auto-response window **602c** may be presented in response to a mount descriptor received in a communication without a user message. Rather than a UI element for displaying a user message, a remote data object pane UI element **638c** may be presented that identifies data objects located and/or otherwise identified by execution environment **401** of second node **504** in a mount descriptor received by execution environment **401** of first node **502**. UI elements in presentation space **608c** are illustrated that allow a user to instruct execution environment **401** of first node **502** to retrieve a data object, in response to an input corresponding to “Open” UI element **640c**, identified in a mount descriptor received from execution environment **401** of second node **504**. Mount UI element **642c** allows the user to instruct execution

environment **401** of first node **502** to attach and/or otherwise mount a representation of a data object, identified in a mount descriptor at a location in the data store of execution environment **401** of first node **502**.

**[0116]** Returning to FIG. **2A**, a block **208** illustrates that the method yet further includes creating, based on the mount descriptor, a representation of the data object at the location, wherein accessing the representation includes accessing the data object from the second data store. Accordingly, a system for sharing a data object in a data store via a communication includes means for creating, based on the mount descriptor, a representation of the data object at the location, wherein accessing the representation includes accessing the data object from the second data store. For example, the arrangement in FIG. **3A**, includes mount service component **308** that is operable for creating, based on the mount descriptor, a representation of the data object at the location, wherein accessing the representation includes accessing the data object from the second data store. FIG. **4** illustrates mount service component **408** as an adaptation and/or analog of mount service component **308** in FIG. **3A**. One or more mount service components **408** operate in an execution environment **401**. The system for sharing a data object in a data store via a communication includes one or more processors and logic encoded in one or more tangible media for execution by the one or more processors that when executed is operable for creating, based on the mount descriptor, a representation of the data object at the location, wherein accessing the representation includes accessing the data object from the second data store. In FIG. **4**, a mount service component **408** is illustrated as a component of data store navigator component **406**.

**[0117]** FIG. **7** includes data flow message that illustrates an attach data flow **708** that may be internal to execution environment **401** of first node **502** and/or that may include a message received via network **506** by execution environment **401** of first node **502**. Attach data flow **708** illustrates a data flow to mount service component **408** operating in execution environment **401** of first node **502**. Mount service component **408** may be invoked automatically in response to detecting a mount descriptor in an aspect. In

another aspect, mount service component **408** may be invoked in response to a user input. A representation of a data object identified in a mount descriptor may be created automatically in response to detecting the mount descriptor and/or detecting a user input associated with the message in which the mount descriptor was received.

**[0118]** Once a location is identified, in a data store of an execution environment, for attaching and/or otherwise mounting a representation of a data object in a data store in another execution environment; any of a variety of means available to the execution environment mounting the data object may be utilized.

**[0119]** FIG. **8A** illustrates a mount descriptor identifying alternative URLs for accessing the “Music” folder in the data store in execution environment **401** of second node **504**. A Samba URL **808a** identifies a protocol and a location for accessing the “Music” folder. Mount service component **408** in execution environment **401** of first node **502** may interoperate with a Samba client (not shown) included in and/or associated with file system **427**, which in an aspect may be and/or may be included in the data store of execution environment **401** of first node **502**. Samba URL **808a** may include user identification and authentication information to the Samba client if needed. Alternatively, the Samba client and/or mount service **408** may receive such information from the user and/or from a pre-stored profile. In an aspect, the “Music” folder may be mounted, as a drive, in execution environment **401** of first node **502**.

**[0120]** In another aspect, a mount descriptor may identify a representation of a data object that is to be removed and/or otherwise unmounted. A first execution environment may detect a mount descriptor that identifies data object in a data store in a second execution environment. It may be determined that the data object is represented at a location in data store of the first execution environment. The representation may be removed based on the mount descriptor.

**[0121]** In yet another aspect, a mount descriptor may identify a printer accessible to second execution environment. A first execution environment may create a representation of the printer, accessible in the first execution environment, based on the mount descriptor. Accessing the representation of the printer may include accessing the

printer via the network. The printer may be accessed directly and/or indirectly, for example via the second execution environment. Samba as well as other services allows access to printers. Thus, a mount descriptor may identify a printer in and/or accessible to execution environment **401** of second node **504** to mount in execution environment **401** of first node **502**.

**[0122]**As an alternative and/or in case execution environment **401** of first node **502** does not include a Samba client and/or a compatible analog, a mount descriptor may specify one or more alternatives in addition to or instead Samba. For example, execution environments may be separated and/or otherwise blocked by one or more firewalls, Mount Service **408** may operate to mount the “Music” found via another identifier in mount descriptor **804a**. Web Distributed Authoring and Versioning (WebDAV) is an extension of the Hypertext Transfer Protocol (HTTP) that facilitates collaboration between users in editing and managing documents and files stored on World Wide Web servers. A WebDAV URL **810a** identifies HTTP as an access protocol and identifies a location in execution environment **401** of second node **504** for accessing the “Music” folder. Mount service component **408** in execution environment **401** of first node **502** may interoperate with a WebDAV client (not shown) included in and/or associated with file system **427**, which in an aspect may be and/or may be included in the data store of execution environment **401** of first node **502**. WebDAV URL **810a** may include user identification and authentication information to the WebDAV client if needed. Alternatively, the WebDAV client and/or mount service **408** may receive such information from the user and/or from a pre-stored profile. In an aspect, the “Music” folder may be mounted as a folder in, for example, a pre-existing Music folder in execution environment **401** of first node **502**. The two music folders may be presented as a merged entity. In another aspect, the “Music” folder identified in the mount descriptor may be mounted at a location in the pre-existing Music folder. The mounted folder may be renamed to distinguish it from a folder with the same name and/or to identify its source by user and/or by node, for example. Alternatives to WebDAV include the file transfer protocol FTP.



**[0123]** In yet another aspect, a representation of a data object may include and/or may otherwise be based on a replica of at least a portion of the data object. The replica may be synchronized with other replicas and/or an original data object. A mount service **408** may interoperate with an XtreamFS client to create a representation of a data object identified in a mount descriptor at location in a data store. XtreamFS replicates file data across multiple storage servers, which can be distributed worldwide. The replication algorithm is designed to handle problems and failure scenarios that can occur in distributed systems including message loss, network partitions, server crashes, and the like. When a replicated file is opened, XtreamFS automatically elects a primary replica for that file which processes all file operations. If the primary fails, one of the backup replicas will automatically take over after a short failover period. To an application accessing a file via XtreamFS a regular file and/or folder and a replicated representation behave the same or similarly.

**[0124]** For read-only access, replicas of an original folder and/or file may be created and distributed to various replication servers to enhance performance. Through replication a caching infrastructure may be built in order to reduce latency and bandwidth consumption. Partial replicas may be supported, in addition to or instead of full replicas. File, folder, and/or other data object metadata may also be replicated.

**[0125]** Thus, as described above, a representation of a remote data object may be created based on a mount descriptor that includes information for accessing the data object based on at least one of Samba, content management interoperability services (CMIS), Web Distributed Authoring and Versioning (WebDAV), Atom Publishing Protocol (AtomPub), file transfer protocol (FTP), RSS, SSH FTP, and an identified network file system.

**[0126]** Other distributed file systems that may be accessed to mount a representation of a data object identified in a mount descriptor at a location in a data store. The Andrew File System (AFS), the Distributed File System (DFS), and the Network File System (NFS). Atom Publishing Protocol (AtomPub), file transfer protocol (FTP), RSS, SSH

FTP, and content management interoperability services (CMIS) are other means for mounting a data object identified in a mount descriptor.

With reference to FIG. **2B**, a block **212** illustrates that the method includes receiving, by a second communications agent that represents a second user, data object information that identifies a data object in a second data store in a second execution environment that includes the second communications agent. Accordingly, a system for sharing a data object in a data store via a communication includes means for receiving, by a second communications agent that represents a second user, data object information that identifies a data object in a second data store in a second execution environment that includes the second communications agent. For example, the arrangement in FIG. **3B**, includes descriptor handler component **304** that is operable for receiving, by a second communications agent that represents a second user, data object information that identifies a data object in a second data store in a second execution environment that includes the second communications agent. FIG. **4** illustrates descriptor handler component **404** as an adaptation and/or analog of descriptor handler component **304** in FIG. **3B**. One or more descriptor handler components **404** operate in an execution environment **401**. The system for sharing a data object in a data store via a communication includes one or more processors and logic encoded in one or more tangible media for execution by the one or more processors that when executed is operable for receiving, by a second communications agent that represents a second user, data object information that identifies a data object in a second data store in a second execution environment that includes the second communications agent. In FIG. **4**, a descriptor handler component **404** is illustrated as a component of communications agent **403**.

[0127] FIG. **7** includes data flow message that illustrates a create mount descriptor (createMD) data flow **710** data flow to create and/or otherwise construct a mount descriptor that identifies a data object in a data store of execution environment **401** of second node **504**. Create mount descriptor data flow **710** in FIG. **7** may, in FIG. **4**, represent providing and/or otherwise identifying access information to descriptor

handler component **404** to process in creating a mount descriptor for a data object identified by the data object information. Create mount descriptor data flow **710** may be internal to execution environment **401** of second node **504** and/or may include interoperation by execution environment **401** of second node **504** via a network with another node.

**[0128]** FIG. **6D**, illustrates an edit window UI element **602d** that, in an aspect, may be presented by communication agent **403** in execution environment **401** of second node **504** in response to a user input to create a new email. In an aspect, a user of communications agent **403** operating in execution environment **401** of second node **504** may provide input corresponding to attach mount UI element **644d** in edit window UI element **602d**. A corresponding UI element handler component **415** may operate to invoke data store navigator component **406** to present a navigation window UI element **646d** to locate one or more data objects in response to user interaction. Data store navigation component **406** may interoperate with one or more UI element handlers **415**, directly or indirectly via descriptor handler component **404**, in an aspect, to present the navigation window UI element **646d** and its contents.

**[0129]** Navigation window UI element **646d** is presented to receive data object information in response to user input to identify a data object in a data store of execution environment **401** of second node **504**. A folder content pane UI element **648d** in navigation window UI element **646d** is presented including representations of one or more data objects at a location, identified in a path UI element **650d**. A pointer UI element **652d** illustrates a drag and drop operation of a “Music” folder represented in contents pane UI element **648d**, dropped on edit window UI element **602d**. In response, to detecting the drag and drop operation by one or more UI element handler components **415**, data store navigator component **406** may interoperate with the one or more UI element handle components **415** to provide data object information identifying the data object to descriptor handler component **404**.

**[0130]** Returning to FIG. **2B**, a block **214** illustrates that the method further includes creating a mount descriptor for accessing the data object from the second data store by

a first data store in a first execution environment including a first communications agent that represents a first user. Accordingly, a system for sharing a data object in a data store via a communication includes means for creating a mount descriptor for accessing the data object from the second data store by a first data store in a first execution environment including a first communications agent that represents a first user. For example, the arrangement in FIG. 3B, includes descriptor generator component 314 that is operable for creating a mount descriptor for accessing the data object from the second data store by a first data store in a first execution environment including a first communications agent that represents a first user. FIG. 4 illustrates descriptor generator component 414 as an adaptation and/or analog of descriptor generator component 314 in FIG. 3B. One or more descriptor generator components 414 operate in an execution environment 401. The system for sharing a data object in a data store via a communication includes one or more processors and logic encoded in one or more tangible media for execution by the one or more processors that when executed is operable for creating a mount descriptor for accessing the data object from the second data store by a first data store in a first execution environment including a first communications agent that represents a first user. In FIG. 4, descriptor generator component 414 is illustrated as a component of communications agent 403.

[0131]As described above, FIG. 7 illustrates a create mount descriptor (createMD) data flow 710. Create mount descriptor data flow 710 may result from a request from a remote node, described below, and/or may result in access information received in response to user input, also described above. Access information received by descriptor handler component 404 may be provided to and otherwise identified to a descriptor generator component 414 which may also be included in create mount descriptor data flow 710. Descriptor generator component 414 operates to create and/or otherwise construct a mount descriptor.

[0132]Data objects located and/or otherwise identified by data object information received by descriptor handler component 404 may be identified to descriptor generator component 414 to construct and/or otherwise create a mount descriptor identifying the

data objects. A descriptor handler component may be a type of content handler component that operates to process data object information to create a mount descriptor that conforms to a schema for creating and/or otherwise constructing a valid mount descriptor. The descriptor generator component **414** may construct and/or otherwise create a mount descriptor based on a schema that defines and/or otherwise identifies a valid mount descriptor for a particular type of communication supported by a communications agent. The mount descriptor is constructed and/or otherwise created, based on the data object information, by the descriptor generator component **414**.

**[0133]**Descriptor generator component **414** in execution environment **401** of second node **504** may provide the mount descriptor to content manager component **402** to include and/or otherwise identify the mount descriptor in a communication with execution environment **401** of first node **502**, such as an email and/or instant message. Content manager component **402** may interoperate with other types of content handler components **413** to create and/or otherwise construct a message that includes the valid mount descriptor.

**[0134]**A mount descriptor may be included in a message according to a protocol schema that identifies the message as valid according to a communications protocol. In an aspect, the descriptor generator component **414** may interoperate with the content manager component **402** to create a valid mount descriptor according to a specified schema for the message, so that the message is valid according to a communications protocol supported by a communications protocol component **407** that operates to send the message. As described above, the content manager component **402** may operate in execution environment **401** of second node **504** along with a descriptor generator component **414** to transform data object information into a mount descriptor to include along with data for other parts of a communication into one or more representations suitable for transmitting in a communication, such as a message, to another node, such as first node **502**. Some or all of the representations transmitted are suitable for processing by the communications agent in execution environment **401** of first node **502**. The content manager component **402** in the execution environment **401** of second

node **504** may package the one or more data representations including a representation of the mount descriptor into a message formatted according to the communications protocol.

**[0135]** A descriptor generator component **414** and/or a content manager component **402** may operate to construct a mount descriptor in a communication. A content type identifier may be included in a position and/or location that identifies a mount descriptor in a communication. The position or location may be absolute or relative. For example, a schema for a communication may define that a mount descriptor in a communication is included in the communication at the end of the communication. There may be one or more mount descriptors at the end. In another aspect, a schema for a communication may specify that a portion of a communication following a particular type of message portion is a mount descriptor. Other mount descriptors may follow. If no mount descriptor is included, the mount descriptor portion may include no content or may include an indicator that no mount descriptor is included.

**[0136]** FIG. **8A** includes an exemplary content portion **800a** of an email message. Content portion **800a** includes a user message portion **802a** and a mount descriptor portion **804a** described in more detail above. FIG. **8A** illustrates an “application/mount-descriptor” MIME type identifier that may be defined to identify a schema for content including one or more mount descriptors. FIG. **8A** illustrates a mount descriptor **804a** including two identifiers for the “Music” folder. A first identifier **808a** illustrates a Samba URL for accessing the “Music” folder via a Samba file sharing system. The second identifier **810a** illustrates a WebDAV HTTP URL that may allow a receiving node to access the identified data object via a WebDAV server operating in and/or available to an execution environment sending the mount descriptor **804a**. An FTP URL **812a** illustrates a file transfer protocol (FTP) that may allow a receiving node to access the identified data object via a FTP server operating in and/or available to an execution environment sending the mount descriptor **804a**.

**[0137]** Other means are described about with respect to operation of the method illustrated in FIG. **2A**. All such means are suitable for performing the method illustrated in FIG. **2B**.

**[0138]** Returning to FIG. **2B**, a block **216** illustrates that the method yet further includes including, by the second communications agent, the mount descriptor in a first message, addressed to the first user. Accordingly, a system for sharing a data object in a data store via a communication includes means for including, by the second communications agent, the mount descriptor in a first message, addressed to the first user. For example, the arrangement in FIG. **3B**, includes content manager component **302** that is operable for including, by the second communications agent, the mount descriptor in a first message, addressed to the first user. FIG. **4** illustrates content manager component **402** as an adaptation and/or analog of content manager component **302** in FIG. **3B**. One or more content manager components **402** operate in an execution environment **401**. The system for content manager includes one or more processors and logic encoded in one or more tangible media for execution by the one or more processors that when executed is operable for including, by the second communications agent, the mount descriptor in a first message, addressed to the first user. In FIG. **4**, a content manager component **402** is illustrated as a component of application **403**.

**[0139]** As described above, FIG. **7** illustrates first message **702**, including a mount descriptor, sent via network **506** by execution environment **401** of second node **504** to execution environment **401** of first node **502**. In an aspect described below, first message **702** may be sent in response to previous message **708**.

**[0140]** A mount descriptor generated by a descriptor generator component **414**, along with a user message and any other data to include in a communication, may be provided and/or otherwise identified to content manager component **402** for sending in the communication. The content manager component **402** in execution environment **401** of second node **504** may package data from descriptor generator component **414**

including a representation of the mount descriptor into the message formatted according to the communications protocol.

**[0141]** Returning to FIG. **2B**, a block **218** illustrates that the method yet further includes sending, via a communications protocol via the network by the second communications agent, the first message for delivery to the first communications agent to create, based on the mount descriptor, a representation, of the data object in the first data storage, that when accessed includes accessing the data object from the second data store. Accordingly, a system for sharing a data object in a data store via a communication includes means for sending, via a communications protocol via the network by the second communications agent, the first message for delivery to the first communications agent to create, based on the mount descriptor, a representation, of the data object in the first data storage, that when accessed includes accessing the data object from the second data store. For example, the arrangement in FIG. **3B**, includes com-out component **318** that is operable for sending, via a communications protocol via the network by the second communications agent, the first message for delivery to the first communications agent to create, based on the mount descriptor, a representation, of the data object in the first data storage, that when accessed includes accessing the data object from the second data store. FIG. **4** illustrates com-out component **418** as an adaptation and/or analog of com-out component **318** in FIG. **3B**. One or more com-out components **418** operate in an execution environment **401**. The system for sharing a data object in a data store via a communication includes one or more processors and logic encoded in one or more tangible media for execution by the one or more processors that when executed is operable for sending, via a communications protocol via the network by the second communications agent, the first message for delivery to the first communications agent to create, based on the mount descriptor, a representation, of the data object in the first data storage, that when accessed includes accessing the data object from the second data store. In FIG. **4**, a com-out component **418** is illustrated as a component of application **403**.



**[0142]** Com-out component **418** may provide the mount descriptor, the user message, and any other data for sending in the communication in representations suitable for sending by communications protocol component **407** to the communications agent in execution environment **401** of first node **502**. Communications protocol component **407** operating in execution environment **401** of second node **504** may send the data as and/or in a communication, such as an email message, according to the specification(s) of the communications protocol. Communications protocol component **407** may further package and/or otherwise transform the data to send via network stack **405** for delivery via network **506** to execution environment **401** of first node **502**.

**[0143]** Content manager component **402** may alternatively or additionally encode and/or otherwise transform one or more of the data representations for sending in a data stream such as voice stream and/or a video stream for communicating in a communication with the communications agent in execution environment **401** of first node **502**.

**[0144]** The methods illustrated in FIG. **2A-B** may include additional aspects supported by various adaptations and/or analogs of the arrangement of components in FIG. **3A-B**.

**[0145]** In an aspect, a mount descriptor may be received as a response to a data object request in a message previously sent. A data object request may include some or all of a keyword expression, a regular expression, an XQuery expression, an XPath expression, a file system path expression, and a structured query language statement.

**[0146]** The previously sent message may include the data object request in the message separate from a user readable message. The user readable message may be detected by a receiving execution environment along with the data object request. The data object request may be included in the previously sent message according to a schema that identifies the message as valid according a communications protocol by which the message was sent in the communication.

**[0147]** The data object request may include match information identifying a matching criterion for locating and/or otherwise identifying a data object to be mounted. With respect to FIG. **4** and FIG. **5**, execution environment **401** of first node **502** may request

a mount descriptor from execution environment **401** of second node **504**. FIG. 7 includes a data flow message that illustrates a match information data flow **712** that may occur at least partially in execution environment **401** of first node **502** and/or may include a message (not shown) received via network **506** by execution environment **401** of first node **502**. Match information data flow **712** may represent, in FIG. 4, a data flow to an identify mount constructor (IMC) component **410** operating in execution environment **401** of first node **502**. The data flow may be via descriptor handler component **404**.

**[0148]** Sending a message including a data object request may include receiving, by a first execution environment, matching information, identifying a data object matching criterion, from a first user. The message, including a data object request based on the data object matching criterion, may be sent, via the network, to a second execution environment. The message is addressed to the second user. The data object request may be included in the message according to a schema that identifies the previous message as valid according a communications protocol in the communication. A mount descriptor may be received in a subsequent message, in response to sending the data object request.

**[0149]** In various aspects, IMC component **410** may receive matching information from a user via one or more UI element handler components **415**. The matching information may be received, in response to a user input detected by an input device of an execution environment **401** that includes the IMC component **410**. Alternatively or additionally, matching information may be received by an IMC component in a message received via a network. For example, a user may identify matching information to a browser operating in a client node. The browser may send the matching information via a network communicatively coupling the client node to a web service provider node. The web service provider node may include an IMC component that may operate to receive the matching information identified in the message from the browser. In another aspect, an IMC component may be provided in whole or in part by execution environment **401** of node **502** to a browser in another execution environment.

**[0150]** FIG. 6E illustrates an exemplary user interface that may be presented by communications agent **403** operating in execution environment **401** of first node **502**. A UI element handler component **415** may operate to present a user interface element to allow a user to identify matching information. A matching information (MI) UI element **656e** is illustrated in FIG. 6E as an example. The same or different UI element handler component **415** may present various other UI elements included in MI UI element **656e**. MI UI element **656e** and one or more UI elements it includes may be presented by one or more corresponding UI element handler component(s) **415** that may operate based on a schema that defines valid matching information and/or data object requests for including in a communication via a communications agent **403**. The schema defines one or more rules and/or a vocabulary that defines whether matching information and/or a data object request is valid. Those skilled in the art will understand that numerous languages and/or schemas for providing matching information and/or data object requests currently exist including relatively simple key word based queries to relatively more complicated regular expression languages and data base query languages, such as various versions of structured query language (SQL). New schemas are and will be created, and are, thus, considered within the scope of the subject matter described herein.

**[0151]** MI UI element **656e** illustrates a user interface for a keyword based schema. Match textbox UI element **658e** illustrates a textbox allowing a user to enter a keyword expression. Various checkbox UI elements **660e** allow a user to define a scope of a data object request by identifying whether a resulting data object request is to be applied to folders, files, and/or content of files in a data store. A communications agent **403** may support more than one data object request schema and/or corresponding matching information schema. A communications agent may provide a user interface to receive valid matching information for each respective schema.

**[0152]** FIG. 7 includes data flow message that illustrates a create data object request (CIReq) data flow **714** that may be internal to execution environment **401** of first node **502** and/or may include a message received via network **506** by first node **502**. With

respect to FIG. 4, CIReq data flow 714 may illustrate a data flow to an IMC component 410 operating in execution environment 401 of first node 502. Match information may be identified to and/or otherwise provided to IMC component 410.

**[0153]** An IMC component 414 may be a type of content handler component and/or may be included in a content handler component that operates to process match information to create a data object request that conforms to a schema for creating and/or otherwise constructing a valid data object request. IMC component 410 may construct and/or otherwise create a data object request based on a schema that defines and/or otherwise identifies a valid data object request and/or a valid mount descriptor for a particular type of communication supported by a communications agent. The data object request descriptor is constructed and/or otherwise created, based on the match information, by IMC component 410. IMC component 410 in execution environment 401 of first node 502 may provide the data object request to content manager component 402 to include and/or otherwise identify the data object request in a communication with execution environment 401 of second node 504, such as email and/or instant message. Content manager component 402 may interoperate with other types of content handler components 413 to create and/or otherwise construct a message that includes the valid data object request.

**[0154]** In an aspect, IMC component 410 may interoperate with the content manager component 402 to create the valid data object request according to a specified schema for the message, so that the message is valid according to a communications protocol supported by a communications protocol component 407 that operates to send the message. As described above, the content manager component 402 may operate in execution environment 401 of first node 502 along with IMC component 410 to transform match information into a data object request to include along with data for other parts of a communication into one or more representations suitable for transmitting in a communication, such as a message, to another node, such as second node 504. Some or all of the representations transmitted are suitable for processing by the communications agent in execution environment 401 of second node 504. The

content manager component **402** in the execution environment **401** of first node **502** may package the one or more data representations including a representation of the data object request into a message formatted according to the communications protocol.

**[0155]** In FIG. **8B**, a portion of an email communication **800b** is illustrated formatted as a multipart/mixed content type including data object request portion **802b**. A data object request portion of a communication may be identified as a data object request by its location in the communication and/or by an identifier or markup element, such as a MIME type identifier. A data object request may be detected based on content included in the message and/or based on metadata such as content-type header **804b** identifying a MIME type identifier, such as “application/id-request”, which may be defined for representing one or more matching criteria in a data object request. The “application/id-request” MIME type identifier is exemplary. Other MIME type identifiers exist and/or may be defined to identify a data object request in a communication.

**[0156]** An IMC component and/or a content manager component may operate to construct a data object request in a communication based on XQuery, regular expression, and/or SQL content, to name a few examples. A content type identifier may be included in a position and/or location that identifies a data object request in a communication. The position or location may be absolute or relative. For example, a schema for a communication may define that a data object request in a communication is included in the communication at the end of the communication. There may be one or more data object requests at the end. In another aspect, a schema for a communication may specify that a portion of a communication following a particular type of message portion is a data object request. Other data object requests may follow. If no data object request is included, the data object request portion may include no content or may include an indicator that no data object request is included.

**[0157]** FIG. **8B** illustrates an “application/id-request” MIME type identifier that may be defined to identify a schema for an XML-based language for specifying id-request XML documents. FIG. **8B** illustrates id-request document **806b**. Id-request document **806b**,

as illustrated, includes criterion tag elements **808b** corresponding to the form elements in a user interface FIG. **6A**. A criterion tag element **808b** identifies a matching criterion name, such as “query” indicating that the criterion is a query expression or a portion thereof. A “type” attribute identifies a schema with the identifier “keyword” for the expression. The criterion tag element **808b** identifies a value for a query “\*music\*” in a match-expression attribute. Another criterion tag element **808b** specifies a scope query specified in the first criterion tag element. FIG. **8B** illustrates an “and” tag **810b** indicating that all the matching criteria must be met for identifying a data object. An “or” tag (not shown) may be defined by a schema for id-request documents. Other operator elements and operator precedence may be defined by the schema. Grouping elements for managing operator precedence, such as parenthesis element, may be defined by the schema.

**[0158]** FIG. **7** includes a data flow that illustrates a previous message **716** (with respect to first message **702**) including a data object request. Previous message **716**, as shown, may be sent via network **506** by execution environment **401** of first node **502** to execution environment **401** of second node **504**. In an aspect, first message **702** may be sent in response to previous message **716**.

**[0159]** In various aspects, a data object request may be based on a date, a time, a length of time, a file type, a database record key, content of the data object, a content type identifier, a format rule, a vocabulary, a role of a user, a security attribute, a location in a data store such as a file system, an attribute of an identified data object, a size, a task, a transaction, a state, a user, a group, a requester, a relationship including a requesting user and a responding user, a keyword, a tag, a folder, and/or a path portion of a data object identifier, to name a few examples.

**[0160]** A descriptor handler component in an execution environment may receive data object information in response to a request from a communications agent in another execution environment. As described above, FIG. **7** illustrates previous message **716**, including a data object request, received via network **506** by execution environment **401** of second node **504** from execution environment **401** of first node **502**.

**[0161]** In addition to packaging representations of data in a structure and/or format for sending a message according to a communications protocol, a content manager component **402** may operate to detect a data object request received and/or otherwise identified in a message received in a communication. Content manager component **402** operating in execution environment **401** of second node **504** may receive the message, illustrated by previous message **716**, in a communication with execution environment **401** of first node **502**. Com-in component **411** in execution environment **401** of second node **504** may receive the message via communication protocol component **407** and network stack **405**. Previous message **716** may be delivered to execution environment **401** of second node **504** via network **506** based on a communications address of a communicant represented by communications agent **403** in execution environment **401** of second node **504**. A communications agent may represent more than one communicant identified by different addresses.

**[0162]** Previous message **716** in Fig. **7** may be received in one or more packets via network **506** by network stack **405** and communications protocol component **407** in an instance of and/or analog of execution environment **401** including and/or otherwise provided by second node **504**. The data in the communication may be received by com-in component **411**. Com-in component **411** may provide the data to content manager component **402**. Content manager component **402** may determine one or more content types of the data. The content and/or portions of the content may be provided to one or more content type handler components **413** based on the one or more content types identified by content manager component **402**. For example, FIG. **8B** illustrates message portion **812b** including “text/plain” MIME type identifier **814b** as a content type identifier. Message portion **812b** may be provided to a text/plain content handler **413**. Audio data in a voice communication may be provided to an audio content handler component **413**, and video data in a video communication may be provided to a video content handler component **413**.

**[0163]** FIG. **7** includes a data flow message that illustrates a detect data object request (detectOReq) data flow **718** that may be internal to execution environment **401** of

second node **504** and/or may include interoperation with another node via a network. With respect to FIG. **4**, detect data object request data flow **718** may correspond to a data exchange and/or other interoperation between content handler component **402** and descriptor handler component **404** to detect and/or otherwise process the data object request received in previous message **716** by execution environment **401** of first node **504**. FIG. **7** further includes a data flow message that illustrates a locate message **720**, that may be included in an aspect of the method illustrated in FIG. **2B**, for locating one or more data objects based on the data object request. The data object request may include and/or otherwise identify a matching criterion. The matching criterion may be identified based on match information identified by the communicant represented by execution environment **401** of first node **502**. The one or more data objects may be located and/or otherwise identified by determining a data object or data objects that match the matching criterion. The data object(s) may be in a data store in and/or otherwise accessible to execution environment **401** of second node **504**, such as one or more files in a file system of execution environment **401** of second node **504**. Locate message **720** may be internal to execution environment **401** of second node **504** and/or may include a message exchanged with a remote device, such as database server and/or a network attached storage device providing storage locations for some or all of a file system of execution environment **401** of second node **504**.

**[0164]** Com-in component **411** in execution environment **401** of second node **504**, as described above, provides the previous message **716**, received from execution environment **401** of first node **502**, to content manager component **402**. Content manager component **402** is operatively coupled, via com-in component **411**, to communications protocol component **407** for receiving data in communications with other nodes, such as execution environment **401** of first node **502**. Thus, execution environment **401** of second node **504** may receive a message via a com-in component **411** in a communication with execution environment **401** of first node **502**. The message may include a data object request based on match information identified by a user to communications agent **403** in execution environment **401** of first node **502**.



**[0165]** Data received in a communication, such as in a message, may include data of various content types. In Fig. 4, communications agent **403** in execution environment **401** of second node **504** includes one or more content handler components **413** to process data received according to its content type. Content manager component **402** may detect and/or otherwise identify a portion of the message as the data object request sent from execution environment **401** of first node **502**. The data object request may be identified by content manager component **402** according to a schema for the message and/or a schema for the data object request. For example, a portion of the message may include a MIME-type identifier that identifies the portion as a data object request and/or otherwise identifies the portion for routing to descriptor handler component **404** operating in and/or otherwise on behalf of execution environment **401** of second node **504**. Alternatively or additionally, the data object request may have structure and/or content that is valid and identifiable according to a schema for defining and/or otherwise identifying valid data object requests. A descriptor handler component may be provided as a type of content handler component, in an aspect. Alternatively or additionally, a descriptor handler component may interoperate with one or more content handler components to detect a data object request in a message received by a content manager component.

**[0166]** As such, descriptor handler component **404** may operate along with other content handler components **413** to process data representations received in the message **716** from execution environment **401** of first node **502**. Descriptor handler component **404** may also provide transformed data from the representations to one or more user interface element handler components **415**. Descriptor handler component **404** operates to validate and process data object requests according to a schema defining valid data object requests. Various portions of a message including a data object request may be provided to one or more content handler components **413**, including descriptor handler component **404**, to interoperate with presentation controller component **417** in execution environment **401** of second node **504** to present some or all of the received message, including the data object request.

[0167] FIG. 6F illustrates a window, view window UI element **602f**, presenting an exemplary representation of a message, such as previous message **716**, received in a communication from execution environment **401** of first node **502** by second node **504**. FIG. 6F, view window UI element **602f** includes a contactor UI element **604f**, a contactee UI element **606f**, and a presentation space **608f** of the view window UI element **602g** that includes a user message UI element **610f** including a text portion of the message provider by the communicant represented by execution environment **401** of first node **502**. The various UI elements may be presented by one or more UI element handler components **415** in communications agent **403** operating in execution environment **401** of second node **504**. A reply UI element **662f** and a reply all UI element **664f** are illustrated as exemplary UI elements in presentation space **608f** presented to allow a user of execution environment **401** of second node **504** to respond and/or otherwise perform an operation based on the received message. FIG. 6F illustrates a data object request UI interface element **666f** where the data object request identified in the message from execution environment **401** of first node **502** is represented to the communicant represented by the execution environment **401** of second node **504**. In an aspect, the communicant is allowed to authorize the request by providing an input corresponding to a find and reply UI element **668f**. In another aspect, the communicant may allowed to modify the data object request.

[0168] As described herein in an aspect, content manager component **402** may detect content type information to detect a data object request in a communication. For example, the message portion illustrated in FIG. 8B may be received in previous message **716**. Content manager component **402** may detect “application/id-request” MIME type identifier in content-type header **804b**. The “application/id-request” MIME type identifier may be defined to identify a data object request based on one or more matching criteria for identifying a requested data object. Content manager component **402** may identify data object request portion **802b** as including the data object request.

[0169] In response to detecting a data object request in previous message **716**, content manager component **402** may provide data some or all of the data object request to

descriptor handler component **404**. For example, descriptor handler component **404** may be configured to operate according to a schema defining a format and/or a vocabulary for an XML-based language for id-request documents. Content manager component **402** may provide id-request document **806b**, as a data object request, to descriptor handler component **404**. Descriptor handler component **404** may operate according to the id-request schema. In an aspect, descriptor handler component **404** may process more than one data object request content type. Alternatively or additionally, execution environment **401** may include multiple descriptor handler components **404** for supporting multiple data object request content types.

**[0170]**As described above, in an aspect, a user may be allowed to select which data objects, if any, are to be identified in a mount descriptor from one or more data objects located and/or otherwise identified by descriptor handler component **404** based on a received data object request. In another aspect, communications agent **403** in Fig. **4** may invoke descriptor handler component **404** automatically to locate one or more data objects based on a matching criterion identified in a data object request and in response to detecting a data object request in a communication, such previous message **716** in FIG. **7**. In another aspect, communications agent **403** may invoke descriptor handler component **404** automatically to locate one or more data objects based on a data object request in a communication in response to detect an indication to present, via a output device, some or all of a user message received in a message in the communication. Descriptor handler component **404** may be invoked and/or may operate based on the data object request and/or matching criterion identified to locate a data object prior to, during, and/or after other content received in the communication is processed. Results of a locate operation may be received as data object information.

**[0171]**FIG. **6G** illustrates a results window UI element **670g** includes results pane UI element **672g** including representations of two data objects located and/or otherwise identified by data store navigator component **406** based on the data object request. A user may select one or more data objects to identify in a mount descriptor. An attach UI element **674g** may be presented, as illustrated, to allow a user to instruct

communications agent **403** to identify one or more selected data objects in results pane UI element **672g** in a mount descriptor. An attach all UI element **6774g** is illustrated to allow for user input instructing communication agent **403** to identify all data objects represented in the UI element **670g** in one or more mount descriptors in a communication with execution environment **401** of first node **502**. A cancel UI element **678g** allows a user to end presentation of results window UI element **670g**. A user may opt to identify no data objects represented in the dialog UI element **670g** and located and/or otherwise identified by data store navigator component **406** based on the data object request.

**[0172]** Data objects located and/or otherwise identified by data store navigator component **406** may be identified in data object information to descriptor generator component **414** to construct and/or otherwise create one or more mount descriptors identifying the data objects. As described above, a user may be allowed to select which data objects, if any, are to be identified in a mount descriptor from one or more data objects located and/or otherwise identified by data store navigator component **406**. In another aspect, communications agent **403** in Fig. **4** may invoke data store navigator component **406** automatically to locate one or more data objects based on a matching criterion identified in a data object request and in response to detecting a data object request in a communication. In another aspect, communications agent **403** may invoke data store navigator component **406** automatically to locate one or more data objects based on a data object request in a communication in response to detecting an indication to present, via a output device, some or all of a user readable message received in a message in the communication. Data store navigator component **406** may be invoked and/or may operate based on the data object request and/or matching criterion identified to locate a data object prior to, during, and/or after other content received in the communication is processed.

**[0173]** In another aspect, a data object request UI element may be presented to receive one or more additional matching criteria from a user. Based on the data object request UI element and input from the user, descriptor handler component **404** may receive one

or more additional matching criterion information and/or may receive input to modify a matching criterion identified in a received data object request. Descriptor handler component **404** may locate one or more data objects in response to receiving the additional criterion.

**[0174]** In another aspect, a data object located and/or otherwise identified by data object information in response to receiving a data object request must match a query identified by the data object request. Alternatively or additionally, a data object request may include an instruction and/or input for generating a data object, and locating the data object may include generating the data object. Generating a data object may include creating the data object and/or may include modifying and/or otherwise transforming an existing data object. For example, execution environment **401** of second node **504** may include a template stored in a file system. A data object request may identify the template. A descriptor handler component **404** may operate to identify a document or other data object that may be created, is being created, and/or has been created based on the template. In response to a data object request, execution environment **401** of second node **504** may return a mount descriptor that identifies the created and/or modified data object.

**[0175]** As described above, in various aspects, a data object request may be detected and/or represented based on various syntaxes, grammars, vocabularies, and/or languages. For example, a data object request may be identified and/or represented according to a file system search syntax, a regular expression language, a structured query language (SQL) query, a universal data object identifier schema, an XPATH based language, an XQuery based language, an XML based language, an HTML based language (form-based), and/or a keyword-value pair based language.

**[0176]** A data object request and/or a mount descriptor in a communication may be communicated via a network according to a first communications protocol. A user message may be exchanged between communicants in the communication via a second communications protocol. For example, a data object request and/or a mount descriptor may be sent on behalf of a first communicant by execution environment of a

first node including a communications agent representing the first communicant. The data object request and/or the mount descriptor may be included in a communication along with a user readable message sent to the execution environment of a second node. The communicants represented by the execution environment of the first node and the execution environment of the second node may communicate via one or more exchanges of audio exchanged via a voice over IP (VoIP) communications protocol.

**[0177]** Exemplary data objects that may be requested via a data object request include a file, a program component, a data base record, video data, audio data, markup language, binary data, text data, an output of a service. Requested data objects may be pre-existing, volatile, and/or generated in response to the request.

**[0178]** As described above, receiving match information may include receiving a message, identifying the match information, via network from a node that received match information from the user. For example, match information may be received from a browser by a web server.

**[0179]** Match information and/or a data object request may be generated, detected, and/or otherwise processed according to a schema that identifies at least one of a rule and a vocabulary that defines a valid data object request. Similarly, a mount descriptor may be generated, detected, and/or otherwise processed according to a schema. One or more schemas may alone or together define one or more of valid data object information, match information, a data object request, and/or a mount descriptor. A schema, as just described, may be identified based on a data received and/or otherwise identified by an execution environment hosting a communications agent via the network from another execution environment hosting communications agent and/or from a path node included in a network path in the network communicatively coupling the node to one or more nodes that respectively host a communications agent.

**[0180]** In a further aspect, multiple alternative schemas may be defined for each of data object information, match information, data object requests, and/or mount descriptors. A schema may be selected and/or otherwise identified from the multiple schemas based by execution environment **401** of first node **502** and the execution environment **401** of

second node **504** and/or based on information exchanged by the two nodes. For example, a schema may be selected by the first communicant and/or the second communicant. One may inform the other, via a communications protocol and/or via any other suitable means. The communicants may negotiate which schema to use via any suitable means.

**[0181]** The communications agents in execution environment **401** of second node **504** and execution environment **401** of first node **502** may select a schema. For example, a schema may be identified and/or otherwise selected based on a communications protocol supported and/or a communications protocol not supported by one or both nodes. That is, in a negotiation to select communication protocol to use allowing communicants to exchange information, a schema may be identified. A schema may be identified and/or otherwise selected based on an attribute of the data object. A schema for identifying image data may be different than a schema for editable documents. A schema for identifying a data object in a first file system may be different than a schema for identifying a data object in a different data store.

**[0182]** As described above. In an aspect match information and/or a data object request, data object information, and/or a mount descriptor may identify a scope that specifies all or some portion of one or more data stores for locating, identifying, and/or otherwise accessing a data object. For example, a communication agent **403** in execution environment **401** of first node **502** may receive user input that identifies a folder in a file system of the execution environment **401** of second node **504** that defines a scope for locating a data object.

**[0183]** Match information and/or a data object request may be represented in a representation that includes a complete or a portion of at least one of a keyword expression, a regular expression, an XQuery expression, an XPath expression, a file system path expression, and a structured query language statement..

**[0184]** Further as also described above, a data object request and/or a mount descriptor may be included in a message according to a schema that identifies the message as valid for a specified communications protocol. Those skilled in the art are aware that

schemas for email differ from schemas for instant messages and from streamed audio, for example.

**[0185]** A data object request and/or a mount descriptor may be exchanged in a communication in which audio data and/or image data is also exchanged. Multimedia may be packaged to include one or more data streams which may include text based data streams. A data object request and/or a mount descriptor may be included in an email, an instant message, a multi-media message, a short-message service message, and/or a data stream. The data stream may include audio data, image data, and/or text data.

**[0186]** A data object request and/or a mount descriptor may be included in and/or detected in a communication based on a location in the communication and/or based on a marker, such as an identifier in the communication that identifies a location for the data object request, the mount descriptor, an access request, and/or an access response. The location may be absolute, such as fixed number of bytes or fields from the start or end of a message. Alternatively or additionally, the location may be identified by a location relative to another detectable portion of the communication. FIGs. **8A-B** illustrate the use of MIME type identifiers as markers that identify locations for one or more of a data object request and/or a mount descriptor in a communication.

**[0187]** A data object request and/or a mount descriptor or respective portions thereof may include at least a portion of a keyword expression, a regular expression, expression including a Boolean operator, an expression including a precedence information, and a structured query language statement.

**[0188]** With respect to the method illustrated in FIG. **2B**, the method as described above may include locating and/or otherwise identifying a data object automatically in response to receiving a data object request that matches and/or otherwise identifies the data object. Further, a mount descriptor may be created and/or otherwise generated automatically, in response to locating and/or otherwise identifying the data object.

**[0189]** In an aspect, in response to receiving and/or otherwise detecting a data object request, a user interface may be presented based on the data object request to prompt



a user to process the data object request in some manner, such as authorizing the request and/or modify the request by restricting its scope. In response to detecting user input targeting and/or otherwise corresponding to the presented user interface, one or more data object may be located and/or otherwise identified based on the data object request.

**[0190]** A user may change a received data object request. One or more data object may be located and/or otherwise identified based on the changed data object request.

**[0191]** In a further aspect, once one or more data objects are located and/or otherwise identified based on a data object request and/or otherwise by data object information, a user interface may be presented to allow a user to identify the one or more data objects. Information from a user may be received that selects one or more data objects to identify in a mount descriptor and/or to not identify in the mount descriptor. A user, in an aspect, may be allowed to identify a data object not located and/or otherwise identified by the user's node. The data object, based on the user input, is identified in the mount descriptor.

**[0192]** In light of the description provided above, a mount descriptor may be generated automatically in response to detecting a corresponding data object request by an execution environment **401** of first node. Further, the automatically generated mount descriptor may be sent to the node that sent the corresponding data object request,

**[0193]** The methods illustrated in FIG. **2A-B** may yet further include additional aspects supported by various adaptations and/or analogs of the arrangement of components in FIG. **3A-B**. Performing the method illustrated in FIG. **2A** and/or the method illustrated in FIG. **2B** and/or any of its extension and/or in any of its aspects may include one or more of calling a function or method of an object, sending a message via a network; sending a message via an inter-process communication mechanism such as a pipe, a semaphore, a shared data area, and/or a queue; and/or receiving a request such as poll and responding to invoke, and sending an asynchronous message.

**[0194]** Output devices suitable for presenting a representation of a data object and/or a tag include a visual output device, an audio output device, and a tactile output device.

One output device may present a data object and another output device may present a tag with which the data object is tagged.

**[0195]** Any action included in performing the method illustrated in FIG. **2A** as well as any action included in performing the method illustrated in FIG. **2B** may include sending and/or receiving a message via a network. Further, a message, included in performing any of the subject matter described herein and/or any of its extensions in any of its aspects, may be an asynchronous message without a corresponding request.

**[0196]** To the accomplishment of the foregoing and related ends, the descriptions and annexed drawings set forth certain illustrative aspects and implementations of the disclosure. These are indicative of but a few of the various ways in which one or more aspects of the disclosure may be employed. The other aspects, advantages, and novel features of the disclosure will become apparent from the detailed description included herein when considered in conjunction with the annexed drawings.

**[0197]** It should be understood that the various components illustrated in the various block diagrams represent logical components that are configured to perform the functionality described herein and may be implemented in software, hardware, or a combination of the two. Moreover, some or all of these logical components may be combined, some may be omitted altogether, and additional components may be added while still achieving the functionality described herein. Thus, the subject matter described herein may be embodied in many different variations, and all such variations are contemplated to be within the scope of what is claimed.

**[0198]** To facilitate an understanding of the subject matter described above, many aspects are described in terms of sequences of actions that may be performed by elements of a computer system. For example, it will be recognized that the various actions may be performed by specialized circuits or circuitry (e.g., discrete logic gates interconnected to perform a specialized function), by program instructions being executed by one or more processors, or by a combination of both. The description herein of any sequence of actions is not intended to imply that the specific order described for performing that sequence must be followed.

**[0199]** Moreover, the methods described herein may be embodied in executable instructions stored in a tangible computer readable medium for use by or in connection with an instruction execution machine, system, apparatus, or device, such as a computer-based or processor-containing machine, system, apparatus, or device. As used here, a "tangible computer readable medium" may include one or more of any suitable media for storing the executable instructions of a computer program in one or more forms including an electronic, magnetic, optical, and electromagnetic form, such that the instruction execution machine, system, apparatus, or device may read (or fetch) the instructions from the tangible computer readable medium and execute the instructions for carrying out the described methods. A non-transitory computer readable storage medium is tangible. A non-exhaustive list of conventional exemplary tangible computer readable storage media includes a portable computer diskette; a random access memory (RAM); a read only memory (ROM); an erasable programmable read only memory (EPROM or Flash memory); optical storage devices, including a portable compact disc (CD), a portable digital video disc (DVD), a high definition DVD (HD-DVD.TM.), and a Blu-ray.TM. disc; and the like.

**[0200]** Thus, the subject matter described herein may be embodied in many different forms, and all such forms are contemplated to be within the scope of what is claimed. It will be understood that various details may be changed without departing from the scope of the claimed subject matter. Furthermore, the foregoing description is for the purpose of illustration only, and not for the purpose of limitation, as the scope of protection sought is defined by the claims as set forth hereinafter together with any equivalents.

**[0201]** All methods described herein may be performed in any order unless otherwise indicated herein explicitly or by context. The use of the terms "a" and "an" and "the" and similar referents in the context of the foregoing description and in the context of the following claims are to be construed to include the singular and the plural, unless otherwise indicated herein explicitly or clearly contradicted by context. The foregoing

description is not to be interpreted as indicating that any non-claimed element is essential to the practice of the subject matter as claimed.

**I CLAIM:**

1. A system, comprising:

a first node configured to:

display, at the first node, a first user interface element, a second user interface element, and a third user interface element;

receive, at the first node, information associated with at least one folder via the first user interface element;

send, from the first node via at least one network, the information associated with the at least one folder;

receive, at the first node, an object associated with at least one email address via the second user interface element;

send, from the first node via the at least one network, the object associated with the at least one email address;

receive, at the first node, an indication of a selection of the third user interface element; and

send, from the first node via the at least one network, the indication of the selection of the third user interface element;

said first node further configured to communicate with a second node that is configured to:

after the information associated with the at least one folder, the object associated with the at least one email address, and the indication of the selection of the third user interface element is sent via the at least one network; receive, at the second node via the at least one network, at least one email message identifying the at least one folder and including a reference to the at least one folder, without including a file attachment with the at least one email message;

after the information associated with the at least one folder, the object associated with the at least one email address, and the indication of the selection of the third user interface element is sent via the at least one network; create, utilizing code configured to be stored on a storage at the second node and further configured to cooperate with a file explorer interface, a representation of the at least one folder in a location among one or more folders on the file

explorer interface, where the storage of the second node does not store any file in the at least one folder when the representation of the at least one folder is created; and

display, at the second node, the representation of the at least one folder in the location among the one or more folders on the file explorer interface.

2. The system of claim 1, wherein the system is configured such that the object associated with the at least one email address includes the at least one email address or an alias, and the file explorer interface is displayed using a file explorer client application and not via a web page; wherein the system is further configured such that the at least one email message is sent without including the file attachment with the at least one email message, and the storage at the second node does not store any file when the representation of the at least one folder is created, both for avoiding the at least one file from having to be communicated to and stored at the second node until the at least one file is requested by a user at the second node.

3. An apparatus, comprising:

at least one non-transitory memory storing instructions; and

one or more processors in communication with the at least one non-transitory memory, wherein the one or more processors execute the instructions to:

cause, at a first node, display of at least one first interface with a first user interface element, utilizing first hypertext markup language-equipped code that is sent via at least one network;

receive, from the first node via the at least one network, an indication of at least one folder via the first user interface element, utilizing the at least one first interface;

cause, at the first node, display of at least one second interface with a second user interface element, utilizing second hypertext markup language-equipped code that is sent via the at least one network;

receive, from the first node via the at least one network, indicia associated with at least one email address via the second user interface element, utilizing the at least one second interface;

receive, from the first node via the at least one network, an indication to share the at least one folder;

based on the receipt of the indication of the at least one folder, the indicia associated with the at least one email address, and the indication to share the at least one folder via the at least one network; generate at least one email



message identifying the at least one folder and including a reference to the at least one folder, without including at least one file in the at least one folder as an attachment of the at least one email message;

send, to a second node via the at least one network, the at least one email message, without including the at least one file in the at least one folder as an attachment of the at least one email message;

based on the receipt of the indication of the at least one folder, the indicia associated with the at least one email address, and the indication to share the at least one folder via the at least one network; cause, utilizing particular code configured to be stored on a storage at the second node and further configured to cooperate with a file explorer interface, creation of a representation of the at least one folder in a location among one or more folders on the file explorer interface, where the storage at the second node does not store the at least one file when the creation of the representation of the at least one folder is caused;

cause, at the second node, display of the representation of the at least one folder in the location among the one or more folders on the file explorer interface;

detect, at the second node, an indication to open the at least one file in the at least one folder; and

in response to detection of the indication to open the at least one file in the at least one folder, cause retrieval of the at least one file via the at least one network for permitting display of the at least one file at the second node.

4. The apparatus of claim 3, wherein the apparatus is configured such that the indicia associated with the at least one email address includes an alias associated with the at least one email address.
5. The apparatus of claim 3, wherein the apparatus is configured such that the indicia associated with the at least one email address includes the at least one email address.
6. The apparatus of claim 3, wherein the apparatus is configured such that the at least one first interface and the at least one second interface are separate windows that are displayed utilizing a single web page.
7. The apparatus of claim 3, wherein the one or more processors execute the instructions to:

receive, from the second node via the at least one network, an indication of a selection of the reference to the at least one folder; and

cause, at the second node, display of the at least one folder, utilizing third hypertext markup language-equipped code.

8. The apparatus of claim 3, wherein the apparatus is configured such that the location among the one or more folders at the second node is based on user input received via the at least one first interface at the first node.
9. The apparatus of claim 8, wherein the apparatus is configured such that the location among the one or more folders at the second node is determined by user input at the first node.
10. The apparatus of claim 3, wherein the apparatus is configured such that the location among the one or more folders at the second node is automatically determined.
11. The apparatus of claim 3, wherein the apparatus is configured such that the at least one folder is identified as a result of search criteria received from a user.
12. The apparatus of claim 3, wherein the apparatus is configured such that the at least one email message and the file explorer interface are displayed via separate interfaces for permitting access to the at least one folder via multiple different

interfaces only after receiving an indication of a selection of the reference to the at least one folder.

13. The apparatus of claim 3, wherein the apparatus is configured such that the indication of the at least one folder is capable of being received in response to a first single user input, the indicia associated with the at least one email address is capable of being received in response to a second single user input that immediately follows the first single user input, and the indication to share the at least one folder is capable of being received in response to a third single user input that immediately follows the second single user input.

14. The apparatus of claim 3, wherein the apparatus is configured such that, when the creation of the representation of the at least one folder is caused, an additional representation on the file explorer interface is caused to be created that represents the at least one file, where the file explorer interface is displayed by a file explorer client application without a web page.

15. The apparatus of claim 14, wherein the apparatus is configured such that the at least one folder and the at least one file are stored and synchronized utilizing at least one server, and wherein the apparatus is further configured such that the at least one email message is sent without including the at least one file as an attachment of the at least one email message, and the storage at the second

node does not store the at least one file when the creation of the representation of the at least one folder is caused, both for avoiding the at least one file from having to be communicated to and stored at the second node until the at least one file is requested by a user at the second node using the additional representation.

16. The apparatus of claim 3, wherein the apparatus is configured such that at least one of:

said at least one network includes at least the Internet;

said one or more processors include at least one first processor at least one server in communication between the first node and the second node and at least one second processor at the second node, and the instructions include first instructions for being executed by the at least one first processor and second instructions that include the particular code which takes the form of an extension for being executed by the at least one second processor in connection with other code associated with the file explorer interface;

said one or more processors include at least one first processor at least one server and at least one second processor at the second node, and the instructions include first instructions for being executed by the at least one first processor and second instructions including the particular code for being

executed by the at least one second processor, where execution of the first instructions results in the causation of the display of the at least one first interface, the receipt of the indication of the at least one folder, the causation of the display of the at least one second interface, the receipt of the indicia associated with the at least one email address, and the sending of the at least one email, where execution of the second instructions result in the causation of the creation of the representation of the at least one folder, the detection the indication to open the at least one file in the at least one folder, and the causation of the retrieval of the at least one file via the at least one network;

said at least one first interface is an email interface;

said at least one second interface is an email interface;

said at least one first interface is a single interface;

said at least one second interface is a single interface;

said at least one first interface is different from the said at least one second interface;

said at least one first interface include a plurality of first interfaces;

said at least one second interface includes a plurality of second interfaces;

said display of the at least one first interface is caused by serving the at least one first interface via the at least one network;

said display of the at least one second interface is caused by serving the at least one first interface via the at least one network;

said first hypertext markup language-equipped code is included in a first web page and the second hypertext markup language-equipped code is included in a second web page;

said indication of the at least one folder is generated based on a user selection of the at least one folder;

said indication of the at least one folder is generated based on a user at least one of searching or locating the at least one folder;

said indication of the at least one folder is generated based on a user input in connection with a folder-related user interface element associated with the at least one folder;

said indication of the at least one folder is generated based on a user entry of text associated with the at least one folder;

said indication of the at least one folder includes a name of the at least one folder;

said indicia associated with the at least one email address is generated based on a user selection of the at least one email address;

said indicia associated with the at least one email address is generated based on a user locating the at least one email address;

said indicia associated with the at least one email address is generated based on a user input in connection with an email-related user interface element;

said indicia associated with the at least one email address is generated based on a user entry of text associated with the at least email message;

said indicia associated with the at least one email address is received before the indication of the at least one folder;



said indicia associated with the at least one email address is received after the indication of the at least one folder;

said indicia includes a text string that is associated with the at least one email address;

said indication to share is generated by a user selection of a mount button;

said indication to share indicates a desire of a user to begin a sharing process;

said indication to share indicates a desire of a user to continue a sharing process;

said indication to share is generated in connection with a drag and drop operation;

said indication to share is received, utilizing the at least one second interface;

said at least one email message is generated based on the receipt of the indication of the at least one folder, the indicia associated with the at least one email address, and the indication to share the at least one folder, by being generated in response to the receipt of all of the indication of the at least one

folder, the indicia associated with the at least one email address, and the indication to share the at least one folder via the at least one network;

said at least one email message is generated based on the receipt of the indication of the at least one folder, the indicia associated with the at least one email address, and the indication to share the at least one folder vi, by being generated only after the receipt of all of the indication of the at least one folder, the indicia associated with the at least one email address, and the indication to share the at least one folder via the at least one network;

said representation is created based on the receipt of the indication of the at least one folder, the indicia associated with the at least one email address, and the indication to share the at least one folder via the at least one network, by being created in response to the receipt of all of the indication of the at least one folder, the indicia associated with the at least one email address, and the indication to share the at least one folder via the at least one network;

said representation is created based on the receipt of the indication of the at least one folder, the indicia associated with the at least one email address, and the indication to share the at least one folder via the at least one network, by being created only after the receipt of all of the indication of the at least one

folder, the indicia associated with the at least one email address, and the indication to share the at least one folder via the at least one network;

said representation includes a folder icon;

said representation includes a folder visual element;

said representation is created based on at least one aspect of the at least one email message;

said indication to open the at least one file includes a selection of the at least one file;

said indication to open the at least one file includes a selection of the at least one file and a detection of a selection of an open user interface element;

said storage at the second node does not store the at least file until after the retrieval of the at least one file;

said storage at the second node includes at least one of volatile memory or non-volatile memory;

said file explorer interface is associated with an email interface that displays the at least one email message;

said file explorer interface is part of an email interface that displays the at least one email message;

said file explorer interface is accessed via an email interface that displays the at least one email message;

said email message includes a mount descriptor;

the at least one file is retrieved via the at least one network from a server in communication between the first node and the second node;

the at least one file is retrieved via the at least one network from a server in communication between the first node and a third node;

said reference includes a uniform resource identifier;

said reference includes a link; or

the apparatus further comprises the file explorer interface.

17. A system, comprising:

at least one non-transitory memory storing instructions; and

one or more processors in communication with the at least one non-transitory memory, wherein the one or more processors execute the instructions to:

send a first communication over at least one network that results in display, at a first node, a first user interface element, a second user interface element, and a third user interface element;

receive, from the first node via the at least one network, information associated with at least one data object via the first user interface element;

receive, from the first node via the at least one network, at least one object associated with at least one email address via the second user interface element;

receive, from the first node via the at least one network, a message associated with a selection of the third user interface element;

based on the receipt of the information associated with the at least one data object, the at least one object associated with the at least one email

address, and the message associated with the selection of the third user interface element via the at least one network; send, to a second node via the at least one network, at least one email message identifying the at least one data object and including a reference to the at least one data object, without including a file attachment with the at least one email message;

based on the receipt of the information associated with the at least one data object, the at least one object associated with the at least one email address, and the message associated with the selection of the third user interface element via the at least one network; cause, utilizing code configured to be stored on a storage at the second node and further configured to cooperate with a file explorer interface of a client-based file explorer application, creation of a representation of the at least one data object in a location among one or more folders on the file explorer interface, where the storage at the second node does not store any file in the at least one data object when the creation of the representation of the at least one data object is caused; and

cause, at the second node, display of the representation of the at least one data object in the location among the one or more folders on the file explorer interface.

18. The system of claim 17, wherein the system is configured such that the email message is sent without including the file attachment with the at least one email message, and the storage at the second node does not store any file when the creation of the representation of the at least one data object is caused, both for avoiding the at least one file from having to be communicated to and stored at the second node until the at least one file is requested by a user at the second node.

19. A computer-implemented method, comprising:

displaying, at a first node, at least one first interface with a first user interface element, utilizing first hypertext markup language-equipped code that is received via at least one network;

receiving, utilizing the at least one first interface at the first node, an indication of at least one folder via the first user interface element;

sending, from the first node via the at least one network, the indication of the at least one folder;

displaying, at the first node, at least one second interface with a second user interface element, utilizing second hypertext markup language-equipped code that is received via the at least one network;

receiving, utilizing the at least one second interface at the first node, indicia associated with at least one email address via the second user interface element;

sending, from the first node via the at least one network, the indicia associated with the at least one email address;

receiving, at the first node, an indication to share the at least one folder;

sending, from the first node via the at least one network, the indication to share the at least one folder;

after the indication of the at least one folder, the indicia associated with the at least one email address, and the indication to share the at least one folder are sent from the first node via the at least one network; receiving, at a second node via the at least one network, at least one email message identifying the at least one folder and including a reference to the at least one folder, without including at least one file in the at least one folder as an attachment of the at least one email message;

after the indication of the at least one folder, the indicia associated with the at least one email address, and the indication to share the at least one folder are sent from the first node via the at least one network; creating, utilizing code configured to be stored on a storage at the second node and further configured to cooperate with a file



explorer interface, a representation of the at least one folder in a location among one or more folders on the file explorer interface, where the storage of the second node does not store the at least one file when the representation of the at least one folder is created;

displaying, at the second node, the representation of the at least one folder in the location among the one or more folders on the file explorer interface;

receiving, at the second node, an indication to open the at least one file in the at least one folder;

in response to the receipt of the indication to open the at least one file in the at least one folder, retrieving the at least one file via the at least one network; and

in response to the retrieval of the at least one file via the at least one network, displaying the at least one file at the second node.

20. The method of claim 19, wherein the indicia associated with the at least one email address includes an alias associated with the at least one email address.

21. The method of claim 19, wherein the indicia associated with the at least one email address includes the at least one email address.

22. The method of claim 19, wherein the at least one first interface and the at least one second interface are displayed via a single web page.
23. The method of claim 19, wherein the location among the one or more folders at the second node is based on user input received via the at least one first interface at the first node.
24. The method of claim 19, wherein the location among the one or more folders at the second node is determined by user input at the first node.
25. The method of claim 19, wherein the file explorer interface is displayed by a client-based file explorer application.
26. The method of claim 19, wherein the at least one folder is identified as a result of search criteria received from a user.
27. The method of claim 19, wherein the at least one email message and the file explorer interface are displayed via separate interfaces for permitting access to the at least one folder via multiple different interfaces only after sending an indication of a selection of the reference to the at least one folder.

28. The method of claim 19, wherein the indication of the at least one folder is capable of being received in response to a first single user input, the indicia associated with the at least one email address is capable of being received in response to a second single user input that immediately follows the first single user input, and the indication to share the at least one folder is capable of being received in response to a third single user input that immediately follows the second single user input.

29. The method of claim 19, wherein when the representation of the at least one folder is created, an additional representation on the file explorer interface is created that represents the at least one file, such that the email message is sent without including the at least one file as an attachment of the at least one email message, and the storage at the second node does not store the at least one file when the representation of the at least one folder is created, both for avoiding the at least one file from having to be communicated to and stored at the second node until the at least one file is requested by a user at the second node using the additional representation.

30. The method of claim 19, and further comprising:

receiving, utilizing the at least one email message at the second node, an indication of a selection of the reference to the at least one folder;

sending, from the second node via the at least one network, the indication of the selection of the reference to the at least one folder;

displaying, at the second node, the at least one folder, utilizing third hypertext markup language-equipped code that is received via the at least one network.

## ABSTRACT

Methods, apparatuses, and systems are described for sharing a folder and any contents (e.g. file(s)) thereof, via at least one communication. In an aspect, the folder and any contents (e.g. file(s)) thereof may be shared through a specific combination of capabilities or operations involving an email message and a file explorer interface without an attachment included with the at least one email message.

Electronic Patent Application Fee Transmittal				
Application Number:				
Filing Date:				
Title of Invention:		METHODS, SYSTEMS, AND COMPUTER PROGRAM PRODUCTS FOR SHARING A DATA OBJECT IN A DATA STORE VIA A COMMUNICATION		
First Named Inventor/Applicant Name:		Robert Paul Morris		
Filer:		Patrick Edgar Caldwell		
Attorney Docket Number:		DR0264A-CIP		
Filed as Small Entity				
Filing Fees for Track I Prioritized Examination - Nonprovisional Application under 35 USC 111(a)				
Description	Fee Code	Quantity	Amount	Sub-Total in USD(\$)
<b>Basic Filing:</b>				
UTILITY FILING FEE (ELECTRONIC FILING)	4011	1	70	70
UTILITY SEARCH FEE	2111	1	300	300
UTILITY EXAMINATION FEE	2311	1	360	360
REQUEST FOR PRIORITIZED EXAMINATION	2817	1	2000	2000
<b>Pages:</b>				
<b>Claims:</b>				
CLAIMS IN EXCESS OF 20	2202	10	40	400
INDEPENDENT CLAIMS IN EXCESS OF 3	2201	1	210	210

Description	Fee Code	Quantity	Amount	Sub-Total in USD(\$)
<b>Miscellaneous-Filing:</b>				
PROCESSING FEE, EXCEPT PROV. APPLS.	2830	1	70	70
<b>Petition:</b>				
<b>Patent-Appeals-and-Interference:</b>				
<b>Post-Allowance-and-Post-Issuance:</b>				
<b>Extension-of-Time:</b>				
<b>Miscellaneous:</b>				
<b>Total in USD (\$)</b>				<b>3410</b>

Electronic Acknowledgement Receipt	
<b>EFS ID:</b>	30558464
<b>Application Number:</b>	15724235
<b>International Application Number:</b>	
<b>Confirmation Number:</b>	3791
<b>Title of Invention:</b>	METHODS, SYSTEMS, AND COMPUTER PROGRAM PRODUCTS FOR SHARING A DATA OBJECT IN A DATA STORE VIA A COMMUNICATION
<b>First Named Inventor/Applicant Name:</b>	Robert Paul Morris
<b>Customer Number:</b>	92045
<b>Filer:</b>	Patrick Edgar Caldwell
<b>Filer Authorized By:</b>	
<b>Attorney Docket Number:</b>	DR0264A-CIP
<b>Receipt Date:</b>	03-OCT-2017
<b>Filing Date:</b>	
<b>Time Stamp:</b>	21:47:34
<b>Application Type:</b>	Utility under 35 USC 111(a)

### Payment information:

Submitted with Payment	yes
Payment Type	CARD
Payment was successfully received in RAM	\$3410
RAM confirmation Number	100417INTEFSW21480400
Deposit Account	
Authorized User	
The Director of the USPTO is hereby authorized to charge indicated fees and credit any overpayment as follows:	



File Listing:					
Document Number	Document Description	File Name	File Size(Bytes)/ Message Digest	Multi Part /.zip	Pages (if appl.)
1	Application Data Sheet	DR0264A-CIP_ADS_vF_03-Oct-2017.pdf	83773	no	8
			21a0572899038c5b53dbebba9bd75d112d7fc7f2		
Warnings:					
Information:					
This is not an USPTO supplied ADS fillable form					
2	Oath or Declaration filed	DR0264A-CIP_Decl_vF_03-Oct-2017.pdf	739394	no	2
			b3ad100ecc66f5524c9e5a35e7136dda7a33394		
Warnings:					
Information:					
3	Power of Attorney	DR0264A-CIP_POA_vF_03-Oct-2017.pdf	106826	no	2
			2d5604c220d9cd41ad3d5c2ffec442ef5d61362		
Warnings:					
Information:					
4	TrackOne Request	DR0264A-CIP_Track1_vF_03-Oct-2017.pdf	83498	no	1
			7ef51267db4e29cb06d3b4d6f385d2474f8050		
Warnings:					
Information:					
5	Drawings-only black and white line drawings	DR0264A-CIP_Figs_vF_03-Oct-2017.pdf	1745964	no	15
			a8b41f4ef3388fd04f657ce7ae924e9d30641a0c		
Warnings:					
Information:					
6		DR0264A-CIP_Spec_vF_03-Oct-2017.pdf	405719	yes	95
			adb636e212548cf48d4eeec39d8b5136aeaeb0ffcf		

	<b>Multipart Description/PDF files in .zip description</b>								
	<b>Document Description</b>		<b>Start</b>	<b>End</b>					
	Specification		1	70					
	Claims		71	94					
	Abstract		95	95					
<b>Warnings:</b>									
<b>Information:</b>									
7	Fee Worksheet (SB06)	fee-info.pdf	41776	no	2				
			ad356b2a01264a6596783e3a1352cf591e3f66a						
<b>Warnings:</b>									
<b>Information:</b>									
<b>Total Files Size (in bytes):</b>			3206950						
<p><b>This Acknowledgement Receipt evidences receipt on the noted date by the USPTO of the indicated documents, characterized by the applicant, and including page counts, where applicable. It serves as evidence of receipt similar to a Post Card, as described in MPEP 503.</b></p> <p><b><u>New Applications Under 35 U.S.C. 111</u></b>  If a new application is being filed and the application includes the necessary components for a filing date (see 37 CFR 1.53(b)-(d) and MPEP 506), a Filing Receipt (37 CFR 1.54) will be issued in due course and the date shown on this Acknowledgement Receipt will establish the filing date of the application.</p> <p><b><u>National Stage of an International Application under 35 U.S.C. 371</u></b>  If a timely submission to enter the national stage of an international application is compliant with the conditions of 35 U.S.C. 371 and other applicable requirements a Form PCT/DO/EO/903 indicating acceptance of the application as a national stage submission under 35 U.S.C. 371 will be issued in addition to the Filing Receipt, in due course.</p> <p><b><u>New International Application Filed with the USPTO as a Receiving Office</u></b>  If a new international application is being filed and the international application includes the necessary components for an international filing date (see PCT Article 11 and MPEP 1810), a Notification of the International Application Number and of the International Filing Date (Form PCT/RO/105) will be issued in due course, subject to prescriptions concerning national security, and the date shown on this Acknowledgement Receipt will establish the international filing date of the application.</p>									

Under the Paperwork Reduction Act of 1995, no persons are required to respond to a collection of information unless it contains a valid OMB control number.

<b>Application Data Sheet 37 CFR 1.76</b>		Attorney Docket Number	DR0264A-CIP
		Application Number	
Title of Invention	METHODS, SYSTEMS, AND COMPUTER PROGRAM PRODUCTS FOR SHARING A DATA OBJECT IN A DATA STORE VIA A COMMUNICATION		
<p>The application data sheet is part of the provisional or nonprovisional application for which it is being submitted. The following form contains the bibliographic data arranged in a format specified by the United States Patent and Trademark Office as outlined in 37 CFR 1.76.</p> <p>This document may be completed electronically and submitted to the Office in electronic format using the Electronic Filing System (EFS) or the document may be printed and included in a paper filed application.</p>			

**Secrecy Order 37 CFR 5.2:**

☐ Portions or all of the application associated with this Application Data Sheet may fall under a Secrecy Order pursuant to 37 CFR 5.2 (Paper filers only. Applications that fall under Secrecy Order may not be filed electronically.)

**Inventor Information:**

<b>Inventor 1</b>						
<b>Legal Name</b>						
<b>Prefix</b>	<b>Given Name</b>	<b>Middle Name</b>	<b>Family Name</b>	<b>Suffix</b>		
	Robert	Paul	Morris			
<b>Residence Information (Select One)</b> <input checked="" type="radio"/> US Residency <input type="radio"/> Non US Residency <input type="radio"/> Active US Military Service						
<b>City</b>	Raleigh	<b>State/Province</b>	NC	<b>Country of Residence</b>	US	
<b>Mailing Address of Inventor:</b>						
<b>Address 1</b>	712 Latta Street					
<b>Address 2</b>						
<b>City</b>	Raleigh	<b>State/Province</b>	NC			
<b>Postal Code</b>	27607	<b>Country</b>	US			
All Inventors Must Be Listed - Additional Inventor Information blocks may be generated within this form by selecting the <b>Add</b> button.						

**Correspondence Information:**

Enter either Customer Number or complete the Correspondence Information section below. For further information see 37 CFR 1.33(a).			
<input type="checkbox"/> An Address is being provided for the correspondence information of this application.			
<b>Customer Number</b>	92045		
<b>Email Address</b>	pcaldwell@thecaldwellfirm.com		

**Application Information:**

<b>Title of the Invention</b>	METHODS, SYSTEMS, AND COMPUTER PROGRAM PRODUCTS FOR SHARING A DATA OBJECT IN A DATA STORE VIA A COMMUNICATION		
<b>Attorney Docket Number</b>	DR0264A-CIP	<b>Small Entity Status Claimed</b>	<input checked="" type="checkbox"/>
<b>Application Type</b>	Nonprovisional		
<b>Subject Matter</b>	Utility		
<b>Total Number of Drawing Sheets (if any)</b>		<b>Suggested Figure for Publication (if any)</b>	

<b>Application Data Sheet 37 CFR 1.76</b>		Attorney Docket Number	DR0264A-CIP
		Application Number	
Title of Invention	METHODS, SYSTEMS, AND COMPUTER PROGRAM PRODUCTS FOR SHARING A DATA OBJECT IN A DATA STORE VIA A COMMUNICATION		

**Filing By Reference:**

Only complete this section when filing an application by reference under 35 U.S.C. 111(c) and 37 CFR 1.57(a). Do not complete this section if application papers including a specification and any drawings are being filed. Any domestic benefit or foreign priority information must be provided in the appropriate section(s) below (i.e., "Domestic Benefit/National Stage Information" and "Foreign Priority Information").

For the purposes of a filing date under 37 CFR 1.53(b), the description and any drawings of the present application are replaced by this reference to the previously filed application, subject to conditions and requirements of 37 CFR 1.57(a).

Application number of the previously filed application	Filing date (YYYY-MM-DD)	Intellectual Property Authority or Country

**Publication Information:**

☐ Request Early Publication (Fee required at time of Request 37 CFR 1.219)

☒ **Request Not to Publish.** I hereby request that the attached application not be published under 35 U.S.C. 122(b) and certify that the invention disclosed in the attached application **has not and will not** be the subject of an application filed in another country, or under a multilateral international agreement, that requires publication at eighteen months after filing.

**Representative Information:**


Representative information should be provided for all practitioners having a power of attorney in the application. Providing this information in the Application Data Sheet does not constitute a power of attorney in the application (see 37 CFR 1.32). Either enter Customer Number or complete the Representative Name section below. If both sections are completed the customer Number will be used for the Representative Information during processing.

Please Select One:	<input checked="" type="radio"/> Customer Number	<input type="radio"/> US Patent Practitioner	<input type="radio"/> Limited Recognition (37 CFR 11.9)
Customer Number	92045		

**Domestic Benefit/National Stage Information:**

This section allows for the applicant to either claim benefit under 35 U.S.C. 119(e), 120, 121, 365(c), or 386(c) or indicate National Stage entry from a PCT application. Providing benefit claim information in the Application Data Sheet constitutes the specific reference required by 35 U.S.C. 119(e) or 120, and 37 CFR 1.78.

When referring to the current application, please leave the "Application Number" field blank.

Prior Application Status	Pending		
Application Number	Continuity Type	Prior Application Number	Filing or 371(c) Date (YYYY-MM-DD)
	Continuation in part of	14274623	2014-05-09

<b>Application Data Sheet 37 CFR 1.76</b>		Attorney Docket Number	DR0264A-CIP
		Application Number	
Title of Invention	METHODS, SYSTEMS, AND COMPUTER PROGRAM PRODUCTS FOR SHARING A DATA OBJECT IN A DATA STORE VIA A COMMUNICATION		

Prior Application Status	Abandoned	<a href="#">Remove</a>	
Application Number	Continuity Type	Prior Application Number	Filing or 371(c) Date (YYYY-MM-DD)
14274623	Continuation in part of	13626635	2012-09-25
Prior Application Status	Abandoned	<a href="#">Remove</a>	
Application Number	Continuity Type	Prior Application Number	Filing or 371(c) Date (YYYY-MM-DD)
14274623	Continuation in part of	13624906	2012-09-22
Additional Domestic Benefit/National Stage Data may be generated within this form by selecting the <b>Add</b> button.			

## Foreign Priority Information:

This section allows for the applicant to claim priority to a foreign application. Providing this information in the application data sheet constitutes the claim for priority as required by 35 U.S.C. 119(b) and 37 CFR 1.55. When priority is claimed to a foreign application that is eligible for retrieval under the priority document exchange program (PDX)<sup>i</sup> the information will be used by the Office to automatically attempt retrieval pursuant to 37 CFR 1.55(i)(1) and (2). Under the PDX program, applicant bears the ultimate responsibility for ensuring that a copy of the foreign application is received by the Office from the participating foreign intellectual property office, or a certified copy of the foreign priority application is filed, within the time period specified in 37 CFR 1.55(g)(1).

Application Number	Country <sup>i</sup>	Filing Date (YYYY-MM-DD)	<a href="#">Remove</a>	Access Code <sup>i</sup> (if applicable)
Additional Foreign Priority Data may be generated within this form by selecting the <b>Add</b> button.				

## Statement under 37 CFR 1.55 or 1.78 for AIA (First Inventor to File) Transition Applications

This application (1) claims priority to or the benefit of an application filed before March 16, 2013 and (2) also contains, or contained at any time, a claim to a claimed invention that has an effective filing date on or after March 16, 2013.

☐ NOTE: By providing this statement under 37 CFR 1.55 or 1.78, this application, with a filing date on or after March 16, 2013, will be examined under the first inventor to file provisions of the AIA.

<b>Application Data Sheet 37 CFR 1.76</b>		Attorney Docket Number	DR0264A-CIP
		Application Number	
Title of Invention	METHODS, SYSTEMS, AND COMPUTER PROGRAM PRODUCTS FOR SHARING A DATA OBJECT IN A DATA STORE VIA A COMMUNICATION		

## Authorization or Opt-Out of Authorization to Permit Access:

When this Application Data Sheet is properly signed and filed with the application, applicant has provided written authority to permit a participating foreign intellectual property (IP) office access to the instant application-as-filed (see paragraph A in subsection 1 below) and the European Patent Office (EPO) access to any search results from the instant application (see paragraph B in subsection 1 below).

Should applicant choose not to provide an authorization identified in subsection 1 below, applicant **must opt-out** of the authorization by checking the corresponding box A or B or both in subsection 2 below.

**NOTE:** This section of the Application Data Sheet is **ONLY** reviewed and processed with the **INITIAL** filing of an application. After the initial filing of an application, an Application Data Sheet cannot be used to provide or rescind authorization for access by a foreign IP office(s). Instead, Form PTO/SB/39 or PTO/SB/69 must be used as appropriate.

### 1. Authorization to Permit Access by a Foreign Intellectual Property Office(s)

**A. Priority Document Exchange (PDX)** - Unless box A in subsection 2 (opt-out of authorization) is checked, the undersigned hereby **grants the USPTO authority** to provide the European Patent Office (EPO), the Japan Patent Office (JPO), the Korean Intellectual Property Office (KIPO), the State Intellectual Property Office of the People's Republic of China (SIPO), the World Intellectual Property Organization (WIPO), and any other foreign intellectual property office participating with the USPTO in a bilateral or multilateral priority document exchange agreement in which a foreign application claiming priority to the instant patent application is filed, access to: (1) the instant patent application-as-filed and its related bibliographic data, (2) any foreign or domestic application to which priority or benefit is claimed by the instant application and its related bibliographic data, and (3) the date of filing of this Authorization. See 37 CFR 1.14(h)(1).

**B. Search Results from U.S. Application to EPO** - Unless box B in subsection 2 (opt-out of authorization) is checked, the undersigned hereby **grants the USPTO authority** to provide the EPO access to the bibliographic data and search results from the instant patent application when a European patent application claiming priority to the instant patent application is filed. See 37 CFR 1.14(h)(2).

The applicant is reminded that the EPO's Rule 141(1) EPC (European Patent Convention) requires applicants to submit a copy of search results from the instant application without delay in a European patent application that claims priority to the instant application.

### 2. Opt-Out of Authorizations to Permit Access by a Foreign Intellectual Property Office(s)

☒ A. Applicant **DOES NOT** authorize the USPTO to permit a participating foreign IP office access to the instant application-as-filed. If this box is checked, the USPTO will not be providing a participating foreign IP office with any documents and information identified in subsection 1A above.

☐ B. Applicant **DOES NOT** authorize the USPTO to transmit to the EPO any search results from the instant patent application. If this box is checked, the USPTO will not be providing the EPO with search results from the instant application.

**NOTE:** Once the application has published or is otherwise publicly available, the USPTO may provide access to the application in accordance with 37 CFR 1.14.

<b>Application Data Sheet 37 CFR 1.76</b>		Attorney Docket Number	DR0264A-CIP
		Application Number	
Title of Invention	METHODS, SYSTEMS, AND COMPUTER PROGRAM PRODUCTS FOR SHARING A DATA OBJECT IN A DATA STORE VIA A COMMUNICATION		

## Applicant Information:

Providing assignment information in this section does not substitute for compliance with any requirement of part 3 of Title 37 of CFR to have an assignment recorded by the Office.			
<b>Applicant 1</b>			
If the applicant is the inventor (or the remaining joint inventor or inventors under 37 CFR 1.45), this section should not be completed. The information to be provided in this section is the name and address of the legal representative who is the applicant under 37 CFR 1.43; or the name and address of the assignee, person to whom the inventor is under an obligation to assign the invention, or person who otherwise shows sufficient proprietary interest in the matter who is the applicant under 37 CFR 1.46. If the applicant is an applicant under 37 CFR 1.46 (assignee, person to whom the inventor is obligated to assign, or person who otherwise shows sufficient proprietary interest) together with one or more joint inventors, then the joint inventor or inventors who are also the applicant should be identified in this section.			
<input type="button" value="Clear"/>			
<input checked="" type="radio"/> Assignee	<input type="radio"/> Legal Representative under 35 U.S.C. 117	<input type="radio"/> Joint Inventor	
<input type="radio"/> Person to whom the inventor is obligated to assign.		<input type="radio"/> Person who shows sufficient proprietary interest	
If applicant is the legal representative, indicate the authority to file the patent application, the inventor is:			
Name of the Deceased or Legally Incapacitated Inventor: <input type="text"/>			
If the Applicant is an Organization check here. <input checked="" type="checkbox"/>			
Organization Name	Cedar Point Partners, LLC		
<b>Mailing Address Information For Applicant:</b>			
Address 1	712 Latta Street		
Address 2			
City	Raleigh	State/Province	NC
Country	US	Postal Code	27607
Phone Number		Fax Number	
Email Address			
Additional Applicant Data may be generated within this form by selecting the Add button.			

## Assignee Information including Non-Applicant Assignee Information:

Providing assignment information in this section does not substitute for compliance with any requirement of part 3 of Title 37 of CFR to have an assignment recorded by the Office.

<b>Application Data Sheet 37 CFR 1.76</b>		Attorney Docket Number	DR0264A-CIP
		Application Number	
Title of Invention	METHODS, SYSTEMS, AND COMPUTER PROGRAM PRODUCTS FOR SHARING A DATA OBJECT IN A DATA STORE VIA A COMMUNICATION		

<b>Assignee 1</b>				
Complete this section if assignee information, including non-applicant assignee information, is desired to be included on the patent application publication. An assignee-applicant identified in the "Applicant Information" section will appear on the patent application publication as an applicant. For an assignee-applicant, complete this section only if identification as an assignee is also desired on the patent application publication.				
If the Assignee or Non-Applicant Assignee is an Organization check here. <input type="checkbox"/>				
Prefix	Given Name	Middle Name	Family Name	Suffix
<b>Mailing Address Information For Assignee including Non-Applicant Assignee:</b>				
Address 1				
Address 2				
City		State/Province		
Country <sup>i</sup>		Postal Code		
Phone Number		Fax Number		
Email Address				
Additional Assignee or Non-Applicant Assignee Data may be generated within this form by selecting the Add button.				

**Signature:**

**NOTE:** This Application Data Sheet must be signed in accordance with 37 CFR 1.33(b). **However, if this Application Data Sheet is submitted with the INITIAL filing of the application and either box A or B is not checked in subsection 2 of the "Authorization or Opt-Out of Authorization to Permit Access" section, then this form must also be signed in accordance with 37 CFR 1.14(c).**

This Application Data Sheet **must** be signed by a patent practitioner if one or more of the applicants is a **juristic entity** (e.g., corporation or association). If the applicant is two or more joint inventors, this form must be signed by a patent practitioner, **all** joint inventors who are the applicant, or one or more joint inventor-applicants who have been given power of attorney (e.g., see USPTO Form PTO/AIA/81) on behalf of **all** joint inventor-applicants.

See 37 CFR 1.4(d) for the manner of making signatures and certifications.

<b>Signature</b>	/Patrick Caldwell/		Date (YYYY-MM-DD)	2017-10-03
First Name	Patrick	Last Name	Caldwell	Registration Number 44580
Additional Signature may be generated within this form by selecting the Add button.				



Under the Paperwork Reduction Act of 1995, no persons are required to respond to a collection of information unless it contains a valid OMB control number.

<b>Application Data Sheet 37 CFR 1.76</b>		Attorney Docket Number	DR0264A-CIP
		Application Number	
Title of Invention	METHODS, SYSTEMS, AND COMPUTER PROGRAM PRODUCTS FOR SHARING A DATA OBJECT IN A DATA STORE VIA A COMMUNICATION		

This collection of information is required by 37 CFR 1.76. The information is required to obtain or retain a benefit by the public which is to file (and by the USPTO to process) an application. Confidentiality is governed by 35 U.S.C. 122 and 37 CFR 1.14. This collection is estimated to take 23 minutes to complete, including gathering, preparing, and submitting the completed application data sheet form to the USPTO. Time will vary depending upon the individual case. Any comments on the amount of time you require to complete this form and/or suggestions for reducing this burden, should be sent to the Chief Information Officer, U.S. Patent and Trademark Office, U.S. Department of Commerce, P.O. Box 1450, Alexandria, VA 22313-1450. DO NOT SEND FEES OR COMPLETED FORMS TO THIS ADDRESS. **SEND TO: Commissioner for Patents, P.O. Box 1450, Alexandria, VA 22313-1450.**

## Privacy Act Statement

The Privacy Act of 1974 (P.L. 93-579) requires that you be given certain information in connection with your submission of the attached form related to a patent application or patent. Accordingly, pursuant to the requirements of the Act, please be advised that: (1) the general authority for the collection of this information is 35 U.S.C. 2(b)(2); (2) furnishing of the information solicited is voluntary; and (3) the principal purpose for which the information is used by the U.S. Patent and Trademark Office is to process and/or examine your submission related to a patent application or patent. If you do not furnish the requested information, the U.S. Patent and Trademark Office may not be able to process and/or examine your submission, which may result in termination of proceedings or abandonment of the application or expiration of the patent.

The information provided by you in this form will be subject to the following routine uses:

1. The information on this form will be treated confidentially to the extent allowed under the Freedom of Information Act (5 U.S.C. 552) and the Privacy Act (5 U.S.C. 552a). Records from this system of records may be disclosed to the Department of Justice to determine whether the Freedom of Information Act requires disclosure of these records.
2. A record from this system of records may be disclosed, as a routine use, in the course of presenting evidence to a court, magistrate, or administrative tribunal, including disclosures to opposing counsel in the course of settlement negotiations.
3. A record in this system of records may be disclosed, as a routine use, to a Member of Congress submitting a request involving an individual, to whom the record pertains, when the individual has requested assistance from the Member with respect to the subject matter of the record.
4. A record in this system of records may be disclosed, as a routine use, to a contractor of the Agency having need for the information in order to perform a contract. Recipients of information shall be required to comply with the requirements of the Privacy Act of 1974, as amended, pursuant to 5 U.S.C. 552a(m).
5. A record related to an International Application filed under the Patent Cooperation Treaty in this system of records may be disclosed, as a routine use, to the International Bureau of the World Intellectual Property Organization, pursuant to the Patent Cooperation Treaty.
6. A record in this system of records may be disclosed, as a routine use, to another federal agency for purposes of National Security review (35 U.S.C. 181) and for review pursuant to the Atomic Energy Act (42 U.S.C. 218(c)).
7. A record from this system of records may be disclosed, as a routine use, to the Administrator, General Services, or his/her designee, during an inspection of records conducted by GSA as part of that agency's responsibility to recommend improvements in records management practices and programs, under authority of 44 U.S.C. 2904 and 2906. Such disclosure shall be made in accordance with the GSA regulations governing inspection of records for this purpose, and any other relevant (i.e., GSA or Commerce) directive. Such disclosure shall not be used to make determinations about individuals.
8. A record from this system of records may be disclosed, as a routine use, to the public after either publication of the application pursuant to 35 U.S.C. 122(b) or issuance of a patent pursuant to 35 U.S.C. 151. Further, a record may be disclosed, subject to the limitations of 37 CFR 1.14, as a routine use, to the public if the record was filed in an application which became abandoned or in which the proceedings were terminated and which application is referenced by either a published application, an application open to public inspections or an issued patent.
9. A record from this system of records may be disclosed, as a routine use, to a Federal, State, or local law enforcement agency, if the USPTO becomes aware of a violation or potential violation of law or regulation.

Under the Paperwork Reduction Act of 1995, no persons are required to respond to a collection of information unless it displays a valid OMB control number.

# DECLARATION (37 CFR 1.63) FOR UTILITY OR DESIGN APPLICATION USING AN APPLICATION DATA SHEET (37 CFR 1.76)

<b>Title of Invention</b>	<b>METHODS, SYSTEMS, AND COMPUTER PROGRAM PRODUCTS FOR SHARING A DATA OBJECT IN A DATA STORE VIA A COMMUNICATION</b>
<p>As the below named inventor, I hereby declare that:</p> <p>This declaration is directed to: <input checked="" type="checkbox"/> The attached application, or  <input type="checkbox"/> United States application or PCT international application number _____  filed on _____.</p> <p>The above-identified application was made or authorized to be made by me.</p> <p>I believe that I am the original inventor or an original joint inventor of a claimed invention in the application.</p> <p>I hereby acknowledge that any willful false statement made in this declaration is punishable under 18 U.S.C. 1001 by fine or imprisonment of not more than five (5) years, or both.</p> <p style="text-align: center;"><b>WARNING:</b></p> <p>Petitioner/applicant is cautioned to avoid submitting personal information in documents filed in a patent application that may contribute to identity theft. Personal information such as social security numbers, bank account numbers, or credit card numbers (other than a check or credit card authorization form PTO-2038 submitted for payment purposes) is never required by the USPTO to support a petition or an application. If this type of personal information is included in documents submitted to the USPTO, petitioners/applicants should consider redacting such personal information from the documents before submitting them to the USPTO. Petitioner/applicant is advised that the record of a patent application is available to the public after publication of the application (unless a non-publication request in compliance with 37 CFR 1.213(a) is made in the application) or issuance of a patent. Furthermore, the record from an abandoned application may also be available to the public if the application is referenced in a published application or an issued patent (see 37 CFR 1.14). Checks and credit card authorization forms PTO-2038 submitted for payment purposes are not retained in the application file and therefore are not publicly available.</p>	
<p><b>LEGAL NAME OF INVENTOR</b></p> <p>Inventor: <u>Robert Paul Morris</u> Date (Optional) : _____</p> <p>Signature: <u>/Robert Paul Morris/</u></p>	
<p>Note: An application data sheet (PTO/SB/14 or equivalent), including naming the entire inventive entity, must accompany this form or must have been previously filed. Use an additional PTO/AIA/01 form for each additional inventor.</p>	

This collection of information is required by 35 U.S.C. 115 and 37 CFR 1.63. The information is required to obtain or retain a benefit by the public which is to file (and by the USPTO to process) an application. Confidentiality is governed by 35 U.S.C. 122 and 37 CFR 1.11 and 1.14. This collection is estimated to take 1 minute to complete, including gathering, preparing, and submitting the completed application form to the USPTO. Time will vary depending upon the individual case. Any comments on the amount of time you require to complete this form and/or suggestions for reducing this burden, should be sent to the Chief Information Officer, U.S. Patent and Trademark Office, U.S. Department of Commerce, P.O. Box 1450, Alexandria, VA 22313-1450. DO NOT SEND FEES OR COMPLETED FORMS TO THIS ADDRESS. **SEND TO: Commissioner for Patents, P.O. Box 1450, Alexandria, VA 22313-1450.**

If you need assistance in completing the form, call 1-800-PTO-9199 and select option 2.

## Privacy Act Statement

The **Privacy Act of 1974 (P.L. 93-579)** requires that you be given certain information in connection with your submission of the attached form related to a patent application or patent. Accordingly, pursuant to the requirements of the Act, please be advised that: (1) the general authority for the collection of this information is 35 U.S.C. 2(b)(2); (2) furnishing of the information solicited is voluntary; and (3) the principal purpose for which the information is used by the U.S. Patent and Trademark Office is to process and/or examine your submission related to a patent application or patent. If you do not furnish the requested information, the U.S. Patent and Trademark Office may not be able to process and/or examine your submission, which may result in termination of proceedings or abandonment of the application or expiration of the patent.

The information provided by you in this form will be subject to the following routine uses:

1. The information on this form will be treated confidentially to the extent allowed under the Freedom of Information Act (5 U.S.C. 552) and the Privacy Act (5 U.S.C. 552a). Records from this system of records may be disclosed to the Department of Justice to determine whether disclosure of these records is required by the Freedom of Information Act.
2. A record from this system of records may be disclosed, as a routine use, in the course of presenting evidence to a court, magistrate, or administrative tribunal, including disclosures to opposing counsel in the course of settlement negotiations.
3. A record in this system of records may be disclosed, as a routine use, to a Member of Congress submitting a request involving an individual, to whom the record pertains, when the individual has requested assistance from the Member with respect to the subject matter of the record.
4. A record in this system of records may be disclosed, as a routine use, to a contractor of the Agency having need for the information in order to perform a contract. Recipients of information shall be required to comply with the requirements of the Privacy Act of 1974, as amended, pursuant to 5 U.S.C. 552a(m).
5. A record related to an International Application filed under the Patent Cooperation Treaty in this system of records may be disclosed, as a routine use, to the International Bureau of the World Intellectual Property Organization, pursuant to the Patent Cooperation Treaty.
6. A record in this system of records may be disclosed, as a routine use, to another federal agency for purposes of National Security review (35 U.S.C. 181) and for review pursuant to the Atomic Energy Act (42 U.S.C. 218(c)).
7. A record from this system of records may be disclosed, as a routine use, to the Administrator, General Services, or his/her designee, during an inspection of records conducted by GSA as part of that agency's responsibility to recommend improvements in records management practices and programs, under authority of 44 U.S.C. 2904 and 2906. Such disclosure shall be made in accordance with the GSA regulations governing inspection of records for this purpose, and any other relevant (*i.e.*, GSA or Commerce) directive. Such disclosure shall not be used to make determinations about individuals.
8. A record from this system of records may be disclosed, as a routine use, to the public after either publication of the application pursuant to 35 U.S.C. 122(b) or issuance of a patent pursuant to 35 U.S.C. 151. Further, a record may be disclosed, subject to the limitations of 37 CFR 1.14, as a routine use, to the public if the record was filed in an application which became abandoned or in which the proceedings were terminated and which application is referenced by either a published application, an application open to public inspection or an issued patent.
9. A record from this system of records may be disclosed, as a routine use, to a Federal, State, or local law enforcement agency, if the USPTO becomes aware of a violation or potential violation of law or regulation.



UNITED STATES PATENT AND TRADEMARK OFFICE

UNITED STATES DEPARTMENT OF COMMERCE  
United States Patent and Trademark Office  
Address: COMMISSIONER FOR PATENTS  
P.O. Box 1450  
Alexandria, Virginia 22313-1450  
www.uspto.gov

APPLICATION NUMBER	FILING or 371(c) DATE	GRP ART UNIT	FIL FEE REC'D	ATTY. DOCKET NO	TOT CLAIMS	IND CLAIMS
15/724,235	10/03/2017	1629	1340	DR0264A-CIP	30	4

CONFIRMATION NO. 3791

FILING RECEIPT



000000094833205

92045  
The Caldwell Firm, LLC  
PO Box 59655  
Dept. SVIPGP  
Dallas, TX 75229

Date Mailed: 10/19/2017

Receipt is acknowledged of this non-provisional patent application. The application will be taken up for examination in due course. Applicant will be notified as to the results of the examination. Any correspondence concerning the application must include the following identification information: the U.S. APPLICATION NUMBER, FILING DATE, NAME OF APPLICANT, and TITLE OF INVENTION. Fees transmitted by check or draft are subject to collection. Please verify the accuracy of the data presented on this receipt. **If an error is noted on this Filing Receipt, please submit a written request for a Filing Receipt Correction. Please provide a copy of this Filing Receipt with the changes noted thereon. If you received a "Notice to File Missing Parts" for this application, please submit any corrections to this Filing Receipt with your reply to the Notice. When the USPTO processes the reply to the Notice, the USPTO will generate another Filing Receipt incorporating the requested corrections**

**Inventor(s)**

Robert Paul Morris, Raleigh, NC;

**Applicant(s)**

Cedar Point Partners, LLC, Raleigh, NC;

**Power of Attorney:** The patent practitioners associated with Customer Number 92045

**Domestic Priority data as claimed by applicant**

This application is a CIP of 14/274,623 05/09/2014  
which is a CIP of 13/626,635 09/25/2012 ABN  
and is a CIP of 13/624,906 09/22/2012 ABN

**Foreign Applications** for which priority is claimed (You may be eligible to benefit from the **Patent Prosecution Highway** program at the USPTO. Please see <http://www.uspto.gov> for more information.) - None.

*Foreign application information must be provided in an Application Data Sheet in order to constitute a claim to foreign priority. See 37 CFR 1.55 and 1.76.*

**Permission to Access Application via Priority Document Exchange:** No

**Permission to Access Search Results:** Yes

Applicant may provide or rescind an authorization for access using Form PTO/SB/39 or Form PTO/SB/69 as appropriate.

**If Required, Foreign Filing License Granted:** 10/18/2017

The country code and number of your priority application, to be used for filing abroad under the Paris Convention, is **US 15/724,235**

**Projected Publication Date:** Request for Non-Publication Acknowledged

**Non-Publication Request:** Yes

**Early Publication Request:** No

**\*\* SMALL ENTITY \*\***

**Title**

METHODS, SYSTEMS, AND COMPUTER PROGRAM PRODUCTS FOR SHARING A DATA  
OBJECT IN A DATA STORE VIA A COMMUNICATION

**Preliminary Class**

514

**Statement under 37 CFR 1.55 or 1.78 for AIA (First Inventor to File) Transition Applications:** No

## **PROTECTING YOUR INVENTION OUTSIDE THE UNITED STATES**

Since the rights granted by a U.S. patent extend only throughout the territory of the United States and have no effect in a foreign country, an inventor who wishes patent protection in another country must apply for a patent in a specific country or in regional patent offices. Applicants may wish to consider the filing of an international application under the Patent Cooperation Treaty (PCT). An international (PCT) application generally has the same effect as a regular national patent application in each PCT-member country. The PCT process **simplifies** the filing of patent applications on the same invention in member countries, but **does not result** in a grant of "an international patent" and does not eliminate the need of applicants to file additional documents and fees in countries where patent protection is desired.

Almost every country has its own patent law, and a person desiring a patent in a particular country must make an application for patent in that country in accordance with its particular laws. Since the laws of many countries differ in various respects from the patent law of the United States, applicants are advised to seek guidance from specific foreign countries to ensure that patent rights are not lost prematurely.

Applicants also are advised that in the case of inventions made in the United States, the Director of the USPTO must issue a license before applicants can apply for a patent in a foreign country. The filing of a U.S. patent application serves as a request for a foreign filing license. The application's filing receipt contains further information and guidance as to the status of applicant's license for foreign filing.

Applicants may wish to consult the USPTO booklet, "General Information Concerning Patents" (specifically, the section entitled "Treaties and Foreign Patents") for more information on timeframes and deadlines for filing foreign patent applications. The guide is available either by contacting the USPTO Contact Center at 800-786-9199, or it can be viewed on the USPTO website at <http://www.uspto.gov/web/offices/pac/doc/general/index.html>.

For information on preventing theft of your intellectual property (patents, trademarks and copyrights), you may wish to consult the U.S. Government website, <http://www.stopfakes.gov>. Part of a Department of Commerce initiative, this website includes self-help "toolkits" giving innovators guidance on how to protect intellectual property in specific countries such as China, Korea and Mexico. For questions regarding patent enforcement issues, applicants may call the U.S. Government hotline at 1-866-999-HALT (1-866-999-4258).

**LICENSE FOR FOREIGN FILING UNDER**  
**Title 35, United States Code, Section 184**  
**Title 37, Code of Federal Regulations, 5.11 & 5.15**

**GRANTED**

The applicant has been granted a license under 35 U.S.C. 184, if the phrase "IF REQUIRED, FOREIGN FILING LICENSE GRANTED" followed by a date appears on this form. Such licenses are issued in all applications where the conditions for issuance of a license have been met, regardless of whether or not a license may be required as set forth in 37 CFR 5.15. The scope and limitations of this license are set forth in 37 CFR 5.15(a) unless an earlier license has been issued under 37 CFR 5.15(b). The license is subject to revocation upon written notification. The date indicated is the effective date of the license, unless an earlier license of similar scope has been granted under 37 CFR 5.13 or 5.14.

This license is to be retained by the licensee and may be used at any time on or after the effective date thereof unless it is revoked. This license is automatically transferred to any related applications(s) filed under 37 CFR 1.53(d). This license is not retroactive.

The grant of a license does not in any way lessen the responsibility of a licensee for the security of the subject matter as imposed by any Government contract or the provisions of existing laws relating to espionage and the national security or the export of technical data. Licensees should apprise themselves of current regulations especially with respect to certain countries, of other agencies, particularly the Office of Defense Trade Controls, Department of State (with respect to Arms, Munitions and Implements of War (22 CFR 121-128)); the Bureau of Industry and Security, Department of Commerce (15 CFR parts 730-774); the Office of Foreign Assets Control, Department of Treasury (31 CFR Parts 500+) and the Department of Energy.

**NOT GRANTED**

No license under 35 U.S.C. 184 has been granted at this time, if the phrase "IF REQUIRED, FOREIGN FILING LICENSE GRANTED" DOES NOT appear on this form. Applicant may still petition for a license under 37 CFR 5.12, if a license is desired before the expiration of 6 months from the filing date of the application. If 6 months has lapsed from the filing date of this application and the licensee has not received any indication of a secrecy order under 35 U.S.C. 181, the licensee may foreign file the application pursuant to 37 CFR 5.15(b).

---

***SelectUSA***

The United States represents the largest, most dynamic marketplace in the world and is an unparalleled location for business investment, innovation, and commercialization of new technologies. The U.S. offers tremendous resources and advantages for those who invest and manufacture goods here. Through SelectUSA, our nation works to promote and facilitate business investment. SelectUSA provides information assistance to the international investor community; serves as an ombudsman for existing and potential investors; advocates on behalf of U.S. cities, states, and regions competing for global investment; and counsels U.S. economic development organizations on investment attraction best practices. To learn more about why the United States is the best country in the world to develop technology, manufacture products, deliver services, and grow your business, visit <http://www.SelectUSA.gov> or call +1-202-482-6800.

<b>PATENT APPLICATION FEE DETERMINATION RECORD</b> Substitute for Form PTO-875						Application or Docket Number <b>15/724,235</b>				
<b>APPLICATION AS FILED - PART I</b>										
(Column 1)		(Column 2)		SMALL ENTITY		OTHER THAN SMALL ENTITY				
FOR	NUMBER FILED	NUMBER EXTRA	RATE(\$)	FEE(\$)		RATE(\$)	FEE(\$)			
BASIC FEE <small>(37 CFR 1.16(a), (b), or (c))</small>	N/A	N/A	N/A	70		N/A				
SEARCH FEE <small>(37 CFR 1.16(k), (l), or (m))</small>	N/A	N/A	N/A	300		N/A				
EXAMINATION FEE <small>(37 CFR 1.16(o), (p), or (q))</small>	N/A	N/A	N/A	360		N/A				
TOTAL CLAIMS <small>(37 CFR 1.16(j))</small>	30	minus 20 = 10	x 40 =	400	OR					
INDEPENDENT CLAIMS <small>(37 CFR 1.16(h))</small>	4	minus 3 = 1	x 210 =	210						
APPLICATION SIZE FEE <small>(37 CFR 1.16(s))</small>	If the specification and drawings exceed 100 sheets of paper, the application size fee due is \$310 (\$155 for small entity) for each additional 50 sheets or fraction thereof. See 35 U.S.C. 41(a)(1)(G) and 37 CFR 1.16(s).			0.00						
MULTIPLE DEPENDENT CLAIM PRESENT (37 CFR 1.16(j))				0.00						
* If the difference in column 1 is less than zero, enter "0" in column 2.			TOTAL	1340		TOTAL				
<b>APPLICATION AS AMENDED - PART II</b>										
(Column 1)		(Column 2)		(Column 3)		SMALL ENTITY		OTHER THAN SMALL ENTITY		
AMENDMENT A		CLAIMS REMAINING AFTER AMENDMENT		HIGHEST NUMBER PREVIOUSLY PAID FOR	PRESENT EXTRA	RATE(\$)	ADDITIONAL FEE(\$)		RATE(\$)	ADDITIONAL FEE(\$)
	Total <small>(37 CFR 1.16(i))</small>	*	Minus	**	=	x	=	OR	x	=
	Independent <small>(37 CFR 1.16(h))</small>	*	Minus	***	=	x	=	OR	x	=
	Application Size Fee (37 CFR 1.16(s))							OR		
	FIRST PRESENTATION OF MULTIPLE DEPENDENT CLAIM (37 CFR 1.16(j))							OR		
						TOTAL ADD'L FEE		OR	TOTAL ADD'L FEE	
AMENDMENT B		CLAIMS REMAINING AFTER AMENDMENT		HIGHEST NUMBER PREVIOUSLY PAID FOR	PRESENT EXTRA	RATE(\$)	ADDITIONAL FEE(\$)		RATE(\$)	ADDITIONAL FEE(\$)
	Total <small>(37 CFR 1.16(i))</small>	*	Minus	**	=	x	=	OR	x	=
	Independent <small>(37 CFR 1.16(h))</small>	*	Minus	***	=	x	=	OR	x	=
	Application Size Fee (37 CFR 1.16(s))							OR		
	FIRST PRESENTATION OF MULTIPLE DEPENDENT CLAIM (37 CFR 1.16(j))							OR		
						TOTAL ADD'L FEE		OR	TOTAL ADD'L FEE	
<p style="font-size: x-small;">* If the entry in column 1 is less than the entry in column 2, write "0" in column 3.</p> <p style="font-size: x-small;">** If the "Highest Number Previously Paid For" IN THIS SPACE is less than 20, enter "20".</p> <p style="font-size: x-small;">*** If the "Highest Number Previously Paid For" IN THIS SPACE is less than 3, enter "3".</p> <p style="font-size: x-small;">The "Highest Number Previously Paid For" (Total or Independent) is the highest found in the appropriate box in column 1.</p>										





# UNITED STATES PATENT AND TRADEMARK OFFICE

UNITED STATES DEPARTMENT OF COMMERCE  
United States Patent and Trademark Office  
Address: COMMISSIONER FOR PATENTS  
P.O. Box 1450  
Alexandria, Virginia 22313-1450  
www.uspto.gov

APPLICATION NO.	FILING DATE	FIRST NAMED INVENTOR	ATTORNEY DOCKET NO.	CONFIRMATION NO.
15/724,235	10/03/2017	Robert Paul Morris	DR0264A-CIP	3791
92045	7590	11/01/2017	EXAMINER	
The Caldwell Firm, LLC PO Box 59655 Dept. SVIPGP Dallas, TX 75229			ART UNIT	PAPER NUMBER
			1629	
			NOTIFICATION DATE	DELIVERY MODE
			11/01/2017	ELECTRONIC

**Please find below and/or attached an Office communication concerning this application or proceeding.**

The time period for reply, if any, is set in the attached communication.

Notice of the Office communication was sent electronically on above-indicated "Notification Date" to the following e-mail address(es):

pcaldwell@thecaldwellfirm.com  
eofficeaction@apccoll.com



UNITED STATES PATENT AND TRADEMARK OFFICE

Commissioner for Patents  
United States Patent and Trademark Office  
P.O. Box 1450  
Alexandria, VA 22313-1450  
www.uspto.gov

Doc Code:  
TRACK1.GRANT

<b>Decision Granting Request for Prioritized Examination (Track I or After RCE)</b>	Application No.: 15/724,235
<p>1. THE REQUEST FILED <u>October 03, 2017</u> IS <b><u>GRANTED</u></b>.</p> <p>The above-identified application has met the requirements for prioritized examination</p> <p>A. <input checked="" type="checkbox"/> for an original nonprovisional application (Track I). B. <input type="checkbox"/> for an application undergoing continued examination (RCE).</p> <p>2. <b>The above-identified application will undergo prioritized examination.</b> The application will be accorded special status throughout its entire course of prosecution until one of the following occurs:</p> <p>A. filing a <b><u>petition for extension of time</u></b> to extend the time period for filing a reply; B. filing an <b><u>amendment to amend the application to contain more than four independent claims, more than thirty total claims</u></b>, or a multiple dependent claim; C. filing a <b><u>request for continued examination</u></b>; D. filing a notice of appeal; E. filing a request for suspension of action; F. mailing of a notice of allowance; G. mailing of a final Office action; H. completion of examination as defined in 37 CFR 41.102; or I. abandonment of the application.</p> <p>Telephone inquiries with regard to this decision should be directed to <u>JoAnne Burke</u> at <u>571-272-4584</u>. In his/her absence, calls may be directed to <u>Brian Brown</u>, <u>571-272-5338</u>.</p> <p><u>/s/ JoAnne Burke/</u> [Signature]</p> <p><u>Paralegal Specialist, Office of Petitions</u> (Title)</p>	

## Office of Petitions: Routing Sheet



Application No.

**This application is being forwarded to your office for further processing. A decision has been rendered on a petition filed in this application, as indicated below. For details of this decision, please see the document PET.OP.DEC filed on the same date as this document.**

- ☒ **GRANTED**
- ☐ **DISMISSED**
- ☐ **DENIED**

## Office of Petitions: Decision Count Sheet

Mailing Month

10

Application No.

15724235



For US serial numbers: enter number only, no slashes or commas. Ex: 10123456

For PCT: enter "51+single digit of year of filing+last 5 numbers", Ex. for PCT/US05/12345, enter 51512345

Deciding Official:

BURKE, JOANNE

## Count (1) - Palm Credit

15724235

Decision: GRANT

FINANCE WORK NEEDED

☐ Select Check Box for YES

Decision Type: 643 - Track One request



Notes:

## Count (2)

Decision: n/a

FINANCE WORK NEEDED

☐ Select Check Box for YES

Decision Type: NONE

Notes:

## Count (3)

Decision: n/a

FINANCE WORK NEEDED

☐ Select Check Box for YES

Decision Type: NONE

Notes:

Initials of Approving Official (if required)

If more than 3 decisions, attach  
2nd count sheet & mark this box

Printed on: 10/27/2017

Office of Petitions Internal Document - Ver. 5.0

<b>INFORMATION DISCLOSURE STATEMENT BY APPLICANT</b> ( Not for submission under 37 CFR 1.99)	Application Number	15724235
	Filing Date	2017-10-03
	First Named Inventor	Robert Paul Morris
	Art Unit	2447
	Examiner Name	HWANG, JOON H
	Attorney Docket Number	DR0264A-CIP

U.S.PATENTS						
Examiner Initial*	Cite No	Patent Number	Kind Code <sup>1</sup>	Issue Date	Name of Patentee or Applicant of cited Document	Pages,Columns,Lines where Relevant Passages or Relevant Figures Appear
	1	6192394	B1	2001-02-20	Gutfreund et al.	
	2	6502236	B1	2002-12-31	Allen et al.	
	3	6996599	B1	2006-02-07	Anders et al.	
	4	7051119	B2	2006-05-23	Shafron et al.	
	5	7080120	B2	2006-07-18	Betros et al.	
	6	7130883	B2	2006-10-31	Zhu et al.	
	7	7133897	B1	2006-11-07	Tran	
	8	7209953	B2	2007-04-24	Brooks	

<b>INFORMATION DISCLOSURE STATEMENT BY APPLICANT</b> ( Not for submission under 37 CFR 1.99)	Application Number	15724235
	Filing Date	2017-10-03
	First Named Inventor	Robert Paul Morris
	Art Unit	2447
	Examiner Name	HWANG, JOON H
	Attorney Docket Number	DR0264A-CIP

	9	7328239	B1	2008-02-05	Berberian et al.	
	10	7421069	B2	2008-09-02	Vernon et al.	
	11	7426578	B2	2008-09-16	Jones et al.	
	12	7529798	B2	2009-05-05	Rust	
	13	7533146	B1	2009-05-12	Kumar	
	14	7567553	B2	2009-07-28	Morris	
	15	7613772	B2	2009-11-03	Bartram et al.	
	16	7623650	B2	2009-11-24	Dalton et al.	
	17	7624148	B2	2009-11-24	Dalen	
	18	7653668	B1	2010-01-26	Shelat et al.	
	19	7680950	B1	2010-03-16	Slaughter et al.	

<b>INFORMATION DISCLOSURE STATEMENT BY APPLICANT</b> ( Not for submission under 37 CFR 1.99)	Application Number	15724235
	Filing Date	2017-10-03
	First Named Inventor	Robert Paul Morris
	Art Unit	2447
	Examiner Name	HWANG, JOON H
	Attorney Docket Number	DR0264A-CIP

	20	7701882	B2	2010-04-20	Jones et al.	
	21	7757265	B2	2010-07-13	Reynolds et al.	
	22	7765581	B1	2010-07-27	Caronni et al.	
	23	7783718	B2	2010-08-24	Modi	
	24	7809709	B1	2010-10-05	Shelton E. Harrison	
	25	7809854	B2	2010-10-05	Jung et al.	
	26	7904369	B1	2011-03-08	Andreasen et al.	
	27	7949722	B1	2011-05-24	Ullman et al.	
	28	7953853	B2	2011-05-31	Christensen et al.	
	29	8020190	B2	2011-09-13	Plummer	
	30	8060619	B1	2011-11-15	Saulpaugh et al.	

<b>INFORMATION DISCLOSURE STATEMENT BY APPLICANT</b> ( Not for submission under 37 CFR 1.99)	Application Number	15724235
	Filing Date	2017-10-03
	First Named Inventor	Robert Paul Morris
	Art Unit	2447
	Examiner Name	HWANG, JOON H
	Attorney Docket Number	DR0264A-CIP

	31	8214329	B2	2012-07-03	Gilder et al.	
	32	8280948	B1	2012-10-02	Chen	
	33	8321499	B2	2012-11-27	Reisman	
	34	8332654	B2	2012-12-11	Anbuselvan	
	35	8359361	B2	2013-01-22	Thornton et al.	
	36	8583745	B2	2013-11-12	Bearman et al.	
	37	8671145	B2	2014-03-11	Roskowski et al.	
	38	8683576	B1	2014-03-25	Yun	
	39	8719251	B1	2014-05-06	English et al.	
	40	8775511	B2	2014-07-08	Vernon et al.	
	41	8812733	B1	2014-08-19	Black et al.	



<b>INFORMATION DISCLOSURE STATEMENT BY APPLICANT</b> ( Not for submission under 37 CFR 1.99)	Application Number		15724235	
	Filing Date		2017-10-03	
	First Named Inventor	Robert Paul Morris		
	Art Unit	2447		
	Examiner Name	HWANG, JOON H		
	Attorney Docket Number	DR0264A-CIP		

	42	8824643	B2	2014-09-02	Sahai	
	43	8849914	B2	2014-09-30	Bove et al.	
	44	8909710	B2	2014-12-09	Blackstock et al.	
	45	8996658	B2	2015-03-31	Anbuselvan	
	46	9053203	B2	2015-06-09	Wilson et al.	
	47	9299056	B2	2016-03-29	Kallman et al.	

If you wish to add additional U.S. Patent citation information please click the Add button.

#### U.S.PATENT APPLICATION PUBLICATIONS

Examiner Initial*	Cite No	Publication Number	Kind Code <sup>1</sup>	Publication Date	Name of Patentee or Applicant of cited Document	Pages,Columns,Lines where Relevant Passages or Relevant Figures Appear
	1	20020087505	A1	2002-07-04	Smith et al.	
	2	20020087522	A1	2002-07-04	MacGregor et al.	
	3	20020143855	A1	2002-10-03	Traversat et al.	

<b>INFORMATION DISCLOSURE STATEMENT BY APPLICANT</b> ( Not for submission under 37 CFR 1.99)	Application Number	15724235
	Filing Date	2017-10-03
	First Named Inventor	Robert Paul Morris
	Art Unit	2447
	Examiner Name	HWANG, JOON H
	Attorney Docket Number	DR0264A-CIP

	4	20020147840	A1	2002-10-10	Mutton et al.	
	5	20030172127	A1	2003-09-11	Northrup et al.	
	6	20030200268	A1	2003-10-23	Morris	
	7	20040015610	A1	2004-01-22	Treadwell	
	8	20040024754	A1	2004-02-05	Mane et al.	
	9	20040044727	A1	2004-03-04	Abdelaziz et al.	
	10	20040064478	A1	2004-04-01	Canesi	
	11	20040064511	A1	2004-04-01	Abdel-Aziz et al.	
	12	20040088347	A1	2004-05-06	Yeager et al.	
	13	20040117456	A1	2004-06-17	Brooks	
	14	20040186894	A1	2004-09-23	Jhingan et al.	

<b>INFORMATION DISCLOSURE STATEMENT BY APPLICANT</b> ( Not for submission under 37 CFR 1.99)	Application Number	15724235
	Filing Date	2017-10-03
	First Named Inventor	Robert Paul Morris
	Art Unit	2447
	Examiner Name	HWANG, JOON H
	Attorney Docket Number	DR0264A-CIP

	15	20050010646	A1	2005-01-13	Shiina	
	16	20050102348	A1	2005-05-12	Parsons et al.	
	17	20050114664	A1	2005-05-26	Davin	
	18	20050114671	A1	2005-05-26	Little et al.	
	19	20050223073	A1	2005-10-06	Malik	
	20	20060069787	A1	2006-03-30	Sinclair et al.	
	21	20060095531	A1	2006-05-04	Cho	
	22	20060224583	A1	2006-10-05	Fikes et al.	
	23	20060224608	A1	2006-10-05	Zamir et al.	
	24	20060224615	A1	2006-10-05	Korn et al.	
	25	20060224624	A1	2006-10-05	Korn et al.	

<b>INFORMATION DISCLOSURE STATEMENT BY APPLICANT</b> ( Not for submission under 37 CFR 1.99)	Application Number		15724235	
	Filing Date		2017-10-03	
	First Named Inventor	Robert Paul Morris		
	Art Unit	2447		
	Examiner Name	HWANG, JOON H		
	Attorney Docket Number	DR0264A-CIP		

	26	20060224938	A1	2006-10-05	Fikes et al.	
	27	20060256934	A1	2006-11-16	Mazor	
	28	20070067726	A1	2007-03-22	Flynt et al.	
	29	20070078902	A1	2007-04-05	Buschi et al.	
	30	20070100713	A1	2007-05-03	Favero et al.	
	31	20070180150	A1	2007-08-02	Eisner et al.	
	32	20080005103	A1	2008-01-03	Ratcliffe et al.	
	33	20080016160	A1	2008-01-17	Walter et al.	
	34	20080059500	A1	2008-03-06	Symens	
	35	20080098075	A1	2008-04-24	O&#39;Bryan et al.	
	36	20080155110	A1	2008-06-26	Morris	

<b>INFORMATION DISCLOSURE STATEMENT BY APPLICANT</b> ( Not for submission under 37 CFR 1.99)	Application Number	15724235
	Filing Date	2017-10-03
	First Named Inventor	Robert Paul Morris
	Art Unit	2447
	Examiner Name	HWANG, JOON H
	Attorney Docket Number	DR0264A-CIP

	37	20080201364	A1	2008-08-21	Buschi et al.	
	38	20080256199	A1	2008-10-16	Pesala	
	39	20080320094	A1	2008-12-25	Tu et al.	
	40	20090157829	A1	2009-06-18	Choi et al.	
	41	20090157859	A1	2009-06-18	Morris	
	42	20090177526	A1	2009-07-09	Aaltonen et al.	
	43	20090222450	A1	2009-09-03	Zigelman	
	44	20090254601	A1	2009-10-08	Moeller et al.	
	45	20090265426	A1	2009-10-22	Svendsen et al.	
	46	20090327904	A1	2009-12-31	Guzak et al.	
	47	20100011077	A1	2010-01-14	Shkolnikov et al.	

<b>INFORMATION DISCLOSURE STATEMENT BY APPLICANT</b> ( Not for submission under 37 CFR 1.99)	Application Number	15724235
	Filing Date	2017-10-03
	First Named Inventor	Robert Paul Morris
	Art Unit	2447
	Examiner Name	HWANG, JOON H
	Attorney Docket Number	DR0264A-CIP

	48	20100070602	A1	2010-03-18	Dale W. Malik	
	49	20100169442	A1	2010-07-01	Liu et al.	
	50	20100235439	A1	2010-09-16	Goodnow	
	51	20100312782	A1	2010-12-09	Li et al.	
	52	20110072033	A1	2011-03-24	White et al.	
	53	20110138004	A1	2011-06-09	McConn et al.	
	54	20110276637	A1	2011-11-10	Thornton et al.	
	55	20120011207	A1	2012-01-12	Morris	
	56	20120011444	A1	2012-01-12	Morris	
	57	20130046992	A1	2013-02-21	Resch et al.	
	58	20140089419	A1	2014-03-27	Morris	

<b>INFORMATION DISCLOSURE STATEMENT BY APPLICANT</b> ( Not for submission under 37 CFR 1.99)	Application Number		15724235	
	Filing Date		2017-10-03	
	First Named Inventor		Robert Paul Morris	
	Art Unit		2447	
	Examiner Name		HWANG, JOON H	
	Attorney Docket Number		DR0264A-CIP	

	59	20140089420	A1	2014-03-27	Morris	
	60	20140089421	A1	2014-03-27	Morris	
	61	20140108487	A1	2014-04-17	Rosset et al.	
	62	20140112319	A1	2014-04-24	Morris	
	63	20140172999	A1	2014-06-19	Morris	
	64	20140279050	A1	2014-09-18	Makar et al.	

If you wish to add additional U.S. Published Application citation information please click the Add button.

#### FOREIGN PATENT DOCUMENTS

Examiner Initial*	Cite No	Foreign Document Number <sup>3</sup>	Country Code <sup>2</sup>	Kind Code <sup>4</sup>	Publication Date	Name of Patentee or Applicant of cited Document	Pages, Columns, Lines where Relevant Passages or Relevant Figures Appear	T <sup>5</sup>
	1	2002077773	WO	A3	2009-06-11	Ross		<input type="checkbox"/>

If you wish to add additional Foreign Patent Document citation information please click the Add button

#### NON-PATENT LITERATURE DOCUMENTS

Examiner Initials*	Cite No	Include name of the author (in CAPITAL LETTERS), title of the article (when appropriate), title of the item (book, magazine, journal, serial, symposium, catalog, etc), date, pages(s), volume-issue number(s), publisher, city and/or country where published.	T <sup>5</sup>

<b>INFORMATION DISCLOSURE STATEMENT BY APPLICANT</b> ( Not for submission under 37 CFR 1.99)	Application Number		15724235
	Filing Date		2017-10-03
	First Named Inventor	Robert Paul Morris	
	Art Unit	2447	
	Examiner Name	HWANG, JOON H	
	Attorney Docket Number	DR0264A-CIP	

1	Berners-Lee, T, et al, "Uniform Resource Identifier (URI): Generic Syntax", RFC 3986, pages 1-61, 2005-01, Internet Engineering Task Force (IETF), <a href="http://www.ietf.org/rfc/rfc3986.txt">http://www.ietf.org/rfc/rfc3986.txt</a>	<input type="checkbox"/>
2	Crocker, D, "Standard for the Format of ARPA Internet Text Messages", RFC 822, pages 1-47, 1982-08, Internet Engineering Task Force (IETF), <a href="http://www.ietf.org/rfc/rfc822.txt">http://www.ietf.org/rfc/rfc822.txt</a>	<input type="checkbox"/>
3	Fielding, R, et al, "Hypertext Transfer Protocol -- HTTP/1.1", RFC 2616, pages 1-114, 1999-06, Internet Engineering Task Force (IETF), <a href="http://www.ietf.org/rfc/rfc2616.txt">http://www.ietf.org/rfc/rfc2616.txt</a>	<input type="checkbox"/>
4	FREED, N, et al, "Multipurpose Internet Mail Extensions (MIME) Part 1: Format of Internet Message Bodies", RFC 2045, pages 1-31, 1996-11, Internet Engineering Task Force (IETF), <a href="http://www.ietf.org/rfc/rfc2045.txt">http://www.ietf.org/rfc/rfc2045.txt</a>	<input type="checkbox"/>
5	Hoffman, P, et al, "The mailto URL scheme", RFC 2368, pages 1-10, 1998-07, Internet Engineering Task Force (IETF), <a href="http://www.ietf.org/rfc/rfc2368.txt">http://www.ietf.org/rfc/rfc2368.txt</a>	<input type="checkbox"/>
6	Klensin, J, "Simple Mail Transfer Protocol", RFC 5321, pages 1-95, 2008-10, Internet Engineering Task Force (IETF), <a href="http://www.ietf.org/rfc/rfc5321.txt">http://www.ietf.org/rfc/rfc5321.txt</a>	<input type="checkbox"/>
7	Myers, J, et al, "Post Office Protocol - version 3", RFC 1939, pages 1-23, 1996-05, Internet Engineering Task Force (IETF), <a href="http://www.ietf.org/rfc/rfc1939.txt">http://www.ietf.org/rfc/rfc1939.txt</a>	<input type="checkbox"/>
8	Office Action Summary in U.S. Pat. App. No. 12833014 dated 08022012	<input type="checkbox"/>
9	Office Action Summary in U.S. Pat. App. No. 12833016 dated 02142014	<input type="checkbox"/>
10	Office Action Summary in U.S. Pat. App. No. 12833016 dated 05102013	<input type="checkbox"/>
11	Office Action Summary in U.S. Pat. App. No. 12833016 dated 09202012	<input type="checkbox"/>



<b>INFORMATION DISCLOSURE STATEMENT BY APPLICANT</b> ( Not for submission under 37 CFR 1.99)	Application Number	15724235
	Filing Date	2017-10-03
	First Named Inventor	Robert Paul Morris
	Art Unit	2447
	Examiner Name	HWANG, JOON H
	Attorney Docket Number	DR0264A-CIP

	12	Office Action Summary in U.S. Pat. App. No. 13624906 dated 12312014	<input type="checkbox"/>
	13	Office Action Summary in U.S. Pat. App. No. 13624940 dated 07182014	<input type="checkbox"/>
	14	Office Action Summary in U.S. Pat. App. No. 13626635 dated 08292014	<input type="checkbox"/>
	15	Office Action Summary in U.S. Pat. App. No. 13647144 dated 12012014	<input type="checkbox"/>
	16	Office Action Summary in U.S. Pat. App. No. 13654647 dated 09252014	<input type="checkbox"/>
	17	Office Action Summary in U.S. Pat. App. No. 13716156 dated 03262015	<input type="checkbox"/>
	18	Office Action Summary in U.S. Pat. App. No. 13716158 dated 05082015	<input type="checkbox"/>
	19	Office Action Summary in U.S. Pat. App. No. 13716159 dated 10072015	<input type="checkbox"/>
	20	Office Action Summary in U.S. Pat. App. No. 13716160 dated 10262015	<input type="checkbox"/>
	21	Office Action Summary in U.S. Pat. App. No. 14274623 dated 03292017	<input type="checkbox"/>
	22	Office Action Summary in U.S. Pat. App. No. 14274623 dated 10032016	<input type="checkbox"/>

<b>INFORMATION DISCLOSURE STATEMENT BY APPLICANT</b> ( Not for submission under 37 CFR 1.99)	Application Number		15724235
	Filing Date		2017-10-03
	First Named Inventor	Robert Paul Morris	
	Art Unit	2447	
	Examiner Name	HWANG, JOON H	
	Attorney Docket Number	DR0264A-CIP	

	23	RESNICK, E, "Internet Message Format", RFC 5322, pages 1-57, 2008-10, Internet Engineering Task Force (IETF), <a href="http://www.ietf.org/rfc/rfc5322.txt">http://www.ietf.org/rfc/rfc5322.txt</a>	<input type="checkbox"/>
	24	RICHARDSON T, et al, "The Remote Framebuffer Protocol", RFC 6143, pages 1-39, 2011-03, Internet Engineering Task Force (IETF), <a href="http://www.ietf.org/rfc/rfc6143.txt">http://www.ietf.org/rfc/rfc6143.txt</a>	<input type="checkbox"/>
	25	Rosenberg, J, et al, "SIP: Session Initiation Protocol", RFC 3261, pages 1-269, 2002-06, Internet Engineering Task Force (IETF), <a href="http://www.ietf.org/rfc/rfc3261.txt">http://www.ietf.org/rfc/rfc3261.txt</a>	<input type="checkbox"/>
	26	Wilde, E, et al, "URI Scheme for Global System for Mobile Communications (GSM) Short Message Service", RFC 5724, pages 1-18, 2010-01, Internet Engineering Task Force (IETF), <a href="http://www.ietf.org/rfc/rfc5724.txt">http://www.ietf.org/rfc/rfc5724.txt</a>	<input type="checkbox"/>

If you wish to add additional non-patent literature document citation information please click the Add button

#### EXAMINER SIGNATURE

Examiner Signature		Date Considered	
--------------------	--	-----------------	--

\*EXAMINER: Initial if reference considered, whether or not citation is in conformance with MPEP 609. Draw line through a citation if not in conformance and not considered. Include copy of this form with next communication to applicant.

<sup>1</sup> See Kind Codes of USPTO Patent Documents at [www.USPTO.GOV](http://www.USPTO.GOV) or MPEP 901.04. <sup>2</sup> Enter office that issued the document, by the two-letter code (WIPO Standard ST.3). <sup>3</sup> For Japanese patent documents, the indication of the year of the reign of the Emperor must precede the serial number of the patent document. <sup>4</sup> Kind of document by the appropriate symbols as indicated on the document under WIPO Standard ST.16 if possible. <sup>5</sup> Applicant is to place a check mark here if English language translation is attached.

<b>INFORMATION DISCLOSURE STATEMENT BY APPLICANT</b> ( Not for submission under 37 CFR 1.99)	Application Number	15724235
	Filing Date	2017-10-03
	First Named Inventor	Robert Paul Morris
	Art Unit	2447
	Examiner Name	HWANG, JOON H
	Attorney Docket Number	DR0264A-CIP

### CERTIFICATION STATEMENT

Please see 37 CFR 1.97 and 1.98 to make the appropriate selection(s):

☐ That each item of information contained in the information disclosure statement was first cited in any communication from a foreign patent office in a counterpart foreign application not more than three months prior to the filing of the information disclosure statement. See 37 CFR 1.97(e)(1).

**OR**

☐ That no item of information contained in the information disclosure statement was cited in a communication from a foreign patent office in a counterpart foreign application, and, to the knowledge of the person signing the certification after making reasonable inquiry, no item of information contained in the information disclosure statement was known to any individual designated in 37 CFR 1.56(c) more than three months prior to the filing of the information disclosure statement. See 37 CFR 1.97(e)(2).

☐ See attached certification statement.

☐ The fee set forth in 37 CFR 1.17 (p) has been submitted herewith.

☒ A certification statement is not submitted herewith.

### SIGNATURE

A signature of the applicant or representative is required in accordance with CFR 1.33, 10.18. Please see CFR 1.4(d) for the form of the signature.

Signature	/Patrick Caldwell/	Date (YYYY-MM-DD)	2017-12-09
Name/Print	Patrick Caldwell	Registration Number	44580

This collection of information is required by 37 CFR 1.97 and 1.98. The information is required to obtain or retain a benefit by the public which is to file (and by the USPTO to process) an application. Confidentiality is governed by 35 U.S.C. 122 and 37 CFR 1.14. This collection is estimated to take 1 hour to complete, including gathering, preparing and submitting the completed application form to the USPTO. Time will vary depending upon the individual case. Any comments on the amount of time you require to complete this form and/or suggestions for reducing this burden, should be sent to the Chief Information Officer, U.S. Patent and Trademark Office, U.S. Department of Commerce, P.O. Box 1450, Alexandria, VA 22313-1450. **DO NOT SEND FEES OR COMPLETED FORMS TO THIS ADDRESS. SEND TO: Commissioner for Patents, P.O. Box 1450, Alexandria, VA 22313-1450.**

## Privacy Act Statement

The Privacy Act of 1974 (P.L. 93-579) requires that you be given certain information in connection with your submission of the attached form related to a patent application or patent. Accordingly, pursuant to the requirements of the Act, please be advised that: (1) the general authority for the collection of this information is 35 U.S.C. 2(b)(2); (2) furnishing of the information solicited is voluntary; and (3) the principal purpose for which the information is used by the U.S. Patent and Trademark Office is to process and/or examine your submission related to a patent application or patent. If you do not furnish the requested information, the U.S. Patent and Trademark Office may not be able to process and/or examine your submission, which may result in termination of proceedings or abandonment of the application or expiration of the patent.

The information provided by you in this form will be subject to the following routine uses:

1. The information on this form will be treated confidentially to the extent allowed under the Freedom of Information Act (5 U.S.C. 552) and the Privacy Act (5 U.S.C. 552a). Records from this system of records may be disclosed to the Department of Justice to determine whether the Freedom of Information Act requires disclosure of these records.
2. A record from this system of records may be disclosed, as a routine use, in the course of presenting evidence to a court, magistrate, or administrative tribunal, including disclosures to opposing counsel in the course of settlement negotiations.
3. A record in this system of records may be disclosed, as a routine use, to a Member of Congress submitting a request involving an individual, to whom the record pertains, when the individual has requested assistance from the Member with respect to the subject matter of the record.
4. A record in this system of records may be disclosed, as a routine use, to a contractor of the Agency having need for the information in order to perform a contract. Recipients of information shall be required to comply with the requirements of the Privacy Act of 1974, as amended, pursuant to 5 U.S.C. 552a(m).
5. A record related to an International Application filed under the Patent Cooperation Treaty in this system of records may be disclosed, as a routine use, to the International Bureau of the World Intellectual Property Organization, pursuant to the Patent Cooperation Treaty.
6. A record in this system of records may be disclosed, as a routine use, to another federal agency for purposes of National Security review (35 U.S.C. 181) and for review pursuant to the Atomic Energy Act (42 U.S.C. 218(c)).
7. A record from this system of records may be disclosed, as a routine use, to the Administrator, General Services, or his/her designee, during an inspection of records conducted by GSA as part of that agency's responsibility to recommend improvements in records management practices and programs, under authority of 44 U.S.C. 2904 and 2906. Such disclosure shall be made in accordance with the GSA regulations governing inspection of records for this purpose, and any other relevant (i.e., GSA or Commerce) directive. Such disclosure shall not be used to make determinations about individuals.
8. A record from this system of records may be disclosed, as a routine use, to the public after either publication of the application pursuant to 35 U.S.C. 122(b) or issuance of a patent pursuant to 35 U.S.C. 151. Further, a record may be disclosed, subject to the limitations of 37 CFR 1.14, as a routine use, to the public if the record was filed in an application which became abandoned or in which the proceedings were terminated and which application is referenced by either a published application, an application open to public inspections or an issued patent.
9. A record from this system of records may be disclosed, as a routine use, to a Federal, State, or local law enforcement agency, if the USPTO becomes aware of a violation or potential violation of law or regulation.

Electronic Acknowledgement Receipt	
EFS ID:	31179750
Application Number:	15724235
International Application Number:	
Confirmation Number:	3791
Title of Invention:	METHODS, SYSTEMS, AND COMPUTER PROGRAM PRODUCTS FOR SHARING A DATA OBJECT IN A DATA STORE VIA A COMMUNICATION
First Named Inventor/Applicant Name:	Robert Paul Morris
Customer Number:	92045
Filer:	Patrick Edgar Caldwell
Filer Authorized By:	
Attorney Docket Number:	DR0264A-CIP
Receipt Date:	09-DEC-2017
Filing Date:	03-OCT-2017
Time Stamp:	23:30:44
Application Type:	Utility under 35 USC 111(a)

### Payment information:

Submitted with Payment	no
------------------------	----

### File Listing:

Document Number	Document Description	File Name	File Size(Bytes)/ Message Digest	Multi Part /.zip	Pages (if appl.)
1	Information Disclosure Statement (IDS) Form (SB08)	DR0264ACIP_IDS_vF_09-Dec-2017.pdf	94809  9e76ce4393be74a17533c2705083cec287bae0ff	no	16

### Warnings:

Information:					
This is not an USPTO supplied IDS fillable form					
2	Non Patent Literature	Berners_Uniform_Resource.pdf	2870023	no	62
			07c5d1cc67b3d3837e348c80a497b84057c15efd		
Warnings:					
Information:					
3	Non Patent Literature	Crocker_standard_for_the_for mat.pdf	1881398	no	50
			cb6a0344f9c505bba5ce5416323a02978ad61348		
Warnings:					
Information:					
4	Non Patent Literature	Fielding_Hypertext.pdf	7066898	no	114
			0149efb2035d8d081ac9bcb8697906b8dc1d408f		
Warnings:					
Information:					
5	Non Patent Literature	Freed_Multipurpose_Internet.pdf	1223153	no	32
			c471db4b0cb54795551f387456cc5c81df1927a2		
Warnings:					
Information:					
6	Non Patent Literature	Hoffman_The_mailto.pdf	354828	no	10
			605aa02351e19e5a43db3ea2f32ecaacf0b5d061		
Warnings:					
Information:					
7	Non Patent Literature	Klensin_Simple_Mail.pdf	4713687	no	96
			a43d12cd516ed36fb6084ba11aca1aa7be03409c		
Warnings:					
Information:					
8	Non Patent Literature	Myers_Post_Office_Protocol.pdf	877601	no	24
			936ed5d23f1d56e681d571c9f6e135c1f3648cb4		
Warnings:					
Information:					
Unified Pat					

9	Non Patent Literature	Resnick_Internet_Message.pdf	1971979	no	58
			f8fd5f04221bbd33d3a9ef4048efc300d5a3b072		
Warnings:					
Information:					
10	Non Patent Literature	Richardson_The_Remote.pdf	1548864	no	39
			6b635ff5619222c9eb24236c56cbc6c8ebbdcc14b		
Warnings:					
Information:					
11	Non Patent Literature	Rosenberg_SIP_Session.pdf	13277090	no	270
			315b4188b30fa476696753345f56c7811670e864		
Warnings:					
Information:					
12	Non Patent Literature	Wilde_URI_Scheme.pdf	679861	no	17
			cd9a8887f04824334887c6add94efcc9041bb6c1275		
Warnings:					
Information:					
13	Non Patent Literature	12833014_NFOA08022012.pdf	527637	no	16
			1ef30e808f34336ef37379745cf21380e551e4a8		
Warnings:					
Information:					
14	Non Patent Literature	12833016_FOA05102013.pdf	1002571	no	30
			f13b7838de7439568d15d65fef5e765c5e265764		
Warnings:					
Information:					
15	Non Patent Literature	12833016_NFOA02142014.pdf	684548	no	20
			529cd0cb53c19580f56019771e6570cb1e323049		
Warnings:					
Information:					

16	Non Patent Literature	12833016_NFOA09202012.pdf	744007	no	23
			7b720e590ca14838b2587dd2d24cfa18b8a917ab		
Warnings:					
Information:					
17	Non Patent Literature	13624906_NFOA12312014.pdf	661051	no	18
			6b0f12612d19d688fc64605ff732a013429d1ef25		
Warnings:					
Information:					
18	Non Patent Literature	13624940_NFOA07182014.pdf	747513	no	21
			239778b0ba306b562eaa1707a767f102961cb3c9		
Warnings:					
Information:					
19	Non Patent Literature	13626635_NFOA08292014.pdf	1473128	no	31
			30db455a056dc993925a271288a3bf310551b899		
Warnings:					
Information:					
20	Non Patent Literature	13647144_NFOA12012014.pdf	924353	no	27
			a83fd88b13997ee673ba0a05b672292d890d0741		
Warnings:					
Information:					
21	Non Patent Literature	13654647_NFOA09252014.pdf	516404	no	13
			b7f91f9bd7a5d5aaba509e99e5c232529c3cad5a		
Warnings:					
Information:					
22	Non Patent Literature	13716156_NFOA03262015.pdf	336162	no	10
			94dce1a5e4652e6d7866af297ac9d7620805f49c		
Warnings:					
Information:					



23	Non Patent Literature	13716158_NFOA05082015.pdf	859906	no	27
			c207ead4c30423b2edd710ec68d149302b47ce43		
Warnings:					
Information:					
24	Non Patent Literature	13716159_NFOA10072015.pdf	610556	no	18
			c1523353632abe77a47993798a66fd7264b5b5e9		
Warnings:					
Information:					
25	Non Patent Literature	13716160_NFOA10262015.pdf	706917	no	20
			eb3770e9b49087ef6539abd70a6add1b77dce72		
Warnings:					
Information:					
26	Non Patent Literature	14274623_FOA03292017.pdf	1452795	no	37
			fd44fb0302a1d8f6f9747ddb00eaa49102e6f5c8		
Warnings:					
Information:					
27	Non Patent Literature	14274623_NFOA10032016.pdf	705138	no	19
			cc999bd634c9500d3bb3b4d7beb25cf8a8f2e98d		
Warnings:					
Information:					
Total Files Size (in bytes):			48512877		

This Acknowledgement Receipt evidences receipt on the noted date by the USPTO of the indicated documents, characterized by the applicant, and including page counts, where applicable. It serves as evidence of receipt similar to a Post Card, as described in MPEP 503.

**New Applications Under 35 U.S.C. 111**

If a new application is being filed and the application includes the necessary components for a filing date (see 37 CFR 1.53(b)-(d) and MPEP 506), a Filing Receipt (37 CFR 1.54) will be issued in due course and the date shown on this Acknowledgement Receipt will establish the filing date of the application.

**National Stage of an International Application under 35 U.S.C. 371**

If a timely submission to enter the national stage of an international application is compliant with the conditions of 35 U.S.C. 371 and other applicable requirements a Form PCT/DO/EO/903 indicating acceptance of the application as a national stage submission under 35 U.S.C. 371 will be issued in addition to the Filing Receipt, in due course.

**New International Application Filed with the USPTO as a Receiving Office**

If a new international application is being filed and the international application includes the necessary components for an international filing date (see PCT Article 11 and MPEP 1810), a Notification of the International Application Number and of the International Filing Date (Form PCT/RO/105) will be issued in due course, subject to prescriptions concerning national security, and the date shown on this Acknowledgement Receipt will establish the international filing date of the application.



# UNITED STATES PATENT AND TRADEMARK OFFICE

UNITED STATES DEPARTMENT OF COMMERCE  
United States Patent and Trademark Office  
Address: COMMISSIONER FOR PATENTS  
P.O. Box 1450  
Alexandria, Virginia 22313-1450  
www.uspto.gov

APPLICATION NO.	FILING DATE	FIRST NAMED INVENTOR	ATTORNEY DOCKET NO.	CONFIRMATION NO.				
15/724,235	10/03/2017	Robert Paul Morris	DR0264A-CIP	3791				
92045 The Caldwell Firm, LLC PO Box 59655 Dept. SVIPGP Dallas, TX 75229	7590 01/05/2018		<table border="1"><tr><td>EXAMINER</td></tr><tr><td>SALL, EL HADJI MALICK</td></tr></table>		EXAMINER	SALL, EL HADJI MALICK		
EXAMINER								
SALL, EL HADJI MALICK								
			<table border="1"><tr><td>ART UNIT</td><td>PAPER NUMBER</td></tr><tr><td>2457</td><td></td></tr></table>	ART UNIT	PAPER NUMBER	2457		
ART UNIT	PAPER NUMBER							
2457								
			<table border="1"><tr><td>NOTIFICATION DATE</td><td>DELIVERY MODE</td></tr><tr><td>01/05/2018</td><td>ELECTRONIC</td></tr></table>	NOTIFICATION DATE	DELIVERY MODE	01/05/2018	ELECTRONIC	
NOTIFICATION DATE	DELIVERY MODE							
01/05/2018	ELECTRONIC							

**Please find below and/or attached an Office communication concerning this application or proceeding.**

The time period for reply, if any, is set in the attached communication.

Notice of the Office communication was sent electronically on above-indicated "Notification Date" to the following e-mail address(es):

pcaldwell@thecaldwellfirm.com  
eofficeaction@apcoll.com

<b>Office Action Summary</b>	<b>Application No.</b> 15/724,235	<b>Applicant(s)</b> MORRIS, ROBERT PAUL	
	<b>Examiner</b> EL HADJI SALL	<b>Art Unit</b> 2457	<b>AIA (First Inventor to File) Status</b> No

**-- The MAILING DATE of this communication appears on the cover sheet with the correspondence address --**

**Period for Reply**

A SHORTENED STATUTORY PERIOD FOR REPLY IS SET TO EXPIRE 3 MONTHS FROM THE MAILING DATE OF THIS COMMUNICATION.

- Extensions of time may be available under the provisions of 37 CFR 1.136(a). In no event, however, may a reply be timely filed after SIX (6) MONTHS from the mailing date of this communication.
- If NO period for reply is specified above, the maximum statutory period will apply and will expire SIX (6) MONTHS from the mailing date of this communication.
- Failure to reply within the set or extended period for reply will, by statute, cause the application to become ABANDONED (35 U.S.C. § 133). Any reply received by the Office later than three months after the mailing date of this communication, even if timely filed, may reduce any earned patent term adjustment. See 37 CFR 1.704(b).

**Status**

- 1) ☒ Responsive to communication(s) filed on 10/03/2017.  
☐ A declaration(s)/affidavit(s) under **37 CFR 1.130(b)** was/were filed on \_\_\_\_.
- 2a) ☐ This action is **FINAL**.                      2b) ☒ This action is non-final.
- 3) ☐ An election was made by the applicant in response to a restriction requirement set forth during the interview on \_\_\_\_; the restriction requirement and election have been incorporated into this action.
- 4) ☐ Since this application is in condition for allowance except for formal matters, prosecution as to the merits is closed in accordance with the practice under *Ex parte Quayle*, 1935 C.D. 11, 453 O.G. 213.

**Disposition of Claims\***

- 5) ☒ Claim(s) 1-30 is/are pending in the application.  
5a) Of the above claim(s) \_\_\_\_ is/are withdrawn from consideration.
- 6) ☐ Claim(s) \_\_\_\_ is/are allowed.
- 7) ☒ Claim(s) 1-30 is/are rejected.
- 8) ☐ Claim(s) \_\_\_\_ is/are objected to.
- 9) ☐ Claim(s) \_\_\_\_ are subject to restriction and/or election requirement.

\* If any claims have been determined allowable, you may be eligible to benefit from the **Patent Prosecution Highway** program at a participating intellectual property office for the corresponding application. For more information, please see [http://www.uspto.gov/patents/init\\_events/pph/index.jsp](http://www.uspto.gov/patents/init_events/pph/index.jsp) or send an inquiry to [PPHfeedback@uspto.gov](mailto:PPHfeedback@uspto.gov).

**Application Papers**

- 10) ☐ The specification is objected to by the Examiner.
- 11) ☐ The drawing(s) filed on \_\_\_\_ is/are: a) ☐ accepted or b) ☐ objected to by the Examiner.  
Applicant may not request that any objection to the drawing(s) be held in abeyance. See 37 CFR 1.85(a).  
Replacement drawing sheet(s) including the correction is required if the drawing(s) is objected to. See 37 CFR 1.121(d).

**Priority under 35 U.S.C. § 119**

- 12) ☐ Acknowledgment is made of a claim for foreign priority under 35 U.S.C. § 119(a)-(d) or (f).

**Certified copies:**

- a) ☐ All    b) ☐ Some\*\* c) ☐ None of the:
1. ☐ Certified copies of the priority documents have been received.
  2. ☐ Certified copies of the priority documents have been received in Application No. \_\_\_\_.
  3. ☐ Copies of the certified copies of the priority documents have been received in this National Stage application from the International Bureau (PCT Rule 17.2(a)).

\*\* See the attached detailed Office action for a list of the certified copies not received.

**Attachment(s)**

- 1) ☒ Notice of References Cited (PTO-892)
- 2) ☒ Information Disclosure Statement(s) (PTO/SB/08a and/or PTO/SB/08b)  
Paper No(s)/Mail Date 12/09/2017.
- 3) ☐ Interview Summary (PTO-413)  
Paper No(s)/Mail Date. \_\_\_\_.
- 4) ☐ Other: \_\_\_\_.

The present application is being examined under the pre-AIA first to invent provisions.

### **DETAILED ACTION**

**1.** This Office Action is in response to the application filed on October 3, 2017. Claims 1-30 are pending. Claims 1-30 represent METHODS, SYSTEMS, AND COMPUTER PROGRAM PRODUCTS FOR SHARING A DATA OBJECT IN A DATA STORE VIA A COMMUNICATION.

#### ***Claim Rejections - 35 USC § 101***

35 U.S.C. 101 reads as follows:

Whoever invents or discovers any new and useful process, machine, manufacture, or composition of matter, or any new and useful improvement thereof, may obtain a patent therefor, subject to the conditions and requirements of this title.

**2.** Claims 1-30 are rejected under 35 U.S.C. 101 because the claimed invention is directed to a judicial exception (i.e., a law of nature, a natural phenomenon, or an abstract idea) without significantly more.

Claims 1-30 are directed to standalone ideas of creating, sending, receiving, detecting and displaying data on the interface. More specifically, the “display”, “receive”, “send”, “create”, “cause”, “generate” and “detect”. Therefore are standalone ideas, and do not include additional elements that are sufficient to amount to significantly more than the judicial exception because the additional computer elements, which are recited at a high level of generality, provide conventional computer functions that do not add meaningful limits to practicing the abstract idea as recited in the claims have been found by the courts to be an abstract idea (Bilski and Alice).

Claims 1-30 recite a system, an apparatus and a computer implemented method, including some non-transitory element, but does not include additional elements that are sufficient to amount to significantly more than the judicial exception because the additional elements are simply a generic recitation of a computer readable storage device and a processor performing their generic computer functions. The claim amounts to no more than performing a standalone idea by using a computer and a network. Taking the elements both individually and as a combination, the computer components in the claim perform purely generic computer functions. Thus, the claim as a whole does not amount to significantly more than the abstract idea itself.

Accordingly, the above claims are ineligible.

### **Conclusion**

**3.** Any inquiry concerning this communication or earlier communications from the examiner should be directed to El Hadji M Sall whose telephone number is 571-272-4010. The examiner can normally be reached on 8:00-4:30.

If attempts to reach the examiner by telephone are unsuccessful, the examiner's supervisor, Ario Etienne can be reached on 571-272-4001. The fax phone number for the organization where this application or proceeding is assigned is 571-273-8300.

Information regarding the status of an application may be obtained from the Patent Application Information Retrieval (PAIR) system. Status information for published applications may be obtained from either Private PAIR or Public PAIR. Status information for unpublished applications is available through Private PAIR only.

Application/Control Number: 15/724,235  
Art Unit: 2457

Page 4

For more information about the PAIR system, see <http://pair-direct.uspto.gov>. Should you have questions on access to the Private PAIR system, contact the Electronic Business Center (EBC) at 866-217-9197 (toll-free).

/EL HADJI SALL/

Primary Examiner, Art Unit 2457

<b>Notice of References Cited</b>	Application/Control No. 15/724,235	Applicant(s)/Patent Under Reexamination MORRIS, ROBERT PAUL	
	Examiner EL HADJI SALL	Art Unit 2457	Page 1 of 1

**U.S. PATENT DOCUMENTS**

*		Document Number Country Code-Number-Kind Code	Date MM-YYYY	Name	CPC Classification	US Classification
*	A	US-2013/0318176 A1	11-2013	Claux; David	G06Q10/107	709/206
*	B	US-2008/0256199 A1	10-2008	Pesala; Hari Krishna	G06Q10/107	709/206
*	C	US-2004/0186894 A1	09-2004	Jhingan, Nikhil	G06Q10/107	709/207
*	D	US-2008/0172483 A1	07-2008	Mickeleit; Carsten	H04L51/38	709/223
*	E	US-2008/0056459 A1	03-2008	Vallier; William E.	H04L29/06027	379/88.12
*	F	US-2007/0136430 A1	06-2007	Qureshi; Imran I.	H04L51/30	709/206
	G	US-				
	H	US-				
	I	US-				
	J	US-				
	K	US-				
	L	US-				
	M	US-				

**FOREIGN PATENT DOCUMENTS**

*		Document Number Country Code-Number-Kind Code	Date MM-YYYY	Country	Name	CPC Classification
	N					
	O					
	P					
	Q					
	R					
	S					
	T					

**NON-PATENT DOCUMENTS**

*		Include as applicable: Author, Title Date, Publisher, Edition or Volume, Pertinent Pages)
	U	
	V	
	W	
	X	

\*A copy of this reference is not being furnished with this Office action. (See MPEP § 707.05(a).)  
Dates in MM-YYYY format are publication dates. Classifications may be US or foreign.






## UNITED STATES PATENT AND TRADEMARK OFFICE

UNITED STATES DEPARTMENT OF COMMERCE  
 United States Patent and Trademark Office  
 Address: COMMISSIONER FOR PATENTS  
 P.O. Box 1450  
 Alexandria, Virginia 22313-1450  
 www.uspto.gov

## BIB DATA SHEET

CONFIRMATION NO. 3791

<b>SERIAL NUMBER</b> 15/724,235	<b>FILING or 371(c) DATE</b> 10/03/2017 <b>RULE</b>	<b>CLASS</b> 709	<b>GROUP ART UNIT</b> 2457	<b>ATTORNEY DOCKET NO.</b> DR0264A-CIP		
<b>APPLICANTS</b> Cedar Point Partners, LLC, Raleigh, NC; <b>INVENTORS</b> Robert Paul Morris, Raleigh, NC; <b>** CONTINUING DATA *****</b> This application is a CIP of 14/274,623 05/09/2014 which is a CIP of 13/626,635 09/25/2012 ABN and is a CIP of 13/624,906 09/22/2012 ABN <b>** FOREIGN APPLICATIONS *****</b> <b>** IF REQUIRED, FOREIGN FILING LICENSE GRANTED ** * SMALL ENTITY **</b> 10/18/2017						
Foreign Priority claimed <input type="checkbox"/> Yes <input checked="" type="checkbox"/> No	35 USC 119(a-d) conditions met <input type="checkbox"/> Yes <input checked="" type="checkbox"/> No	<input type="checkbox"/> Met after Allowance ES Initials	<b>STATE OR COUNTRY</b> NC	<b>SHEETS DRAWINGS</b> 15	<b>TOTAL CLAIMS</b> 30	<b>INDEPENDENT CLAIMS</b> 4
<b>ADDRESS</b> The Caldwell Firm, LLC PO Box 59655 Dept. SVIPGP Dallas, TX 75229 UNITED STATES						
<b>TITLE</b> METHODS, SYSTEMS, AND COMPUTER PROGRAM PRODUCTS FOR SHARING A DATA OBJECT IN A DATA STORE VIA A COMMUNICATION						
<b>FILING FEE RECEIVED</b> 1340	FEES: Authority has been given in Paper No. _____ to charge/credit DEPOSIT ACCOUNT No. _____ for following:		<input type="checkbox"/> All Fees <input type="checkbox"/> 1.16 Fees (Filing) <input type="checkbox"/> 1.17 Fees (Processing Ext. of time) <input type="checkbox"/> 1.18 Fees (Issue) <input type="checkbox"/> Other _____ <input type="checkbox"/> Credit			

<b>Search Notes</b> 	<b>Application/Control No.</b> 15724235	<b>Applicant(s)/Patent Under Reexamination</b> MORRIS, ROBERT PAUL
	<b>Examiner</b> EL HADJI SALL	<b>Art Unit</b> 2457

CPC- SEARCHED		
Symbol	Date	Examiner
(G06F 3/0486)	12/20/2017	

CPC COMBINATION SETS - SEARCHED		
Symbol	Date	Examiner


US CLASSIFICATION SEARCHED			
Class	Subclass	Date	Examiner
709	206,217,203,200.	12/20/2017	ES

\* See search history printout included with this form or the SEARCH NOTES box below to determine the scope of the search.

SEARCH NOTES		
Search Notes	Date	Examiner
Continuity Search	12/20/2017	
Inventor Search	12/20/2017	
Non Patent Literature Search	12/20/2017	
CPC Search	12/20/2017	

INTERFERENCE SEARCH			
US Class/ CPC Symbol	US Subclass / CPC Group	Date	Examiner

	/EL HADJI SALL/ Primary Examiner.Art Unit 2457
--	---

<b><i>Index of Claims</i></b> 	<b>Application/Control No.</b> 15724235	<b>Applicant(s)/Patent Under Reexamination</b> MORRIS, ROBERT PAUL
	<b>Examiner</b> EL HADJI SALL	<b>Art Unit</b> 2457

✓	<b>Rejected</b>	-	<b>Cancelled</b>	N	<b>Non-Elected</b>	A	<b>Appeal</b>
=	<b>Allowed</b>	÷	<b>Restricted</b>	I	<b>Interference</b>	O	<b>Objected</b>

☐ Claims renumbered in the same order as presented by applicant
 ☐ CPA
 ☐ T.D.
 ☐ R.1.47

CLAIM		DATE									
Final	Original	12/24/2017									
	1	✓									
	2	✓									
	3	✓									
	4	✓									
	5	✓									
	6	✓									
	7	✓									
	8	✓									
	9	✓									
	10	✓									
	11	✓									
	12	✓									
	13	✓									
	14	✓									
	15	✓									
	16	✓									
	17	✓									
	18	✓									
	19	✓									
	20	✓									
	21	✓									
	22	✓									
	23	✓									
	24	✓									
	25	✓									
	26	✓									
	27	✓									
	28	✓									
	29	✓									
	30	✓									

## EAST Search History

## EAST Search History (Prior Art)

Ref #	Hits	Search Query	DBs	Default Operator	Plurals	Time Stamp
S1	111	("6192394" "6502236" "6996599" "7051119" "7080120" "7328239" "7421069" "7426578" "7529798" "7533146" "7567553" "7613772" "7623650" "7624148" "7653668" "7680950" "7130883" "7133897" "7209953" "7701882" "7757265" "7765581" "7783718" "7809709" "7809854" "7904369" "7949722" "7953853" "8020190" "8060619" "8214329" "8280948" "8321499" "8332654" "8359361" "8583745" "8671145" "8683576" "8719251" "8775511" "8812733" "8824643" "8849914" "8909710" "8996658" "9053203" "9299056" "20020087505" "20020087522" "20020143855" "20020147840" "20030172127" "20030200268" "20040015610" "20040024754" "20040044727" "20040064478" "20040064511" "20040088347" "20040117456" "20040186894" "20050010646" "20050102348" "20050114664" "20050114671" "20050223073" "20060069787" "20060095531" "20060224583" "20060224608" "20060224615" "20060224624" "20060224938" "20060256934" "20070067726" "20070078902" "20070100713" "20070180150" "20080005103" "20080016160" "20080059500" "20080098075" "20080155110" "20080201364" "20080256199" "20080320094" "20090157829" "20090157859" "20090177526" "20090222450" "20090254601" "20090265426" "20090327904" "20100011077" "20100070602" "20100169442" "20100235439" "20100312782" "20110072033" "20110138004" "20110276637" "20120011207" "20120011444" "20130046992" "20140089419" "20140089420" "20140089421" "20140108487" "20140112319" "20140172999" "20140279050" "2002077773").pn.	US-PGPUB; USPAT; USOCR	OR	ON	2017/12/15 08:01
S2	988433	709/206,217,203,200.cds. (G06F 3/0486)	US-PGPUB; USPAT; USOCR	OR	ON	2017/12/15 08:25

S4	17	(node and (email e-mail) and interface).ab.	US-PGPUB; USPAT; USOCR	OR	ON	2017/12/20 20:40
S5	3	node same folder same interface same (email e-mail) same attachment	US-PGPUB; USPAT; USOCR	OR	ON	2017/12/20 20:40
S6	3	S5 and @ad<"20120922"	US-PGPUB; USPAT; USOCR	OR	ON	2017/12/20 20:41
S7	111	("6192394" "6502236" "6996599" "7051119" "7080120" "7328239" "7421069" "7426578" "7529798" "7533146" "7567553" "7613772" "7623650" "7624148" "7653668" "7680950" "7130883" "7133897" "7209953" "7701882" "7757265" "7765581" "7783718" "7809709" "7809854" "7904369" "7949722" "7953853" "8020190" "8060619" "8214329" "8280948" "8321499" "8332654" "8359361" "8583745" "8671145" "8683576" "8719251" "8775511" "8812733" "8824643" "8849914" "8909710" "8996658" "9053203" "9299056" "20020087505" "20020087522" "20020143855" "20020147840" "20030172127" "20030200268" "20040015610" "20040024754" "20040044727" "20040064478" "20040064511" "20040088347" "20040117456" "20040186894" "20050010646" "20050102348" "20050114664" "20050114671" "20050223073" "20060069787" "20060095531" "20060224583" "20060224608" "20060224615" "20060224624" "20060224938" "20060256934" "20070067726" "20070078902" "20070100713" "20070180150" "20080005103" "20080016160" "20080059500" "20080098075" "20080155110" "20080201364" "20080256199" "20080320094" "20090157829" "20090157859" "20090177526" "20090222450" "20090254601" "20090265426" "20090327904" "20100011077" "20100070602" "20100169442" "20100235439" "20100312782" "20110072033" "20110138004" "20110276637" "20120011207" "20120011444" "20130046992" "20140089419" "20140089420" "20140089421" "20140108487" "20140112319" "20140172999" "20140279050" "2002077773").pn.	US-PGPUB; USPAT; USOCR	OR	ON	2017/12/20 20:41
S8	0	S7 and S6	US-PGPUB; USPAT;	OR	ON	2017/12/20 20:41

			USOCR			
S9	12	node same folder same interface same (email e-mail) and file near attachment	US-PGPUB; USPAT; USOCR	OR	ON	2017/12/20 20:42
S10	12	S9 and @ad< "20120922"	US-PGPUB; USPAT; USOCR	OR	ON	2017/12/20 20:42
S11	249366	user adj interface and node file adj attachment and folder and (email e-mail) and storage with node and user adj interface	US-PGPUB; USPAT; USOCR	OR	ON	2017/12/20 21:56
S12	92	user adj interface and node and file adj attachment and folder and (email e-mail) and storage with node	US-PGPUB; USPAT; USOCR	OR	ON	2017/12/20 21:56
S13	111	("6192394" "6502236" "6996599" "7051119" "7080120" "7328239" "7421069" "7426578" "7529798" "7533146" "7567553" "7613772" "7623650" "7624148" "7653668" "7680950" "7130883" "7133897" "7209953" "7701882" "7757265" "7765581" "7783718" "7809709" "7809854" "7904369" "7949722" "7953853" "8020190" "8060619" "8214329" "8280948" "8321499" "8332654" "8359361" "8583745" "8671145" "8683576" "8719251" "8775511" "8812733" "8824643" "8849914" "8909710" "8996658" "9053203" "9299056" "20020087505" "20020087522" "20020143855" "20020147840" "20030172127" "20030200268" "20040015610" "20040024754" "20040044727" "20040064478" "20040064511" "20040088347" "20040117456" "20040186894" "20050010646" "20050102348" "20050114664" "20050114671" "20050223073" "20060069787" "20060095531" "20060224583" "20060224608" "20060224615" "20060224624" "20060224938" "20060256934" "20070067726" "20070078902" "20070100713" "20070180150" "20080005103" "20080016160" "20080059500" "20080098075" "20080155110" "20080201364" "20080256199" "20080320094" "20090157829" "20090157859" "20090177526" "20090222450" "20090254601" "20090265426" "20090327904" "20100011077" "20100070602" "20100169442" "20100235439" "20100312782" "20110072033" "20110138004" "20110276637" "20120011207" "20120011444" "20130046992" "20140089419" "20140089420"	US-PGPUB; USPAT; USOCR	OR	ON	2017/12/22 11:39

		"20140089421" "20140108487" "20140112319" "20140172999" "20140279050" "2002077773").pn.				
S14	5	S13 and interface and folder and (node servers cluster computer host) and (email e-mail) and file adj attachment	US- PGPUB; USPAT; USOCR	OR	ON	2017/12/22 11:39
S15	5	S14 and @ad<"20120922"	US- PGPUB; USPAT; USOCR	OR	ON	2017/12/22 11:39
S16	9	S13 and interface and (folder box) and (node servers cluster computer host) and (email e-mail) and file adj attachment	US- PGPUB; USPAT; USOCR	OR	ON	2017/12/22 11:43
S17	9	S16 and @ad<"20120922"	US- PGPUB; USPAT; USOCR	OR	ON	2017/12/22 11:43
S18	111	"6192394" "6502236" "6996599" "7051119" "7080120" "7328239" "7421069" "7426578" "7529798" "7533146" "7567553" "7613772" "7623650" "7624148" "7653668" "7680950" "7130883" "7133897" "7209953" "7701882" "7757265" "7765581" "7783718" "7809709" "7809854" "7904369" "7949722" "7953853" "8020190" "8060619" "8214329" "8280948" "8321499" "8332654" "8359361" "8583745" "8671145" "8683576" "8719251" "8775511" "8812733" "8824643" "8849914" "8909710" "8996658" "9053203" "9299056" "20020087505" "20020087522" "20020143855" "20020147840" "20030172127" "20030200268" "20040015610" "20040024754" "20040044727" "20040064478" "20040064511" "20040088347" "20040117456" "20040186894" "20050010646" "20050102348" "20050114664" "20050114671" "20050223073" "20060069787" "20060095531" "20060224583" "20060224608" "20060224615" "20060224624" "20060224938" "20060256934" "20070067726" "20070078902" "20070100713" "20070180150" "20080005103" "20080016160" "20080059500" "20080098075" "20080155110" "20080201364" "20080256199" "20080320094" "20090157829" "20090157859" "20090177526" "20090222450" "20090254601" "20090265426" "20090327904" "20100011077" "20100070602" "20100169442" "20100235439" "20100312782" "20110072033" "20110138004" "20110276637" "20120011207"	US- PGPUB; USPAT; USOCR	OR	ON	2017/12/23 08:14

		"20120011444" "20130046992" "20140089419" "20140089420" "20140089421" "20140108487" "20140112319" "20140172999" "20140279050" "2002077773").pn.				
S19	9	S18 and interface and (folder box) and (node servers cluster computer host) and (email e-mail) and file adj attachment	US- PGPUB; USPAT; USOCR	OR	ON	2017/12/23 08:14
S20	9	S19 and @ad< "20120922"	US- PGPUB; USPAT; USOCR	OR	ON	2017/12/23 08:14
S21	5	S20 and interfaces	US- PGPUB; USPAT; USOCR	OR	OFF	2017/12/23 08:14
S22	6	S18 and display\$5 with interfaces	US- PGPUB; USPAT; USOCR	OR	OFF	2017/12/23 08:49
S23	55	S18 and display\$5 with interfaces	US- PGPUB; USPAT; USOCR	OR	ON	2017/12/23 08:49
S24	14	S23 and display\$5 same interfaces	US- PGPUB; USPAT; USOCR	OR	OFF	2017/12/23 08:50
S25	13	S24 and @ad< "20120922"	US- PGPUB; USPAT; USOCR	OR	ON	2017/12/23 08:51
S26	954084	display\$5 with interface	US- PGPUB; USPAT; USOCR	OR	ON	2017/12/23 12:56
S27	224008	S26 same interfaces	US- PGPUB; USPAT; USOCR	OR	OFF	2017/12/23 12:56
S28	123501	(transmi\$6 send sending sent) with (folder box)	US- PGPUB; USPAT; USOCR	OR	OFF	2017/12/23 12:57
S29	10915	receiv\$5 with (e-mail email) with interface	US- PGPUB; USPAT; USOCR	OR	OFF	2017/12/23 12:58
S30	354	S27 and S28 and S29	US- PGPUB; USPAT; USOCR	OR	OFF	2017/12/23 12:59
S31	105	(displa\$5 and (email e-mail) and (folder box)).ab.	US- PGPUB; USPAT; USOCR	OR	OFF	2017/12/23 13:00
S32	8	S30 and S31	US- PGPUB;	OR	OFF	2017/12/23 13:00



			USPAT; USOCR			
S33	7	S32 and @ad<"20120922"	US- PGPUB; USPAT; USOCR	OR	ON	2017/12/23 13:01
S34	28	(displa\$5 and (email e-mail) and (folder box) and interface).ab.	US- PGPUB; USPAT; USOCR	OR	OFF	2017/12/23 13:09
S35	5	S33 and S34	US- PGPUB; USPAT; USOCR	OR	OFF	2017/12/23 13:09
S36	954084	display\$5 with interface	US- PGPUB; USPAT; USOCR	OR	ON	2017/12/23 18:07
S37	224008	S36 same interfaces	US- PGPUB; USPAT; USOCR	OR	OFF	2017/12/23 18:07
S38	123501	(transmi\$6 send sending sent) with (folder box)	US- PGPUB; USPAT; USOCR	OR	OFF	2017/12/23 18:07
S39	10915	receiv\$5 with (e-mail email) with interface	US- PGPUB; USPAT; USOCR	OR	OFF	2017/12/23 18:07
S40	354	S37 and S38 and S39	US- PGPUB; USPAT; USOCR	OR	OFF	2017/12/23 18:07
S41	105	(displa\$5 and (email e-mail) and (folder box)).ab.	US- PGPUB; USPAT; USOCR	OR	OFF	2017/12/23 18:07
S42	8	S40 and S41	US- PGPUB; USPAT; USOCR	OR	OFF	2017/12/23 18:07
S43	7	S42 and @ad<"20120922"	US- PGPUB; USPAT; USOCR	OR	ON	2017/12/23 18:07
S44	28	(displa\$5 and (email e-mail) and (folder box) and interface).ab.	US- PGPUB; USPAT; USOCR	OR	OFF	2017/12/23 18:07
S45	5	S43 and S44	US- PGPUB; USPAT; USOCR	OR	OFF	2017/12/23 18:07
S46	5	S45 and receiv\$5 with (folder box)	US- PGPUB; USPAT; USOCR	OR	OFF	2017/12/23 18:07

S47	2	S45 and (send sending sent) with network same (folder box)	US-PGPUB; USPAT; USOCR	OR	OFF	2017/12/23 18:12
S48	2	S45 and (send sending sent) same3 network same (folder box)	US-PGPUB; USPAT; USOCR	OR	OFF	2017/12/23 18:13
S49	4	S45 and (send sending sent) same network	US-PGPUB; USPAT; USOCR	OR	OFF	2017/12/23 18:13
S50	5	S45 and network	US-PGPUB; USPAT; USOCR	OR	OFF	2017/12/23 18:14
S51	2	S45 and (send sending sent) same3 (network internet intranet) same (folder box)	US-PGPUB; USPAT; USOCR	OR	OFF	2017/12/23 18:14
S52	954084	display\$5 with interface	US-PGPUB; USPAT; USOCR	OR	ON	2017/12/23 19:43
S53	224008	S52 same interfaces	US-PGPUB; USPAT; USOCR	OR	OFF	2017/12/23 19:43
S54	123501	(transmi\$6 send sending sent) with (folder box)	US-PGPUB; USPAT; USOCR	OR	OFF	2017/12/23 19:43
S55	10915	receiv\$5 with (e-mail email) with interface	US-PGPUB; USPAT; USOCR	OR	OFF	2017/12/23 19:43
S56	354	S53 and S54 and S55	US-PGPUB; USPAT; USOCR	OR	OFF	2017/12/23 19:43
S57	105	(displa\$5 and (email e-mail) and (folder box)).ab.	US-PGPUB; USPAT; USOCR	OR	OFF	2017/12/23 19:43
S58	8	S56 and S57	US-PGPUB; USPAT; USOCR	OR	OFF	2017/12/23 19:43
S59	7	S58 and @ad< "20120922"	US-PGPUB; USPAT; USOCR	OR	ON	2017/12/23 19:43
S60	28	(displa\$5 and (email e-mail) and (folder box) and interface).ab.	US-PGPUB; USPAT; USOCR	OR	OFF	2017/12/23 19:43
S61	5	S59 and S60	US-PGPUB; USPAT;	OR	OFF	2017/12/23 19:43

			USOCR			
S62	2	S61 and (network internet) with (folder box)	US-PGPUB; USPAT; USOCR	OR	OFF	2017/12/23 19:43
S63	0	S61 and receive\$5 with object	US-PGPUB; USPAT; USOCR	OR	OFF	2017/12/23 19:45
S64	1	S61 and receive\$5 with indication with select\$5 with (email e-mail)	US-PGPUB; USPAT; USOCR	OR	OFF	2017/12/23 19:55
S65	111	("6192394" "6502236" "6996599" "7051119" "7080120" "7328239" "7421069" "7426578" "7529798" "7533146" "7567553" "7613772" "7623650" "7624148" "7653668" "7680950" "7130883" "7133897" "7209953" "7701882" "7757265" "7765581" "7783718" "7809709" "7809854" "7904369" "7949722" "7953853" "8020190" "8060619" "8214329" "8280948" "8321499" "8332654" "8359361" "8583745" "8671145" "8683576" "8719251" "8775511" "8812733" "8824643" "8849914" "8909710" "8996658" "9053203" "9299056" "20020087505" "20020087522" "20020143855" "20020147840" "20030172127" "20030200268" "20040015610" "20040024754" "20040044727" "20040064478" "20040064511" "20040088347" "20040117456" "20040186894" "20050010646" "20050102348" "20050114664" "20050114671" "20050223073" "20060069787" "20060095531" "20060224583" "20060224608" "20060224615" "20060224624" "20060224938" "20060256934" "20070067726" "20070078902" "20070100713" "20070180150" "20080005103" "20080016160" "20080059500" "20080098075" "20080155110" "20080201364" "20080256199" "20080320094" "20090157829" "20090157859" "20090177526" "20090222450" "20090254601" "20090265426" "20090327904" "20100011077" "20100070602" "20100169442" "20100235439" "20100312782" "20110072033" "20110138004" "20110276637" "20120011207" "20120011444" "20130046992" "20140089419" "20140089420" "20140089421" "20140108487" "20140112319" "20140172999" "20140279050" "2002077773").pn.	US-PGPUB; USPAT; USOCR	OR	ON	2017/12/23 19:57
S66	0	S65 and S64	US-	OR	OFF	2017/12/23

			PGPUB; USPAT; USOCR			19:57
S67	0	S64 and attachment	US- PGPUB; USPAT; USOCR	OR	OFF	2017/12/23 19:58
S68	1034345	S65 ad file adj attachment and explorer near interface	US- PGPUB; USPAT; USOCR	OR	OFF	2017/12/23 20:20
S69	0	S65 and file adj attachment and explorer near interface	US- PGPUB; USPAT; USOCR	OR	OFF	2017/12/23 20:20
S70	12	S65 and file adj attachment	US- PGPUB; USPAT; USOCR	OR	OFF	2017/12/23 20:20
S71	76	((file adj attachment) and stor\$5).ab.	US- PGPUB; USPAT; USOCR	OR	OFF	2017/12/23 21:57
S72	76	explorer near interface and explorer near (client application)	US- PGPUB; USPAT; USOCR	OR	OFF	2017/12/23 21:59
S73	0	S71 and S72	US- PGPUB; USPAT; USOCR	OR	OFF	2017/12/23 21:59
S74	1	S72 and file adj attachment	US- PGPUB; USPAT; USOCR	OR	OFF	2017/12/23 22:00
S75	49	S72 and (email e-mail)	US- PGPUB; USPAT; USOCR	OR	OFF	2017/12/23 22:01
S76	0	S72 and (email e-mail).ab.	US- PGPUB; USPAT; USOCR	OR	OFF	2017/12/23 22:01
S77	46	S75 and @ad< "20120922"	US- PGPUB; USPAT; USOCR	OR	ON	2017/12/23 22:01
S78	1	"7167916".pn.	US- PGPUB; USPAT; USOCR	OR	ON	2017/12/23 22:05
S79	1735225	S65 and file attachment	US- PGPUB; USPAT; USOCR	OR	OFF	2017/12/23 22:23
S80	1735225	S65 and file attachment	US- PGPUB; USPAT; USOCR	OR	OFF	2017/12/23 22:24

S81	1749606	S65 and file adn attachment	US-PGPUB; USPAT; USOCR	OR	OFF	2017/12/23 22:24
S82	34	S65 and file and attachment	US-PGPUB; USPAT; USOCR	OR	OFF	2017/12/23 22:24
S83	29	S82 and @ad<"20120922"	US-PGPUB; USPAT; USOCR	OR	ON	2017/12/23 22:26
S84	12	S65 and file adj attachment	US-PGPUB; USPAT; USOCR	OR	OFF	2017/12/23 22:26
S85	343750	"333" and @ad<"20120922"	US-PGPUB; USPAT; USOCR	OR	ON	2017/12/23 22:26
S86	12	S84 and @ad<"20120922"	US-PGPUB; USPAT; USOCR	OR	ON	2017/12/23 22:27
S87	90	without near3 file adj attachment	US-PGPUB; USPAT; USOCR	OR	ON	2017/12/23 22:30
S88	9	S87 and (email e-mail) and stor\$5 with (folder box)	US-PGPUB; USPAT; USOCR	OR	ON	2017/12/23 22:44
S89	9	S88 and @ad<"20120922"	US-PGPUB; USPAT; USOCR	OR	ON	2017/12/23 22:45

12/ 24/ 2017 1:28:25 PM

C:\Users\esall\Documents\EAST\Workspaces\15724235.wsp

<b>INFORMATION DISCLOSURE STATEMENT BY APPLICANT</b> ( Not for submission under 37 CFR 1.99)	Application Number	15724235
	Filing Date	2017-10-03
	First Named Inventor	Robert Paul Morris
	Art Unit	2447
	Examiner Name	HWANG, JOON H
	Attorney Docket Number	DR0264A-CIP

U.S.PATENTS						
Examiner Initial*	Cite No	Patent Number	Kind Code <sup>1</sup>	Issue Date	Name of Patentee or Applicant of cited Document	Pages,Columns,Lines where Relevant Passages or Relevant Figures Appear
/E.M.S/ ↓	1	6192394	B1	2001-02-20	Gutfreund et al.	
	2	6502236	B1	2002-12-31	Allen et al.	
	3	6996599	B1	2006-02-07	Anders et al.	
	4	7051119	B2	2006-05-23	Shafron et al.	
	5	7080120	B2	2006-07-18	Betros et al.	
	6	7130883	B2	2006-10-31	Zhu et al.	
	7	7133897	B1	2006-11-07	Tran	
	8	7209953	B2	2007-04-24	Brooks	

<b>INFORMATION DISCLOSURE STATEMENT BY APPLICANT</b> ( Not for submission under 37 CFR 1.99)	Application Number		15724235	
	Filing Date		2017-10-03	
	First Named Inventor	Robert Paul Morris		
	Art Unit	2447		
	Examiner Name	HWANG, JOON H		
	Attorney Docket Number	DR0264A-CIP		

/E.M.S/	9	7328239	B1	2008-02-05	Berberian et al.	
	10	7421069	B2	2008-09-02	Vernon et al.	
	11	7426578	B2	2008-09-16	Jones et al.	
	12	7529798	B2	2009-05-05	Rust	
	13	7533146	B1	2009-05-12	Kumar	
	14	7567553	B2	2009-07-28	Morris	
	15	7613772	B2	2009-11-03	Bartram et al.	
	16	7623650	B2	2009-11-24	Dalton et al.	
	17	7624148	B2	2009-11-24	Dalen	
	18	7653668	B1	2010-01-26	Shelat et al.	
↓	19	7680950	B1	2010-03-16	Slaughter et al.	

<b>INFORMATION DISCLOSURE STATEMENT BY APPLICANT</b> ( Not for submission under 37 CFR 1.99)	Application Number		15724235	
	Filing Date		2017-10-03	
	First Named Inventor	Robert Paul Morris		
	Art Unit	2447		
	Examiner Name	HWANG, JOON H		
	Attorney Docket Number	DR0264A-CIP		

/E.M.S/	20	7701882	B2	2010-04-20	Jones et al.	
	21	7757265	B2	2010-07-13	Reynolds et al.	
	22	7765581	B1	2010-07-27	Caronni et al.	
	23	7783718	B2	2010-08-24	Modi	
	24	7809709	B1	2010-10-05	Shelton E. Harrison	
	25	7809854	B2	2010-10-05	Jung et al.	
	26	7904369	B1	2011-03-08	Andreasen et al.	
	27	7949722	B1	2011-05-24	Ullman et al.	
	28	7953853	B2	2011-05-31	Christensen et al.	
	29	8020190	B2	2011-09-13	Plummer	
↓	30	8060619	B1	2011-11-15	Saulpaugh et al.	



<b>INFORMATION DISCLOSURE STATEMENT BY APPLICANT</b> ( Not for submission under 37 CFR 1.99)	Application Number	15724235
	Filing Date	2017-10-03
	First Named Inventor	Robert Paul Morris
	Art Unit	2447
	Examiner Name	HWANG, JOON H
	Attorney Docket Number	DR0264A-CIP

/E.M.S/	31	8214329	B2	2012-07-03	Gilder et al.	
	32	8280948	B1	2012-10-02	Chen	
	33	8321499	B2	2012-11-27	Reisman	
	34	8332654	B2	2012-12-11	Anbuselvan	
	35	8359361	B2	2013-01-22	Thornton et al.	
	36	8583745	B2	2013-11-12	Bearman et al.	
	37	8671145	B2	2014-03-11	Roskowski et al.	
	38	8683576	B1	2014-03-25	Yun	
	39	8719251	B1	2014-05-06	English et al.	
	40	8775511	B2	2014-07-08	Vernon et al.	
	41	8812733	B1	2014-08-19	Black et al.	

<b>INFORMATION DISCLOSURE STATEMENT BY APPLICANT</b> ( Not for submission under 37 CFR 1.99)	Application Number		15724235	
	Filing Date		2017-10-03	
	First Named Inventor	Robert Paul Morris		
	Art Unit	2447		
	Examiner Name	HWANG, JOON H		
	Attorney Docket Number	DR0264A-CIP		

/E.M.S/	42	8824643	B2	2014-09-02	Sahai	
	43	8849914	B2	2014-09-30	Bove et al.	
	44	8909710	B2	2014-12-09	Blackstock et al.	
	45	8996658	B2	2015-03-31	Anbuselvan	
	46	9053203	B2	2015-06-09	Wilson et al.	
	47	9299056	B2	2016-03-29	Kallman et al.	

If you wish to add additional U.S. Patent citation information please click the Add button.

#### U.S.PATENT APPLICATION PUBLICATIONS

Examiner Initial*	Cite No	Publication Number	Kind Code <sup>1</sup>	Publication Date	Name of Patentee or Applicant of cited Document	Pages,Columns,Lines where Relevant Passages or Relevant Figures Appear
/E.M.S/	1	20020087505	A1	2002-07-04	Smith et al.	
/E.M.S/	2	20020087522	A1	2002-07-04	MacGregor et al.	
/E.M.S/	3	20020143855	A1	2002-10-03	Traversat et al.	

<b>INFORMATION DISCLOSURE STATEMENT BY APPLICANT</b> ( Not for submission under 37 CFR 1.99)	Application Number		15724235	
	Filing Date		2017-10-03	
	First Named Inventor	Robert Paul Morris		
	Art Unit	2447		
	Examiner Name	HWANG, JOON H		
	Attorney Docket Number	DR0264A-CIP		

/E.M.S/	4	20020147840	A1	2002-10-10	Mutton et al.	
	5	20030172127	A1	2003-09-11	Northrup et al.	
	6	20030200268	A1	2003-10-23	Morris	
	7	20040015610	A1	2004-01-22	Treadwell	
	8	20040024754	A1	2004-02-05	Mane et al.	
	9	20040044727	A1	2004-03-04	Abdelaziz et al.	
	10	20040064478	A1	2004-04-01	Canesi	
	11	20040064511	A1	2004-04-01	Abdel-Aziz et al.	
	12	20040088347	A1	2004-05-06	Yeager et al.	
	13	20040117456	A1	2004-06-17	Brooks	
	14	20040186894	A1	2004-09-23	Jhingan et al.	

<b>INFORMATION DISCLOSURE STATEMENT BY APPLICANT</b> ( Not for submission under 37 CFR 1.99)	Application Number		15724235	
	Filing Date		2017-10-03	
	First Named Inventor	Robert Paul Morris		
	Art Unit	2447		
	Examiner Name	HWANG, JOON H		
	Attorney Docket Number	DR0264A-CIP		

/E.M.S/	15	20050010646	A1	2005-01-13	Shiina	
	16	20050102348	A1	2005-05-12	Parsons et al.	
	17	20050114664	A1	2005-05-26	Davin	
	18	20050114671	A1	2005-05-26	Little et al.	
	19	20050223073	A1	2005-10-06	Malik	
	20	20060069787	A1	2006-03-30	Sinclair et al.	
	21	20060095531	A1	2006-05-04	Cho	
	22	20060224583	A1	2006-10-05	Fikes et al.	
	23	20060224608	A1	2006-10-05	Zamir et al.	
	24	20060224615	A1	2006-10-05	Korn et al.	
	25	20060224624	A1	2006-10-05	Korn et al.	

<b>INFORMATION DISCLOSURE STATEMENT BY APPLICANT</b> ( Not for submission under 37 CFR 1.99)	Application Number		15724235	
	Filing Date		2017-10-03	
	First Named Inventor	Robert Paul Morris		
	Art Unit	2447		
	Examiner Name	HWANG, JOON H		
	Attorney Docket Number	DR0264A-CIP		

/E.M.S/	26	20060224938	A1	2006-10-05	Fikes et al.	
	27	20060256934	A1	2006-11-16	Mazor	
	28	20070067726	A1	2007-03-22	Flynt et al.	
	29	20070078902	A1	2007-04-05	Buschi et al.	
	30	20070100713	A1	2007-05-03	Favero et al.	
	31	20070180150	A1	2007-08-02	Eisner et al.	
	32	20080005103	A1	2008-01-03	Ratcliffe et al.	
	33	20080016160	A1	2008-01-17	Walter et al.	
	34	20080059500	A1	2008-03-06	Symens	
	35	20080098075	A1	2008-04-24	O&#39;Bryan et al.	
	36	20080155110	A1	2008-06-26	Morris	

<b>INFORMATION DISCLOSURE STATEMENT BY APPLICANT</b> ( Not for submission under 37 CFR 1.99)	Application Number		15724235	
	Filing Date		2017-10-03	
	First Named Inventor	Robert Paul Morris		
	Art Unit	2447		
	Examiner Name	HWANG, JOON H		
	Attorney Docket Number	DR0264A-CIP		

/E.M.S/	37	20080201364	A1	2008-08-21	Buschi et al.	
	38	20080256199	A1	2008-10-16	Pesala	
	39	20080320094	A1	2008-12-25	Tu et al.	
	40	20090157829	A1	2009-06-18	Choi et al.	
	41	20090157859	A1	2009-06-18	Morris	
	42	20090177526	A1	2009-07-09	Aaltonen et al.	
	43	20090222450	A1	2009-09-03	Zigelman	
	44	20090254601	A1	2009-10-08	Moeller et al.	
	45	20090265426	A1	2009-10-22	Svendsen et al.	
	46	20090327904	A1	2009-12-31	Guzak et al.	
↓	47	20100011077	A1	2010-01-14	Shkolnikov et al.	

<b>INFORMATION DISCLOSURE STATEMENT BY APPLICANT</b> ( Not for submission under 37 CFR 1.99)	Application Number		15724235	
	Filing Date		2017-10-03	
	First Named Inventor	Robert Paul Morris		
	Art Unit	2447		
	Examiner Name	HWANG, JOON H		
	Attorney Docket Number	DR0264A-CIP		

/E.M.S/	48	20100070602	A1	2010-03-18	Dale W. Malik	
	49	20100169442	A1	2010-07-01	Liu et al.	
	50	20100235439	A1	2010-09-16	Goodnow	
	51	20100312782	A1	2010-12-09	Li et al.	
	52	20110072033	A1	2011-03-24	White et al.	
	53	20110138004	A1	2011-06-09	McConn et al.	
	54	20110276637	A1	2011-11-10	Thornton et al.	
	55	20120011207	A1	2012-01-12	Morris	
	56	20120011444	A1	2012-01-12	Morris	
	57	20130046992	A1	2013-02-21	Resch et al.	
↓	58	20140089419	A1	2014-03-27	Morris	

<b>INFORMATION DISCLOSURE STATEMENT BY APPLICANT</b> ( Not for submission under 37 CFR 1.99)	Application Number		15724235	
	Filing Date		2017-10-03	
	First Named Inventor		Robert Paul Morris	
	Art Unit		2447	
	Examiner Name		HWANG, JOON H	
	Attorney Docket Number		DR0264A-CIP	

/E.M.S/	59	20140089420	A1	2014-03-27	Morris	
	60	20140089421	A1	2014-03-27	Morris	
	61	20140108487	A1	2014-04-17	Rosset et al.	
	62	20140112319	A1	2014-04-24	Morris	
	63	20140172999	A1	2014-06-19	Morris	
	64	20140279050	A1	2014-09-18	Makar et al.	

If you wish to add additional U.S. Published Application citation information please click the Add button.

#### FOREIGN PATENT DOCUMENTS

Examiner Initial*	Cite No	Foreign Document Number <sup>3</sup>	Country Code <sup>2</sup>	Kind Code <sup>4</sup>	Publication Date	Name of Patentee or Applicant of cited Document	Pages, Columns, Lines where Relevant Passages or Relevant Figures Appear	T <sup>5</sup>
/E.M.S/	1	2002077773	WO	A3	2009-06-11	Ross		<input type="checkbox"/>

If you wish to add additional Foreign Patent Document citation information please click the Add button

#### NON-PATENT LITERATURE DOCUMENTS

Examiner Initials*	Cite No	Include name of the author (in CAPITAL LETTERS), title of the article (when appropriate), title of the item (book, magazine, journal, serial, symposium, catalog, etc), date, pages(s), volume-issue number(s), publisher, city and/or country where published.	T <sup>5</sup>



<b>INFORMATION DISCLOSURE STATEMENT BY APPLICANT</b> ( Not for submission under 37 CFR 1.99)	Application Number		15724235
	Filing Date		2017-10-03
	First Named Inventor	Robert Paul Morris	
	Art Unit	2447	
	Examiner Name	HWANG, JOON H	
	Attorney Docket Number	DR0264A-CIP	

/E.M.S/	1	Berners-Lee, T, et al, "Uniform Resource Identifier (URI): Generic Syntax", RFC 3986, pages 1-61, 2005-01, Internet Engineering Task Force (IETF), <a href="http://www.ietf.org/rfc/rfc3986.txt">http://www.ietf.org/rfc/rfc3986.txt</a>	<input type="checkbox"/>
	2	Crocker, D, "Standard for the Format of ARPA Internet Text Messages", RFC 822, pages 1-47, 1982-08, Internet Engineering Task Force (IETF), <a href="http://www.ietf.org/rfc/rfc822.txt">http://www.ietf.org/rfc/rfc822.txt</a>	<input type="checkbox"/>
	3	Fielding, R, et al, "Hypertext Transfer Protocol -- HTTP/1.1", RFC 2616, pages 1-114, 1999-06, Internet Engineering Task Force (IETF), <a href="http://www.ietf.org/rfc/rfc2616.txt">http://www.ietf.org/rfc/rfc2616.txt</a>	<input type="checkbox"/>
	4	FREED, N, et al, "Multipurpose Internet Mail Extensions (MIME) Part 1: Format of Internet Message Bodies", RFC 2045, pages 1-31, 1996-11, Internet Engineering Task Force (IETF), <a href="http://www.ietf.org/rfc/rfc2045.txt">http://www.ietf.org/rfc/rfc2045.txt</a>	<input type="checkbox"/>
	5	Hoffman, P, et al, "The mailto URL scheme", RFC 2368, pages 1-10, 1998-07, Internet Engineering Task Force (IETF), <a href="http://www.ietf.org/rfc/rfc2368.txt">http://www.ietf.org/rfc/rfc2368.txt</a>	<input type="checkbox"/>
	6	Klensin, J, "Simple Mail Transfer Protocol", RFC 5321, pages 1-95, 2008-10, Internet Engineering Task Force (IETF), <a href="http://www.ietf.org/rfc/rfc5321.txt">http://www.ietf.org/rfc/rfc5321.txt</a>	<input type="checkbox"/>
	7	Myers, J, et al, "Post Office Protocol - version 3", RFC 1939, pages 1-23, 1996-05, Internet Engineering Task Force (IETF), <a href="http://www.ietf.org/rfc/rfc1939.txt">http://www.ietf.org/rfc/rfc1939.txt</a>	<input type="checkbox"/>
	8	Office Action Summary in U.S. Pat. App. No. 12833014 dated 08022012	<input type="checkbox"/>
	9	Office Action Summary in U.S. Pat. App. No. 12833016 dated 02142014	<input type="checkbox"/>
	10	Office Action Summary in U.S. Pat. App. No. 12833016 dated 05102013	<input type="checkbox"/>
↓	11	Office Action Summary in U.S. Pat. App. No. 12833016 dated 09202012	<input type="checkbox"/>

<b>INFORMATION DISCLOSURE STATEMENT BY APPLICANT</b> ( Not for submission under 37 CFR 1.99)	Application Number	15724235
	Filing Date	2017-10-03
	First Named Inventor	Robert Paul Morris
	Art Unit	2447
	Examiner Name	HWANG, JOON H
	Attorney Docket Number	DR0264A-CIP

/E.M.S/	12	Office Action Summary in U.S. Pat. App. No. 13624906 dated 12312014	<input type="checkbox"/>
	13	Office Action Summary in U.S. Pat. App. No. 13624940 dated 07182014	<input type="checkbox"/>
	14	Office Action Summary in U.S. Pat. App. No. 13626635 dated 08292014	<input type="checkbox"/>
	15	Office Action Summary in U.S. Pat. App. No. 13647144 dated 12012014	<input type="checkbox"/>
	16	Office Action Summary in U.S. Pat. App. No. 13654647 dated 09252014	<input type="checkbox"/>
	17	Office Action Summary in U.S. Pat. App. No. 13716156 dated 03262015	<input type="checkbox"/>
	18	Office Action Summary in U.S. Pat. App. No. 13716158 dated 05082015	<input type="checkbox"/>
	19	Office Action Summary in U.S. Pat. App. No. 13716159 dated 10072015	<input type="checkbox"/>
	20	Office Action Summary in U.S. Pat. App. No. 13716160 dated 10262015	<input type="checkbox"/>
	21	Office Action Summary in U.S. Pat. App. No. 14274623 dated 03292017	<input type="checkbox"/>
↓	22	Office Action Summary in U.S. Pat. App. No. 14274623 dated 10032016	<input type="checkbox"/>

<b>INFORMATION DISCLOSURE STATEMENT BY APPLICANT</b> ( Not for submission under 37 CFR 1.99)	Application Number	15724235
	Filing Date	2017-10-03
	First Named Inventor	Robert Paul Morris
	Art Unit	2447
	Examiner Name	HWANG, JOON H
Attorney Docket Number		DR0264A-CIP

/E.M.S/	23	RESNICK, E, "Internet Message Format", RFC 5322, pages 1-57, 2008-10, Internet Engineering Task Force (IETF), <a href="http://www.ietf.org/rfc/rfc5322.txt">http://www.ietf.org/rfc/rfc5322.txt</a>	<input type="checkbox"/>
/E.M.S/	24	RICHARDSON T, et al, "The Remote Framebuffer Protocol", RFC 6143, pages 1-39, 2011-03, Internet Engineering Task Force (IETF), <a href="http://www.ietf.org/rfc/rfc6143.txt">http://www.ietf.org/rfc/rfc6143.txt</a>	<input type="checkbox"/>
/E.M.S/	25	Rosenberg, J, et al, "SIP: Session Initiation Protocol", RFC 3261, pages 1-269, 2002-06, Internet Engineering Task Force (IETF), <a href="http://www.ietf.org/rfc/rfc3261.txt">http://www.ietf.org/rfc/rfc3261.txt</a>	<input type="checkbox"/>
/E.M.S/	26	Wilde, E, et al, "URI Scheme for Global System for Mobile Communications (GSM) Short Message Service", RFC 5724, pages 1-18, 2010-01, Internet Engineering Task Force (IETF), <a href="http://www.ietf.org/rfc/rfc5724.txt">http://www.ietf.org/rfc/rfc5724.txt</a>	<input type="checkbox"/>

If you wish to add additional non-patent literature document citation information please click the Add button

#### EXAMINER SIGNATURE

Examiner Signature	/EL HADJI M SALL/	Date Considered	12/24/2017
--------------------	-------------------	-----------------	------------

\*EXAMINER: Initial if reference considered, whether or not citation is in conformance with MPEP 609. Draw line through a citation if not in conformance and not considered. Include copy of this form with next communication to applicant.

<sup>1</sup> See Kind Codes of USPTO Patent Documents at [www.USPTO.GOV](http://www.USPTO.GOV) or MPEP 901.04. <sup>2</sup> Enter office that issued the document, by the two-letter code (WIPO Standard ST.3). <sup>3</sup> For Japanese patent documents, the indication of the year of the reign of the Emperor must precede the serial number of the patent document. <sup>4</sup> Kind of document by the appropriate symbols as indicated on the document under WIPO Standard ST.16 if possible. <sup>5</sup> Applicant is to place a check mark here if English language translation is attached.

<b>INFORMATION DISCLOSURE STATEMENT BY APPLICANT</b> ( Not for submission under 37 CFR 1.99)	Application Number	15724235
	Filing Date	2017-10-03
	First Named Inventor	Robert Paul Morris
	Art Unit	2447
	Examiner Name	HWANG, JOON H
	Attorney Docket Number	DR0264A-CIP

### CERTIFICATION STATEMENT

Please see 37 CFR 1.97 and 1.98 to make the appropriate selection(s):

☐ That each item of information contained in the information disclosure statement was first cited in any communication from a foreign patent office in a counterpart foreign application not more than three months prior to the filing of the information disclosure statement. See 37 CFR 1.97(e)(1).

**OR**

☐ That no item of information contained in the information disclosure statement was cited in a communication from a foreign patent office in a counterpart foreign application, and, to the knowledge of the person signing the certification after making reasonable inquiry, no item of information contained in the information disclosure statement was known to any individual designated in 37 CFR 1.56(c) more than three months prior to the filing of the information disclosure statement. See 37 CFR 1.97(e)(2).

☐ See attached certification statement.

☐ The fee set forth in 37 CFR 1.17 (p) has been submitted herewith.

☒ A certification statement is not submitted herewith.

### SIGNATURE

A signature of the applicant or representative is required in accordance with CFR 1.33, 10.18. Please see CFR 1.4(d) for the form of the signature.

Signature	/Patrick Caldwell/	Date (YYYY-MM-DD)	2017-12-09
Name/Print	Patrick Caldwell	Registration Number	44580

This collection of information is required by 37 CFR 1.97 and 1.98. The information is required to obtain or retain a benefit by the public which is to file (and by the USPTO to process) an application. Confidentiality is governed by 35 U.S.C. 122 and 37 CFR 1.14. This collection is estimated to take 1 hour to complete, including gathering, preparing and submitting the completed application form to the USPTO. Time will vary depending upon the individual case. Any comments on the amount of time you require to complete this form and/or suggestions for reducing this burden, should be sent to the Chief Information Officer, U.S. Patent and Trademark Office, U.S. Department of Commerce, P.O. Box 1450, Alexandria, VA 22313-1450. **DO NOT SEND FEES OR COMPLETED FORMS TO THIS ADDRESS. SEND TO: Commissioner for Patents, P.O. Box 1450, Alexandria, VA 22313-1450.**

## Privacy Act Statement

The Privacy Act of 1974 (P.L. 93-579) requires that you be given certain information in connection with your submission of the attached form related to a patent application or patent. Accordingly, pursuant to the requirements of the Act, please be advised that: (1) the general authority for the collection of this information is 35 U.S.C. 2(b)(2); (2) furnishing of the information solicited is voluntary; and (3) the principal purpose for which the information is used by the U.S. Patent and Trademark Office is to process and/or examine your submission related to a patent application or patent. If you do not furnish the requested information, the U.S. Patent and Trademark Office may not be able to process and/or examine your submission, which may result in termination of proceedings or abandonment of the application or expiration of the patent.

The information provided by you in this form will be subject to the following routine uses:

1. The information on this form will be treated confidentially to the extent allowed under the Freedom of Information Act (5 U.S.C. 552) and the Privacy Act (5 U.S.C. 552a). Records from this system of records may be disclosed to the Department of Justice to determine whether the Freedom of Information Act requires disclosure of these records.
2. A record from this system of records may be disclosed, as a routine use, in the course of presenting evidence to a court, magistrate, or administrative tribunal, including disclosures to opposing counsel in the course of settlement negotiations.
3. A record in this system of records may be disclosed, as a routine use, to a Member of Congress submitting a request involving an individual, to whom the record pertains, when the individual has requested assistance from the Member with respect to the subject matter of the record.
4. A record in this system of records may be disclosed, as a routine use, to a contractor of the Agency having need for the information in order to perform a contract. Recipients of information shall be required to comply with the requirements of the Privacy Act of 1974, as amended, pursuant to 5 U.S.C. 552a(m).
5. A record related to an International Application filed under the Patent Cooperation Treaty in this system of records may be disclosed, as a routine use, to the International Bureau of the World Intellectual Property Organization, pursuant to the Patent Cooperation Treaty.
6. A record in this system of records may be disclosed, as a routine use, to another federal agency for purposes of National Security review (35 U.S.C. 181) and for review pursuant to the Atomic Energy Act (42 U.S.C. 218(c)).
7. A record from this system of records may be disclosed, as a routine use, to the Administrator, General Services, or his/her designee, during an inspection of records conducted by GSA as part of that agency's responsibility to recommend improvements in records management practices and programs, under authority of 44 U.S.C. 2904 and 2906. Such disclosure shall be made in accordance with the GSA regulations governing inspection of records for this purpose, and any other relevant (i.e., GSA or Commerce) directive. Such disclosure shall not be used to make determinations about individuals.
8. A record from this system of records may be disclosed, as a routine use, to the public after either publication of the application pursuant to 35 U.S.C. 122(b) or issuance of a patent pursuant to 35 U.S.C. 151. Further, a record may be disclosed, subject to the limitations of 37 CFR 1.14, as a routine use, to the public if the record was filed in an application which became abandoned or in which the proceedings were terminated and which application is referenced by either a published application, an application open to public inspections or an issued patent.
9. A record from this system of records may be disclosed, as a routine use, to a Federal, State, or local law enforcement agency, if the USPTO becomes aware of a violation or potential violation of law or regulation.

IN THE UNITED STATES PATENT AND TRADEMARK OFFICE

In re Application of:

Morris

Application No.: 15/724,235

File Date: 10/03/2017

Title: METHODS, SYSTEMS, AND COMPUTER  
PROGRAM PRODUCTS FOR SHARING A DATA  
OBJECT IN A DATA STORE VIA A  
COMMUNICATION

Confirmation No.: 3791

Examiner: Sall, El Hadji Malick

Art Unit: 2457

Docket No.: DR0264A-CIP

Date: 1/18/2018

**AMENDMENT A**

Commissioner for Patents  
P.O. Box 1450  
Alexandria VA 22313-1450

Examiner:

In response to the communication mailed 1/5/2018 (hereafter “Non Final Office Action” or “NFOA”), please consider the following amendments believed to place the claims in condition for allowance.

- **Amendments to the Claims** are reflected in the listing of the claims that begins on page 2 of this paper.
- **Remarks/Arguments** begin on page 23 of this paper.

**Amendments to the Claims:**

This listing of claims replaces all prior versions and listings of claims in the application:

1. (Currently Amended) A system, comprising:

a first node including at least one non-transitory memory in communication with at least one processor, the first node configured to:

display, at the first node, a first user interface element, a second user interface element, and a third user interface element;

receive, at the first node, information associated with at least one folder via the first user interface element;

send, from the first node via at least one network, the information associated with the at least one folder;

receive, at the first node, an object associated with at least one email address via the second user interface element;

send, from the first node via the at least one network, the object associated with the at least one email address;

receive, at the first node, an indication of a selection of the third user interface element; and

send, from the first node via the at least one network, the indication of the selection of the third user interface element;

said first node further configured to communicate with a second node that is configured to:

after the information associated with the at least one folder, the object associated with the at least one email address, and the indication of the selection of the third user interface element is sent via the at least one network; receive, at the second node via the at least one network, at least one email message identifying the at least one folder and including a reference to the at least one folder, without including a file attachment with the at least one email message;

after the information associated with the at least one folder, the object associated with the at least one email address, and the indication of the selection of the third user interface element is sent via the at least one network; create, utilizing code configured to be stored on a storage at the second node and further configured to cooperate with a file explorer interface, a representation of the at least one folder in a location among one or more folders on the file explorer interface, where the storage of the second node does not store any file in the at least one folder when the representation of the at least one folder is created; and

display, at the second node, the representation of the at least one folder in the location among the one or more folders on the file explorer interface.



2. (Previously Presented) The system of claim 1, wherein the system is configured such that the object associated with the at least one email address includes the at least one email address or an alias, and the file explorer interface is displayed using a file explorer client application and not via a web page; wherein the system is further configured such that the at least one email message is sent without including the file attachment with the at least one email message, and the storage at the second node does not store any file when the representation of the at least one folder is created, both for avoiding the at least one file from having to be communicated to and stored at the second node until the at least one file is requested by a user at the second node.

3. (Previously Presented) An apparatus, comprising:

at least one non-transitory memory storing instructions; and

one or more processors in communication with the at least one non-transitory memory,

wherein the one or more processors execute the instructions to:

cause, at a first node, display of at least one first interface with a first user interface element, utilizing first hypertext markup language-equipped code that is sent via at least one network;

receive, from the first node via the at least one network, an indication of at least one folder via the first user interface element, utilizing the at least one first interface;

cause, at the first node, display of at least one second interface with a second user interface element, utilizing second hypertext markup language-equipped code that is sent via the at least one network;

receive, from the first node via the at least one network, indicia associated with at least one email address via the second user interface element, utilizing the at least one second interface;

receive, from the first node via the at least one network, an indication to share the at least one folder;

based on the receipt of the indication of the at least one folder, the indicia associated with the at least one email address, and the indication to share the at least one folder via the at least one network; generate at least one email message identifying the at least one folder and including a reference to the at least one folder, without including at least one file in the at least one folder as an attachment of the at least one email message;

send, to a second node via the at least one network, the at least one email message, without including the at least one file in the at least one folder as an attachment of the at least one email message;

based on the receipt of the indication of the at least one folder, the indicia associated with the at least one email address, and the indication to share the at least one folder via the at least one network; cause, utilizing particular code configured to be

stored on a storage at the second node and further configured to cooperate with a file explorer interface, creation of a representation of the at least one folder in a location among one or more folders on the file explorer interface, where the storage at the second node does not store the at least one file when the creation of the representation of the at least one folder is caused;

cause, at the second node, display of the representation of the at least one folder in the location among the one or more folders on the file explorer interface;

detect, at the second node, an indication to open the at least one file in the at least one folder; and

in response to detection of the indication to open the at least one file in the at least one folder, cause retrieval of the at least one file via the at least one network for permitting display of the at least one file at the second node.

4. (Previously Presented) The apparatus of claim 3, wherein the apparatus is configured such that the indicia associated with the at least one email address includes an alias associated with the at least one email address.

5. (Previously Presented) The apparatus of claim 3, wherein the apparatus is configured such that the indicia associated with the at least one email address includes the at least one email address.

6. (Previously Presented) The apparatus of claim 3, wherein the apparatus is configured such that the at least one first interface and the at least one second interface are separate windows that are displayed utilizing a single web page.

7. (Previously Presented) The apparatus of claim 3, wherein the one or more processors execute the instructions to:

receive, from the second node via the at least one network, an indication of a selection of the reference to the at least one folder; and

cause, at the second node, display of the at least one folder, utilizing third hypertext markup language-equipped code.

8. (Previously Presented) The apparatus of claim 3, wherein the apparatus is configured such that the location among the one or more folders at the second node is based on user input received via the at least one first interface at the first node.

9. (Previously Presented) The apparatus of claim 8, wherein the apparatus is configured such that the location among the one or more folders at the second node is determined by user input at the first node.

10. (Previously Presented) The apparatus of claim 3, wherein the apparatus is configured such that the location among the one or more folders at the second node is automatically determined.

11. (Previously Presented) The apparatus of claim 3, wherein the apparatus is configured such that the at least one folder is identified as a result of search criteria received from a user.
12. (Previously Presented) The apparatus of claim 3, wherein the apparatus is configured such that the at least one email message and the file explorer interface are displayed via separate interfaces for permitting access to the at least one folder via multiple different interfaces only after receiving an indication of a selection of the reference to the at least one folder.
13. (Previously Presented) The apparatus of claim 3, wherein the apparatus is configured such that the indication of the at least one folder is capable of being received in response to a first single user input, the indicia associated with the at least one email address is capable of being received in response to a second single user input that immediately follows the first single user input, and the indication to share the at least one folder is capable of being received in response to a third single user input that immediately follows the second single user input.
14. (Previously Presented) The apparatus of claim 3, wherein the apparatus is configured such that, when the creation of the representation of the at least one folder is caused, an additional representation on the file explorer interface is caused to be created that

represents the at least one file, where the file explorer interface is displayed by a file explorer client application without a web page.

15. (Previously Presented) The apparatus of claim 14, wherein the apparatus is configured such that the at least one folder and the at least one file are stored and synchronized utilizing at least one server, and wherein the apparatus is further configured such that the at least one email message is sent without including the at least one file as an attachment of the at least one email message, and the storage at the second node does not store the at least one file when the creation of the representation of the at least one folder is caused, both for avoiding the at least one file from having to be communicated to and stored at the second node until the at least one file is requested by a user at the second node using the additional representation.

16. (Previously Presented) The apparatus of claim 3, wherein the apparatus is configured such that at least one of:

said at least one network includes at least the Internet;

said one or more processors include at least one first processor at least one server in communication between the first node and the second node and at least one second processor at the second node, and the instructions include first instructions for being executed by the at least one first processor and second instructions that include the particular code which takes the form of an extension for being executed by the at least

one second processor in connection with other code associated with the file explorer interface;

said one or more processors include at least one first processor at least one server and at least one second processor at the second node, and the instructions include first instructions for being executed by the at least one first processor and second instructions including the particular code for being executed by the at least one second processor, where execution of the first instructions results in the causation of the display of the at least one first interface, the receipt of the indication of the at least one folder, the causation of the display of the at least one second interface, the receipt of the indicia associated with the at least one email address, and the sending of the at least one email, where execution of the second instructions result in the causation of the creation of the representation of the at least one folder, the detection the indication to open the at least one file in the at least one folder, and the causation of the retrieval of the at least one file via the at least one network;

said at least one first interface is an email interface;

said at least one second interface is an email interface;

said at least one first interface is a single interface;

said at least one second interface is a single interface;

said at least one first interface is different from the said at least one second interface;

said at least one first interface include a plurality of first interfaces;

said at least one second interface includes a plurality of second interfaces;

said display of the at least one first interface is caused by serving the at least one first interface via the at least one network;

said display of the at least one second interface is caused by serving the at least one first interface via the at least one network;

said first hypertext markup language-equipped code is included in a first web page and the second hypertext markup language-equipped code is included in a second web page;

said indication of the at least one folder is generated based on a user selection of the at least one folder;

said indication of the at least one folder is generated based on a user at least one of searching or locating the at least one folder;

said indication of the at least one folder is generated based on a user input in connection with a folder-related user interface element associated with the at least one folder;

said indication of the at least one folder is generated based on a user entry of text associated with the at least one folder;



said indication of the at least one folder includes a name of the at least one folder;

said indicia associated with the at least one email address is generated based on a user selection of the at least one email address;

said indicia associated with the at least one email address is generated based on a user locating the at least one email address;

said indicia associated with the at least one email address is generated based on a user input in connection with an email-related user interface element;

said indicia associated with the at least one email address is generated based on a user entry of text associated with the at least email message;

said indicia associated with the at least one email address is received before the indication of the at least one folder;

said indicia associated with the at least one email address is received after the indication of the at least one folder;

said indicia includes a text string that is associated with the at least one email address;

said indication to share is generated by a user selection of a mount button;

said indication to share indicates a desire of a user to begin a sharing process;

said indication to share indicates a desire of a user to continue a sharing process;

said indication to share is generated in connection with a drag and drop operation;

said indication to share is received, utilizing the at least one second interface;

said at least one email message is generated based on the receipt of the indication of the at least one folder, the indicia associated with the at least one email address, and the indication to share the at least one folder, by being generated in response to the receipt of all of the indication of the at least one folder, the indicia associated with the at least one email address, and the indication to share the at least one folder via the at least one network;

said at least one email message is generated based on the receipt of the indication of the at least one folder, the indicia associated with the at least one email address, and the indication to share the at least one folder vi, by being generated only after the receipt of all of the indication of the at least one folder, the indicia associated with the at least one email address, and the indication to share the at least one folder via the at least one network;

said representation is created based on the receipt of the indication of the at least one folder, the indicia associated with the at least one email address, and the indication to share the at least one folder via the at least one network, by being created in response to the receipt of all of the indication of the at least one folder, the indicia associated with the at least one email address, and the indication to share the at least one folder via the at least one network;

said representation is created based on the receipt of the indication of the at least one folder, the indicia associated with the at least one email address, and the indication to share the at least one folder via the at least one network, by being created only after the receipt of all of the indication of the at least one folder, the indicia associated with the at least one email address, and the indication to share the at least one folder via the at least one network;

said representation includes a folder icon;

said representation includes a folder visual element;

said representation is created based on at least one aspect of the at least one email message;

said indication to open the at least one file includes a selection of the at least one file;

said indication to open the at least one file includes a selection of the at least one file and a detection of a selection of an open user interface element;

said storage at the second node does not store the at least file until after the retrieval of the at least one file;

said storage at the second node includes at least one of volatile memory or non-volatile memory;

said file explorer interface is associated with an email interface that displays the at least one email message;

said file explorer interface is part of an email interface that displays the at least one email message;

said file explorer interface is accessed via an email interface that displays the at least one email message;

said email message includes a mount descriptor;

the at least one file is retrieved via the at least one network from a server in communication between the first node and the second node;

the at least one file is retrieved via the at least one network from a server in communication between the first node and a third node;

said reference includes a uniform resource identifier;

said reference includes a link; or

the apparatus further comprises the file explorer interface.

17. (Previously Presented) A system, comprising:

at least one non-transitory memory storing instructions; and

one or more processors in communication with the at least one non-transitory memory,

wherein the one or more processors execute the instructions to:

send a first communication over at least one network that results in display, at a first node, a first user interface element, a second user interface element, and a third user interface element;

receive, from the first node via the at least one network, information associated with at least one data object via the first user interface element;

receive, from the first node via the at least one network, at least one object associated with at least one email address via the second user interface element;

receive, from the first node via the at least one network, a message associated with a selection of the third user interface element;

based on the receipt of the information associated with the at least one data object, the at least one object associated with the at least one email address, and the message associated with the selection of the third user interface element via the at least one network; send, to a second node via the at least one network, at least one email message identifying the at least one data object and including a reference to the at least one data object, without including a file attachment with the at least one email message;

based on the receipt of the information associated with the at least one data object, the at least one object associated with the at least one email address, and the message associated with the selection of the third user interface element via the at least one network; cause, utilizing code configured to be stored on a storage at the second

node and further configured to cooperate with a file explorer interface of a client-based file explorer application, creation of a representation of the at least one data object in a location among one or more folders on the file explorer interface, where the storage at the second node does not store any file in the at least one data object when the creation of the representation of the at least one data object is caused; and

cause, at the second node, display of the representation of the at least one data object in the location among the one or more folders on the file explorer interface.

18. (Previously Presented) The system of claim 17, wherein the system is configured such that the email message is sent without including the file attachment with the at least one email message, and the storage at the second node does not store any file when the creation of the representation of the at least one data object is caused, both for avoiding the at least one file from having to be communicated to and stored at the second node until the at least one file is requested by a user at the second node.

19. (Currently Amended) A computer-implemented method, comprising:

displaying, at a first node, at least one first interface with a first user interface element, utilizing first hypertext markup language-equipped code that is received via at least one network, the first node including at least one non-transitory memory in communication with at least one processor;

receiving, utilizing the at least one first interface at the first node, an indication of at least one folder via the first user interface element;

sending, from the first node via the at least one network, the indication of the at least one folder;

displaying, at the first node, at least one second interface with a second user interface element, utilizing second hypertext markup language-equipped code that is received via the at least one network;

receiving, utilizing the at least one second interface at the first node, indicia associated with at least one email address via the second user interface element;

sending, from the first node via the at least one network, the indicia associated with the at least one email address;

receiving, at the first node, an indication to share the at least one folder;

sending, from the first node via the at least one network, the indication to share the at least one folder;

after the indication of the at least one folder, the indicia associated with the at least one email address, and the indication to share the at least one folder are sent from the first node via the at least one network; receiving, at a second node via the at least one network, at least one email message identifying the at least one folder and including a reference to the at least

one folder, without including at least one file in the at least one folder as an attachment of the at least one email message;

after the indication of the at least one folder, the indicia associated with the at least one email address, and the indication to share the at least one folder are sent from the first node via the at least one network; creating, utilizing code configured to be stored on a storage at the second node and further configured to cooperate with a file explorer interface, a representation of the at least one folder in a location among one or more folders on the file explorer interface, where the storage of the second node does not store the at least one file when the representation of the at least one folder is created;

displaying, at the second node, the representation of the at least one folder in the location among the one or more folders on the file explorer interface;

receiving, at the second node, an indication to open the at least one file in the at least one folder;

in response to the receipt of the indication to open the at least one file in the at least one folder, retrieving the at least one file via the at least one network; and

in response to the retrieval of the at least one file via the at least one network, displaying the at least one file at the second node.



20. (Previously Presented) The method of claim 19, wherein the indicia associated with the at least one email address includes an alias associated with the at least one email address.
21. (Previously Presented) The method of claim 19, wherein the indicia associated with the at least one email address includes the at least one email address.
22. (Previously Presented) The method of claim 19, wherein the at least one first interface and the at least one second interface are displayed via a single web page.
23. (Previously Presented) The method of claim 19, wherein the location among the one or more folders at the second node is based on user input received via the at least one first interface at the first node.
24. (Previously Presented) The method of claim 19, wherein the location among the one or more folders at the second node is determined by user input at the first node.
25. (Previously Presented) The method of claim 19, wherein the file explorer interface is displayed by a client-based file explorer application.
26. (Previously Presented) The method of claim 19, wherein the at least one folder is identified as a result of search criteria received from a user.

27. (Previously Presented) The method of claim 19, wherein the at least one email message and the file explorer interface are displayed via separate interfaces for permitting access to the at least one folder via multiple different interfaces only after sending an indication of a selection of the reference to the at least one folder.
28. (Previously Presented) The method of claim 19, wherein the indication of the at least one folder is capable of being received in response to a first single user input, the indicia associated with the at least one email address is capable of being received in response to a second single user input that immediately follows the first single user input, and the indication to share the at least one folder is capable of being received in response to a third single user input that immediately follows the second single user input.
29. (Previously Presented) The method of claim 19, wherein when the representation of the at least one folder is created, an additional representation on the file explorer interface is created that represents the at least one file, such that the email message is sent without including the at least one file as an attachment of the at least one email message, and the storage at the second node does not store the at least one file when the representation of the at least one folder is created, both for avoiding the at least one file from having to be communicated to and stored at the second node until the at least one file is requested by a user at the second node using the additional representation.

30. (Previously Presented) The method of claim 19, and further comprising:

receiving, utilizing the at least one email message at the second node, an  
indication of a selection of the reference to the at least one folder;

sending, from the second node via the at least one network, the indication of the  
selection of the reference to the at least one folder;

displaying, at the second node, the at least one folder, utilizing third hypertext  
markup language-equipped code that is received via the at least one network.

**Remarks:**

The Examiner has rejected Claim 1-30 under 35 U.S.C. 101 as being directed to non-statutory subject matter. Applicant respectfully asserts that such rejection is overcome in view of the amendments made hereinabove, and the remarks below.

Specifically, applicant respectfully notes that per the recent USPTO's memorandum "Formulating a Subject Matter Eligibility Rejection and Evaluating the Applicant's Response to a Subject Matter Eligibility Rejection" ("Formulating Memo"), the USPTO has indicated that:

"After determining what the applicant invented and establishing the broadest reasonable interpretation of the claimed invention, the eligibility of each claim should be evaluated as a whole using the two-step analysis detailed in the Interim Eligibility Guidance.

When making the rejection, the Office action must provide an explanation as to why each claim is unpatentable, which must be sufficiently clear and specific to provide applicant sufficient notice of the reasons for ineligibility and enable the applicant to effectively respond."

Further, it is indicated that a rejection should:

"identify the judicial exception by referring to what is recited (i.e., set forth or described) in the claim and explain why it is considered an exception;

identify any additional elements (specifically point to claim features/limitations/steps) recited in the claim beyond the identified judicial exception; and

explain the reason(s) that the additional elements taken individually, and also taken as a combination, do not result in the claim as a whole amounting to significantly more than the judicial exception" (emphasis added).

The Examiner has indicated in relation to Claims 1-30 that such claims are "directed to standalone ideas of creating, sending, receiving, detecting and displaying data on the interface ... [and t]herefore are standalone ideas, and do not include additional elements that are sufficient to amount to significantly more than the judicial exception because the additional computer elements, which are recited at a high level of generality, provide conventional computer functions that do not add meaningful limits to practicing the abstract idea as recited

in the claims have been found by the courts to be an abstract idea." Specifically, the Examiner has relied on support from the Bilski and Alice court cases to support such position.

However, merely citing some of the terms of the claims and concluding that the claims recite elements that "have been found by the courts to be an abstract idea" fail to provide a reasoned rationale as to how such is a concept that the courts have identified as being an abstract idea.

Further, the Examiner has also focused on the alleged first word of various claim terms (e.g. "creating, sending, receiving, detecting and displaying," etc.), which fails to specifically point out the relevant claim limitations (*in their entirety*), and further fails to explain the reason such claim limitations do not result in the claim as a whole amounting to significantly more than the judicial exception, when taken individually and as a combination. Still yet, simply concluding that the dependent claims stand rejected based on the same rationale fails to provide an explanation as to how the limitations of each of such dependent claims are similarly ineligible.

As a collateral matter, it should be noted that not all of the claims are limited to the terms indicated by the Examiner. Just by way of example, Claim 1 does not require the terms "cause," "generate," etc. that were additionally cited by the Examiner. Of course, this is just one example and the claims should each be limited only by the terms that exist therein.

The Examiner is reminded that in the USPTO "July 2015 Update: Subject Matter Eligibility" memo, the USPTO has taught that "courts have held computer-implemented processes to be significantly more than an abstract idea (and thus eligible), where generic computer components are able in combination to perform functions that are not merely generic", including, for example, "digital image processing...GUI for relocating obscured textual information...and ...rubber manufacturing." Further, "[t]he importance of considering the additional elements in combination was emphasized in examiner training" including, for example, "digital image processing...global positioning system...transmission of stock quote data...and ...rubber manufacturing[]" illustrate how generic computer components that individually perform merely generic computer functions (e.g., a CPU that performs mathematical calculations or a clock that produces time data) are able in combination to perform functions that are not generic computer functions and that amount to significantly more."

Further, the USPTO has indicated in the "Recent Subject Matter Eligibility Decision Memorandum" (November 2, 2016) that "an "improvement in computer-related technology" is not limited to improvements in the operation of a computer or a computer network per se, but may also be claimed as a set of "rules" (basically mathematical relationships) that improve computer-related technology by allowing computer performance of a function not previously performable by a computer."

Here, applicant respectfully notes that the claims amount to more than just a mere "generic recitation of a computer readable storage device and a processor performing their generic computer functions," as indicated by the Examiner. For example, as set forth below, Claim 1 includes, at a minimum, elements which are *more* than a mere generic recitation of computer components:

"A system, comprising:

a first node including at least one non-transitory memory in communication with at least one processor, the first node configured to:

display, at the first node, a first user interface element, a second user interface element, and a third user interface element;

receive, at the first node, information associated with at least one folder via the first user interface element;

send, from the first node via at least one network, the information associated with the at least one folder;

receive, at the first node, an object associated with at least one email address via the second user interface element;

send, from the first node via the at least one network, the object associated with the at least one email address;

receive, at the first node, an indication of a selection of the third user interface element; and

send, from the first node via the at least one network, the indication of the selection of the third user interface element;

said first node further configured to communicate with a second node that is configured to:

after the information associated with the at least one folder, the object associated with the at least one email address, and the indication of the selection of the third user interface element is sent via the at least one network; receive, at the second node via the at least one network, at least one email message identifying the at least one folder and including a reference to the at least one folder, without including a file attachment with the at least one email message;

after the information associated with the at least one folder, the object associated with the at least one email address, and the indication of the selection of the third user interface element is sent via the at least one network; create, utilizing code configured to be stored on a storage at the second node and further configured to cooperate with a file explorer interface, a representation of the at least one folder in a location among one or more folders on the file explorer interface, where the storage of the second node does not store any file in the at least one folder when the representation of the at least one folder is created; and

display, at the second node, the representation of the at least one folder in the location among the one or more folders on the file explorer interface" (emphasis added

– see this or similar, but not necessarily identical terms in each of the independent claims), all of which convey much more than merely a generic recitation of computer components.

As such, the claim language is much more than a generic recitation of components. Further, the specificity and complexity of the claims, individually and collectively, rise to a level above a mere “generic recitation of a computer readable storage device and a processor performing their generic computer functions.” Therefore, since applicant’s claim language is clearly not an abstract idea, and alternately includes unique functionality that constitutes far more than an abstract idea, such language is statutory subject matter.

It is believed that all of the pending issues have been addressed. The claims are thus in condition for allowance.

However, the absence of a reply to a specific rejection, issue, or comment does not signify agreement with or concession of that rejection, issue, or comment. In addition, because the arguments made above may not be exhaustive, there may be reasons for patentability of any or all pending claims (or other claims) that have not been expressed. Still yet, nothing in this reply should be construed as intention to concede any issue with regard to any claim, except as specifically stated in this reply. Finally, it should be noted that no claims are intended to be construed under 35 U.S.C. 112, paragraph 6.

Should the Examiner deem that any further amendment is desirable to place this Application in condition for allowance, Applicant invites the Examiner to telephone the undersigned attorney at the number listed below.

Respectfully submitted,



Dated: 18 Jan 2018  
The Caldwell Firm, LLC  
PO Box 59655  
Dallas, Texas 75229-0655  
Telephone: (214) 734-2313  
[pcaldwell@thecaldwellfirm.com](mailto:pcaldwell@thecaldwellfirm.com)

---

Patrick E. Caldwell, Esq.  
Reg. No. 44,580



Electronic Acknowledgement Receipt	
EFS ID:	31544718
Application Number:	15724235
International Application Number:	
Confirmation Number:	3791
Title of Invention:	METHODS, SYSTEMS, AND COMPUTER PROGRAM PRODUCTS FOR SHARING A DATA OBJECT IN A DATA STORE VIA A COMMUNICATION
First Named Inventor/Applicant Name:	Robert Paul Morris
Customer Number:	92045
Filer:	Patrick Edgar Caldwell
Filer Authorized By:	
Attorney Docket Number:	DR0264A-CIP
Receipt Date:	18-JAN-2018
Filing Date:	03-OCT-2017
Time Stamp:	22:30:32
Application Type:	Utility under 35 USC 111(a)

### Payment information:

Submitted with Payment	no
------------------------	----

### File Listing:

Document Number	Document Description	File Name	File Size(Bytes)/ Message Digest	Multi Part /.zip	Pages (if appl.)
1	Amendment/Req. Reconsideration-After Non-Final Reject	DR0264A-CIP_Amndt_A_vF_18-Jan-2018.pdf	153478 0f1ac4581e4f0d836abe211ce09670cbf8b6bf28	no	27

### Warnings:

<b>Information:</b>	
<b>Total Files Size (in bytes):</b>	153478
<p><b>This Acknowledgement Receipt evidences receipt on the noted date by the USPTO of the indicated documents, characterized by the applicant, and including page counts, where applicable. It serves as evidence of receipt similar to a Post Card, as described in MPEP 503.</b></p> <p><b><u>New Applications Under 35 U.S.C. 111</u></b>  If a new application is being filed and the application includes the necessary components for a filing date (see 37 CFR 1.53(b)-(d) and MPEP 506), a Filing Receipt (37 CFR 1.54) will be issued in due course and the date shown on this Acknowledgement Receipt will establish the filing date of the application.</p> <p><b><u>National Stage of an International Application under 35 U.S.C. 371</u></b>  If a timely submission to enter the national stage of an international application is compliant with the conditions of 35 U.S.C. 371 and other applicable requirements a Form PCT/DO/EO/903 indicating acceptance of the application as a national stage submission under 35 U.S.C. 371 will be issued in addition to the Filing Receipt, in due course.</p> <p><b><u>New International Application Filed with the USPTO as a Receiving Office</u></b>  If a new international application is being filed and the international application includes the necessary components for an international filing date (see PCT Article 11 and MPEP 1810), a Notification of the International Application Number and of the International Filing Date (Form PCT/RO/105) will be issued in due course, subject to prescriptions concerning national security, and the date shown on this Acknowledgement Receipt will establish the international filing date of the application.</p>	

Under the Paperwork Reduction Act of 1995, no persons are required to respond to a collection of information unless it displays a valid OMB control number.

PATENT APPLICATION FEE DETERMINATION RECORD				Application or Docket Number		Filing Date		<input type="checkbox"/> To be Mailed	
Substitute for Form PTO-875				15/724,235		10/03/2017			
ENTITY: <input type="checkbox"/> LARGE <input checked="" type="checkbox"/> SMALL <input type="checkbox"/> MICRO									
APPLICATION AS FILED – PART I									
(Column 1)		(Column 2)							
FOR	NUMBER FILED	NUMBER EXTRA		RATE (\$)		FEE (\$)			
<input type="checkbox"/> BASIC FEE (37 CFR 1.16(a), (b), or (c))	N/A	N/A		N/A					
<input type="checkbox"/> SEARCH FEE (37 CFR 1.16(k), (i), or (m))	N/A	N/A		N/A					
<input type="checkbox"/> EXAMINATION FEE (37 CFR 1.16(o), (p), or (q))	N/A	N/A		N/A					
TOTAL CLAIMS (37 CFR 1.16(i))	minus 20 =	*		X \$ =					
INDEPENDENT CLAIMS (37 CFR 1.16(h))	minus 3 =	*		X \$ =					
<input type="checkbox"/> APPLICATION SIZE FEE (37 CFR 1.16(s))	If the specification and drawings exceed 100 sheets of paper, the application size fee due is \$310 (\$155 for small entity) for each additional 50 sheets or fraction thereof. See 35 U.S.C. 41(a)(1)(G) and 37 CFR 1.16(s).								
<input type="checkbox"/> MULTIPLE DEPENDENT CLAIM PRESENT (37 CFR 1.16(j))									
* If the difference in column 1 is less than zero, enter "0" in column 2.				TOTAL					
APPLICATION AS AMENDED – PART II									
(Column 1)		(Column 2)		(Column 3)					
AMENDMENT	01/18/2018	CLAIMS REMAINING AFTER AMENDMENT		HIGHEST NUMBER PREVIOUSLY PAID FOR	PRESENT EXTRA	RATE (\$)		ADDITIONAL FEE (\$)	
	Total (37 CFR 1.16(i))	* 30	Minus	** 30	= 0	X \$50 =		0	
	Independent (37 CFR 1.16(h))	* 4	Minus	***4	= 0	X \$230 =		0	
	<input type="checkbox"/> Application Size Fee (37 CFR 1.16(s))								
	<input type="checkbox"/> FIRST PRESENTATION OF MULTIPLE DEPENDENT CLAIM (37 CFR 1.16(j))								
						TOTAL ADD'L FEE		0	
(Column 1)		(Column 2)		(Column 3)					
AMENDMENT		CLAIMS REMAINING AFTER AMENDMENT		HIGHEST NUMBER PREVIOUSLY PAID FOR	PRESENT EXTRA	RATE (\$)		ADDITIONAL FEE (\$)	
	Total (37 CFR 1.16(i))	*	Minus	**	=	X \$ =			
	Independent (37 CFR 1.16(h))	*	Minus	***	=	X \$ =			
	<input type="checkbox"/> Application Size Fee (37 CFR 1.16(s))								
	<input type="checkbox"/> FIRST PRESENTATION OF MULTIPLE DEPENDENT CLAIM (37 CFR 1.16(j))								
						TOTAL ADD'L FEE			
* If the entry in column 1 is less than the entry in column 2, write "0" in column 3. ** If the "Highest Number Previously Paid For" IN THIS SPACE is less than 20, enter "20". *** If the "Highest Number Previously Paid For" IN THIS SPACE is less than 3, enter "3". The "Highest Number Previously Paid For" (Total or Independent) is the highest number found in the appropriate box in column 1.									

This collection of information is required by 37 CFR 1.16. The information is required to obtain or retain a benefit by the public which is to file (and by the USPTO to process) an application. Confidentiality is governed by 35 U.S.C. 122 and 37 CFR 1.14. This collection is estimated to take 12 minutes to complete, including gathering, preparing, and submitting the completed application form to the USPTO. Time will vary depending upon the individual case. Any comments on the amount of time you require to complete this form and/or suggestions for reducing this burden, should be sent to the Chief Information Officer, U.S. Patent and Trademark Office, U.S. Department of Commerce, P.O. Box 1450, Alexandria, VA 22313-1450. DO NOT SEND FEES OR COMPLETED FORMS TO THIS ADDRESS. **SEND TO: Commissioner for Patents, P.O. Box 1450, Alexandria, VA 22313-1450.**

If you need assistance in completing the form, call 1-800-PTO-9199 and select option 2.



# UNITED STATES PATENT AND TRADEMARK OFFICE

UNITED STATES DEPARTMENT OF COMMERCE  
United States Patent and Trademark Office  
Address: COMMISSIONER FOR PATENTS  
P.O. Box 1450  
Alexandria, Virginia 22313-1450  
www.uspto.gov

## NOTICE OF ALLOWANCE AND FEE(S) DUE

92045 7590 03/26/2018  
The Caldwell Firm, LLC  
PO Box 59655  
Dept. SVIPGP  
Dallas, TX 75229

EXAMINER

SALL, EL HADJI MALICK

ART UNIT PAPER NUMBER

2457

DATE MAILED: 03/26/2018

APPLICATION NO.	FILING DATE	FIRST NAMED INVENTOR	ATTORNEY DOCKET NO.	CONFIRMATION NO.
15/724,235	10/03/2017	Robert Paul Morris	DR0264A-CIP	3791

TITLE OF INVENTION: METHODS, SYSTEMS, AND COMPUTER PROGRAM PRODUCTS FOR SHARING A DATA OBJECT IN A DATA STORE VIA A COMMUNICATION

APPLN. TYPE	ENTITY STATUS	ISSUE FEE DUE	PUBLICATION FEE DUE	PREV. PAID ISSUE FEE	TOTAL FEE(S) DUE	DATE DUE
nonprovisional	SMALL	\$500	\$0	\$0	\$500	06/26/2018

**THE APPLICATION IDENTIFIED ABOVE HAS BEEN EXAMINED AND IS ALLOWED FOR ISSUANCE AS A PATENT. PROSECUTION ON THE MERITS IS CLOSED. THIS NOTICE OF ALLOWANCE IS NOT A GRANT OF PATENT RIGHTS. THIS APPLICATION IS SUBJECT TO WITHDRAWAL FROM ISSUE AT THE INITIATIVE OF THE OFFICE OR UPON PETITION BY THE APPLICANT. SEE 37 CFR 1.313 AND MPEP 1308.**

**THE ISSUE FEE AND PUBLICATION FEE (IF REQUIRED) MUST BE PAID WITHIN THREE MONTHS FROM THE MAILING DATE OF THIS NOTICE OR THIS APPLICATION SHALL BE REGARDED AS ABANDONED. THIS STATUTORY PERIOD CANNOT BE EXTENDED. SEE 35 U.S.C. 151. THE ISSUE FEE DUE INDICATED ABOVE DOES NOT REFLECT A CREDIT FOR ANY PREVIOUSLY PAID ISSUE FEE IN THIS APPLICATION. IF AN ISSUE FEE HAS PREVIOUSLY BEEN PAID IN THIS APPLICATION (AS SHOWN ABOVE), THE RETURN OF PART B OF THIS FORM WILL BE CONSIDERED A REQUEST TO REAPPLY THE PREVIOUSLY PAID ISSUE FEE TOWARD THE ISSUE FEE NOW DUE.**

### HOW TO REPLY TO THIS NOTICE:

I. Review the ENTITY STATUS shown above. If the ENTITY STATUS is shown as SMALL or MICRO, verify whether entitlement to that entity status still applies.

If the ENTITY STATUS is the same as shown above, pay the TOTAL FEE(S) DUE shown above.

If the ENTITY STATUS is changed from that shown above, on PART B - FEE(S) TRANSMITTAL, complete section number 5 titled "Change in Entity Status (from status indicated above)".

For purposes of this notice, small entity fees are 1/2 the amount of undiscounted fees, and micro entity fees are 1/2 the amount of small entity fees.

II. PART B - FEE(S) TRANSMITTAL, or its equivalent, must be completed and returned to the United States Patent and Trademark Office (USPTO) with your ISSUE FEE and PUBLICATION FEE (if required). If you are charging the fee(s) to your deposit account, section "4b" of Part B - Fee(s) Transmittal should be completed and an extra copy of the form should be submitted. If an equivalent of Part B is filed, a request to reapply a previously paid issue fee must be clearly made, and delays in processing may occur due to the difficulty in recognizing the paper as an equivalent of Part B.

III. All communications regarding this application must give the application number. Please direct all communications prior to issuance to Mail Stop ISSUE FEE unless advised to the contrary.

**IMPORTANT REMINDER: Maintenance fees are due in utility patents issuing on applications filed on or after Dec. 12, 1980. It is patentee's responsibility to ensure timely payment of maintenance fees when due. More information is available at [www.uspto.gov/PatentMaintenanceFees](http://www.uspto.gov/PatentMaintenanceFees).**

# **PART B - FEE(S) TRANSMITTAL**

**Complete and send this form, together with applicable fee(s), to:** **Mail** **Mail Stop ISSUE FEE**  
**Commissioner for Patents**  
**P.O. Box 1450**  
**Alexandria, Virginia 22313-1450**  
**or Fax (571)-273-2885**

**INSTRUCTIONS:** This form should be used for transmitting the ISSUE FEE and PUBLICATION FEE (if required). Blocks 1 through 5 should be completed where appropriate. All further correspondence including the Patent, advance orders and notification of maintenance fees will be mailed to the current correspondence address as indicated unless corrected below or directed otherwise in Block 1, by (a) specifying a new correspondence address; and/or (b) indicating a separate "FEE ADDRESS" for maintenance fee notifications.

CURRENT CORRESPONDENCE ADDRESS (Note: Use Block 1 for any change of address)

92045 7590 03/26/2018  
The Caldwell Firm, LLC  
PO Box 59655  
Dept. SVIPGP  
Dallas, TX 75229

Note: A certificate of mailing can only be used for domestic mailings of the Fee(s) Transmittal. This certificate cannot be used for any other accompanying papers. Each additional paper, such as an assignment or formal drawing, must have its own certificate of mailing or transmission.

## **Certificate of Mailing or Transmission**

I hereby certify that this Fee(s) Transmittal is being deposited with the United States Postal Service with sufficient postage for first class mail in an envelope addressed to the Mail Stop ISSUE FEE address above, or being facsimile transmitted to the USPTO (571) 273-2885, on the date indicated below.

(Depositor's name)
(Signature)
(Date)

APPLICATION NO.	FILING DATE	FIRST NAMED INVENTOR	ATTORNEY DOCKET NO.	CONFIRMATION NO.
15/724,235	10/03/2017	Robert Paul Morris	DR0264A-CIP	3791

TITLE OF INVENTION: METHODS, SYSTEMS, AND COMPUTER PROGRAM PRODUCTS FOR SHARING A DATA OBJECT IN A DATA STORE VIA A COMMUNICATION

APPLN. TYPE	ENTITY STATUS	ISSUE FEE DUE	PUBLICATION FEE DUE	PREV. PAID ISSUE FEE	TOTAL FEE(S) DUE	DATE DUE
nonprovisional	SMALL	\$500	\$0	\$0	\$500	06/26/2018

EXAMINER	ART UNIT	CLASS-SUBCLASS
SALL, EL HADJI MALICK	2457	709-206000

1. Change of correspondence address or indication of "Fee Address" (37 CFR 1.363).

- ☐ Change of correspondence address (or Change of Correspondence Address form PTO/SB/122) attached.
- ☐ "Fee Address" indication (or "Fee Address" Indication form PTO/SB/47; Rev 03-02 or more recent) attached. **Use of a Customer Number is required.**

2. For printing on the patent front page, list

- (1) The names of up to 3 registered patent attorneys or agents OR, alternatively, 1 \_\_\_\_\_
- (2) The name of a single firm (having as a member a registered attorney or agent) and the names of up to 2 registered patent attorneys or agents. If no name is listed, no name will be printed. 2 \_\_\_\_\_
- 3 \_\_\_\_\_

3. ASSIGNEE NAME AND RESIDENCE DATA TO BE PRINTED ON THE PATENT (print or type)

PLEASE NOTE: Unless an assignee is identified below, no assignee data will appear on the patent. If an assignee is identified below, the document has been filed for recordation as set forth in 37 CFR 3.11. Completion of this form is NOT a substitute for filing an assignment.

(A) NAME OF ASSIGNEE

(B) RESIDENCE: (CITY and STATE OR COUNTRY)

Please check the appropriate assignee category or categories (will not be printed on the patent): ☐ Individual ☐ Corporation or other private group entity ☐ Government

4a. The following fee(s) are submitted:

- ☐ Issue Fee
- ☐ Publication Fee (No small entity discount permitted)
- ☐ Advance Order - # of Copies \_\_\_\_\_

4b. Payment of Fee(s): (Please first reapply any previously paid issue fee shown above)

- ☐ A check is enclosed.
- ☐ Payment by credit card. Form PTO-2038 is attached.
- ☐ The director is hereby authorized to charge the required fee(s), any deficiency, or credits any overpayment, to Deposit Account Number \_\_\_\_\_ (enclose an extra copy of this form).

5. Change in Entity Status (from status indicated above)

- ☐ Applicant certifying micro entity status. See 37 CFR 1.29
- ☐ Applicant asserting small entity status. See 37 CFR 1.27
- ☐ Applicant changing to regular undiscounted fee status.

**NOTE:** Absent a valid certification of Micro Entity Status (see forms PTO/SB/15A and 15B), issue fee payment in the micro entity amount will not be accepted at the risk of application abandonment.

**NOTE:** If the application was previously under micro entity status, checking this box will be taken to be a notification of loss of entitlement to micro entity status.

**NOTE:** Checking this box will be taken to be a notification of loss of entitlement to small or micro entity status, as applicable.

**NOTE:** This form must be signed in accordance with 37 CFR 1.31 and 1.33. See 37 CFR 1.4 for signature requirements and certifications.

Authorized Signature \_\_\_\_\_

Date \_\_\_\_\_

Typed or printed name \_\_\_\_\_

Registration No. \_\_\_\_\_



# UNITED STATES PATENT AND TRADEMARK OFFICE

UNITED STATES DEPARTMENT OF COMMERCE  
United States Patent and Trademark Office  
Address: COMMISSIONER FOR PATENTS  
P.O. Box 1450  
Alexandria, Virginia 22313-1450  
www.uspto.gov

APPLICATION NO.	FILING DATE	FIRST NAMED INVENTOR	ATTORNEY DOCKET NO.	CONFIRMATION NO.
15/724,235	10/03/2017	Robert Paul Morris	DR0264A-CIP	3791
92045	7590	03/26/2018	EXAMINER	
The Caldwell Firm, LLC PO Box 59655 Dept. SVIPGP Dallas, TX 75229			SALL, EL HADJI MALICK	
			ART UNIT	PAPER NUMBER
			2457	

DATE MAILED: 03/26/2018

## Determination of Patent Term Adjustment under 35 U.S.C. 154 (b) (Applications filed on or after May 29, 2000)

The Office has discontinued providing a Patent Term Adjustment (PTA) calculation with the Notice of Allowance.

Section 1(h)(2) of the AIA Technical Corrections Act amended 35 U.S.C. 154(b)(3)(B)(i) to eliminate the requirement that the Office provide a patent term adjustment determination with the notice of allowance. See Revisions to Patent Term Adjustment, 78 Fed. Reg. 19416, 19417 (Apr. 1, 2013). Therefore, the Office is no longer providing an initial patent term adjustment determination with the notice of allowance. The Office will continue to provide a patent term adjustment determination with the Issue Notification Letter that is mailed to applicant approximately three weeks prior to the issue date of the patent, and will include the patent term adjustment on the patent. Any request for reconsideration of the patent term adjustment determination (or reinstatement of patent term adjustment) should follow the process outlined in 37 CFR 1.705.

Any questions regarding the Patent Term Extension or Adjustment determination should be directed to the Office of Patent Legal Administration at (571)-272-7702. Questions relating to issue and publication fee payments should be directed to the Customer Service Center of the Office of Patent Publication at 1-(888)-786-0101 or (571)-272-4200.

## OMB Clearance and PRA Burden Statement for PTOL-85 Part B

The Paperwork Reduction Act (PRA) of 1995 requires Federal agencies to obtain Office of Management and Budget approval before requesting most types of information from the public. When OMB approves an agency request to collect information from the public, OMB (i) provides a valid OMB Control Number and expiration date for the agency to display on the instrument that will be used to collect the information and (ii) requires the agency to inform the public about the OMB Control Number's legal significance in accordance with 5 CFR 1320.5(b).

The information collected by PTOL-85 Part B is required by 37 CFR 1.311. The information is required to obtain or retain a benefit by the public which is to file (and by the USPTO to process) an application. Confidentiality is governed by 35 U.S.C. 122 and 37 CFR 1.14. This collection is estimated to take 12 minutes to complete, including gathering, preparing, and submitting the completed application form to the USPTO. Time will vary depending upon the individual case. Any comments on the amount of time you require to complete this form and/or suggestions for reducing this burden, should be sent to the Chief Information Officer, U.S. Patent and Trademark Office, U.S. Department of Commerce, P.O. Box 1450, Alexandria, Virginia 22313-1450. DO NOT SEND FEES OR COMPLETED FORMS TO THIS ADDRESS. SEND TO: Commissioner for Patents, P.O. Box 1450, Alexandria, Virginia 22313-1450. Under the Paperwork Reduction Act of 1995, no persons are required to respond to a collection of information unless it displays a valid OMB control number.

### Privacy Act Statement

**The Privacy Act of 1974 (P.L. 93-579)** requires that you be given certain information in connection with your submission of the attached form related to a patent application or patent. Accordingly, pursuant to the requirements of the Act, please be advised that: (1) the general authority for the collection of this information is 35 U.S.C. 2(b)(2); (2) furnishing of the information solicited is voluntary; and (3) the principal purpose for which the information is used by the U.S. Patent and Trademark Office is to process and/or examine your submission related to a patent application or patent. If you do not furnish the requested information, the U.S. Patent and Trademark Office may not be able to process and/or examine your submission, which may result in termination of proceedings or abandonment of the application or expiration of the patent.

The information provided by you in this form will be subject to the following routine uses:

1. The information on this form will be treated confidentially to the extent allowed under the Freedom of Information Act (5 U.S.C. 552) and the Privacy Act (5 U.S.C. 552a). Records from this system of records may be disclosed to the Department of Justice to determine whether disclosure of these records is required by the Freedom of Information Act.
2. A record from this system of records may be disclosed, as a routine use, in the course of presenting evidence to a court, magistrate, or administrative tribunal, including disclosures to opposing counsel in the course of settlement negotiations.
3. A record in this system of records may be disclosed, as a routine use, to a Member of Congress submitting a request involving an individual, to whom the record pertains, when the individual has requested assistance from the Member with respect to the subject matter of the record.
4. A record in this system of records may be disclosed, as a routine use, to a contractor of the Agency having need for the information in order to perform a contract. Recipients of information shall be required to comply with the requirements of the Privacy Act of 1974, as amended, pursuant to 5 U.S.C. 552a(m).
5. A record related to an International Application filed under the Patent Cooperation Treaty in this system of records may be disclosed, as a routine use, to the International Bureau of the World Intellectual Property Organization, pursuant to the Patent Cooperation Treaty.
6. A record in this system of records may be disclosed, as a routine use, to another federal agency for purposes of National Security review (35 U.S.C. 181) and for review pursuant to the Atomic Energy Act (42 U.S.C. 218(c)).
7. A record from this system of records may be disclosed, as a routine use, to the Administrator, General Services, or his/her designee, during an inspection of records conducted by GSA as part of that agency's responsibility to recommend improvements in records management practices and programs, under authority of 44 U.S.C. 2904 and 2906. Such disclosure shall be made in accordance with the GSA regulations governing inspection of records for this purpose, and any other relevant (i.e., GSA or Commerce) directive. Such disclosure shall not be used to make determinations about individuals.
8. A record from this system of records may be disclosed, as a routine use, to the public after either publication of the application pursuant to 35 U.S.C. 122(b) or issuance of a patent pursuant to 35 U.S.C. 151. Further, a record may be disclosed, subject to the limitations of 37 CFR 1.14, as a routine use, to the public if the record was filed in an application which became abandoned or in which the proceedings were terminated and which application is referenced by either a published application, an application open to public inspection or an issued patent.
9. A record from this system of records may be disclosed, as a routine use, to a Federal, State, or local law enforcement agency, if the USPTO becomes aware of a violation or potential violation of law or regulation.

<b>Notice of Allowability</b>	<b>Application No.</b> 15/724,235	<b>Applicant(s)</b> MORRIS, ROBERT PAUL	
	<b>Examiner</b> EL HADJI SALL	<b>Art Unit</b> 2457	<b>AIA (First Inventor to File) Status</b> No

**-- The MAILING DATE of this communication appears on the cover sheet with the correspondence address--**

All claims being allowable, PROSECUTION ON THE MERITS IS (OR REMAINS) CLOSED in this application. If not included herewith (or previously mailed), a Notice of Allowance (PTOL-85) or other appropriate communication will be mailed in due course. **THIS NOTICE OF ALLOWABILITY IS NOT A GRANT OF PATENT RIGHTS.** This application is subject to withdrawal from issue at the initiative of the Office or upon petition by the applicant. See 37 CFR 1.313 and MPEP 1308.

1. ☒ This communication is responsive to 01/18/2018.  
☐ A declaration(s)/affidavit(s) under **37 CFR 1.130(b)** was/were filed on \_\_\_\_\_.
2. ☐ An election was made by the applicant in response to a restriction requirement set forth during the interview on \_\_\_\_\_; the restriction requirement and election have been incorporated into this action.
3. ☒ The allowed claim(s) is/are 1-30. As a result of the allowed claim(s), you may be eligible to benefit from the **Patent Prosecution Highway** program at a participating intellectual property office for the corresponding application. For more information, please see [http://www.uspto.gov/patents/init\\_events/pph/index.jsp](http://www.uspto.gov/patents/init_events/pph/index.jsp) or send an inquiry to [PPHfeedback@uspto.gov](mailto:PPHfeedback@uspto.gov).
4. ☐ Acknowledgment is made of a claim for foreign priority under 35 U.S.C. § 119(a)-(d) or (f).

**Certified copies:**

- a) ☐ All    b) ☐ Some    \*c) ☐ None of the:
1. ☐ Certified copies of the priority documents have been received.
  2. ☐ Certified copies of the priority documents have been received in Application No. \_\_\_\_\_.
  3. ☐ Copies of the certified copies of the priority documents have been received in this national stage application from the International Bureau (PCT Rule 17.2(a)).

\* Certified copies not received: \_\_\_\_\_.

Applicant has THREE MONTHS FROM THE "MAILING DATE" of this communication to file a reply complying with the requirements noted below. Failure to timely comply will result in ABANDONMENT of this application.

**THIS THREE-MONTH PERIOD IS NOT EXTENDABLE.**

5. ☐ CORRECTED DRAWINGS ( as "replacement sheets") must be submitted.  
☐ including changes required by the attached Examiner's Amendment / Comment or in the Office action of Paper No./Mail Date \_\_\_\_\_.  
**Identifying indicia such as the application number (see 37 CFR 1.84(c)) should be written on the drawings in the front (not the back) of each sheet. Replacement sheet(s) should be labeled as such in the header according to 37 CFR 1.121(d).**
6. ☐ DEPOSIT OF and/or INFORMATION about the deposit of BIOLOGICAL MATERIAL must be submitted. Note the attached Examiner's comment regarding REQUIREMENT FOR THE DEPOSIT OF BIOLOGICAL MATERIAL.

**Attachment(s)**

- |  |  |
|--|--|
| 1. <input type="checkbox"/> Notice of References Cited (PTO-892)   | 5. <input type="checkbox"/> Examiner's Amendment/Comment                             |
| 2. <input type="checkbox"/> Information Disclosure Statements (PTO/SB/08),<br>Paper No./Mail Date _____    | 6. <input checked="" type="checkbox"/> Examiner's Statement of Reasons for Allowance |
| 3. <input type="checkbox"/> Examiner's Comment Regarding Requirement for Deposit<br>of Biological Material | 7. <input type="checkbox"/> Other _____.   |
| 4. <input type="checkbox"/> Interview Summary (PTO-413),<br>Paper No./Mail Date _____.                     |  |

/EL HADJI SALL/  
Primary Examiner, Art Unit 2457



The present application is being examined under the pre-AIA first to invent provisions.

***Allowable Subject Matter***

Claims 1-30 are allowed.

The following is an Examiner's statement of reasons for allowance:

The prior arts in record fail to teach or suggest all the limitations recited in the claims such as "a system, an apparatus and a computer implemented method comprising a first node including at least one non-transitory memory in communication with at least one processor, the first node configured to display, at the first node, a first user interface element, a second user interface element, and a third user interface element; receive, at the first node, information associated with at least one folder via the first user interface element, send, from the first node via at least one network, the information associated with the at least one folder, receive, at the first node, an object associated with at least one email address via the second user interface element, send, from the first node via the at least one network, the object associated with the at least one email address, receive, at the first node, an indication of a selection of the third user interface element; and send, from the first node via the at least one network, the indication of the selection of the third user interface element, said first node further configured to communicate with a second node that is configured to: after the information associated with the at least one folder, the object associated with the at least one email address, and the indication of the selection of the third user interface element is sent via the at least one network, receive, at the second node via the at least

one network, at least one email message identifying the at least one folder and including a reference to the at least one folder, without including a file attachment with the at least one email message, after the information associated with the at least one folder, the object associated with the at least one email address, and the indication of the selection of the third user interface element is sent via the at least one network; create, utilizing code configured to be stored on a storage at the second node and further configured to cooperate with a file explorer interface, a representation of the at least one folder in a location among one or more folders on the file explorer interface, where the storage of the second node does not store any file in the at least one folder when the representation of the at least one folder is created; and display, at the second node, the representation of the at least one folder in the location among the one or more folders on the file explorer interface,” as recited in independent claims 1, 3, 17 and 19.

Any comments considered necessary by applicant must be submitted no later than the payment of the issue fee and, to avoid processing delays, should preferably accompany the issue fee. Such submissions should be clearly labeled “Comments on Statement of Reasons for Allowance.”

### **Conclusion**

Any inquiry concerning this communication or earlier communications from the examiner should be directed to El Hadji M Sall whose telephone number is 571-272-4010. The examiner can normally be reached on 8:00-4:30.

If attempts to reach the examiner by telephone are unsuccessful, the examiner's supervisor, Ario Etienne can be reached on 571-272-4001. The fax phone number for

the organization where this application or proceeding is assigned is 571-273-8300.

Information regarding the status of an application may be obtained from the Patent Application Information Retrieval (PAIR) system. Status information for published applications may be obtained from either Private PAIR or Public PAIR. Status information for unpublished applications is available through Private PAIR only. For more information about the PAIR system, see <http://pair-direct.uspto.gov>. Should you have questions on access to the Private PAIR system, contact the Electronic Business Center (EBC) at 866-217-9197 (toll-free).

/EL HADJI SALL/

Primary Examiner, Art Unit 2457

## EAST Search History

## EAST Search History (Prior Art)

Ref #	Hits	Search Query	DBs	Default Operator	Plurals	Time Stamp
L1	111	("6192394" "6502236" "6996599" "7051119" "7080120" "7328239" "7421069" "7426578" "7529798" "7533146" "7567553" "7613772" "7623650" "7624148" "7653668" "7680950" "7130883" "7133897" "7209953" "7701882" "7757265" "7765581" "7783718" "7809709" "7809854" "7904369" "7949722" "7953853" "8020190" "8060619" "8214329" "8280948" "8321499" "8332654" "8359361" "8583745" "8671145" "8683576" "8719251" "8775511" "8812733" "8824643" "8849914" "8909710" "8996658" "9053203" "9299056" "20020087505" "20020087522" "20020143855" "20020147840" "20030172127" "20030200268" "20040015610" "20040024754" "20040044727" "20040064478" "20040064511" "20040088347" "20040117456" "20040186894" "20050010646" "20050102348" "20050114664" "20050114671" "20050223073" "20060069787" "20060095531" "20060224583" "20060224608" "20060224615" "20060224624" "20060224938" "20060256934" "20070067726" "20070078902" "20070100713" "20070180150" "20080005103" "20080016160" "20080059500" "20080098075" "20080155110" "20080201364" "20080256199" "20080320094" "20090157829" "20090157859" "20090177526" "20090222450" "20090254601" "20090265426" "20090327904" "20100011077" "20100070602" "20100169442" "20100235439" "20100312782" "20110072033" "20110138004" "20110276637" "20120011207" "20120011444" "20130046992" "20140089419" "20140089420" "20140089421" "20140108487" "20140112319" "20140172999" "20140279050" "2002077773").pn.	US-PGPUB; USPAT; USOCR	OR	ON	2018/03/18 19:26
L2	1015284	709/206,217,203,200.cds. (G06F 3/0486)	US-PGPUB; USPAT; USOCR	OR	ON	2018/03/18 19:26

L3	17	(node and (email e-mail) and interface).ab.	US-PGPUB; USPAT; USOCR	OR	ON	2018/03/18 19:26
L4	3	node same folder same interface same (email e-mail) same attachment	US-PGPUB; USPAT; USOCR	OR	ON	2018/03/18 19:26
L6	111	("6192394" "6502236" "6996599" "7051119" "7080120" "7328239" "7421069" "7426578" "7529798" "7533146" "7567553" "7613772" "7623650" "7624148" "7653668" "7680950" "7130883" "7133897" "7209953" "7701882" "7757265" "7765581" "7783718" "7809709" "7809854" "7904369" "7949722" "7953853" "8020190" "8060619" "8214329" "8280948" "8321499" "8332654" "8359361" "8583745" "8671145" "8683576" "8719251" "8775511" "8812733" "8824643" "8849914" "8909710" "8996658" "9053203" "9299056" "20020087505" "20020087522" "20020143855" "20020147840" "20030172127" "20030200268" "20040015610" "20040024754" "20040044727" "20040064478" "20040064511" "20040088347" "20040117456" "20040186894" "20050010646" "20050102348" "20050114664" "20050114671" "20050223073" "20060069787" "20060095531" "20060224583" "20060224608" "20060224615" "20060224624" "20060224938" "20060256934" "20070067726" "20070078902" "20070100713" "20070180150" "20080005103" "20080016160" "20080059500" "20080098075" "20080155110" "20080201364" "20080256199" "20080320094" "20090157829" "20090157859" "20090177526" "20090222450" "20090254601" "20090265426" "20090327904" "20100011077" "20100070602" "20100169442" "20100235439" "20100312782" "20110072033" "20110138004" "20110276637" "20120011207" "20120011444" "20130046992" "20140089419" "20140089420" "20140089421" "20140108487" "20140112319" "20140172999" "20140279050" "2002077773").pn.	US-PGPUB; USPAT; USOCR	OR	ON	2018/03/18 19:26
L7	0	L6 and L5	US-PGPUB; USPAT; USOCR	OR	ON	2018/03/18 19:26
L8	12	node same folder same interface same (email e-mail) and file near attachment	US-PGPUB; USPAT;	OR	ON	2018/03/18 19:26

			USOCR			
L10	256749	user adj interface and node file adj attachment and folder and (email e-mail) and storage with node and user adj interface	US-PGPUB; USPAT; USOCR	OR	ON	2018/03/18 19:26
L11	94	user adj interface and node and file adj attachment and folder and (email e-mail) and storage with node	US-PGPUB; USPAT; USOCR	OR	ON	2018/03/18 19:26
L12	111	( "6192394" "6502236" "6996599" "7051119" "7080120" "7328239" "7421069" "7426578" "7529798" "7533146" "7567553" "7613772" "7623650" "7624148" "7653668" "7680950" "7130883" "7133897" "7209953" "7701882" "7757265" "7765581" "7783718" "7809709" "7809854" "7904369" "7949722" "7953853" "8020190" "8060619" "8214329" "8280948" "8321499" "8332654" "8359361" "8583745" "8671145" "8683576" "8719251" "8775511" "8812733" "8824643" "8849914" "8909710" "8996658" "9053203" "9299056" "20020087505" "20020087522" "20020143855" "20020147840" "20030172127" "20030200268" "20040015610" "20040024754" "20040044727" "20040064478" "20040064511" "20040088347" "20040117456" "20040186894" "20050010646" "20050102348" "20050114664" "20050114671" "20050223073" "20060069787" "20060095531" "20060224583" "20060224608" "20060224615" "20060224624" "20060224938" "20060256934" "20070067726" "20070078902" "20070100713" "20070180150" "20080005103" "20080016160" "20080059500" "20080098075" "20080155110" "20080201364" "20080256199" "20080320094" "20090157829" "20090157859" "20090177526" "20090222450" "20090254601" "20090265426" "20090327904" "20100011077" "20100070602" "20100169442" "20100235439" "20100312782" "20110072033" "20110138004" "20110276637" "20120011207" "20120011444" "20130046992" "20140089419" "20140089420" "20140089421" "20140108487" "20140112319" "20140172999" "20140279050" "2002077773") .pn.	US-PGPUB; USPAT; USOCR	OR	ON	2018/03/18 19:26
L13	5	L12 and interface and folder and (node servers cluster computer host) and (email e-mail) and file adj attachment	US-PGPUB; USPAT; USOCR	OR	ON	2018/03/18 19:26
L15	9	L12 and interface and (folder box) and	US-	OR	ON	2018/03/18

		(node servers cluster computer host) and (email e-mail) and file adj attachment	PGPUB; USPAT; USOCR			19:26
L17	111	("6192394" "6502236" "6996599" "7051119" "7080120" "7328239" "7421069" "7426578" "7529798" "7533146" "7567553" "7613772" "7623650" "7624148" "7653668" "7680950" "7130883" "7133897" "7209953" "7701882" "7757265" "7765581" "7783718" "7809709" "7809854" "7904369" "7949722" "7953853" "8020190" "8060619" "8214329" "8280948" "8321499" "8332654" "8359361" "8583745" "8671145" "8683576" "8719251" "8775511" "8812733" "8824643" "8849914" "8909710" "8996658" "9053203" "9299056" "20020087505" "20020087522" "20020143855" "20020147840" "20030172127" "20030200268" "20040015610" "20040024754" "20040044727" "20040064478" "20040064511" "20040088347" "20040117456" "20040186894" "20050010646" "20050102348" "20050114664" "20050114671" "20050223073" "20060069787" "20060095531" "20060224583" "20060224608" "20060224615" "20060224624" "20060224938" "20060256934" "20070067726" "20070078902" "20070100713" "20070180150" "20080005103" "20080016160" "20080059500" "20080098075" "20080155110" "20080201364" "20080256199" "20080320094" "20090157829" "20090157859" "20090177526" "20090222450" "20090254601" "20090265426" "20090327904" "20100011077" "20100070602" "20100169442" "20100235439" "20100312782" "20110072033" "20110138004" "20110276637" "20120011207" "20120011444" "20130046992" "20140089419" "20140089420" "20140089421" "20140108487" "20140112319" "20140172999" "20140279050" "2002077773").pn.	US- PGPUB; USPAT; USOCR	OR	ON	2018/03/18 19:26
L18	9	L17 and interface and (folder box) and (node servers cluster computer host) and (email e-mail) and file adj attachment	US- PGPUB; USPAT; USOCR	OR	ON	2018/03/18 19:26
L19	9	L18 and @ad< "20120922"	US- PGPUB; USPAT; USOCR	OR	ON	2018/03/18 19:26
L21	6	L17 and display\$5 with interfaces	US- PGPUB; USPAT; USOCR	OR	OFF	2018/03/18 19:26


L22	55	L17 and display\$5 with interfaces	US-PGPUB; USPAT; USOCR	OR	ON	2018/03/18 19:26
L23	14	L22 and display\$5 same interfaces	US-PGPUB; USPAT; USOCR	OR	OFF	2018/03/18 19:26
L25	979756	display\$5 with interface	US-PGPUB; USPAT; USOCR	OR	ON	2018/03/18 19:26
L26	231026	L25 same interfaces	US-PGPUB; USPAT; USOCR	OR	OFF	2018/03/18 19:26
L27	125357	(transmi\$6 send sending sent) with (folder box)	US-PGPUB; USPAT; USOCR	OR	OFF	2018/03/18 19:26
L28	11111	receiv\$5 with (e-mail email) with interface	US-PGPUB; USPAT; USOCR	OR	OFF	2018/03/18 19:26
L29	361	L26 and L27 and L28	US-PGPUB; USPAT; USOCR	OR	OFF	2018/03/18 19:26
L30	106	(displa\$5 and (email e-mail) and (folder box)).ab.	US-PGPUB; USPAT; USOCR	OR	OFF	2018/03/18 19:26
L31	8	L29 and L30	US-PGPUB; USPAT; USOCR	OR	OFF	2018/03/18 19:26
L33	29	(displa\$5 and (email e-mail) and (folder box) and interface).ab.	US-PGPUB; USPAT; USOCR	OR	OFF	2018/03/18 19:26
L35	979756	display\$5 with interface	US-PGPUB; USPAT; USOCR	OR	ON	2018/03/18 19:26
L36	231026	L35 same interfaces	US-PGPUB; USPAT; USOCR	OR	OFF	2018/03/18 19:26
L37	125357	(transmi\$6 send sending sent) with (folder box)	US-PGPUB; USPAT; USOCR	OR	OFF	2018/03/18 19:26
L38	11111	receiv\$5 with (e-mail email) with interface	US-PGPUB; USPAT; USOCR	OR	OFF	2018/03/18 19:26
L39	361	L36 and L37 and L38	US-PGPUB; USPAT;	OR	OFF	2018/03/18 19:26



			USOCR			
L40	106	(displa\$5 and (email e-mail) and (folder box)).ab.	US-PGPUB; USPAT; USOCR	OR	OFF	2018/03/18: 19:26
L41	8	L39 and L40	US-PGPUB; USPAT; USOCR	OR	OFF	2018/03/18: 19:26
L42	7	L41 and @ad<"20120922"	US-PGPUB; USPAT; USOCR	OR	ON	2018/03/18: 19:26
L43	29	(displa\$5 and (email e-mail) and (folder box) and interface).ab.	US-PGPUB; USPAT; USOCR	OR	OFF	2018/03/18: 19:26
L44	5	L42 and L43	US-PGPUB; USPAT; USOCR	OR	OFF	2018/03/18: 19:26
L47	2	L44 and (send sending sent) same3 network same (folder box)	US-PGPUB; USPAT; USOCR	OR	OFF	2018/03/18: 19:26

**3/ 18/ 2018 7:40:00 PM**


**C:\ Users\ esall\ Documents\ EAST\ Workspaces\ 15724235.wsp**

<b>Issue Classification</b> 	<b>Application/Control No.</b> 15724235	<b>Applicant(s)/Patent Under Reexamination</b> MORRIS, ROBERT PAUL	
	<b>Examiner</b> EL HADJI SALL	<b>Art Unit</b> 2457	

CPC						
Symbol					Type	Version
G06F		3		0486	F	2013-01-01
H04L		51		22	I	2013-01-01
G06F		3		0482	I	2013-01-01

CPC Combination Sets						
Symbol			Type	Set	Ranking	Version

NONE		<b>Total Claims Allowed:</b>	
(Assistant Examiner)	(Date)	30	
/EL HADJI SALL/ Primary Examiner.Art Unit 2457	03/18/2018	O.G. Print Claim(s)	O.G. Print Figure
(Primary Examiner)	(Date)	1	1


<b>Issue Classification</b> 	<b>Application/Control No.</b> 15724235	<b>Applicant(s)/Patent Under Reexamination</b> MORRIS, ROBERT PAUL
	<b>Examiner</b> EL HADJI SALL	<b>Art Unit</b> 2457

US ORIGINAL CLASSIFICATION						INTERNATIONAL CLASSIFICATION													
CLASS		SUBCLASS				CLAIMED					NON-CLAIMED								
709		206				G	0	6	F	15 / 16 (2006.01.01)									
CROSS REFERENCE(S)																			
CLASS	SUBCLASS (ONE SUBCLASS PER BLOCK)																		
709	206	200																	

NONE		<b>Total Claims Allowed:</b>	
		30	
(Assistant Examiner)	(Date)		
/EL HADJI SALL/ Primary Examiner.Art Unit 2457	03/18/2018	O.G. Print Claim(s)	O.G. Print Figure
(Primary Examiner)	(Date)	1	1

☒ **Claims renumbered in the same order as presented by applicant**      ☐ **CPA**      ☐ **T.D.**      ☐ **R.1.47**

1

<b>Search Notes</b> 	<b>Application/Control No.</b> 15724235	<b>Applicant(s)/Patent Under Reexamination</b> MORRIS, ROBERT PAUL
	<b>Examiner</b> EL HADJI SALL	<b>Art Unit</b> 2457

CPC- SEARCHED		
Symbol	Date	Examiner
(G06F 3/0486)	3/18/2018	

CPC COMBINATION SETS - SEARCHED		
Symbol	Date	Examiner

US CLASSIFICATION SEARCHED			
Class	Subclass	Date	Examiner
709	206,217,203,200.	3/18/2018	ES

\* See search history printout included with this form or the SEARCH NOTES box below to determine the scope of the search.

SEARCH NOTES		
Search Notes	Date	Examiner
Updated East Search	3/18/2018	ES
Updated Non Patent Literature Search	3/18/2018	ES
Updated CPC Search	3/18/2018	ES

INTERFERENCE SEARCH			
US Class/ CPC Symbol	US Subclass / CPC Group	Date	Examiner
709	206,200.	3/18/2018	ES

	/EL HADJI SALL/ Primary Examiner.Art Unit 2457
--	---

UNITED STATES PATENT AND TRADEMARK OFFICE  
COMMISSIONER FOR PATENTS  
P.O. BOX 1450  
ALEXANDRIA VA 22313-1451

PRESORTED  
FIRST-CLASS MAIL  
U.S. POSTAGE PAID  
POSTEDIGITAL  
NNNNN

The Caldwell Firm, LLC  
PO Box 59655  
Dept. SVIPGP  
Dallas, TX 75229



**Courtesy Reminder for  
Application Serial No: 15/724,235**

Attorney Docket No: DR0264A-CIP  
Customer Number: 92045  
Date of Electronic Notification: 03/26/2018

This is a courtesy reminder that new correspondence is available for this application. If you have not done so already, please review the correspondence. The official date of notification of the outgoing correspondence will be indicated on the form PTOL-90 accompanying the correspondence.

An email notification regarding the correspondence was sent to the following email address(es) associated with your customer number:

pcaldwell@thecaldwellfirm.com  
eofficeaction@appcoll.com

To view your correspondence online or update your email addresses, please visit us anytime at <https://sportal.uspto.gov/secure/myportal/privatepair>. If you have any questions, please email the Electronic Business Center (EBC) at [EBC@uspto.gov](mailto:EBC@uspto.gov) or call 1-866-217-9197.

## TRANSMITTAL FOR POWER OF ATTORNEY TO ONE OR MORE REGISTERED PRACTITIONERS

NOTE: This form is to be submitted with the Power of Attorney by Applicant form (PTO/AIA/82B) to identify the application to which the Power of Attorney is directed, in accordance with 37 CFR 1.5, unless the application number and filing date are identified in the Power of Attorney by Applicant form. If neither form PTO/AIA/82A nor form PTO/AIA/82B identifies the application to which the Power of Attorney is directed, the Power of Attorney will not be recognized in the application.

Application Number	15/724,235
Filing Date	10-03-2017
First Named Inventor	Robert Paul Morris
Title	METHODS, SYSTEMS, AND COMPUTER PROGRAM PRODUCTS FOR SHARING A DATA OBJECT IN A DATA STORE VIA A COMMUNICATION
Art Unit	2457
Examiner Name	SALL, EL HADJI MALICK
Attorney Docket Number	DR0264A-CIP

### SIGNATURE of Applicant or Patent Practitioner

Signature	/Patrick E. Caldwell/	Date (Optional)	
Name	Patrick E. Caldwell	Registration Number	44,580
Title (if Applicant is a juristic entity)			
Applicant Name (if Applicant is a juristic entity)			

**NOTE:** This form must be signed in accordance with 37 CFR 1.33. See 37 CFR 1.4(d) for signature requirements and certifications. If more than one applicant, use multiple forms.

☐

\*Total of \_\_\_\_\_ forms are submitted.

This collection of information is required by 37 CFR 1.131, 1.32, and 1.33. The information is required to obtain or retain a benefit by the public which is to file (and by the USPTO to process) an application. Confidentiality is governed by 35 U.S.C. 122 and 37 CFR 1.11 and 1.14. This collection is estimated to take 3 minutes to complete, including gathering, preparing, and submitting the completed application form to the USPTO. Time will vary depending upon the individual case. Any comments on the amount of time you require to complete this form and/or suggestions for reducing this burden, should be sent to the Chief Information Officer, U.S. Patent and Trademark Office, U.S. Department of Commerce, P.O. Box 1450, Alexandria, VA 22313-1450. DO NOT SEND FEES OR COMPLETED FORMS TO THIS ADDRESS. **SEND TO: Commissioner for Patents, P.O. Box 1450, Alexandria, VA 22313-1450.**

If you need assistance in completing the form, call 1-800-PTO-9199 and select option 2.

## POWER OF ATTORNEY BY APPLICANT

I hereby revoke all previous powers of attorney given in the application identified in either the attached transmittal letter or the boxes below.

Application Number	Filing Date

(Note: The boxes above may be left blank if information is provided on form PTO/AIA/82A.)

- ☒ I hereby appoint the Patent Practitioner(s) associated with the following Customer Number as my/our attorney(s) or agent(s), and to transact all business in the United States Patent and Trademark Office connected therewith for the application referenced in the attached transmittal letter (form PTO/AIA/82A) or identified above:
- OR
- ☐ I hereby appoint Practitioner(s) named in the attached list (form PTO/AIA/82C) as my/our attorney(s) or agent(s), and to transact all business in the United States Patent and Trademark Office connected therewith for the patent application referenced in the attached transmittal letter (form PTO/AIA/82A) or identified above. (Note: Complete form PTO/AIA/82C.)

**Please recognize or change the correspondence address for the application identified in the attached transmittal letter or the boxes above to:**

- ☒ The address associated with the above-mentioned Customer Number
- OR
- ☐ The address associated with Customer Number:
- OR

Firm or Individual Name					
Address					
City		State		Zip	
Country					
Telephone		Email			

I am the Applicant (if the Applicant is a juristic entity, list the Applicant name in the box):

- ☐ Inventor or Joint Inventor (title not required below)
- ☐ Legal Representative of a Deceased or Legally Incapacitated Inventor (title not required below)
- ☒ Assignee or Person to Whom the Inventor is Under an Obligation to Assign (provide signer's title if applicant is a juristic entity)
- ☐ Person Who Otherwise Shows Sufficient Proprietary Interest (e.g., a petition under 37 CFR 1.46(b)(2) was granted in the application or is concurrently being filed with this document) (provide signer's title if applicant is a juristic entity)

### SIGNATURE of Applicant for Patent

The undersigned (whose title is supplied below) is authorized to act on behalf of the applicant (e.g., where the applicant is a juristic entity).

Signature	/Robert Paul Morris/	Date (Optional)	
Name	Robert Paul Morris		
Title	Managing Member		

**NOTE:** Signature - This form must be signed by the applicant in accordance with 37 CFR 1.33. See 37 CFR 1.4 for signature requirements and certifications. If more than one applicant, use multiple forms.

☐ Total of \_\_\_\_\_ forms are submitted.

This collection of information is required by 37 CFR 1.131, 1.32, and 1.33. The information is required to obtain or retain a benefit by the public which is to file (and by the USPTO to process) an application. Confidentiality is governed by 35 U.S.C. 122 and 37 CFR 1.11 and 1.14. This collection is estimated to take 3 minutes to complete, including gathering, preparing, and submitting the completed application form to the USPTO. Time will vary depending upon the individual case. Any comments on the amount of time you require to complete this form and/or suggestions for reducing this burden, should be sent to the Chief Information Officer, U.S. Patent and Trademark Office, U.S. Department of Commerce, P.O. Box 1450, Alexandria, VA 22313-1450. DO NOT SEND FEES OR COMPLETED FORMS TO THIS ADDRESS. **SEND TO: Commissioner for Patents, P.O. Box 1450, Alexandria, VA 22313-1450.**

If you need assistance in completing the form, call 1-800-PTO-9199 and select option 2.



## POWER OF ATTORNEY BY APPLICANT

No more than ten (10) patent practitioners total may be appointed as set forth below by name and registration number. This page need not be submitted if appointing the Patent Practitioner(s) associated with a Customer Number (see form PTO/AIA/82B):

Name	Registration Number

## Privacy Act Statement

The **Privacy Act of 1974 (P.L. 93-579)** requires that you be given certain information in connection with your submission of the attached form related to a patent application or patent. Accordingly, pursuant to the requirements of the Act, please be advised that: (1) the general authority for the collection of this information is 35 U.S.C. 2(b)(2); (2) furnishing of the information solicited is voluntary; and (3) the principal purpose for which the information is used by the U.S. Patent and Trademark Office is to process and/or examine your submission related to a patent application or patent. If you do not furnish the requested information, the U.S. Patent and Trademark Office may not be able to process and/or examine your submission, which may result in termination of proceedings or abandonment of the application or expiration of the patent.

The information provided by you in this form will be subject to the following routine uses:

1. The information on this form will be treated confidentially to the extent allowed under the Freedom of Information Act (5 U.S.C. 552) and the Privacy Act (5 U.S.C. 552a). Records from this system of records may be disclosed to the Department of Justice to determine whether the Freedom of Information Act requires disclosure of these records.
2. A record from this system of records may be disclosed, as a routine use, in the course of presenting evidence to a court, magistrate, or administrative tribunal, including disclosures to opposing counsel in the course of settlement negotiations.
3. A record in this system of records may be disclosed, as a routine use, to a Member of Congress submitting a request involving an individual, to whom the record pertains, when the individual has requested assistance from the Member with respect to the subject matter of the record.
4. A record in this system of records may be disclosed, as a routine use, to a contractor of the Agency having need for the information in order to perform a contract. Recipients of information shall be required to comply with the requirements of the Privacy Act of 1974, as amended, pursuant to 5 U.S.C. 552a(m).
5. A record related to an International Application filed under the Patent Cooperation Treaty in this system of records may be disclosed, as a routine use, to the International Bureau of the World Intellectual Property Organization, pursuant to the Patent Cooperation Treaty.
6. A record in this system of records may be disclosed, as a routine use, to another federal agency for purposes of National Security review (35 U.S.C. 181) and for review pursuant to the Atomic Energy Act (42 U.S.C. 218(c)).
7. A record from this system of records may be disclosed, as a routine use, to the Administrator, General Services, or his/her designee, during an inspection of records conducted by GSA as part of that agency's responsibility to recommend improvements in records management practices and programs, under authority of 44 U.S.C. 2904 and 2906. Such disclosure shall be made in accordance with the GSA regulations governing inspection of records for this purpose, and any other relevant (i.e., GSA or Commerce) directive. Such disclosure shall not be used to make determinations about individuals.
8. A record from this system of records may be disclosed, as a routine use, to the public after either publication of the application pursuant to 35 U.S.C. 122(b) or issuance of a patent pursuant to 35 U.S.C. 151. Further, a record may be disclosed, subject to the limitations of 37 CFR 1.14, as a routine use, to the public if the record was filed in an application which became abandoned or in which the proceedings were terminated and which application is referenced by either a published application, an application open to public inspections or an issued patent.
9. A record from this system of records may be disclosed, as a routine use, to a Federal, State, or local law enforcement agency, if the USPTO becomes aware of a violation or potential violation of law or regulation.

**SUPPLEMENTAL APPLICATION DATA SHEET**

In re application of:

Robert Paul Morris

Application No.: 15/724,235

Filed: 10-03-2017

For: METHODS, SYSTEMS, AND  
COMPUTER PROGRAM PRODUCTS  
FOR SHARING A DATA OBJECT IN A  
DATA STORE VIA A COMMUNICATION

Confirmation No.: 3791

Examiner: SALL, EL HADJI MALICK

Art Unit: 2457

Atty. Docket No.: DR0264A-CIP

Date: 5/20/2018

Please correct the Assignment Information as follows:

**APPLICANT INFORMATION**

Applicant Type:: Assignee  
Organization Name:: ~~Cedar Point Partners, LLC~~ Sitting Man, LLC  
Mailing Address:: 712 Latta Street  
City:: Raleigh  
State:: NC  
Postal Code:: 27607  
Country:: US

**SIGNATURE:**

A signature of the applicant or representative is required in accordance with 37 CFR 1.33 and 10.18. Please see 37 CFR 1.4(d) for the form of the signature.

Respectfully submitted,



Dated: 20 May 2018  
The Caldwell Firm, LLC  
PO Box 59655  
Dallas, Texas 75229-0655  
Telephone: (214) 734-2313  
pcaldwell@thecaldwellfirm.com

Patrick E. Caldwell, Esq.  
Reg. No. 44,580

Electronic Acknowledgement Receipt	
EFS ID:	32670717
Application Number:	15724235
International Application Number:	
Confirmation Number:	3791
Title of Invention:	METHODS, SYSTEMS, AND COMPUTER PROGRAM PRODUCTS FOR SHARING A DATA OBJECT IN A DATA STORE VIA A COMMUNICATION
First Named Inventor/Applicant Name:	Robert Paul Morris
Customer Number:	92045
Filer:	Patrick Edgar Caldwell
Filer Authorized By:	
Attorney Docket Number:	DR0264A-CIP
Receipt Date:	20-MAY-2018
Filing Date:	03-OCT-2017
Time Stamp:	22:24:56
Application Type:	Utility under 35 USC 111(a)

### Payment information:

Submitted with Payment	no
------------------------	----

### File Listing:

Document Number	Document Description	File Name	File Size(Bytes)/ Message Digest	Multi Part /.zip	Pages (if appl.)
1	Assignee showing of ownership per 37 CFR 3.73	DR0264ACIP_373c_vF_20-May-2018.pdf	138222 2fc8b0eb09cf23e6c3992f8387831bd3d65d18e8	no	3

### Warnings:

<b>Information:</b>					
2	Power of Attorney	DR0264ACIP_POA_SittingMan_vF.pdf	201428 e91a9cb20f6ea42d9d6e624d87fbbfe8a49f4337	no	4
<b>Warnings:</b>					
<b>Information:</b>					
3	Application Data Sheet	DR0264ACIP_Supp_ADS_vF_20-May-2018.pdf	28611 5f47b163e7007f93401780c52a45c104e3296186	no	1
<b>Warnings:</b>					
<b>Information:</b>					
This is not an USPTO supplied ADS fillable form					
<b>Total Files Size (in bytes):</b>			368261		
<p><b>This Acknowledgement Receipt evidences receipt on the noted date by the USPTO of the indicated documents, characterized by the applicant, and including page counts, where applicable. It serves as evidence of receipt similar to a Post Card, as described in MPEP 503.</b></p> <p><b><u>New Applications Under 35 U.S.C. 111</u></b>  If a new application is being filed and the application includes the necessary components for a filing date (see 37 CFR 1.53(b)-(d) and MPEP 506), a Filing Receipt (37 CFR 1.54) will be issued in due course and the date shown on this Acknowledgement Receipt will establish the filing date of the application.</p> <p><b><u>National Stage of an International Application under 35 U.S.C. 371</u></b>  If a timely submission to enter the national stage of an international application is compliant with the conditions of 35 U.S.C. 371 and other applicable requirements a Form PCT/DO/EO/903 indicating acceptance of the application as a national stage submission under 35 U.S.C. 371 will be issued in addition to the Filing Receipt, in due course.</p> <p><b><u>New International Application Filed with the USPTO as a Receiving Office</u></b>  If a new international application is being filed and the international application includes the necessary components for an international filing date (see PCT Article 11 and MPEP 1810), a Notification of the International Application Number and of the International Filing Date (Form PCT/RO/105) will be issued in due course, subject to prescriptions concerning national security, and the date shown on this Acknowledgement Receipt will establish the international filing date of the application.</p>					

**STATEMENT UNDER 37 CFR 3.73(c)**

Applicant/Patent Owner: Robert Paul Morris  
Application No./Patent No.: 15/724,235 Filed/Issue Date: 10-03-2017  
Titled: METHODS, SYSTEMS, AND COMPUTER PROGRAM PRODUCTS FOR SHARING A DATA OBJECT IN A DATA STORE VIA A COMMUNICATION  
Sitting Man, LLC, a Limited Liability Company  
(Name of Assignee) (Type of Assignee, e.g., corporation, partnership, university, government agency, etc.)

states that, for the patent application/patent identified above, it is (choose **one** of options 1, 2, 3 or 4 below):

1. ☒ The assignee of the entire right, title, and interest.
2. ☐ An assignee of less than the entire right, title, and interest (check applicable box):
- ☐ The extent (by percentage) of its ownership interest is \_\_\_\_%. Additional Statement(s) by the owners holding the balance of the interest must be submitted to account for 100% of the ownership interest.
- ☐ There are unspecified percentages of ownership. The other parties, including inventors, who together own the entire right, title and interest are:

Additional Statement(s) by the owner(s) holding the balance of the interest must be submitted to account for the entire right, title, and interest.

3. ☐ The assignee of an undivided interest in the entirety (a complete assignment from one of the joint inventors was made). The other parties, including inventors, who together own the entire right, title, and interest are:

Additional Statement(s) by the owner(s) holding the balance of the interest must be submitted to account for the entire right, title, and interest.

4. ☐ The recipient, via a court proceeding or the like (e.g., bankruptcy, probate), of an undivided interest in the entirety (a complete transfer of ownership interest was made). The certified document(s) showing the transfer is attached.

The interest identified in option 1, 2 or 3 above (not option 4) is evidenced by either (choose **one** of options A or B below):

- A. ☐ An assignment from the inventor(s) of the patent application/patent identified above. The assignment was recorded in the United States Patent and Trademark Office at Reel \_\_\_\_\_, Frame \_\_\_\_\_, or for which a copy thereof is attached.
- B. ☒ A chain of title from the inventor(s), of the patent application/patent identified above, to the current assignee as follows:

1. From: Robert Paul Morris To: Deep River Ventures, LLC

The document was recorded in the United States Patent and Trademark Office at  
Reel 033450, Frame 0740, or for which a copy thereof is attached.

2. From: Robert Paul Morris To: Deep River Ventures, LLC

The document was recorded in the United States Patent and Trademark Office at  
Reel 033450, Frame 0746, or for which a copy thereof is attached.

[Page 1 of 2]

This collection of information is required by 37 CFR 3.73(b). The information is required to obtain or retain a benefit by the public which is to file (and by the USPTO to process) an application. Confidentiality is governed by 35 U.S.C. 122 and 37 CFR 1.11 and 1.14. This collection is estimated to take 12 minutes to complete, including gathering, preparing, and submitting the completed application form to the USPTO. Time will vary depending upon the individual case. Any comments on the amount of time you require to complete this form and/or suggestions for reducing this burden, should be sent to the Chief Information Officer, U.S. Patent and Trademark Office, U.S. Department of Commerce, P.O. Box 1450, Alexandria, VA 22313-1450. DO NOT SEND FEES OR COMPLETED FORMS TO THIS ADDRESS. **SEND TO: Commissioner for Patents, P.O. Box 1450, Alexandria, VA 22313-1450.**

*If you need assistance in completing the form, call 1-800-PTO-9199 and select option 2.*

**STATEMENT UNDER 37 CFR 3.73(c)**

3. From: Deep River Ventures, LLC To: Cedar Point Partners, LLC

The document was recorded in the United States Patent and Trademark Office at  
Reel 033450, Frame 0773, or for which a copy thereof is attached.

4. From: Cedar Point Partners, LLC To: Sitting Man, LLC

The document was recorded in the United States Patent and Trademark Office at  
Reel 045043, Frame 0993, or for which a copy thereof is attached.

5. From: \_\_\_\_\_ To: \_\_\_\_\_

The document was recorded in the United States Patent and Trademark Office at  
Reel \_\_\_\_\_, Frame \_\_\_\_\_, or for which a copy thereof is attached.

6. From: \_\_\_\_\_ To: \_\_\_\_\_

The document was recorded in the United States Patent and Trademark Office at  
Reel \_\_\_\_\_, Frame \_\_\_\_\_, or for which a copy thereof is attached.

☐ Additional documents in the chain of title are listed on a supplemental sheet(s).

☒ As required by 37 CFR 3.73(c)(1)(i), the documentary evidence of the chain of title from the original owner to the assignee was, or concurrently is being, submitted for recordation pursuant to 37 CFR 3.11.

[NOTE: A separate copy (i.e., a true copy of the original assignment document(s)) must be submitted to Assignment Division in accordance with 37 CFR Part 3, to record the assignment in the records of the USPTO. See MPEP 302.08]

The undersigned (whose title is supplied below) is authorized to act on behalf of the assignee.

/Patrick E. Caldwell/

05/20/2018

Signature

Date

Patrick E. Caldwell

44,580

Printed or Typed Name

Title or Registration Number

[Page 2 of 2]

## Privacy Act Statement

The **Privacy Act of 1974 (P.L. 93-579)** requires that you be given certain information in connection with your submission of the attached form related to a patent application or patent. Accordingly, pursuant to the requirements of the Act, please be advised that: (1) the general authority for the collection of this information is 35 U.S.C. 2(b)(2); (2) furnishing of the information solicited is voluntary; and (3) the principal purpose for which the information is used by the U.S. Patent and Trademark Office is to process and/or examine your submission related to a patent application or patent. If you do not furnish the requested information, the U.S. Patent and Trademark Office may not be able to process and/or examine your submission, which may result in termination of proceedings or abandonment of the application or expiration of the patent.

The information provided by you in this form will be subject to the following routine uses:

1. The information on this form will be treated confidentially to the extent allowed under the Freedom of Information Act (5 U.S.C. 552) and the Privacy Act (5 U.S.C. 552a). Records from this system of records may be disclosed to the Department of Justice to determine whether disclosure of these records is required by the Freedom of Information Act.
2. A record from this system of records may be disclosed, as a routine use, in the course of presenting evidence to a court, magistrate, or administrative tribunal, including disclosures to opposing counsel in the course of settlement negotiations.
3. A record in this system of records may be disclosed, as a routine use, to a Member of Congress submitting a request involving an individual, to whom the record pertains, when the individual has requested assistance from the Member with respect to the subject matter of the record.
4. A record in this system of records may be disclosed, as a routine use, to a contractor of the Agency having need for the information in order to perform a contract. Recipients of information shall be required to comply with the requirements of the Privacy Act of 1974, as amended, pursuant to 5 U.S.C. 552a(m).
5. A record related to an International Application filed under the Patent Cooperation Treaty in this system of records may be disclosed, as a routine use, to the International Bureau of the World Intellectual Property Organization, pursuant to the Patent Cooperation Treaty.
6. A record in this system of records may be disclosed, as a routine use, to another federal agency for purposes of National Security review (35 U.S.C. 181) and for review pursuant to the Atomic Energy Act (42 U.S.C. 218(c)).
7. A record from this system of records may be disclosed, as a routine use, to the Administrator, General Services, or his/her designee, during an inspection of records conducted by GSA as part of that agency's responsibility to recommend improvements in records management practices and programs, under authority of 44 U.S.C. 2904 and 2906. Such disclosure shall be made in accordance with the GSA regulations governing inspection of records for this purpose, and any other relevant (*i.e.*, GSA or Commerce) directive. Such disclosure shall not be used to make determinations about individuals.
8. A record from this system of records may be disclosed, as a routine use, to the public after either publication of the application pursuant to 35 U.S.C. 122(b) or issuance of a patent pursuant to 35 U.S.C. 151. Further, a record may be disclosed, subject to the limitations of 37 CFR 1.14, as a routine use, to the public if the record was filed in an application which became abandoned or in which the proceedings were terminated and which application is referenced by either a published application, an application open to public inspection or an issued patent.
9. A record from this system of records may be disclosed, as a routine use, to a Federal, State, or local law enforcement agency, if the USPTO becomes aware of a violation or potential violation of law or regulation.





UNITED STATES PATENT AND TRADEMARK OFFICE

UNITED STATES DEPARTMENT OF COMMERCE  
United States Patent and Trademark Office  
Address: COMMISSIONER FOR PATENTS  
P.O. Box 1450  
Alexandria, Virginia 22313-1450  
www.uspto.gov

APPLICATION NUMBER	FILING OR 371(C) DATE	FIRST NAMED APPLICANT	ATTY. DOCKET NO./TITLE
15/724,235	10/03/2017	Robert Paul Morris	DR0264A-CIP

**CONFIRMATION NO. 3791**

**POA ACCEPTANCE LETTER**



92045  
The Caldwell Firm, LLC  
PO Box 59655  
Dept. SVIPGP  
Dallas, TX 75229

Date Mailed: 05/23/2018

**NOTICE OF ACCEPTANCE OF POWER OF ATTORNEY**

This is in response to the Power of Attorney filed 05/20/2018.

The Power of Attorney in this application is accepted. Correspondence in this application will be mailed to the above address as provided by 37 CFR 1.33.

Questions about the contents of this notice and the requirements it sets forth should be directed to the Office of Data Management, Application Assistance Unit, at (571) 272-4000 or (571) 272-4200 or 1-888-786-0101.

/sleutchit/



UNITED STATES PATENT AND TRADEMARK OFFICE

UNITED STATES DEPARTMENT OF COMMERCE  
United States Patent and Trademark Office  
Address: COMMISSIONER FOR PATENTS  
P.O. Box 1450  
Alexandria, Virginia 22313-1450  
www.uspto.gov

APPLICATION NUMBER	FILING or 371(c) DATE	GRP ART UNIT	FIL FEE REC'D	ATTY. DOCKET NO.	TOT CLAIMS	IND CLAIMS
15/724,235	10/03/2017	2457	1340	DR0264A-CIP	30	4

**CONFIRMATION NO. 3791**  
**CORRECTED FILING RECEIPT**



92045  
The Caldwell Firm, LLC  
PO Box 59655  
Dept. SVIPGP  
Dallas, TX 75229

Date Mailed: 05/23/2018

Receipt is acknowledged of this non-provisional patent application. The application will be taken up for examination in due course. Applicant will be notified as to the results of the examination. Any correspondence concerning the application must include the following identification information: the U.S. APPLICATION NUMBER, FILING DATE, NAME OF APPLICANT, and TITLE OF INVENTION. Fees transmitted by check or draft are subject to collection. Please verify the accuracy of the data presented on this receipt. **If an error is noted on this Filing Receipt, please submit a written request for a Filing Receipt Correction. Please provide a copy of this Filing Receipt with the changes noted thereon. If you received a "Notice to File Missing Parts" for this application, please submit any corrections to this Filing Receipt with your reply to the Notice. When the USPTO processes the reply to the Notice, the USPTO will generate another Filing Receipt incorporating the requested corrections**

**Inventor(s)**

Robert Paul Morris, Raleigh, NC;

**Applicant(s)**

Sitting Man, LLC, Raleigh, NC;

**Power of Attorney:** The patent practitioners associated with Customer Number 92045

**Domestic Priority data as claimed by applicant**

This application is a CIP of 14/274,623 05/09/2014 ABN  
which is a CIP of 13/626,635 09/25/2012 ABN  
and is a CIP of 13/624,906 09/22/2012 ABN

**Foreign Applications** for which priority is claimed (You may be eligible to benefit from the **Patent Prosecution Highway** program at the USPTO. Please see <http://www.uspto.gov> for more information.) - None.

*Foreign application information must be provided in an Application Data Sheet in order to constitute a claim to foreign priority. See 37 CFR 1.55 and 1.76.*

**Permission to Access Application via Priority Document Exchange:** No

**Permission to Access Search Results:** Yes

Applicant may provide or rescind an authorization for access using Form PTO/SB/39 or Form PTO/SB/69 as appropriate.

**If Required, Foreign Filing License Granted:** 10/18/2017

The country code and number of your priority application, to be used for filing abroad under the Paris Convention, is **US 15/724,235**

**Projected Publication Date:** Request for Non-Publication Acknowledged

**Non-Publication Request:** Yes

**Early Publication Request:** No

**\*\* SMALL ENTITY \*\***

**Title**

METHODS, SYSTEMS, AND COMPUTER PROGRAM PRODUCTS FOR SHARING A DATA  
OBJECT IN A DATA STORE VIA A COMMUNICATION

**Preliminary Class**

709

**Statement under 37 CFR 1.55 or 1.78 for AIA (First Inventor to File) Transition Applications:** No

## **PROTECTING YOUR INVENTION OUTSIDE THE UNITED STATES**

Since the rights granted by a U.S. patent extend only throughout the territory of the United States and have no effect in a foreign country, an inventor who wishes patent protection in another country must apply for a patent in a specific country or in regional patent offices. Applicants may wish to consider the filing of an international application under the Patent Cooperation Treaty (PCT). An international (PCT) application generally has the same effect as a regular national patent application in each PCT-member country. The PCT process **simplifies** the filing of patent applications on the same invention in member countries, but **does not result** in a grant of "an international patent" and does not eliminate the need of applicants to file additional documents and fees in countries where patent protection is desired.

Almost every country has its own patent law, and a person desiring a patent in a particular country must make an application for patent in that country in accordance with its particular laws. Since the laws of many countries differ in various respects from the patent law of the United States, applicants are advised to seek guidance from specific foreign countries to ensure that patent rights are not lost prematurely.

Applicants also are advised that in the case of inventions made in the United States, the Director of the USPTO must issue a license before applicants can apply for a patent in a foreign country. The filing of a U.S. patent application serves as a request for a foreign filing license. The application's filing receipt contains further information and guidance as to the status of applicant's license for foreign filing.

Applicants may wish to consult the USPTO booklet, "General Information Concerning Patents" (specifically, the section entitled "Treaties and Foreign Patents") for more information on timeframes and deadlines for filing foreign patent applications. The guide is available either by contacting the USPTO Contact Center at 800-786-9199, or it can be viewed on the USPTO website at <http://www.uspto.gov/web/offices/pac/doc/general/index.html>.

For information on preventing theft of your intellectual property (patents, trademarks and copyrights), you may wish to consult the U.S. Government website, <http://www.stopfakes.gov>. Part of a Department of Commerce initiative, this website includes self-help "toolkits" giving innovators guidance on how to protect intellectual property in specific countries such as China, Korea and Mexico. For questions regarding patent enforcement issues, applicants may call the U.S. Government hotline at 1-866-999-HALT (1-866-999-4258).

**LICENSE FOR FOREIGN FILING UNDER**  
**Title 35, United States Code, Section 184**  
**Title 37, Code of Federal Regulations, 5.11 & 5.15**

**GRANTED**

The applicant has been granted a license under 35 U.S.C. 184, if the phrase "IF REQUIRED, FOREIGN FILING LICENSE GRANTED" followed by a date appears on this form. Such licenses are issued in all applications where the conditions for issuance of a license have been met, regardless of whether or not a license may be required as set forth in 37 CFR 5.15. The scope and limitations of this license are set forth in 37 CFR 5.15(a) unless an earlier license has been issued under 37 CFR 5.15(b). The license is subject to revocation upon written notification. The date indicated is the effective date of the license, unless an earlier license of similar scope has been granted under 37 CFR 5.13 or 5.14.

This license is to be retained by the licensee and may be used at any time on or after the effective date thereof unless it is revoked. This license is automatically transferred to any related applications(s) filed under 37 CFR 1.53(d). This license is not retroactive.

The grant of a license does not in any way lessen the responsibility of a licensee for the security of the subject matter as imposed by any Government contract or the provisions of existing laws relating to espionage and the national security or the export of technical data. Licensees should apprise themselves of current regulations especially with respect to certain countries, of other agencies, particularly the Office of Defense Trade Controls, Department of State (with respect to Arms, Munitions and Implements of War (22 CFR 121-128)); the Bureau of Industry and Security, Department of Commerce (15 CFR parts 730-774); the Office of Foreign Assets Control, Department of Treasury (31 CFR Parts 500+) and the Department of Energy.

**NOT GRANTED**

No license under 35 U.S.C. 184 has been granted at this time, if the phrase "IF REQUIRED, FOREIGN FILING LICENSE GRANTED" DOES NOT appear on this form. Applicant may still petition for a license under 37 CFR 5.12, if a license is desired before the expiration of 6 months from the filing date of the application. If 6 months has lapsed from the filing date of this application and the licensee has not received any indication of a secrecy order under 35 U.S.C. 181, the licensee may foreign file the application pursuant to 37 CFR 5.15(b).

---

***SelectUSA***

The United States represents the largest, most dynamic marketplace in the world and is an unparalleled location for business investment, innovation, and commercialization of new technologies. The U.S. offers tremendous resources and advantages for those who invest and manufacture goods here. Through SelectUSA, our nation works to promote and facilitate business investment. SelectUSA provides information assistance to the international investor community; serves as an ombudsman for existing and potential investors; advocates on behalf of U.S. cities, states, and regions competing for global investment; and counsels U.S. economic development organizations on investment attraction best practices. To learn more about why the United States is the best country in the world to develop technology, manufacture products, deliver services, and grow your business, visit <http://www.SelectUSA.gov> or call +1-202-482-6800.

**PATENT**

**IN THE UNITED STATES PATENT AND TRADEMARK OFFICE**

In re application of:

Robert Paul Morris

Application No.: 15/724,235

Filed: 10-03-2017

For: METHODS, SYSTEMS, AND COMPUTER  
PROGRAM PRODUCTS FOR SHARING A DATA  
OBJECT IN A DATA STORE VIA A  
COMMUNICATION

Confirmation No.: 3791

Examiner: SALL, EL HADJI  
MALICK

Art Unit: 2457

Atty. Docket No.:  
DR0264A-CIP

Date: 5/31/2018

**COMMENTS ON STATEMENT OF REASONS FOR  
ALLOWANCE UNDER 37 C.F.R. § 1.104(e)**

Commissioner for Patents  
P.O. Box 1450  
Alexandria, VA 22313-1450

Sir:

In response to the Notice of Allowance dated 3/26/2018 and with the payment of the  
issue fee, please enter the following.

REMARKS

The Examiner stated the following in the Examiner's Statement of Reasons for Allowance:

The following is an Examiner's statement of reasons for allowance:

The prior arts in record fail to teach or suggest all the limitations recited in the claims such as "a system, an apparatus and a computer implemented method comprising a first node including at least one non-transitory memory in communication with at least one processor, the first node configured to display, at the first node, a first user interface element, a second user interface element, and a third user interface element; receive, at the first node, information associated with at least one folder via the first user interface element, send, from the first node via at least one network, the information associated with the at least one folder, receive, at the first node, an object associated with at least one email address via the second user interface element, send, from the first node via the at least one network, the object associated with the at least one email address, receive, at the first node, an indication of a selection of the third user interface element; and send, from the first node via the at least one network, the indication of the selection of the third user interface element, said first node further configured to communicate with a second node that is configured to: after the information associated with the at least one folder, the object associated with the at least one email address, and the indication of the selection of the third user interface element is sent via the at least one network, receive, at the second node via the at least

one network, at least one email message identifying the at least one folder and including a reference to the at least one folder, without including a file attachment with the at least one email message, after the information associated with the at least one folder, the object associated with the at least one email address, and the indication of the selection of the third user interface element is sent via the at least one network; create, utilizing code configured to be stored on a storage at the second node and further configured to cooperate with a file explorer interface, a representation of the at least one folder in a location among one or more folders on the file explorer interface, where the storage of the second node does not store any file in the at least one folder when the representation of the at least one folder is created; and display, at the second node, the representation of the at least one folder in the location among the one or more folders on the file explorer interface,” as recited in independent claims 1, 3, 17 and 19.

In response, applicant respectfully points out that features of at least some of the independent claims (e.g. 1, 3, 17, and/or 19) are not necessarily the same as those the Examiner has highlighted above. For example, Claim 19 is directed to a technique “displaying, at the first node, at least one second interface with a second user interface element, utilizing second hypertext markup language-equipped code that is received via the at least one network,” in the context claimed.

As additional, non-exhaustive examples, Claims 1, 3, 17, and/or 19 recite the following, respectively:

- “1. A system, comprising:  
a first node including at least one non-transitory memory in communication with at least one processor, the first node configured to:  
display, at the first node, a first user interface element, a second user interface element, and a third user interface element;

receive, at the first node, information associated with at least one folder via the first user interface element;

send, from the first node via at least one network, the information associated with the at least one folder;

receive, at the first node, an object associated with at least one email address via the second user interface element;

send, from the first node via the at least one network, the object associated with the at least one email address;

receive, at the first node, an indication of a selection of the third user interface element; and

send, from the first node via the at least one network, the indication of the selection of the third user interface element;

said first node further configured to communicate with a second node that is configured to:

after the information associated with the at least one folder, the object associated with the at least one email address, and the indication of the selection of the third user interface element is sent via the at least one network; receive, at the second node via the at least one network, at least one email message identifying the at least one folder and including a reference to the at least one folder, without including a file attachment with the at least one email message;

after the information associated with the at least one folder, the object associated with the at least one email address, and the indication of the selection of the third user interface element is sent via the at least one network; create, utilizing code configured to be stored on a storage at the second node and further configured to cooperate with a file explorer interface, a representation of the at least one folder in a location among one or more folders on the file explorer interface, where the storage of the second node does not store any file in the at least one folder when the representation of the at least one folder is created; and

display, at the second node, the representation of the at least one folder in the location among the one or more folders on the file explorer interface.”



- “3. An apparatus, comprising:
- at least one non-transitory memory storing instructions; and
  - one or more processors in communication with the at least one non-transitory memory, wherein the one or more processors execute the instructions to:
    - cause, at a first node, display of at least one first interface with a first user interface element, utilizing first hypertext markup language-equipped code that is sent via at least one network;
    - receive, from the first node via the at least one network, an indication of at least one folder via the first user interface element, utilizing the at least one first interface;
    - cause, at the first node, display of at least one second interface with a second user interface element, utilizing second hypertext markup language-equipped code that is sent via the at least one network;
    - receive, from the first node via the at least one network, indicia associated with at least one email address via the second user interface element, utilizing the at least one second interface;
    - receive, from the first node via the at least one network, an indication to share the at least one folder;
    - based on the receipt of the indication of the at least one folder, the indicia associated with the at least one email address, and the indication to share the at least one folder via the at least one network; generate at least one email message identifying the at least one folder and including a reference to the at least one folder, without including at least one file in the at least one folder as an attachment of the at least one email message;
    - send, to a second node via the at least one network, the at least one email message, without including the at least one file in the at least one folder as an attachment of the at least one email message;
    - based on the receipt of the indication of the at least one folder, the indicia associated with the at least one email address, and the indication to share the at least one folder via the at least one network; cause, utilizing particular code configured to be stored on a storage at the second node and further configured to

cooperate with a file explorer interface, creation of a representation of the at least one folder in a location among one or more folders on the file explorer interface, where the storage at the second node does not store the at least one file when the creation of the representation of the at least one folder is caused;

cause, at the second node, display of the representation of the at least one folder in the location among the one or more folders on the file explorer interface;

detect, at the second node, an indication to open the at least one file in the at least one folder; and

in response to detection of the indication to open the at least one file in the at least one folder, cause retrieval of the at least one file via the at least one network for permitting display of the at least one file at the second node.”

“17. A system, comprising:

at least one non-transitory memory storing instructions; and

one or more processors in communication with the at least one non-transitory memory, wherein the one or more processors execute the instructions to:

send a first communication over at least one network that results in display, at a first node, a first user interface element, a second user interface element, and a third user interface element;

receive, from the first node via the at least one network, information associated with at least one data object via the first user interface element;

receive, from the first node via the at least one network, at least one object associated with at least one email address via the second user interface element;

receive, from the first node via the at least one network, a message associated with a selection of the third user interface element;

based on the receipt of the information associated with the at least one data object, the at least one object associated with the at least one email address, and the message associated with the selection of the third user interface element via the at least one network; send, to a second node via the at least one network, at least one email message identifying the at least one data object and including a

reference to the at least one data object, without including a file attachment with the at least one email message;

based on the receipt of the information associated with the at least one data object, the at least one object associated with the at least one email address, and the message associated with the selection of the third user interface element via the at least one network; cause, utilizing code configured to be stored on a storage at the second node and further configured to cooperate with a file explorer interface of a client-based file explorer application, creation of a representation of the at least one data object in a location among one or more folders on the file explorer interface, where the storage at the second node does not store any file in the at least one data object when the creation of the representation of the at least one data object is caused; and

cause, at the second node, display of the representation of the at least one data object in the location among the one or more folders on the file explorer interface.”

“19. A computer-implemented method, comprising:

displaying, at a first node, at least one first interface with a first user interface element, utilizing first hypertext markup language-equipped code that is received via at least one network, the first node including at least one non-transitory memory in communication with at least one processor;

receiving, utilizing the at least one first interface at the first node, an indication of at least one folder via the first user interface element;

sending, from the first node via the at least one network, the indication of the at least one folder;

displaying, at the first node, at least one second interface with a second user interface element, utilizing second hypertext markup language-equipped code that is received via the at least one network;

receiving, utilizing the at least one second interface at the first node, indicia associated with at least one email address via the second user interface element;

sending, from the first node via the at least one network, the indicia associated with the at least one email address;

receiving, at the first node, an indication to share the at least one folder;

sending, from the first node via the at least one network, the indication to share the at least one folder;

after the indication of the at least one folder, the indicia associated with the at least one email address, and the indication to share the at least one folder are sent from the first node via the at least one network; receiving, at a second node via the at least one network, at least one email message identifying the at least one folder and including a reference to the at least one folder, without including at least one file in the at least one folder as an attachment of the at least one email message;

after the indication of the at least one folder, the indicia associated with the at least one email address, and the indication to share the at least one folder are sent from the first node via the at least one network; creating, utilizing code configured to be stored on a storage at the second node and further configured to cooperate with a file explorer interface, a representation of the at least one folder in a location among one or more folders on the file explorer interface, where the storage of the second node does not store the at least one file when the representation of the at least one folder is created;

displaying, at the second node, the representation of the at least one folder in the location among the one or more folders on the file explorer interface;

receiving, at the second node, an indication to open the at least one file in the at least one folder;

in response to the receipt of the indication to open the at least one file in the at least one folder, retrieving the at least one file via the at least one network; and

in response to the retrieval of the at least one file via the at least one network, displaying the at least one file at the second node.”

Clearly, at least some of the independent claims are not necessarily limited to the features that the Examiner has noted in the Examiner’s Statement of Reasons for Allowance, as noted above (by way of example only). Instead, each of the claims should only be limited by the language existing therein.

Further, although Applicant agrees with the Examiner's conclusion that these claims are allowable, Applicant notes that the claims may be allowable for reasons other than those identified by the Examiner and does not concede that the Examiner's characterizations of the terms of the claims and the prior art are correct. Each of the claims stands on its own merits and is patentable because of the combination it recites and not because of the presence or absence of any one particular element.

The Examiner's Statement was not prepared by Applicant and only contains the Examiner's possible positions in one or more reasons for allowability. Thus, any interpretation with respect to the Examiner's Statement of Reasons for Allowance should not be imputed to the Applicant.

Respectfully submitted,



Dated: 31 May 2018  
The Caldwell Firm, LLC  
PO Box 59655  
Dallas, Texas 75229-0655  
Telephone: (214) 734-2313  
[pcaldwell@thecaldwellfirm.com](mailto:pcaldwell@thecaldwellfirm.com)

---

Patrick E. Caldwell, Esq.  
Reg. No. 44,580

# **PART B - FEE(S) TRANSMITTAL**

Complete and send this form, together with applicable fee(s), to: **Mail Stop ISSUE FEE**  
**Commissioner for Patents**  
**P.O. Box 1450**  
**Alexandria, Virginia 22313-1450**  
**or Fax (571)-273-2885**

**INSTRUCTIONS:** This form should be used for transmitting the ISSUE FEE and PUBLICATION FEE (if required). Blocks 1 through 5 should be completed where appropriate. All further correspondence including the Patent, advance orders and notification of maintenance fees will be mailed to the current correspondence address as indicated unless corrected below or directed otherwise in Block 1, by (a) specifying a new correspondence address; and/or (b) indicating a separate "FEE ADDRESS" for maintenance fee notifications.

CURRENT CORRESPONDENCE ADDRESS (Note: Use Block 1 for any change of address)

92045 7590 03/26/2018  
**The Caldwell Firm, LLC**  
**PO Box 59655**  
**Dept. SVIPGP**  
**Dallas, TX 75229**

Note: A certificate of mailing can only be used for domestic mailings of the Fee(s) Transmittal. This certificate cannot be used for any other accompanying papers. Each additional paper, such as an assignment or formal drawing, must have its own certificate of mailing or transmission.

## **Certificate of Mailing or Transmission**

I hereby certify that this Fee(s) Transmittal is being deposited with the United States Postal Service with sufficient postage for first class mail in an envelope addressed to the Mail Stop ISSUE FEE address above, or being facsimile transmitted to the USPTO (571) 273-2885, on the date indicated below.

(Depositor's name)
(Signature)
(Date)

APPLICATION NO.	FILING DATE	FIRST NAMED INVENTOR	ATTORNEY DOCKET NO.	CONFIRMATION NO.
15/724,235	10/03/2017	Robert Paul Morris	DR0264A-CIP	3791

**TITLE OF INVENTION: METHODS, SYSTEMS, AND COMPUTER PROGRAM PRODUCTS FOR SHARING A DATA OBJECT IN A DATA STORE VIA A COMMUNICATION**

APPLN. TYPE	ENTITY STATUS	ISSUE FEE DUE	PUBLICATION FEE DUE	PREV. PAID ISSUE FEE	TOTAL FEE(S) DUE	DATE DUE
nonprovisional	SMALL	\$500	\$0	\$0	\$500	06/26/2018

EXAMINER	ART UNIT	CLASS-SUBCLASS
SALL, EL HADJI MALICK	2457	709-206000

1. Change of correspondence address or indication of "Fee Address" (37 CFR 1.363).

- ☐ Change of correspondence address (or Change of Correspondence Address form PTO/SB/122) attached.
- ☐ "Fee Address" indication (or "Fee Address" Indication form PTO/SB/47; Rev 03-02 or more recent) attached. **Use of a Customer Number is required.**

2. For printing on the patent front page, list

- (1) The names of up to 3 registered patent attorneys or agents OR, alternatively,
- (2) The name of a single firm (having as a member a registered attorney or agent) and the names of up to 2 registered patent attorneys or agents. If no name is listed, no name will be printed.

- 1 Patrick E. Caldwell, Esq.
- 2 The Caldwell Firm, LLC
- 3 \_\_\_\_\_

3. ASSIGNEE NAME AND RESIDENCE DATA TO BE PRINTED ON THE PATENT (print or type)

PLEASE NOTE: Unless an assignee is identified below, no assignee data will appear on the patent. If an assignee is identified below, the document has been filed for recordation as set forth in 37 CFR 3.11. Completion of this form is NOT a substitute for filing an assignment.

(A) NAME OF ASSIGNEE

(B) RESIDENCE: (CITY and STATE OR COUNTRY)

Sitting Man, LLC

Raleigh, NC

Please check the appropriate assignee category or categories (will not be printed on the patent): ☐ Individual ☒ Corporation or other private group entity ☐ Government

4a. The following fee(s) are submitted:

- ☒ Issue Fee
- ☒ Publication Fee (No small entity discount permitted)
- ☐ Advance Order - # of Copies \_\_\_\_\_

4b. Payment of Fee(s): (Please first reapply any previously paid issue fee shown above)

- ☐ A check is enclosed.
- ☒ Payment by credit card. Form PTO-2038 is attached.
- ☐ The director is hereby authorized to charge the required fee(s), any deficiency, or credits any overpayment, to Deposit Account Number \_\_\_\_\_ (enclose an extra copy of this form).

5. Change in Entity Status (from status indicated above)

- ☐ Applicant certifying micro entity status. See 37 CFR 1.29
- ☐ Applicant asserting small entity status. See 37 CFR 1.27
- ☐ Applicant changing to regular undiscounted fee status.

**NOTE:** Absent a valid certification of Micro Entity Status (see forms PTO/SB/15A and 15B), issue fee payment in the micro entity amount will not be accepted at the risk of application abandonment.

**NOTE:** If the application was previously under micro entity status, checking this box will be taken to be a notification of loss of entitlement to micro entity status.

**NOTE:** Checking this box will be taken to be a notification of loss of entitlement to small or micro entity status, as applicable.

NOTE: This form must be signed in accordance with 37 CFR 1.31 and 1.33. See 37 CFR 1.4 for signature requirements and certifications.

Authorized Signature /Patrick Caldwell/

Date 31 May 2018

Typed or printed name Patrick Caldwell

Registration No. 44,580

Electronic Patent Application Fee Transmittal				
<b>Application Number:</b>		15724235		
<b>Filing Date:</b>		03-Oct-2017		
<b>Title of Invention:</b>		METHODS, SYSTEMS, AND COMPUTER PROGRAM PRODUCTS FOR SHARING A DATA OBJECT IN A DATA STORE VIA A COMMUNICATION		
<b>First Named Inventor/Applicant Name:</b>		Robert Paul Morris		
<b>Filer:</b>		Patrick Edgar Caldwell		
<b>Attorney Docket Number:</b>		DR0264A-CIP		
Filed as Small Entity				
<b>Filing Fees for Utility under 35 USC 111(a)</b>				
<b>Description</b>	<b>Fee Code</b>	<b>Quantity</b>	<b>Amount</b>	<b>Sub-Total in USD(\$)</b>
<b>Basic Filing:</b>				
<b>Pages:</b>				
<b>Claims:</b>				
<b>Miscellaneous-Filing:</b>				
PUBL. FEE- EARLY, VOLUNTARY, OR NORMAL	1504	1	0	0
<b>Petition:</b>				
<b>Patent-Appeals-and-Interference:</b>				
<b>Post-Allowance-and-Post-Issuance:</b>				

Description	Fee Code	Quantity	Amount	Sub-Total in USD(\$)
UTILITY APPL ISSUE FEE	2501	1	500	500
<b>Extension-of-Time:</b>				
<b>Miscellaneous:</b>				
<b>Total in USD (\$)</b>				<b>500</b>



Electronic Acknowledgement Receipt	
<b>EFS ID:</b>	32776504
<b>Application Number:</b>	15724235
<b>International Application Number:</b>	
<b>Confirmation Number:</b>	3791
<b>Title of Invention:</b>	METHODS, SYSTEMS, AND COMPUTER PROGRAM PRODUCTS FOR SHARING A DATA OBJECT IN A DATA STORE VIA A COMMUNICATION
<b>First Named Inventor/Applicant Name:</b>	Robert Paul Morris
<b>Customer Number:</b>	92045
<b>Filer:</b>	Patrick Edgar Caldwell
<b>Filer Authorized By:</b>	
<b>Attorney Docket Number:</b>	DR0264A-CIP
<b>Receipt Date:</b>	31-MAY-2018
<b>Filing Date:</b>	03-OCT-2017
<b>Time Stamp:</b>	23:26:30
<b>Application Type:</b>	Utility under 35 USC 111(a)

### Payment information:

Submitted with Payment	yes
Payment Type	CARD
Payment was successfully received in RAM	\$ 500
RAM confirmation Number	060118INTEFSW23270500
Deposit Account	
Authorized User	
The Director of the USPTO is hereby authorized to charge indicated fees and credit any overpayment as follows:	

<b>File Listing:</b>					
Document Number	Document Description	File Name	File Size(Bytes)/ Message Digest	Multi Part /.zip	Pages (if appl.)
1	Miscellaneous Incoming Letter	DR0264ACIP_Comments_after _NOA_vF_31-May-2018.pdf	134070	no	9
			aadf8bd7c8c6755fd580ec42933161f2f0cd d03f		
<b>Warnings:</b>					
<b>Information:</b>					
2	Issue Fee Payment (PTO-85B)	DR0264ACIP_IssueFee_vF_31- May-2018.pdf	216257	no	1
			fd4ec971f192c4aa997402dd8ed80d58ab5 77949		
<b>Warnings:</b>					
<b>Information:</b>					
3	Fee Worksheet (SB06)	fee-info.pdf	32197	no	2
			df1c9b5b939b42c346041c7c5fd82bb7ad3 ba55c		
<b>Warnings:</b>					
<b>Information:</b>					
<b>Total Files Size (in bytes):</b>			382524		
<p><b>This Acknowledgement Receipt evidences receipt on the noted date by the USPTO of the indicated documents, characterized by the applicant, and including page counts, where applicable. It serves as evidence of receipt similar to a Post Card, as described in MPEP 503.</b></p> <p><b><u>New Applications Under 35 U.S.C. 111</u></b>  If a new application is being filed and the application includes the necessary components for a filing date (see 37 CFR 1.53(b)-(d) and MPEP 506), a Filing Receipt (37 CFR 1.54) will be issued in due course and the date shown on this Acknowledgement Receipt will establish the filing date of the application.</p> <p><b><u>National Stage of an International Application under 35 U.S.C. 371</u></b>  If a timely submission to enter the national stage of an international application is compliant with the conditions of 35 U.S.C. 371 and other applicable requirements a Form PCT/DO/EO/903 indicating acceptance of the application as a national stage submission under 35 U.S.C. 371 will be issued in addition to the Filing Receipt, in due course.</p> <p><b><u>New International Application Filed with the USPTO as a Receiving Office</u></b>  If a new international application is being filed and the international application includes the necessary components for an international filing date (see PCT Article 11 and MPEP 1810), a Notification of the International Application Number and of the International Filing Date (Form PCT/RO/105) will be issued in due course, subject to prescriptions concerning national security, and the date shown on this Acknowledgement Receipt will establish the international filing date of the application.</p>					

<b>INFORMATION DISCLOSURE STATEMENT BY APPLICANT</b> ( Not for submission under 37 CFR 1.99)	Application Number		15724235	
	Filing Date		2017-10-03	
	First Named Inventor	Robert Paul Morris		
	Art Unit	2447		
	Examiner Name	HWANG, JOON H		
	Attorney Docket Number	DR0264A-CIP		

/E.M.S/	26	20060224938	A1	2006-10-05	Fikes et al.	
	27	20060256934	A1	2006-11-16	Mazor	
	28	20070067726	A1	2007-03-22	Flynt et al.	
	29	20070078902	A1	2007-04-05	Buschi et al.	
	30	20070100713	A1	2007-05-03	Favero et al.	
	31	20070180150	A1	2007-08-02	Eisner et al.	
	32	20080005103	A1	2008-01-03	Ratcliffe et al.	
	33	20080016160	A1	2008-01-17	Walter et al.	
	34	20080059500	A1	2008-03-06	Symens	
	35	20080098075	A1	2008-04-24	O+3 Bryan <del>O&amp;#39; Bryan et al.</del>	
	36	20080155110	A1	2008-06-26	Morris	

Change(s) applied  
to document,  
/CS/  
4/5/2018



## UNITED STATES PATENT AND TRADEMARK OFFICE

UNITED STATES DEPARTMENT OF COMMERCE  
United States Patent and Trademark Office  
Address: COMMISSIONER FOR PATENTS  
P.O. Box 1450  
Alexandria, Virginia 22313-1450  
[www.uspto.gov](http://www.uspto.gov)

APPLICATION NO.	ISSUE DATE	PATENT NO.	ATTORNEY DOCKET NO.	CONFIRMATION NO.
15/724,235	07/03/2018	10013158	DR0264A-CIP	3791

92045 7590 06/13/2018  
The Caldwell Firm, LLC  
PO Box 59655  
Dept. SVIPGP  
Dallas, TX 75229

### ISSUE NOTIFICATION

The projected patent number and issue date are specified above.

#### **Determination of Patent Term Adjustment under 35 U.S.C. 154 (b)** (application filed on or after May 29, 2000)

The Patent Term Adjustment is 0 day(s). Any patent to issue from the above-identified application will include an indication of the adjustment on the front page.

If a Continued Prosecution Application (CPA) was filed in the above-identified application, the filing date that determines Patent Term Adjustment is the filing date of the most recent CPA.

Applicant will be able to obtain more detailed information by accessing the Patent Application Information Retrieval (PAIR) WEB site (<http://pair.uspto.gov>).

Any questions regarding the Patent Term Extension or Adjustment determination should be directed to the Office of Patent Legal Administration at (571)-272-7702. Questions relating to issue and publication fee payments should be directed to the Application Assistance Unit (AAU) of the Office of Data Management (ODM) at (571)-272-4200.

APPLICANT(s) (Please see PAIR WEB site <http://pair.uspto.gov> for additional applicants):

Robert Paul Morris, Raleigh, NC;  
Sitting Man, LLC, Raleigh, NC;

The United States represents the largest, most dynamic marketplace in the world and is an unparalleled location for business investment, innovation, and commercialization of new technologies. The USA offers tremendous resources and advantages for those who invest and manufacture goods here. Through SelectUSA, our nation works to encourage and facilitate business investment. To learn more about why the USA is the best country in the world to develop technology, manufacture products, and grow your business, visit [SelectUSA.gov](http://SelectUSA.gov).

## POWER OF ATTORNEY BY APPLICANT

I hereby revoke all previous powers of attorney given in the application identified in either the attached transmittal letter or the boxes below.

Application Number	Filing Date

(Note: The boxes above may be left blank if information is provided on form PTO/AIA/82A.)

☒ I hereby appoint the Patent Practitioner(s) associated with the following Customer Number as my/our attorney(s) or agent(s), and to transact all business in the United States Patent and Trademark Office connected therewith for the application referenced in the attached transmittal letter (form PTO/AIA/82A) or identified above:

92045

OR

☐ I hereby appoint Practitioner(s) named in the attached list (form PTO/AIA/82C) as my/our attorney(s) or agent(s), and to transact all business in the United States Patent and Trademark Office connected therewith for the patent application referenced in the attached transmittal letter (form PTO/AIA/82A) or identified above. (Note: Complete form PTO/AIA/82C.)

**Please recognize or change the correspondence address for the application identified in the attached transmittal letter or the boxes above to:**

☒ The address associated with the above-mentioned Customer Number

OR

☐ The address associated with Customer Number:

OR

Firm or Individual Name					
Address					
City		State		Zip	
Country					
Telephone		Email			

I am the Applicant (if the Applicant is a juristic entity, list the Applicant name in the box):

Motion Offense, LLC

- ☐ Inventor or Joint Inventor (title not required below)
- ☐ Legal Representative of a Deceased or Legally Incapacitated Inventor (title not required below)
- ☒ Assignee or Person to Whom the Inventor is Under an Obligation to Assign (provide signer's title if applicant is a juristic entity)
- ☐ Person Who Otherwise Shows Sufficient Proprietary Interest (e.g., a petition under 37 CFR 1.46(b)(2) was granted in the application or is concurrently being filed with this document) (provide signer's title if applicant is a juristic entity)

### SIGNATURE of Applicant for Patent

The undersigned (whose title is supplied below) is authorized to act on behalf of the applicant (e.g., where the applicant is a juristic entity).

Signature	/Andrew Gordon/	Date (Optional)	
Name	Andrew Gordon		
Title	Manager, Motion Offense, LLC		

**NOTE:** Signature - This form must be signed by the applicant in accordance with 37 CFR 1.33. See 37 CFR 1.4 for signature requirements and certifications. If more than one applicant, use multiple forms.

☐ Total of \_\_\_\_\_ forms are submitted.

This collection of information is required by 37 CFR 1.131, 1.32, and 1.33. The information is required to obtain or retain a benefit by the public which is to file (and by the USPTO to process) an application. Confidentiality is governed by 35 U.S.C. 122 and 37 CFR 1.11 and 1.14. This collection is estimated to take 3 minutes to complete, including gathering, preparing, and submitting the completed application form to the USPTO. Time will vary depending upon the individual case. Any comments on the amount of time you require to complete this form and/or suggestions for reducing this burden, should be sent to the Chief Information Officer, U.S. Patent and Trademark Office, U.S. Department of Commerce, P.O. Box 1450, Alexandria, VA 22313-1450. DO NOT SEND FEES OR COMPLETED FORMS TO THIS ADDRESS. **SEND TO: Commissioner for Patents, P.O. Box 1450, Alexandria, VA 22313-1450.**

If you need assistance in completing the form, call 1-800-PTO-9199 and select option 2.

Electronic Acknowledgement Receipt	
EFS ID:	35580951
Application Number:	15724235
International Application Number:	
Confirmation Number:	3791
Title of Invention:	METHODS, SYSTEMS, AND COMPUTER PROGRAM PRODUCTS FOR SHARING A DATA OBJECT IN A DATA STORE VIA A COMMUNICATION
First Named Inventor/Applicant Name:	Robert Paul Morris
Customer Number:	92045
Filer:	Patrick Edgar Caldwell
Filer Authorized By:	
Attorney Docket Number:	DR0264A-CIP
Receipt Date:	29-MAR-2019
Filing Date:	03-OCT-2017
Time Stamp:	23:20:24
Application Type:	Utility under 35 USC 111(a)

### Payment information:

Submitted with Payment	no
------------------------	----

### File Listing:

Document Number	Document Description	File Name	File Size(Bytes)/ Message Digest	Multi Part /.zip	Pages (if appl.)
1	Assignee showing of ownership per 37 CFR 3.73	DR0264A-CIP_373_vF_29-Mar-2019.pdf	137818	no	3
			059bfc78e557e6461c67d9f4cef5ada814db69b4		

### Warnings:

<b>Information:</b>					
2	Power of Attorney	DR0264A_POA_MotionOffense_vF.pdf	163126	no	1
			68e2d3f0e8e16335799fabebb03ed1c847c8b4c4		
<b>Warnings:</b>					
<b>Information:</b>					
<b>Total Files Size (in bytes):</b>			300944		
<p><b>This Acknowledgement Receipt evidences receipt on the noted date by the USPTO of the indicated documents, characterized by the applicant, and including page counts, where applicable. It serves as evidence of receipt similar to a Post Card, as described in MPEP 503.</b></p> <p><b><u>New Applications Under 35 U.S.C. 111</u></b>  <b>If a new application is being filed and the application includes the necessary components for a filing date (see 37 CFR 1.53(b)-(d) and MPEP 506), a Filing Receipt (37 CFR 1.54) will be issued in due course and the date shown on this Acknowledgement Receipt will establish the filing date of the application.</b></p> <p><b><u>National Stage of an International Application under 35 U.S.C. 371</u></b>  <b>If a timely submission to enter the national stage of an international application is compliant with the conditions of 35 U.S.C. 371 and other applicable requirements a Form PCT/DO/EO/903 indicating acceptance of the application as a national stage submission under 35 U.S.C. 371 will be issued in addition to the Filing Receipt, in due course.</b></p> <p><b><u>New International Application Filed with the USPTO as a Receiving Office</u></b>  <b>If a new international application is being filed and the international application includes the necessary components for an international filing date (see PCT Article 11 and MPEP 1810), a Notification of the International Application Number and of the International Filing Date (Form PCT/RO/105) will be issued in due course, subject to prescriptions concerning national security, and the date shown on this Acknowledgement Receipt will establish the international filing date of the application.</b></p>					

**STATEMENT UNDER 37 CFR 3.73(c)**

Applicant/Patent Owner: Motion Offense, LLC

Application No./Patent No.: 10013158 Filed/Issue Date: 2018-07-03

Titled: METHODS, SYSTEMS, AND COMPUTER PROGRAM PRODUCTS FOR SHARING A DATA OBJECT IN A DATA STORE VIA A COMMUNICATION

Motion Offense, LLC, a Limited Liability Company

(Name of Assignee)

(Type of Assignee, e.g., corporation, partnership, university, government agency, etc.)

states that, for the patent application/patent identified above, it is (choose **one** of options 1, 2, 3 or 4 below):

1. ☒ The assignee of the entire right, title, and interest.
2. ☐ An assignee of less than the entire right, title, and interest (check applicable box):
- ☐ The extent (by percentage) of its ownership interest is \_\_\_\_%. Additional Statement(s) by the owners holding the balance of the interest must be submitted to account for 100% of the ownership interest.
- ☐ There are unspecified percentages of ownership. The other parties, including inventors, who together own the entire right, title and interest are:

Additional Statement(s) by the owner(s) holding the balance of the interest must be submitted to account for the entire right, title, and interest.

3. ☐ The assignee of an undivided interest in the entirety (a complete assignment from one of the joint inventors was made). The other parties, including inventors, who together own the entire right, title, and interest are:

Additional Statement(s) by the owner(s) holding the balance of the interest must be submitted to account for the entire right, title, and interest.

4. ☐ The recipient, via a court proceeding or the like (e.g., bankruptcy, probate), of an undivided interest in the entirety (a complete transfer of ownership interest was made). The certified document(s) showing the transfer is attached.

The interest identified in option 1, 2 or 3 above (not option 4) is evidenced by either (choose **one** of options A or B below):

- A. ☐ An assignment from the inventor(s) of the patent application/patent identified above. The assignment was recorded in the United States Patent and Trademark Office at Reel \_\_\_\_\_, Frame \_\_\_\_\_, or for which a copy thereof is attached.
- B. ☒ A chain of title from the inventor(s), of the patent application/patent identified above, to the current assignee as follows:

1. From: Robert Paul Morris To: Deep River Ventures, LLC

The document was recorded in the United States Patent and Trademark Office at  
Reel 033450, Frame 0740, or for which a copy thereof is attached.

2. From: Robert Paul Morris To: Deep River Ventures, LLC

The document was recorded in the United States Patent and Trademark Office at  
Reel 033450, Frame 0746, or for which a copy thereof is attached.

[Page 1 of 2]

This collection of information is required by 37 CFR 3.73(b). The information is required to obtain or retain a benefit by the public which is to file (and by the USPTO to process) an application. Confidentiality is governed by 35 U.S.C. 122 and 37 CFR 1.11 and 1.14. This collection is estimated to take 12 minutes to complete, including gathering, preparing, and submitting the completed application form to the USPTO. Time will vary depending upon the individual case. Any comments on the amount of time you require to complete this form and/or suggestions for reducing this burden, should be sent to the Chief Information Officer, U.S. Patent and Trademark Office, U.S. Department of Commerce, P.O. Box 1450, Alexandria, VA 22313-1450. DO NOT SEND FEES OR COMPLETED FORMS TO THIS ADDRESS. **SEND TO: Commissioner for Patents, P.O. Box 1450, Alexandria, VA 22313-1450.**

*If you need assistance in completing the form, call 1-800-PTO-9199 and select option 2.*



**STATEMENT UNDER 37 CFR 3.73(c)**

3. From: Deep River Ventures, LLC To: Cedar Point Partners, LLC

The document was recorded in the United States Patent and Trademark Office at  
 Reel 033450, Frame 0773, or for which a copy thereof is attached.

4. From: Cedar Point Partners, LLC To: Sitting Man, LLC

The document was recorded in the United States Patent and Trademark Office at  
 Reel 045043, Frame 0993, or for which a copy thereof is attached.

5. From: Sitting Man, LLC To: Motion Offense, LLC

The document was recorded in the United States Patent and Trademark Office at  
 Reel \_\_\_\_\_, Frame \_\_\_\_\_, or for which a copy thereof is attached.

6. From: \_\_\_\_\_ To: \_\_\_\_\_

The document was recorded in the United States Patent and Trademark Office at  
 Reel \_\_\_\_\_, Frame \_\_\_\_\_, or for which a copy thereof is attached.

☐ Additional documents in the chain of title are listed on a supplemental sheet(s).

☒ As required by 37 CFR 3.73(c)(1)(i), the documentary evidence of the chain of title from the original owner to the assignee was, or concurrently is being, submitted for recordation pursuant to 37 CFR 3.11.

[NOTE: A separate copy (i.e., a true copy of the original assignment document(s)) must be submitted to Assignment Division in accordance with 37 CFR Part 3, to record the assignment in the records of the USPTO. See MPEP 302.08]

The undersigned (whose title is supplied below) is authorized to act on behalf of the assignee.

/Patrick Caldwell/

29-Mar-2019

Signature \_\_\_\_\_

Date \_\_\_\_\_

Patrick Caldwell

44580

Printed or Typed Name \_\_\_\_\_

Title or Registration Number \_\_\_\_\_

## Privacy Act Statement

The **Privacy Act of 1974 (P.L. 93-579)** requires that you be given certain information in connection with your submission of the attached form related to a patent application or patent. Accordingly, pursuant to the requirements of the Act, please be advised that: (1) the general authority for the collection of this information is 35 U.S.C. 2(b)(2); (2) furnishing of the information solicited is voluntary; and (3) the principal purpose for which the information is used by the U.S. Patent and Trademark Office is to process and/or examine your submission related to a patent application or patent. If you do not furnish the requested information, the U.S. Patent and Trademark Office may not be able to process and/or examine your submission, which may result in termination of proceedings or abandonment of the application or expiration of the patent.

The information provided by you in this form will be subject to the following routine uses:

1. The information on this form will be treated confidentially to the extent allowed under the Freedom of Information Act (5 U.S.C. 552) and the Privacy Act (5 U.S.C. 552a). Records from this system of records may be disclosed to the Department of Justice to determine whether disclosure of these records is required by the Freedom of Information Act.
2. A record from this system of records may be disclosed, as a routine use, in the course of presenting evidence to a court, magistrate, or administrative tribunal, including disclosures to opposing counsel in the course of settlement negotiations.
3. A record in this system of records may be disclosed, as a routine use, to a Member of Congress submitting a request involving an individual, to whom the record pertains, when the individual has requested assistance from the Member with respect to the subject matter of the record.
4. A record in this system of records may be disclosed, as a routine use, to a contractor of the Agency having need for the information in order to perform a contract. Recipients of information shall be required to comply with the requirements of the Privacy Act of 1974, as amended, pursuant to 5 U.S.C. 552a(m).
5. A record related to an International Application filed under the Patent Cooperation Treaty in this system of records may be disclosed, as a routine use, to the International Bureau of the World Intellectual Property Organization, pursuant to the Patent Cooperation Treaty.
6. A record in this system of records may be disclosed, as a routine use, to another federal agency for purposes of National Security review (35 U.S.C. 181) and for review pursuant to the Atomic Energy Act (42 U.S.C. 218(c)).
7. A record from this system of records may be disclosed, as a routine use, to the Administrator, General Services, or his/her designee, during an inspection of records conducted by GSA as part of that agency's responsibility to recommend improvements in records management practices and programs, under authority of 44 U.S.C. 2904 and 2906. Such disclosure shall be made in accordance with the GSA regulations governing inspection of records for this purpose, and any other relevant (*i.e.*, GSA or Commerce) directive. Such disclosure shall not be used to make determinations about individuals.
8. A record from this system of records may be disclosed, as a routine use, to the public after either publication of the application pursuant to 35 U.S.C. 122(b) or issuance of a patent pursuant to 35 U.S.C. 151. Further, a record may be disclosed, subject to the limitations of 37 CFR 1.14, as a routine use, to the public if the record was filed in an application which became abandoned or in which the proceedings were terminated and which application is referenced by either a published application, an application open to public inspection or an issued patent.
9. A record from this system of records may be disclosed, as a routine use, to a Federal, State, or local law enforcement agency, if the USPTO becomes aware of a violation or potential violation of law or regulation.



UNITED STATES PATENT AND TRADEMARK OFFICE

UNITED STATES DEPARTMENT OF COMMERCE  
United States Patent and Trademark Office  
Address: COMMISSIONER FOR PATENTS  
P.O. Box 1450  
Alexandria, Virginia 22313-1450  
www.uspto.gov

APPLICATION NUMBER	FILING OR 371(C) DATE	FIRST NAMED APPLICANT	ATTY. DOCKET NO./TITLE
15/724,235	10/03/2017	Robert Paul Morris	DR0264A-CIP

92045  
The Caldwell Firm, LLC  
PO Box 59655  
Dept. SVIPGP  
Dallas, TX 75229

**CONFIRMATION NO. 3791**  
**IMPROPER CPOA LETTER**



Date Mailed: 04/04/2019

**NOTICE REGARDING POWER OF ATTORNEY**

This is in response to the power of attorney filed 03/29/2019. The power of attorney in this application is not accepted for the reason(s) listed below:

- The power of attorney has not been accepted because the party who is giving power has not been identified. Power of attorney may only be signed by the applicant for patent (37 CFR 1.42) or the patent owner. A party who is not the applicant must become the applicant in accordance with 37 CFR 1.46(c) and appoint any power of attorney in compliance with 37 CFR 3.71 and 3.73. For a reissue application, reexamination proceeding, or supplemental examination proceeding, a patent owner who was not the applicant under 37 CFR 1.46 must appoint any power of attorney in compliance with 37 CFR 3.71 and 3.73. See 37 CFR 1.32(b)(4).

/zabaha/

Office of Data Management, Application Assistance Unit (571) 272-4000, or (571) 272-4200, or 1-888-786-0101



UNITED STATES PATENT AND TRADEMARK OFFICE

UNITED STATES DEPARTMENT OF COMMERCE  
United States Patent and Trademark Office  
Address: COMMISSIONER FOR PATENTS  
P.O. Box 1450  
Alexandria, Virginia 22313-1450  
www.uspto.gov

APPLICATION NUMBER	FILING OR 371(C) DATE	FIRST NAMED APPLICANT	ATTY. DOCKET NO./TITLE
15/724,235	10/03/2017	Robert Paul Morris	DR0264A-CIP

**CONFIRMATION NO. 3791**

**IMPROPER CFR REQUEST**



92045  
The Caldwell Firm, LLC  
PO Box 59655  
Dept. SVIPGP  
Dallas, TX 75229

Date Mailed: 04/04/2019

**RESPONSE TO REQUEST FOR CORRECTED FILING RECEIPT**

***Power of Attorney, Claims, Fees, System Limitations, and Miscellaneous***

In response to your request for a corrected Filing Receipt, the Office is unable to comply with your request because:

- Any request to correct or update the name of the applicant must include an application data sheet (ADS) in compliance with 37 CFR 1.76 specifying the correct or updated name of the applicant in the applicant information section. Any request to change the applicant after an original applicant has been specified under 37 CFR 1.46(b) must include a new ADS in compliance with 37 CFR 1.76 specifying the applicant in the applicant information section and comply with 37 CFR 3.71 and 3.73. See 37 CFR 1.46(c).

Questions about the contents of this notice and the requirements it sets forth should be directed to the Office of Data Management, Application Assistance Unit, at (571) 272-4000 or (571) 272-4200 or 1-888-786-0101.

/zabaha/

UNITED STATES PATENT AND TRADEMARK OFFICE  
COMMISSIONER FOR PATENTS  
P.O.BOX 1450  
ALEXANDRIA VA 22313-1451

PRESORTED  
FIRST-CLASS MAIL  
U.S. POSTAGE PAID  
POSTEDIGITAL  
NNNNN

The Caldwell Firm, LLC  
PO Box 59655  
Dept. SVIPGP  
Dallas, TX 75229



**Courtesy Reminder for  
Application Serial No: 15/724,235**

Attorney Docket No: DR0264A-CIP  
Customer Number: 92045  
Date of Electronic Notification: 04/04/2019

This is a courtesy reminder that new correspondence is available for this application. If you have not done so already, please review the correspondence. The official date of notification of the outgoing correspondence will be indicated on the form PTOL-90 accompanying the correspondence.

An email notification regarding the correspondence was sent to the following email address(es) associated with your customer number:

pcaldwell@thecaldwellfirm.com  
eofficeaction@appcoll.com

To view your correspondence online or update your email addresses, please visit us anytime at <https://ppair-my.uspto.gov/pair/PrivatePair>.  
If you have any questions, please email the Electronic Business Center (EBC) at [EBC@uspto.gov](mailto:EBC@uspto.gov) or call 1-866-217-9197.