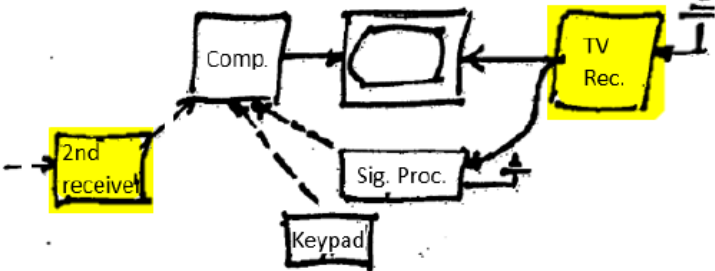
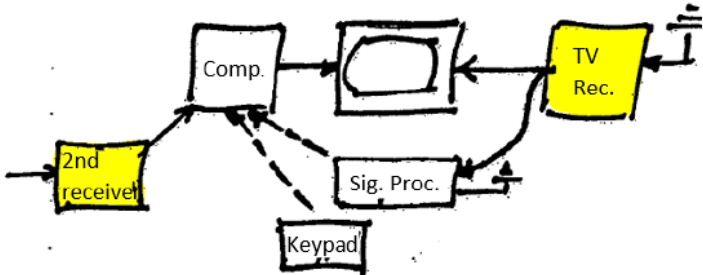


U.S. Patent No. 7,747,217 – Conception of claims 1, 11, 16, and 20

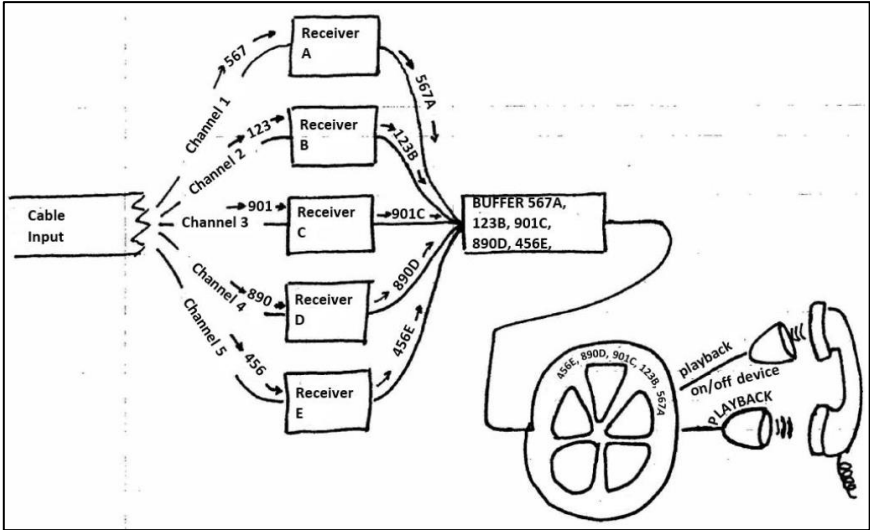
This claim chart is a feature-by-feature comparison between claims 1, 11, 16, and 20 of U.S. Patent No. 7,747,217 and the Conception Documents, i.e., Grossman Memorandum, Ex. 2004 and Inventor's Notebook, Ex. 2005.

Claim Element	Evidence of Conception
<p>1[a]. A method of outputting a multimedia presentation at a receiver station adapted to receive a plurality of signals, said method comprising the steps of:</p>	<p>The Conception Documents disclose a method of outputting a multimedia presentation at a receiver station adapted to receive a plurality of signals.</p> <p>The Conception Documents disclose a receiver station adapted to receive a plurality of signals, such as TV transmission signals and data signals.</p> <div data-bbox="505 852 1369 1430">  <p>In this drawing the signal processor is detecting data in a second transmission and the "2nd receiver" is inputting data like a modem.</p> </div> <p>Grossman Memorandum, Ex. 2004, p. 8 (original, p. 3) (highlight added).</p> <p>The Conception Documents disclose outputting a multimedia presentation at the receiver station.</p>

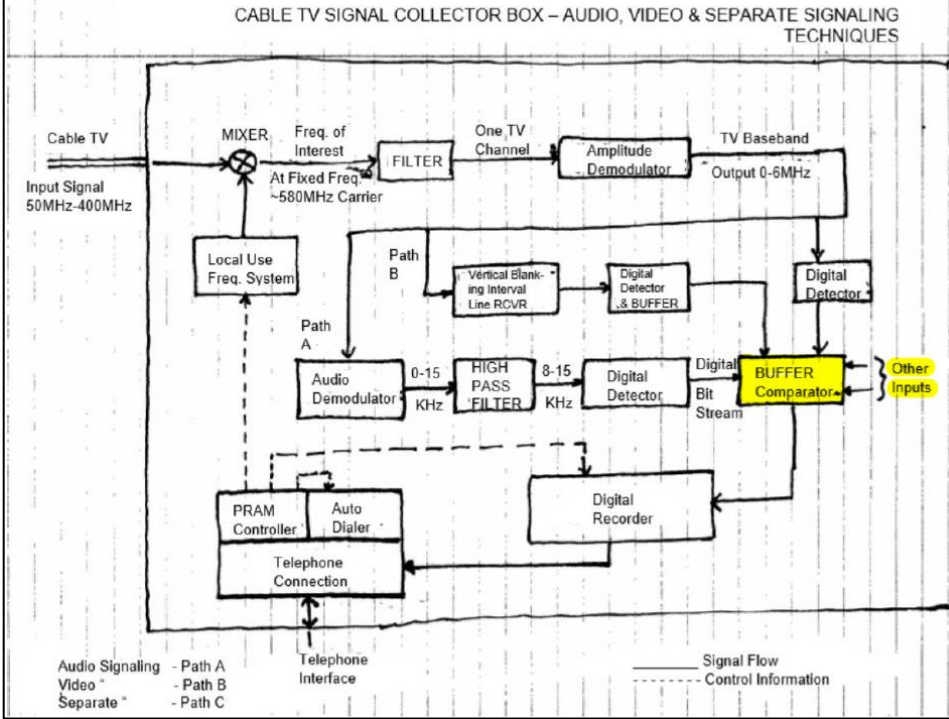
Claim Element	Evidence of Conception
	<div data-bbox="508 289 1370 1230" style="border: 1px solid black; padding: 10px;"> <p>To work properly, the computer must be programmed to hold the viewers securities portfolio (e.g., bonds) and process the received prices and programing instructions. The computer stores relevant prices (e.g. daily closing price, weekly closes, monthly closes as well as current prices). It may also have the capacity to query a data base for unusual information.</p> <p>A TV program on economic/financial planning is received and displayed. In the program are embedded instructions that control the computer. The signal processor detects the instructions and inputs them to the computer. At the beginning of the program the instructions cause the computer to compute various projections on the basis of the viewers stored information and construct corresponding graphics that show the projections. The announcer says, "The Fed raised the discount rate today, and here is what our model says is the way the yield curve will react over the coming week." In the TV program, the image of a specific grade of securities -- e.g. S&PA -- is shown. The announcer then says, "On the basis of our yield spread projections, here is what the model projects your portfolio to do over the same period."</p> <p>At this point a particular instruction is detected that causes the computer to communicate a first graphic to the TV and the TV to display it overlaid on the yield curve projection. Subsequently others of the graphics are shown on embedded command.</p> </div> <p>Grossman Memorandum, Ex. 2004, p. 9 (original, p. 4).</p>
[1b] receiving said plurality of signals including at least two media which include a first medium received in a digital data channel from a source external to	<p>The Conception Documents disclose receiving said plurality of signals including at least two media, which include a first medium received in a digital data channel from a source external to said receiver station.</p> <p>The receiver receives the plurality of signals, such as TV transmission signals and digital data signals. The plurality of signals includes two media: television medium and data medium (first medium). As shown in the figure below, the first medium is received in a digital data channel, over modem, from a source external to the receiver station.</p>

Claim Element	Evidence of Conception
said receiver station;	<p data-bbox="553 296 1344 474">The TV receiver is shown here as replacing the disk player, but it could also be an added piece of equipment. Obviously the TV transmission is input to the signal processor in such a way that the proper paths are input to the detectors and the instructions are inputted to the computer.</p> <p data-bbox="553 495 1320 632">To get up-to-date price data, the signal processor could continuously receive a second transmission and input it to the computer, or the computer could receive the prices from another source:</p>  <p data-bbox="553 1003 1338 1108">In this drawing the signal processor is detecting data in a second transmission and the “2nd receiver” is inputting data like a modem.</p> <p data-bbox="459 1136 1281 1220">Grossman Memorandum, Ex. 2004, p. 8 (original, p. 3) (highlight added).</p>
[1c] storing information from said first medium in a storage medium at a computer at said receiver station;	<p data-bbox="459 1276 1390 1392">The Conception Documents disclose storing information from said first medium ([digital] data medium) in a storage medium at a computer at said receiver station.</p> <p data-bbox="459 1444 1357 1560">The Conception Documents disclose storing the viewer’s securities portfolio and relevant prices, which is information from a second medium.</p> <div data-bbox="508 1612 1369 1871"> <p data-bbox="540 1644 1341 1860">To work properly, the computer must be programmed to hold the viewers securities portfolio (e.g., bonds) and process the received prices and programing instructions. The computer stores relevant prices (e.g. daily closing price, weekly closes, monthly closes as well as current prices). It may also have the capacity to query a data base for unusual information.</p> </div>

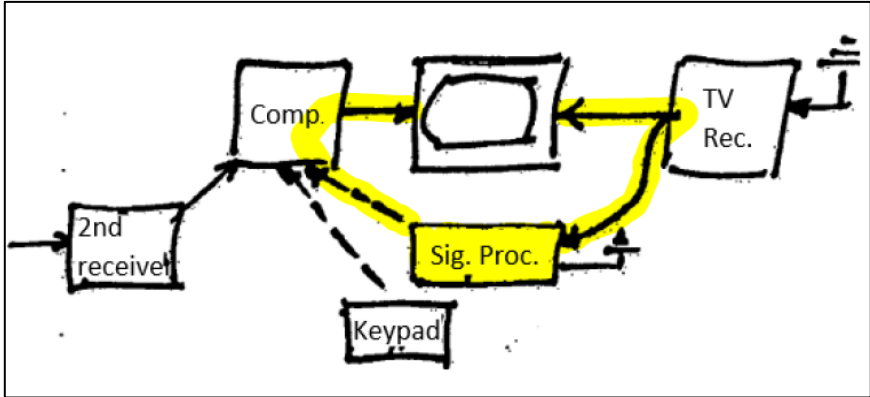
Claim Element	Evidence of Conception
	Grossman Memorandum, Ex. 2004, p. 9 (original, p. 4).
<p>[1d] determining content, through use of processor instructions resident on said computer at said receiver station, of each medium received after said first medium in said plurality of signals, wherein determining content of each medium comprises: processing an identifier which identifies said content of each of said medium; and comparing said processed identifier to a predetermined identifier, wherein said predetermined identifier is determined at a time prior to receiving said plurality of signals.</p>	<p>The Conception Documents disclose determining content, through use of processor instructions resident on said computer at said receiver station, of each medium received after said first medium in said plurality of signals, wherein determining content of each medium comprises; processing an identifier which identifies said content of each of said medium; and comparing said processed identifier to a predetermined identifier, wherein said predetermined identifier is determined at a time prior to receiving said plurality of signals.</p> <p>The Conception Documents disclose processor instructions resident on the computer.</p> <div data-bbox="506 877 1369 1220" style="border: 1px solid black; padding: 10px; margin: 10px 0;"> <p>In order for a WICAT like system to be able to present my economic model, the linear video must be able to explain what's going on in the computer. Thus, the computer program must be in the linear video rather than on the floppy disk. Or more relevantly, some of the program must be in the video and some must be on the floppy. The various digital detector paths in our signal processor can detect the embedded computer programming and input it to the computer. Three alternative configurations occur to me:</p> </div> <p>Grossman Memorandum, Ex. 2004, p. 7 (original, p. 2) (highlight added).</p> <p>Through the use of the processor instructions, the receiver station determines content of the television medium, a medium received after the data medium (first medium) in the plurality of signal.</p> <div data-bbox="506 1566 1369 1780" style="border: 1px solid black; padding: 10px; margin: 10px 0;"> <p>A TV program on economic/financial planning is received and displayed. In the program are embedded instructions that control the computer. The signal processor detects the instructions and inputs them to the computer. At the beginning of the program the instructions cause the computer to compute various projections</p> </div> <p>Grossman Memorandum, Ex. 2004, p. 9 (original, p. 4) (highlight added).</p>

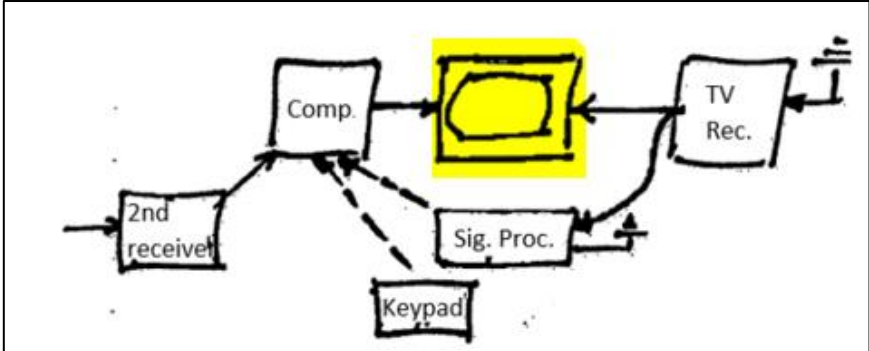
Claim Element	Evidence of Conception
determined at a time prior to receiving said plurality of signals;	<p data-bbox="456 323 1365 405">The television medium comprises an identifier that identifies the content of the medium.</p> <div data-bbox="506 409 1370 640"> <p data-bbox="886 426 1146 453"><u>The Signal Collector Box</u></p> <p data-bbox="524 485 659 510">OBJECTIVE</p> <p data-bbox="691 485 1338 596">The signal collector box will be designed to collect signals transmitted electronically. The signals may be transmitted over hard wire or broadcast over the air. The signals may be of any frequency.</p> </div> <p data-bbox="914 688 959 705">...</p> <div data-bbox="506 735 1370 1224"> <p data-bbox="683 772 1341 1003">Initially the box will be used to monitor signals transmitted over cable television where the number of channels being monitored could run from only one to over one hundred. In this application, the box would probably require one receiver unit per cable channel monitored. The receiver unit would receive the signal, add a data bit to identify which channel itself as the receiving receiver unit, and pass the signal on to the recorder through the buffer.</p> <p data-bbox="683 1058 1313 1203">The buffer who would provide temporary storage for signals enroute to the recorder. The recorder would have the capacity to process only one signal at a time, and the buffer would permit several receivers to send signals to the recorder simultaneously without any getting lost.</p> </div> <p data-bbox="914 1274 959 1291">...</p> <div data-bbox="506 1318 1370 1845">  </div>

Claim Element	Evidence of Conception
	<p data-bbox="456 285 1403 321">Inventor's Notebook, Ex. 2005, pp. 305-306 (original, pp. 4-5).</p> <p data-bbox="456 394 1421 646">Determining content of the television medium comprises processing an identifier which identifies said content of the television medium. As part of the determining step, the receiver station processes the identifiers that identify the content of the television program such as a TV program on economic/financial planning, as depicted below by various detectors.</p> <div data-bbox="456 684 1421 1394"> <p>The diagram, titled "CABLE TV SIGNAL COLLECTOR BOX - AUDIO, VIDEO & SEPARATE SIGNALING TECHNIQUES", illustrates the signal processing flow. An "Input Signal 50MHz-400MHz" enters a "MIXER" where it is combined with a "Local Use Freq. System". The output, labeled "Freq. of Interest At Fixed Freq ~580MHz Carrier", passes through a "FILTER" (labeled "One TV Channel") to an "Amplitude Demodulator", which produces a "TV Baseband Output 0-6MHz".</p> <p>Three paths are shown: <ul style="list-style-type: none"> Path A (Audio Signaling): The TV Baseband output goes to an "Audio Demodulator" (0-15 KHz), then through a "HIGH PASS FILTER" (8-15 KHz) to a "Digital Detector & BUFFER", which outputs a "Digital Bit Stream" to a "BUFFER Comparator". Path B (Video): The TV Baseband output goes to a "Vertical Blanking Interval Line RCVR", then to a "Digital Detector & BUFFER", which also outputs a "Digital Bit Stream" to the "BUFFER Comparator". Path C (Separate): The TV Baseband output goes directly to a "Digital Detector". </p> <p>The "BUFFER Comparator" also receives "Other Inputs". Its output is connected to a "Digital Recorder". The "Digital Recorder" is linked to a "PRAM Controller" and an "Auto Dialer", which in turn connect to a "Telephone Connection" and a "Telephone Interface".</p> <p>Legend: <ul style="list-style-type: none"> Audio Signaling - Path A Video - Path B Separate - Path C Solid line: Signal Flow Dashed line: Control Information </p> </div> <p data-bbox="456 1402 1276 1486">Inventor's Notebook, Ex. 2005, p. 320 (original, p. 19) (highlight added).</p> <p data-bbox="456 1533 1421 1785">Further, the receiver station compares said processed identifier to a predetermined identifier determined at a time prior to receiving said plurality of signals. Specifically, the identifiers that are received as part of the first medium are compared to the predetermined identifiers that are inputted in advance into the Buffer Comparator through "Other Inputs."</p>

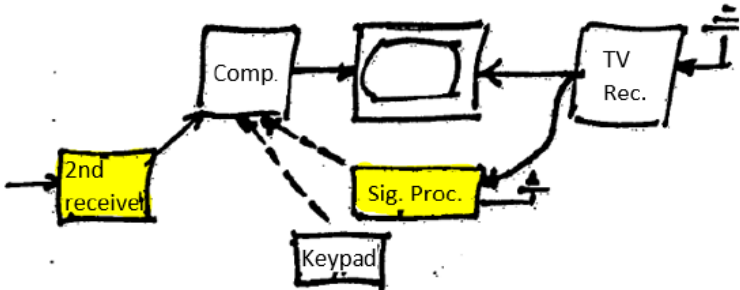
Claim Element	Evidence of Conception
	 <p>The diagram, titled "CABLE TV SIGNAL COLLECTOR BOX – AUDIO, VIDEO & SEPARATE SIGNALING TECHNIQUES", illustrates the internal components and signal flow of a cable TV signal collector box. The process begins with an "Input Signal 50MHz-400MHz" from a "Cable TV" source, which enters a "MIXER". The mixer also receives a "Local Use Freq. System" signal and outputs a "Freq. of Interest At Fixed Freq. ~580MHz Carrier". This signal then passes through a "FILTER" to produce "One TV Channel". The signal is then processed by an "Amplitude Demodulator" to yield a "TV Baseband Output 0-6MHz".</p> <p>From the TV baseband output, the signal is split into three paths: <ul style="list-style-type: none"> Path A: Leads to an "Audio Demodulator" (outputting 0-15 KHz), then through a "HIGH PASS FILTER" (outputting 8-15 KHz), and finally to a "Digital Detector" which produces a "Digital Bit Stream". This stream is fed into a "BUFFER Comparator" and also a "Digital Recorder". Path B: Leads to a "Vertical Blanking Interval Line RCVR", then to a "Digital Detector & BUFFER", and finally to a "Digital Detector". Path C: Leads directly to a "Digital Detector". The outputs of the three digital detectors are combined in the "BUFFER Comparator", which also receives "Other Inputs". The "Digital Recorder" is connected to a "Telephone Connection" block, which also includes a "PRAM Controller" and an "Auto Dialer". A "Telephone Interface" is shown at the bottom of this block. </p> <p>Legend: <ul style="list-style-type: none"> Audio Signaling - Path A Video - Path B Separate - Path C Signal Flow (solid line) Control Information (dashed line) </p> <p>Inventor's Notebook, Ex. 2005, p. 320 (original, p. 19) (highlight added).</p> <p>The Conception Documents disclose the comparison performed by a computer to determine, for example, if a given program matches the viewer's tier/pay service.</p> <div data-bbox="506 1297 1370 1470" style="border: 1px solid black; padding: 10px; margin: 10px 0;"> <div style="display: flex; justify-content: space-between;"> <div style="width: 30%;"> <p>TIERS & RATINGS BOXES</p> </div> <div style="width: 70%;"> <p>It would be useful if the ratings boxes could be a identify which tiers and pay services the viewer could receive. Obviously, this could be stored in the computer and analysis of signals would tell something. But it would be nice if the box signal would regularly disclose this information.</p> </div> </div> </div> <p>Inventor's Notebook, Ex. 2005, p. 319 (original, p. 18).</p>
<p>[1e] coordinating, through use of processor instructions resident on said computer</p>	<p>The Conception Documents disclose coordinating, through use of processor instructions resident on said computer at said receiver station, a presentation using said information with a presentation of a medium comprising an identifier that matches said predetermined identifier based on said step of determining content.</p>

Claim Element	Evidence of Conception
<p>at said receiver station, a presentation using said information with a presentation of a medium comprising an identifier that matches said predetermined identifier based on said step of determining content; and</p>	<p>The receiver station coordinates a presentation of the television transmission of the TV program on economic/financial planning with “various projections.” The “corresponding graphics that show the projections” are overlaid on the yield curve projection on the screen. The constructed projection graphic is coordinated because it corresponds with the transmitted projection in terms of placement and scale.</p> <div data-bbox="506 621 1369 1570" style="border: 1px solid black; padding: 10px; margin: 10px 0;"> <p>To work properly, the computer must be programmed to hold the viewers securities portfolio (e.g., bonds) and process the received prices and programing instructions. The computer stores relevant prices (e.g. daily closing price, weekly closes, monthly closes as well as current prices). It may also have the capacity to query a data base for unusual information.</p> <p>A TV program on economic/financial planning is received and displayed. In the program are embedded instructions that control the computer. The signal processor detects the instructions and inputs them to the computer. At the beginning of the program the instructions cause the computer to compute various projections on the basis of the viewers stored information and construct corresponding graphics that show the projections. The announcer says, “The Fed raised the discount rate today, and here is what our model says is the way the yield curve will react over the coming week.” In the TV program, the image of a specific grade of securities — e.g. S&PA — is shown. The announcer then says, “On the basis of our yield spread projections, here is what the model projects your portfolio to do over the same period.”</p> <p>At this point a particular instruction is detected that causes the computer to communicate a first graphic to the TV and the TV to display it overlaid on the yield curve projection. Subsequently others of the graphics are shown on embedded command.</p> </div> <p>Grossman Memorandum, Ex. 2004, p. 9 (original, p. 4). The Conception Documents disclose processor instructions resident on the computer of the receiver station.</p>

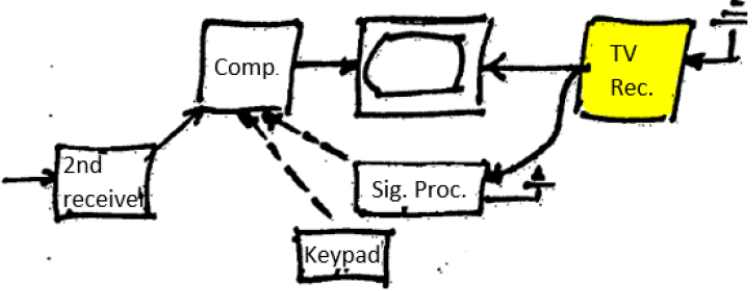
Claim Element	Evidence of Conception
	<p data-bbox="508 285 1369 621"> In order for a WICAT like system to be able to present my economic model, the linear video must be able to explain what's going on in the computer. Thus, the computer program must be in the linear video rather than on the floppy disk. Or more relevantly, some of the program must be in the video and some must be on the floppy. The various digital detector paths in our signal processor can detect the embedded computer programming and input it to the computer. Three alternative configurations occur to me: </p> <p data-bbox="459 632 1284 709"> Grossman Memorandum, Ex. 2004, p. 7 (original, p. 2) (highlight added). </p> <p data-bbox="459 758 1365 1010"> Through the use of these instructions, the receiver station coordinates a presentation using said information (projection graphics using relevant prices) with the presentation of a television program (medium comprising the identifier that matches the predetermiend identifer based on said step of determining). </p> <div data-bbox="505 1010 1369 1404">  </div> <p data-bbox="914 1430 959 1446">...</p> <p data-bbox="508 1457 1369 1619"> At this point a particular instruction is detected that causes the computer to communicate a first graphic to the TV and the TV to display it overlaid on the yield curve projection. Subsequently others of the graphics are shown on embedded command. </p> <p data-bbox="459 1629 1328 1707"> Grossman Memorandum, Ex. 2004, pp. 8-9 (original, 3-4) (highlight added). </p>
[1f] outputting and displaying said	<p data-bbox="459 1761 1398 1877"> The Conception Documents disclose outputting and displaying said multimedia presentation to a user at said receiver station based on said step of coordinating such that said presentation </p>

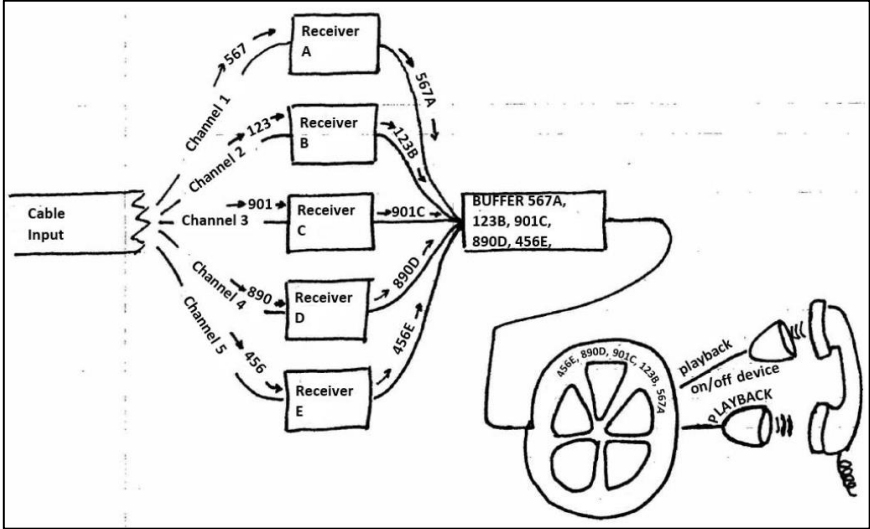
Claim Element	Evidence of Conception
<p>multimedia presentation to a user at said receiver station based on said step of coordinating such that said presentation using said information has a predetermined relationship to said content of said medium comprising an identifier that matches said predetermined identifier explains a significance of said presentation using said information.</p>	<p>using said information has a predetermined relationship to said content of said medium comprising an identifier that matches said predetermined identifier.</p> <p>The receiver station outputs and displays, based on step of coordinating discussed in 1[f], the multimedia presentation to the user.</p>  <p>...</p> <p>To work properly, the computer must be programmed to hold the viewers securities portfolio (e.g., bonds) and process the received prices and programing instructions. The computer stores relevant prices (e.g. daily closing price, weekly closes, monthly closes as well as current prices). It may also have the capacity to query a data base for unusual information.</p> <p>A TV program on economic/financial planning is received and displayed. In the program are embedded instructions that control the computer. The signal processor detects the instructions and inputs them to the computer. At the beginning of the program the instructions cause the computer to compute various projections on the basis of the viewers stored information and construct corresponding graphics that show the projections. The announcer says, "The Fed raised the discount rate today, and here is what our model says is the way the yield curve will react over the coming week." In the TV program, the image of a specific grade of securities -- e.g. S&PA -- is shown. The announcer then says, "On the basis of our yield spread projections, here is what the model projects your portfolio to do over the same period."</p> <p>At this point a particular instruction is detected that causes the computer to communicate a first graphic to the TV and the TV to display it overlaid on the yield curve projection. Subsequently others of the graphics are shown on embedded command.</p>

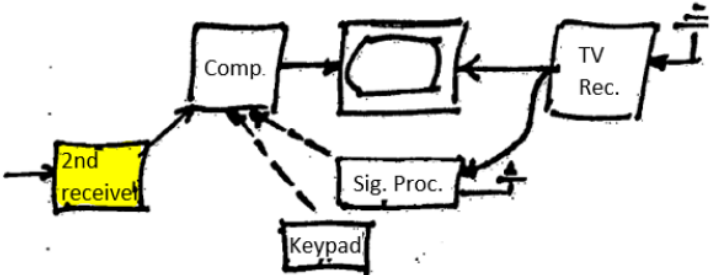
Claim Element	Evidence of Conception
	<p>Grossman Memorandum, Ex. 2004, pp. 8-9 (original, pp. 3-4) (highlight added).</p> <p>The Conception Documents disclose said content of said medium comprising an identifier that matches said predetermined identifier explains a significance of said presentation using said information.</p> <p>The program on economic/financial planning (said medium comprising an identifier that matches said predetermined identifier) comprises commentary and graphics that explain a significance of the combined presentation.</p>
<p>[11]a. A method of outputting a multimedia presentation at a receiver station adapted to process a plurality of signals, said plurality of signals including first and second media of said multimedia presentation, said method comprising the steps of:</p>	<p>The Conception Documents disclose a method of outputting a multimedia presentation at a receiver station adapted to process a plurality of signals, said plurality of signals including first and second media of said multimedia presentation.</p> <p>The Conception Documents disclose a receiver station.</p> <div data-bbox="506 1138 1364 1671" data-label="Diagram"> <p>In this drawing the signal processor is detecting data in a second transmission and the “2nd receiver” is inputting data like a modem.</p> </div> <p>Grossman Memorandum, Ex. 2004, p. 8 (original, p. 3) (highlight added).</p>

Claim Element	Evidence of Conception
	<p>The receiver station is adapted to process a plurality of signals, such as TV transmission signals including the television medium (first medium) and data medium (second medium).</p> <div data-bbox="509 449 1373 1339" style="border: 1px solid black; padding: 10px; margin: 10px 0;"> <p>The TV receiver is shown here as replacing the disk player, but it could also be an added piece of equipment. Obviously the TV transmission is input to the signal processor in such a way that the proper paths are input to the detectors and the instructions are inputted to the computer.</p> <p>To get up-to-date price data, the signal processor could continuously receive a second transmission and input it to the computer, or the computer could receive the prices from another source:</p>  <p>In this drawing the signal processor is detecting data in a second transmission and the “2nd receiver” is inputting data like a modem.</p> </div> <p>Grossman Memorandum, Ex. 2004, p. 8 (original, p. 3) (highlight added).</p> <p>The first and second media form the multimedia presentation that the receiver station outputs.</p>

Claim Element	Evidence of Conception
	<p>To work properly, the computer must be programmed to hold the viewers securities portfolio (e.g., bonds) and process the received prices and programing instructions. The computer stores relevant prices (e.g. daily closing price, weekly closes, monthly closes as well as current prices). It may also have the capacity to query a data base for unusual information.</p> <p>A TV program on economic/financial planning is received and displayed. In the program are embedded instructions that control the computer. The signal processor detects the instructions and inputs them to the computer. At the beginning of the program the instructions cause the computer to compute various projections on the basis of the viewers stored information and construct corresponding graphics that show the projections. The announcer says, "The Fed raised the discount rate today, and here is what our model says is the way the yield curve will react over the coming week." In the TV program, the image of a specific grade of securities -- e.g. S&PA -- is shown. The announcer then says, "On the basis of our yield spread projections, here is what the model projects your portfolio to do over the same period."</p> <p>At this point a particular instruction is detected that causes the computer to communicate a first graphic to the TV and the TV to display it overlaid on the yield curve projection. Subsequently others of the graphics are shown on embedded command.</p> <p>Grossman Memorandum, Ex. 2004, p. 9 (original, p. 4).</p>
[11b] receiving a subset of said plurality of signals from a source external to said receiver station, each signal of said subset of said plurality of signals including an identifier,	<p>The Conception Documents disclose receiving a subset of said plurality of signals from a source external to said receiver station, each signal of said subset of said plurality of signals including an identifier, wherein said subset of said plurality of signals comprises a plurality of said plurality of signals.</p> <p>The receiver station receives a subset of the plurality of signals (that itself is a plurality of signals), such as television transmission signals from a source external to the receiver station.</p>

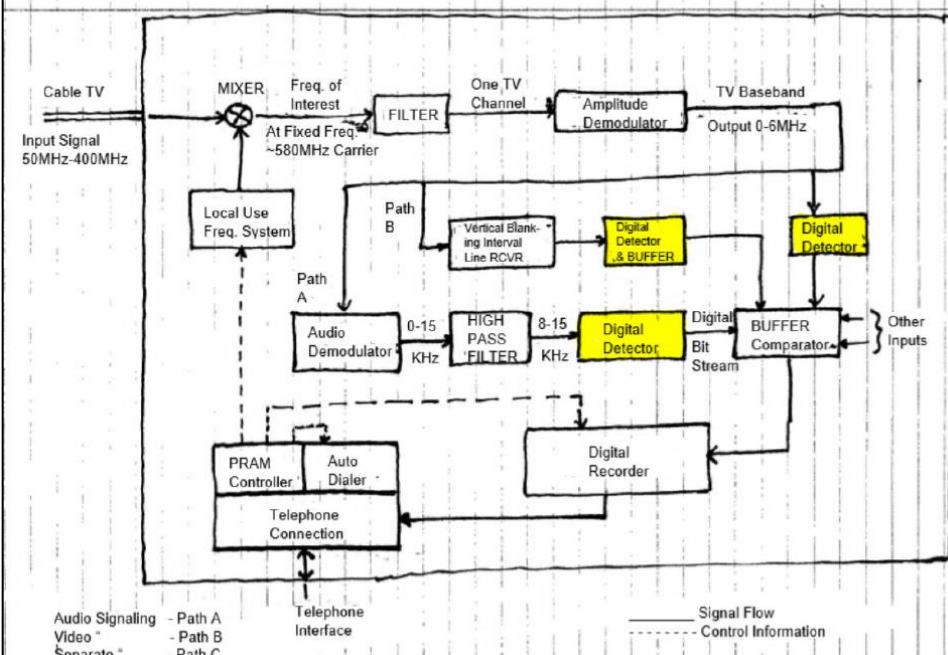
Claim Element	Evidence of Conception
<p>wherein said subset of said plurality of signals comprises a plurality of said plurality of signals;</p>	<div data-bbox="506 279 1369 793">  <p>In this drawing the signal processor is detecting data in a second transmission and the “2nd receiver” is inputting data like a modem.</p> </div> <p>Grossman Memorandum, Ex. 2004, p. 8 (original, p. 3) (highlight added).</p> <p>Each signal of said subset of said plurality of signals includes an identifier. (“The signal will start with an identifier...” as noted below.)</p> <div data-bbox="506 1165 1369 1396"> <p style="text-align: center;"><u>The Signal Collector Box</u></p> <p>OBJECTIVE The signal collector box will be designed to collect signals transmitted electronically. The signals may be transmitted over hard wire or broadcast over the air. The signals may be of any frequency.</p> </div> <p style="text-align: center;">...</p>

Claim Element	Evidence of Conception
	<p data-bbox="683 317 1341 552">Initially the box will be used to monitor signals transmitted over cable television where the number of channels being monitored could run from only one to over one hundred. In this application, the box would probably require one receiver unit per cable channel monitored. The receiver unit would receive the signal, add a data bit to identify which channel itself as the receiving receiver unit, and pass the signal on to the recorder through the buffer.</p> <p data-bbox="683 604 1315 751">The buffer who would provide temporary storage for signals enroute to the recorder. The recorder would have the capacity to process only one signal at a time, and the buffer would permit several receivers to send signals to the recorder simultaneously without any getting lost.</p> <p data-bbox="915 821 959 835">...</p> <p data-bbox="691 869 1328 926">The signal will start with an identifier that will activate the box and notify it that the signal is to be collected.</p> <p data-bbox="691 940 1315 997">The signal should be transmitted in this briefest, most unobvious way possible.</p>  <p data-bbox="459 1602 1393 1686">Inventor's Notebook, Ex. 2005, pp. 305-306 (original, pp. 4-5) (highlight added).</p> <p data-bbox="459 1713 1398 1797">The above figure shows five television channels (signals), each signal includes an identifier.</p>

Claim Element	Evidence of Conception
<p>[11c] receiving said second medium in a digital data channel from a source external to said receiver station, wherein said second medium is not included in said subset of said plurality of signals;</p>	<p>The Conception Documents disclose receiving said second medium in a digital data channel from a source external to said receiver station, wherein said second medium is not included in said subset of said plurality of signals.</p> <p>The receiver station receives said second medium (data medium) in a digital data channel (such as over a modem) from a source external to the receiver station.</p> <div data-bbox="506 621 1370 1470" data-label="Diagram"> <p>The TV receiver is shown here as replacing the disk player, but it could also be an added piece of equipment. Obviously the TV transmission is input to the signal processor in such a way that the proper paths are input to the detectors and the instructions are inputted to the computer.</p> <p>To get up-to-date price data, the signal processor could continuously receive a second transmission and input it to the computer, or the computer could receive the prices from another source:</p>  <p>In this drawing the signal processor is detecting data in a second transmission and the “2nd receiver” is inputting data like a modem.</p> </div> <p>Grossman Memorandum, Ex. 2004, p. 8 (original, p. 3) (highlight added).</p> <p>The second medium is not included in the subset of said plurality of signals (TV transmission signals).</p>
<p>[11d] controlling a microcompute</p>	<p>The Conception Documents disclose controlling a microcomputer at said receiver station, through execution of processor instructions, to: process each identifier of each signal</p>

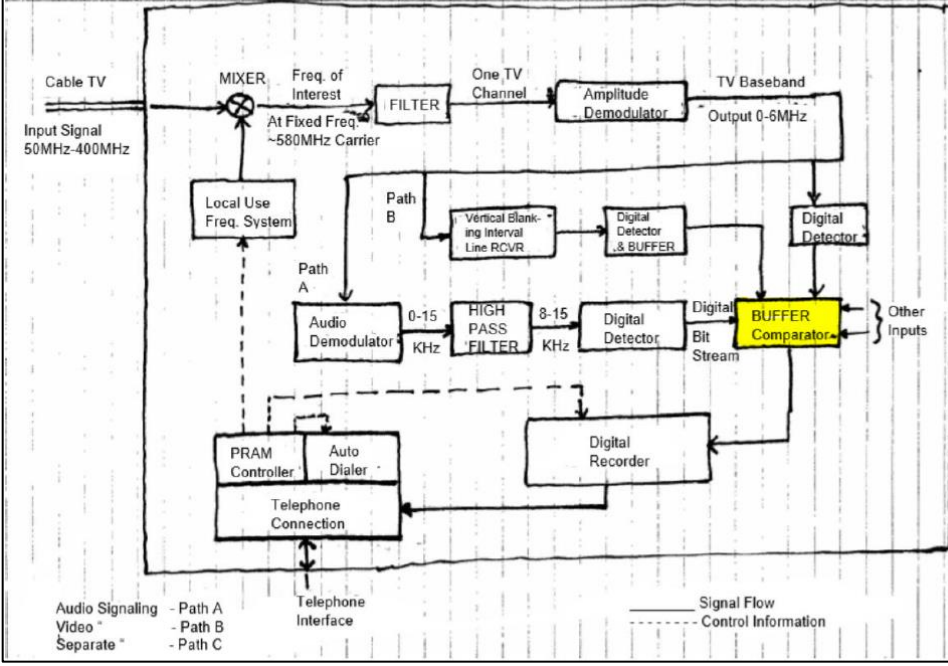
Claim Element	Evidence of Conception
<p>r at said receiver station, through execution of processor instructions, to: process each identifier of each signal of said subset of said plurality of signals, compare each processed identifier to a predetermined identifier, wherein said predetermined identifier is determined at a time prior to receiving said plurality of signals and identifies content of said first medium, wherein said predetermined identifier is determined at a time prior to receiving said plurality of signals and identifies content of said first medium,</p>	<p>of said subset of said plurality of signals; compare each processed identifier to a predetermined identifier, wherein said predetermined identifier is determined at a time prior to receiving said plurality of signals and identifies content of said first medium; and process only a signal of said subset of said plurality of signals that includes an identifier that matches said predetermined identifier to provide said first medium of said multimedia presentation.</p> <p>The receiver station controls a microcomputer at said receiver station through execution of processor instructions.</p> <div data-bbox="506 791 1369 1131" data-label="Text"> <p>In order for a WICAT like system to be able to present my economic model, the linear video must be able to explain what's going on in the computer. Thus, the computer program must be in the linear video rather than on the floppy disk. Or more relevantly, some of the program must be in the video and some must be on the floppy. The various digital detector paths in our signal processor can detect the embedded computer programming and input it to the computer. Three alternative configurations occur to me:</p> </div> <p>Grossman Memorandum, Ex. 2004, p. 7 (original, p. 2) (highlight added).</p> <div data-bbox="506 1266 1369 1635" data-label="Diagram"> </div> <p>Grossman Memorandum, Ex. 2004, p. 8 (original, p. 3) (highlight added).</p> <p>The microcomputer at the receiver station processes each identifier of each signal of said subset discussed above.</p>

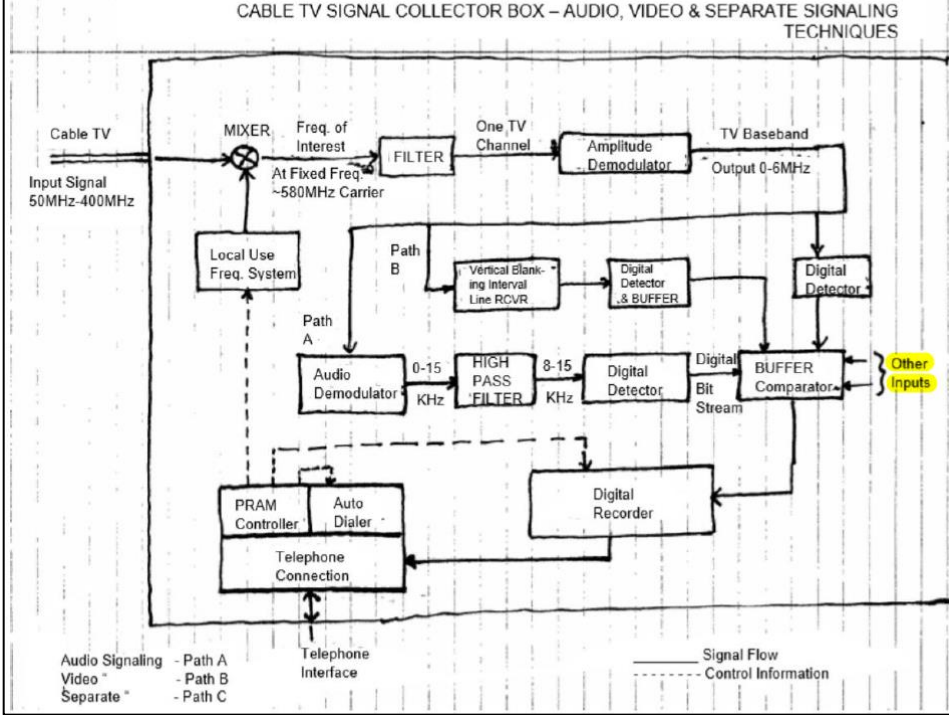
Claim Element	Evidence of Conception		
	<div data-bbox="506 283 1369 436"> <p>The signal will start with an identifier that will activate the box and notify it that the signal is to be collected.</p> <p>The signal should be transmitted in this briefest, most unobvious way possible.</p> </div> <div data-bbox="506 464 1369 989"> </div> <p>Inventor's Notebook, Ex. 2005, pp. 305-306 (original, pp. 4-5).</p> <p>The Conception Documents disclose the comparison performed by a computer to determine, for example, if a given program matches the viewer's tier/pay service.</p> <div data-bbox="506 1276 1369 1451"> <table border="1"> <tr> <td data-bbox="506 1276 711 1451"> <p>TIERS & RATINGS BOXES</p> </td> <td data-bbox="711 1276 1369 1451"> <p>It would be useful if the ratings boxes could be a identify which tiers and pay services the viewer could receive. Obviously, this could be stored in the computer and analysis of signals would tell something. But it would be nice if the box signal would regularly disclose this information.</p> </td> </tr> </table> </div> <p>Inventor's Notebook, Ex. 2005, p. 319 (original, p. 18).</p> <p>For example, the microcomputer detects the identifier as depicted below by various detectors.</p>	<p>TIERS & RATINGS BOXES</p>	<p>It would be useful if the ratings boxes could be a identify which tiers and pay services the viewer could receive. Obviously, this could be stored in the computer and analysis of signals would tell something. But it would be nice if the box signal would regularly disclose this information.</p>
<p>TIERS & RATINGS BOXES</p>	<p>It would be useful if the ratings boxes could be a identify which tiers and pay services the viewer could receive. Obviously, this could be stored in the computer and analysis of signals would tell something. But it would be nice if the box signal would regularly disclose this information.</p>		

Claim Element	Evidence of Conception
	<p style="text-align: center;">CABLE TV SIGNAL COLLECTOR BOX – AUDIO, VIDEO & SEPARATE SIGNALING TECHNIQUES</p>  <p>The diagram illustrates the internal architecture of a Cable TV Signal Collector Box. It features three main signal paths originating from an 'Input Signal 50MHz-400MHz':</p> <ul style="list-style-type: none"> Path A (Audio Signaling): The input signal is mixed with a 'Local Use Freq. System' and a 'Fixed Freq. ~580MHz Carrier' in a 'MIXER'. The resulting signal passes through a 'FILTER' (labeled 'One TV Channel') and an 'Amplitude Demodulator' to produce a 'TV Baseband Output 0-6MHz'. Path B (Video): The signal is processed through a 'Vertical Blanking Interval Line RCVR' and a 'Digital Detector & BUFFER'. Path C (Separate Signaling): The signal is processed through an 'Audio Demodulator' (outputting 0-15 KHz), a 'HIGH PASS FILTER' (outputting 8-15 KHz), and a 'Digital Detector'. <p>The outputs of these paths are fed into a 'Digital Bit Stream' and a 'Digital Recorder'. A 'Digital Comparator' receives input from the 'Digital Bit Stream' and 'Other Inputs'. The 'Digital Recorder' is connected to a 'PRAM Controller' and an 'Auto Dialer', which in turn interface with a 'Telephone Connection'.</p> <p>Legend:</p> <ul style="list-style-type: none"> Audio Signaling - Path A Video - Path B Separate - Path C Telephone Interface Signal Flow (solid line) Control Information (dashed line)

Inventor's Notebook, Ex. 2005, p. 320 (original, p. 19) (highlight added).

The microcomputer compares each processed identifier to a predetermined identifier.

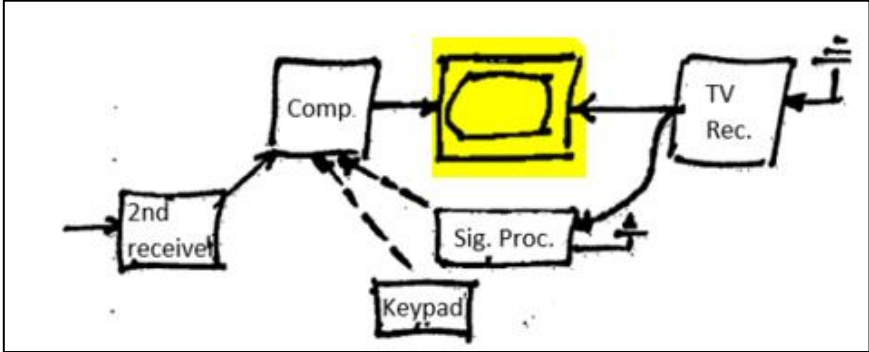
Claim Element	Evidence of Conception
	<p style="text-align: center;">CABLE TV SIGNAL COLLECTOR BOX – AUDIO, VIDEO & SEPARATE SIGNALING TECHNIQUES</p>  <p>The diagram illustrates the internal architecture of a Cable TV Signal Collector Box. It features three main signal paths originating from a 'Cable TV Input Signal 50MHz-400MHz':</p> <ul style="list-style-type: none"> Path A (Audio Signaling): The input signal is mixed with a 'Local Use Freq. System' and a 'Freq. of Interest At Fixed Freq. ~580MHz Carrier' in a 'MIXER'. The resulting signal passes through a 'FILTER' (labeled 'One TV Channel') and an 'Amplitude Demodulator' to produce a 'TV Baseband Output 0-6MHz'. Path B (Video): The signal from the 'Amplitude Demodulator' is processed by a 'Vertical Blanking Interval Line RCVR' and then a 'Digital Detector & BUFFER'. Path C (Separate Signaling): The signal from the 'Amplitude Demodulator' is processed by an 'Audio Demodulator' (outputting 0-15 KHz), then a 'HIGH PASS FILTER' (outputting 8-15 KHz), and finally a 'Digital Detector'. <p>The outputs of Path B and Path C are fed into a 'Digital Bit Stream' and a 'Digital Recorder'. The 'Digital Bit Stream' also receives input from 'Other Inputs' and is processed by a 'BUFFER Comparator'. The 'Digital Recorder' is connected to a 'PRAM Controller' and an 'Auto Dialer', which in turn interface with a 'Telephone Connection' and a 'Telephone Interface'. A legend at the bottom indicates that solid lines represent 'Signal Flow' and dashed lines represent 'Control Information'.</p> <p>Inventor's Notebook, Ex. 2005, p. 320 (original, p. 19) (highlight added).</p> <p>As shown in the figure below, the microcomputer compares each processed identifier to a predetermined identifier, which is determined at a time prior to receiving the plurality of signals discussed above. Specifically, the identifiers that are received as part of the signals (in the subset of plurality) are compared to the predetermined identifiers (such as tier/pay service identifiers) that are inputted in advance into the Buffer Comparator through "Other Inputs." The microcomputer then processes only the signals with matching identifiers, such as a program on economic/financial planning.</p>

Claim Element	Evidence of Conception
	 <p>The diagram, titled "CABLE TV SIGNAL COLLECTOR BOX - AUDIO, VIDEO & SEPARATE SIGNALING TECHNIQUES", illustrates the internal architecture of a signal collector. An "Input Signal 50MHz-400MHz" enters from the left and passes through a "MIXER" where it is combined with a "Local Use Freq. System" signal. The resulting signal, labeled "Freq. of Interest At Fixed Freq. ~580MHz Carrier", passes through a "FILTER" to produce "One TV Channel". This channel then goes through an "Amplitude Demodulator" to produce a "TV Baseband Output 0-6MHz". From the TV Baseband output, the signal splits into three paths: Path A (Audio), Path B (Video), and Path C (Separate Signaling). Path A leads to an "Audio Demodulator" (0-15 KHz), then a "HIGH PASS FILTER" (8-15 KHz), and finally a "Digital Detector". Path B leads to a "Vertical Blanking Interval Line RCVR" and then a "Digital Detector & BUFFER". Path C leads to a "Digital Detector". The outputs of these digital detectors feed into a "Digital Bit Stream" and a "Digital Recorder". A "PRAM Controller" and "Auto Dialer" are connected to a "Telephone Connection" block, which in turn is connected to a "Telephone Interface". A "BUFFER Comparator" also receives input from the "Digital Bit Stream" and the "Digital Recorder". A legend at the bottom indicates that solid lines represent "Signal Flow" and dashed lines represent "Control Information".</p>
<p>[11e] process only a signal of said subset of said plurality of signals that includes an identifier that matches said predetermined identifier to provide said first medium of said multimedia presentation,</p>	<p>Inventor's Notebook, Ex. 2005, p. 320 (original, p. 19) (highlight added).</p> <p>The Conception Documents disclose controlling a microcomputer to process only a signal of said subset of said plurality of signals that includes an identifier that matches said predetermined identifier to provide said first medium of said multimedia presentation.</p> <p>The Conception Documents show that only the program that includes an identifier that matches the predetermined identifier can provide the first medium (TV program on economic/financial planning) of the multimedia program and it is the one processed.</p>

Claim Element	Evidence of Conception
	<div data-bbox="508 285 1369 495" style="border: 1px solid black; padding: 5px;"> <p>A TV program on economic/financial planning is received and displayed. In the program are embedded instructions that control the computer. The signal processor detects the instructions and inputs them to the computer. At the beginning of the program the instructions cause the computer to compute various projections</p> </div> <p>Grossman Memorandum, Ex. 2004, p. 9 (original, p. 4) (highlight added).</p>
[11f] identify content of said second medium	<p>The Conception Documents disclose controlling a microcomputer to identify content of said second medium.</p> <p>The receiver station identifies content of the second (data) medium. The computer ascertains the substance of the second medium, such as security prices. This determination is required, for example, for keeping only the security prices of the user's portfolio or to have proper data to generate overlay projections.</p> <div data-bbox="508 1056 1369 1310" style="border: 1px solid black; padding: 5px;"> <p>To work properly, the computer must be programmed to hold the viewers securities portfolio (e.g., bonds) and process the received prices and programing instructions. The computer stores relevant prices (e.g. daily closing price, weekly closes, monthly closes as well as current prices). It may also have the capacity to query a data base for unusual information.</p> </div> <p>Grossman Memorandum, Ex. 2004, p. 9 (original, p. 4).</p> <div data-bbox="508 1400 1369 1677" style="border: 1px solid black; padding: 5px;"> <p>In an audience of any size beyond one, each bond trade would see a different graphic representation because each would have different bonds with different grades/maturities/coupons, etc. The program could point out areas of particular sensitivity and would potentially have significant values for users and an impact on the market.</p> </div> <p>Grossman Memorandum, Ex. 2004, p. 10 (original, p. 5).</p>
[11g] generate information	<p>The Conception Documents disclose controlling a microcomputer to generate information based on said second</p>

Claim Element	Evidence of Conception
<p>based on said second medium based on identifying said content of said second medium; and</p>	<p>medium based on identifying said content of said second medium.</p> <p>The microcomputer is controlled to generate information based on the second medium based on identifying said content. For example, the microcomputer generates “various projections” on the basis of viewer’s stored information.</p> <div data-bbox="506 621 1369 903" style="border: 1px solid black; padding: 10px; margin: 10px 0;"> <p>A TV program on economic/financial planning is received and displayed. In the program are embedded instructions that control the computer. The signal processor detects the instructions and inputs them to the computer. At the beginning of the program the instructions cause the computer to compute various projections on the basis of the viewers stored information and construct corresponding graphics that show the projections. The announcer</p> </div> <p>Grossman Memorandum, Ex. 2004, p. 9 (original, p. 4) (highlight added).</p>
<p>[11h] coordinate presentation of said first medium and said information based on said second medium; and</p>	<p>The Conception Documents disclose controlling a microcomputer to coordinate presentation of said first medium and said information based on said second medium.</p> <p>The microcomputer coordinates a presentation of the television transmission of the TV program on economic/financial planning with “various projections.” The “corresponding graphics” are overlaid on the yield curve projection on the screen. The constructed projection is coordinated because it corresponds with the transmitted projection in terms of placement and scale.</p>

Claim Element	Evidence of Conception
	<p data-bbox="524 302 1360 527">To work properly, the computer must be programmed to hold the viewers securities portfolio (e.g., bonds) and process the received prices and programing instructions. The computer stores relevant prices (e.g. daily closing price, weekly closes, monthly closes as well as current prices). It may also have the capacity to query a data base for unusual information.</p> <p data-bbox="524 548 1360 1041">A TV program on economic/financial planning is received and displayed. In the program are embedded instructions that control the computer. The signal processor detects the instructions and inputs them to the computer. At the beginning of the program the instructions cause the computer to compute various projections on the basis of the viewers stored information and construct corresponding graphics that show the projections. The announcer says, "The Fed raised the discount rate today, and here is what our model says is the way the yield curve will react over the coming week." In the TV program, the image of a specific grade of securities -- e.g. S&PA -- is shown. The announcer then says, "On the basis of our yield spread projections, here is what the model projects your portfolio to do over the same period."</p> <p data-bbox="524 1062 1360 1209">At this point a particular instruction is detected that causes the computer to communicate a first graphic to the TV and the TV to display it overlaid on the yield curve projection. Subsequently others of the graphics are shown on embedded command.</p> <p data-bbox="459 1236 1289 1272">Grossman Memorandum, Ex. 2004, p. 9 (original, p. 4).</p> <div data-bbox="505 1360 1369 1757"> </div> <p data-bbox="459 1764 1289 1839">Grossman Memorandum, Ex. 2004, p. 8 (original, p. 3) (highlight added).</p>

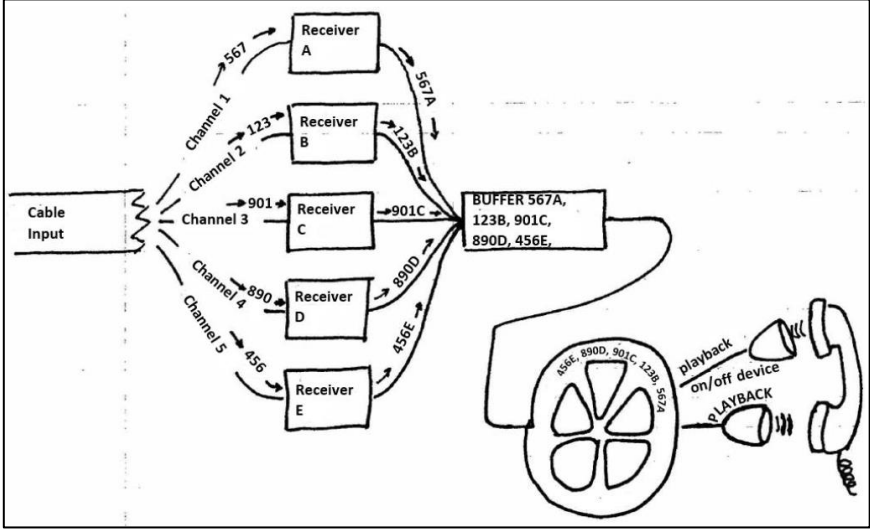
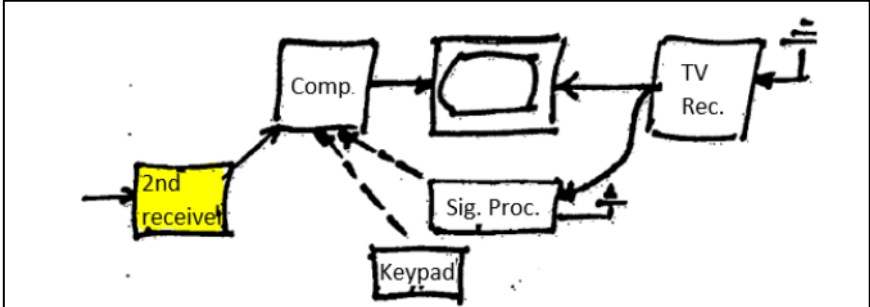
Claim Element	Evidence of Conception
<p>[11i] outputting and displaying said multimedia presentation to a user at said receiver station based on said step of controlling such that content of said first medium has a predetermined relationship to said information based on said second medium and said content of said first medium explains a significance of said information based on said second medium.</p>	<p>The Conception Documents disclose outputting and displaying said multimedia presentation to a user at said receiver station based on said step of controlling such that content of said first medium has a predetermined relationship to said information based on said second medium and said content of said first medium explains a significance of said information based on said second medium</p> <p>The receiver station outputs and displays, based on the step of controlling discussed above, the multimedia presentation to a user.</p>  <p>Grossman Memorandum, Ex. 2004, p. 8 (original, p. 3) (highlight added).</p> <p>The Conception Documents disclose that the substance of the TV program has a predetermined relationship to the user portfolio projection graphics. The user portfolio projections (the information based on the second medium) has a predetermined relationship to the index (yield) projection transmitted as part of the content of the television program on economic/financial planning. In this example, the relationship is the anticipated performance of the user's bond portfolio compared to the performance of the index (yield).</p> <p>The program on economic/financial planning (said medium comprising an identifier that matches said predetermined identifier) comprises commentary and graphics that explain a significance of the combined presentation.</p>

Claim Element	Evidence of Conception
	<div data-bbox="508 323 1370 1247" style="border: 1px solid black; padding: 10px;"> <p>To work properly, the computer must be programmed to hold the viewers securities portfolio (e.g., bonds) and process the received prices and programing instructions. The computer stores relevant prices (e.g. daily closing price, weekly closes, monthly closes as well as current prices). It may also have the capacity to query a data base for unusual information.</p> <p>A TV program on economic/financial planning is received and displayed. In the program are embedded instructions that control the computer. The signal processor detects the instructions and inputs them to the computer. At the beginning of the program the instructions cause the computer to compute various projections on the basis of the viewers stored information and construct corresponding graphics that show the projections. The announcer says, "The Fed raised the discount rate today, and here is what our model says is the way the yield curve will react over the coming week." In the TV program, the image of a specific grade of securities -- e.g. S&PA -- is shown. The announcer then says, "On the basis of our yield spread projections, here is what the model projects your portfolio to do over the same period."</p> <p>At this point a particular instruction is detected that causes the computer to communicate a first graphic to the TV and the TV to display it overlaid on the yield curve projection. Subsequently others of the graphics are shown on embedded command.</p> </div> <p>Grossman Memorandum, Ex. 2004, p. 9 (original, p. 4) (highlight added).</p>
[16a] A method of outputting a multimedia presentation at a receiver station adapted to receive a plurality of media, said method	<p>The Conception Documents disclose a method of outputting a multimedia presentation at a receiver station adapted to receive a plurality of media.</p> <p>The Conception Documents disclose a receiver station.</p>

Claim Element	Evidence of Conception
<p>comprising the steps of:</p>	<div data-bbox="506 279 1369 632"> </div> <p>Grossman Memorandum, Ex. 2004, p. 8 (original, p. 3) (highlight added).</p> <p>The receiver station is adapted to receive a plurality of media such as a television medium (first medium) and a data medium (second medium).</p> <div data-bbox="506 940 1369 1472"> <p>In this drawing the signal processor is detecting data in a second transmission and the “2nd receiver” is inputting data like a modem.</p> </div> <p>Grossman Memorandum, Ex. 2004, p. 8 (original, p. 3) (highlight added).</p> <p>The Conception Documents disclose outputting a multimedia presentation at the receiver station. The first and second media form the multimedia presentation that the receiver station outputs.</p>

Claim Element	Evidence of Conception
	<p data-bbox="526 296 1354 516">To work properly, the computer must be programmed to hold the viewers securities portfolio (e.g., bonds) and process the received prices and programing instructions. The computer stores relevant prices (e.g. daily closing price, weekly closes, monthly closes as well as current prices). It may also have the capacity to query a data base for unusual information.</p> <p data-bbox="526 537 1354 1031">A TV program on economic/financial planning is received and displayed. In the program are embedded instructions that control the computer. The signal processor detects the instructions and inputs them to the computer. At the beginning of the program the instructions cause the computer to compute various projections on the basis of the viewers stored information and construct corresponding graphics that show the projections. The announcer says, "The Fed raised the discount rate today, and here is what our model says is the way the yield curve will react over the coming week." In the TV program, the image of a specific grade of securities -- e.g. S&PA -- is shown. The announcer then says, "On the basis of our yield spread projections, here is what the model projects your portfolio to do over the same period."</p> <p data-bbox="526 1052 1338 1199">At this point a particular instruction is detected that causes the computer to communicate a first graphic to the TV and the TV to display it overlaid on the yield curve projection. Subsequently others of the graphics are shown on embedded command.</p> <p data-bbox="461 1251 1289 1335">Grossman Memorandum, Ex. 2004, p. 9 (original, p. 4) (highlight added).</p>
<p data-bbox="201 1350 428 1890">[16b] receiving, at said receiver station, at least two of said plurality of media from different sources, a first medium of said plurality of media being received in a</p>	<p data-bbox="461 1350 1403 1598">The Conception Documents disclose receiving, at said receiver station, at least two of said plurality of media from different sources, a first medium of said plurality of media being received in a plurality of signals and a second medium of said plurality of media being received in a digital data channel from a remote transmitter station.</p> <p data-bbox="461 1640 1403 1850">The receiver station receives at least two of the plurality of media, such as the television medium and data medium from different sources. The television medium is received in a plurality of signals, such as television transmission signals from a source external to the receiver station. The receiver station</p>

Claim Element	Evidence of Conception
<p>plurality of signals and a second medium of said plurality of media being received in a digital data channel from a remote transmitter station;</p>	<p>receives the digital data medium (second medium) in a digital data channel (such as over a modem) from a remote transmitter.</p> <div data-bbox="505 407 1369 1276" data-label="Diagram"> <p>The TV receiver is shown here as replacing the disk player, but it could also be an added piece of equipment. Obviously the TV transmission is input to the signal processor in such a way that the proper paths are input to the detectors and the instructions are inputted to the computer.</p> <p>To get up-to-date price data, the signal processor could continuously receive a second transmission and input it to the computer, or the computer could receive the prices from another source:</p> <p>In this drawing the signal processor is detecting data in a second transmission and the “2nd receiver” is inputting data like a modem.</p> </div> <p>Grossman Memorandum, Ex. 2004, p. 8 (original, p. 3) (highlight added).</p> <p>The receiver station receives the first medium (television medium) is in a plurality of signals.</p> <div data-bbox="505 1562 1369 1776" data-label="Text"> <p>The TV receiver is shown here as replacing the disk player, but it could also be an added piece of equipment. Obviously the TV transmission is input to the signal processor in such a way that the proper paths are input to the detectors and the instructions are inputted to the computer.</p> </div> <p>Grossman Memorandum, Ex. 2004, p. 7 (original, p. 2).</p>

Claim Element	Evidence of Conception
	<p data-bbox="695 296 1339 352">The signal will start with an identifier that will activate the box and notify it that the signal is to be collected.</p> <p data-bbox="695 367 1325 424">The signal should be transmitted in this briefest, most unobvious way possible.</p> <p data-bbox="914 489 959 506">...</p>  <p data-bbox="456 1092 1403 1129">Inventor's Notebook, Ex. 2005, pp. 305-306 (original, pp. 4-5).</p> <p data-bbox="456 1182 1370 1308">The receiver station receives the digital data medium (second medium) in a digital data channel, from a remote transmitter station, such as over a modem.</p>  <p data-bbox="518 1743 1354 1850">In this drawing the signal processor is detecting data in a second transmission and the "2nd receiver" is inputting data like a modem.</p>

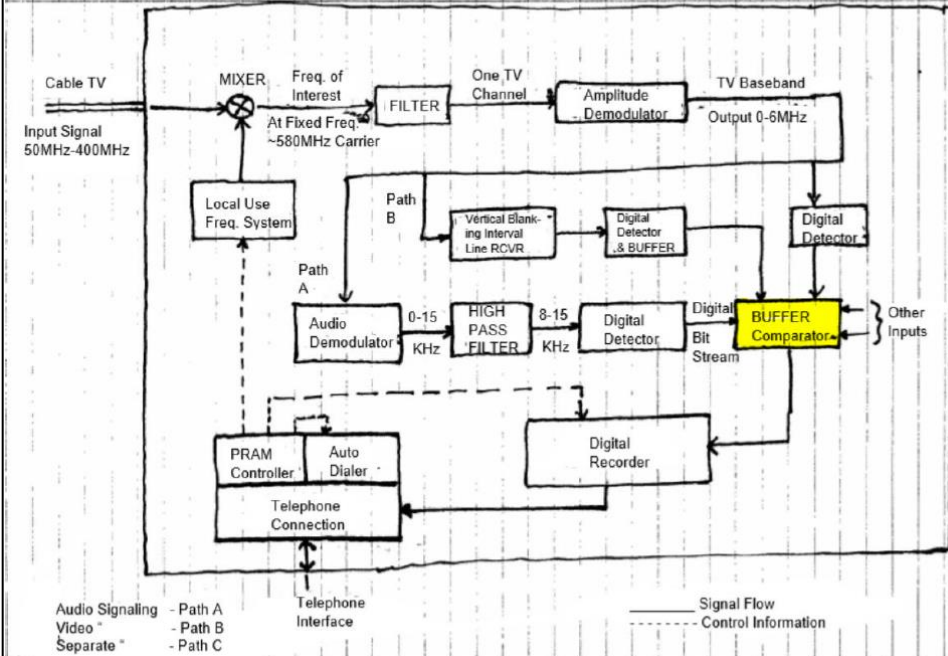
Claim Element	Evidence of Conception
	Grossman Memorandum, Ex. 2004, p. 8 (original, p. 3) (highlight added).
<p>[16c] identifying, using a processor, content of a first medium of said at least two of said plurality of media processing each signal of said plurality of signals, each signal of said plurality of signals including an identifier, and comparing each processed identifier to a predetermined identifier, said predetermined identifier being determined prior to receiving said plurality of media and identifying</p>	<p>The Conception Documents disclose identifying, using a processor, content of a first medium of said at least two of said plurality of media by processing each signal of said plurality of signals, each signal of said plurality of signals including an identifier, and comparing each processed identifier to a predetermined identifier, said predetermined identifier being determined prior to receiving said plurality of media and identifying content of said first medium.</p> <p>The receiver station uses a processor.</p> <div data-bbox="506 886 1370 1226" data-label="Text"> <p>In order for a WICAT like system to be able to present my economic model, the linear video must be able to explain what's going on in the computer. Thus, the computer program must be in the linear video rather than on the floppy disk. Or more relevantly, some of the program must be in the video and some must be on the floppy. The various digital detector paths in our signal processor can detect the embedded computer programming and input it to the computer. Three alternative configurations occur to me:</p> </div> <p>Grossman Memorandum, Ex. 2004, p. 7 (original, p. 2) (highlight added).</p> <div data-bbox="506 1360 1370 1730" data-label="Diagram"> <pre> graph LR 2nd_receiver[2nd receiver] --> Comp[Comp.] Keypad[Keypad] -.-> Comp Comp --> Monitor[Monitor] Monitor --> TV_Rec[TV Rec.] TV_Rec --> Comp TV_Rec --> Sig_Proc[Sig. Proc.] Sig_Proc -.-> Comp </pre> </div> <p>Grossman Memorandum, Ex. 2004, p. 8 (original, p. 3) (highlight added).</p>

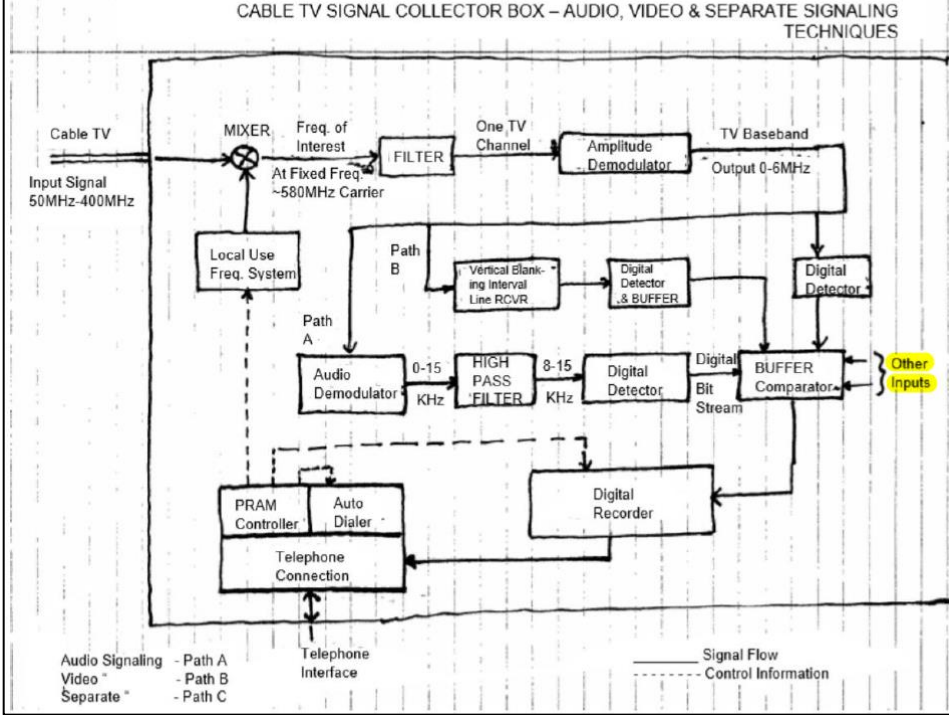
Claim Element	Evidence of Conception
content of said first medium;	<p>Using the processor, the receiver station identifies content of a television medium (first medium), such as being a program on economic/financial planning.</p> <div data-bbox="506 451 1370 1423" style="border: 1px solid black; padding: 10px; margin: 10px 0;"> <p>To work properly, the computer must be programmed to hold the viewers securities portfolio (e.g., bonds) and process the received prices and programing instructions. The computer stores relevant prices (e.g. daily closing price, weekly closes, monthly closes as well as current prices). It may also have the capacity to query a data base for unusual information.</p> <p>A TV program on economic/financial planning is received and displayed. In the program are embedded instructions that control the computer. The signal processor detects the instructions and inputs them to the computer. At the beginning of the program the instructions cause the computer to compute various projections on the basis of the viewers stored information and construct corresponding graphics that show the projections. The announcer says, "The Fed raised the discount rate today, and here is what our model says is the way the yield curve will react over the coming week." In the TV program, the image of a specific grade of securities -- e.g. S&PA -- is shown. The announcer then says, "On the basis of our yield spread projections, here is what the model projects your portfolio to do over the same period."</p> <p>At this point a particular instruction is detected that causes the computer to communicate a first graphic to the TV and the TV to display it overlaid on the yield curve projection. Subsequently others of the graphics are shown on embedded command.</p> </div> <p>Grossman Memorandum, Ex. 2004, p. 9 (original, p. 4) (highlight added).</p> <p>The receiver station processes each signal of the plurality of signals discussed above. Each signal of said plurality includes an identifier. ("The signal will start with an identifier..." as noted below.)</p>

Claim Element	Evidence of Conception
	<div data-bbox="506 279 1370 512"> <p style="text-align: center;"><u>The Signal Collector Box</u></p> <p>OBJECTIVE The signal collector box will be designed to collect signals transmitted electronically. The signals may be transmitted over hard wire or broadcast over the air. The signals may be of any frequency.</p> </div> <p style="text-align: center;">. . .</p> <div data-bbox="506 606 1370 1096"> <p>Initially the box will be used to monitor signals transmitted over cable television where the number of channels being monitored could run from only one to over one hundred. In this application, the box would probably require one receiver unit per cable channel monitored. The receiver unit would receive the signal, add a data bit to identify which channel itself as the receiving receiver unit, and pass the signal on to the recorder through the buffer.</p> <p>The buffer who would provide temporary storage for signals enroute to the recorder. The recorder would have the capacity to process only one signal at a time, and the buffer would permit several receivers to send signals to the recorder simultaneously without any getting lost.</p> </div> <p style="text-align: center;">. . .</p> <div data-bbox="506 1190 1370 1335"> <p>The signal will start with an identifier that will activate the box and notify it that the signal is to be collected.</p> <p>The signal should be transmitted in this briefest, most unobvious way possible.</p> </div> <p style="text-align: center;">. . .</p>

Claim Element	Evidence of Conception		
	<div data-bbox="505 279 1369 806"> </div> <p data-bbox="459 835 1393 926">Inventor's Notebook, Ex. 2005, pp. 305-306 (original, pp. 4-5) (highlight added).</p> <p data-bbox="459 951 1393 1129">The Conception Documents disclose the processor comparing the processed identifier received in the television signal to a predetermined identifier, for example, to determine if a given program matches the viewer's tier/pay service.</p> <div data-bbox="505 1157 1369 1329"> <table border="1"> <tr> <td data-bbox="516 1167 634 1251">TIERS & RATINGS BOXES</td> <td data-bbox="719 1167 1357 1308">It would be useful if the ratings boxes could be a identify which tiers and pay services the viewer could receive. Obviously, this could be stored in the computer and analysis of signals would tell something. But it would be nice if the box signal would regularly disclose this information.</td> </tr> </table> </div> <p data-bbox="459 1335 1284 1377">Inventor's Notebook, Ex. 2005, p. 319 (original, p. 18).</p>	TIERS & RATINGS BOXES	It would be useful if the ratings boxes could be a identify which tiers and pay services the viewer could receive. Obviously, this could be stored in the computer and analysis of signals would tell something. But it would be nice if the box signal would regularly disclose this information.
TIERS & RATINGS BOXES	It would be useful if the ratings boxes could be a identify which tiers and pay services the viewer could receive. Obviously, this could be stored in the computer and analysis of signals would tell something. But it would be nice if the box signal would regularly disclose this information.		

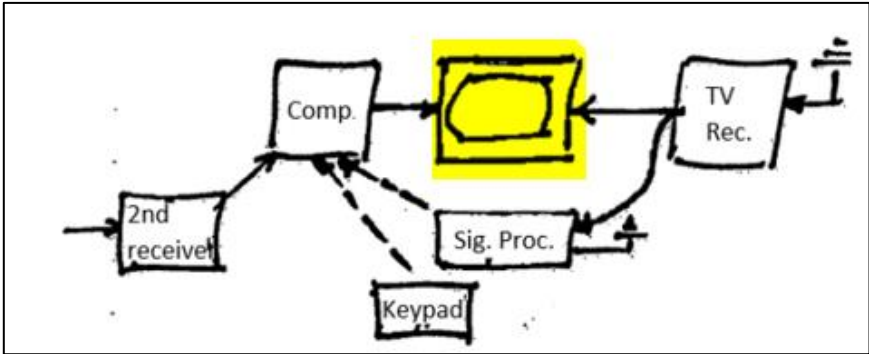
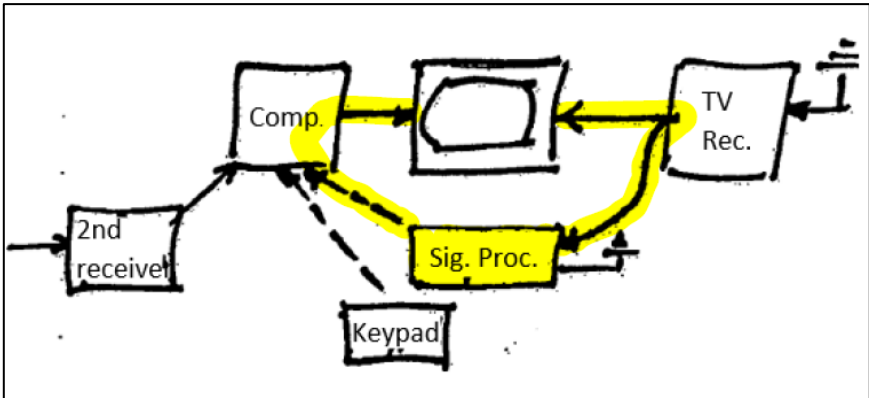
Claim Element	Evidence of Conception
	<p style="text-align: center;">CABLE TV SIGNAL COLLECTOR BOX – AUDIO, VIDEO & SEPARATE SIGNALING TECHNIQUES</p> <p>The diagram illustrates the internal components and signal flow of a Cable TV Signal Collector Box. The process begins with an 'Input Signal 50MHz-400MHz' from 'Cable TV' entering a 'MIXER'. The mixer also receives a 'Local Use Freq. System' signal. The output of the mixer is a 'Freq. of Interest At Fixed Freq. ~580MHz Carrier', which passes through a 'FILTER' (labeled 'One TV Channel') to an 'Amplitude Demodulator', resulting in a 'TV Baseband Output 0-6MHz'. From the TV Baseband output, the signal splits into three paths: Path A (Audio), Path B (Video), and Path C (Separate). Path A goes to an 'Audio Demodulator' (0-15 KHz), then through a 'HIGH PASS FILTER' (8-15 KHz) and a 'Digital Detector' to a 'Digital Recorder'. Path B goes to a 'Vertical Blanking Interval Line RCVR' and a 'Digital Detector & BUFFER', which then feeds into a 'Digital Detector'. Path C goes to a 'Digital Detector'. The outputs of the digital detectors feed into a 'BUFFER Bit Stream' and a 'Digital Recorder'. A 'PRAM Controller' and 'Auto Dialer' are connected to a 'Telephone Connection' block, which is also linked to the 'Digital Recorder'. A 'Telephone Interface' block is also shown. A legend at the bottom indicates: 'Audio Signaling - Path A', 'Video - Path B', 'Separate - Path C', 'Signal Flow' (solid line), and 'Control Information' (dashed line).</p> <p>Inventor's Notebook, Ex. 2005, p. 320 (original, p. 19) (highlight added).</p> <p>The processor compares each processed identifier to a predetermined identifier.</p>

Claim Element	Evidence of Conception
	<p style="text-align: center;">CABLE TV SIGNAL COLLECTOR BOX – AUDIO, VIDEO & SEPARATE SIGNALING TECHNIQUES</p>  <p>The diagram illustrates the internal architecture of a Cable TV Signal Collector Box. It features three main signal paths originating from a 'Cable TV Input Signal 50MHz-400MHz':</p> <ul style="list-style-type: none"> Path A (Audio Signaling): The input signal is mixed with a 'Local Use Freq. System' and a 'Fixed Freq. ~580MHz Carrier' in a 'MIXER'. The resulting signal passes through a 'FILTER' (labeled 'One TV Channel') and an 'Amplitude Demodulator' to produce a 'TV Baseband Output 0-6MHz'. Path B (Video): The signal is filtered and then processed by a 'Vertical Blanking Interval Line RCVR' and a 'Digital Detector & BUFFER'. Path C (Separate Signaling): The signal is filtered and then processed by an 'Audio Demodulator' (outputting 0-15 KHz), a 'HIGH PASS FILTER' (outputting 8-15 KHz), and a 'Digital Detector'. <p>The outputs of Path B and Path C are fed into a 'Digital Bit Stream' and a 'Digital Recorder'. The 'Digital Bit Stream' also receives input from 'Other Inputs' and is processed by a 'BUFFER Comparator'. The 'Digital Recorder' is connected to a 'PRAM Controller' and an 'Auto Dialer', which in turn interface with a 'Telephone Connection' and a 'Telephone Interface'. A legend at the bottom indicates that solid lines represent 'Signal Flow' and dashed lines represent 'Control Information'.</p> <p>Inventor's Notebook, Ex. 2005, p. 320 (original, p. 19) (highlight added).</p> <p>As shown in the below figure, the processor compares each processed identifier to a predetermined identifier, which is determined at a time prior to receiving the plurality of signals discussed above. Specifically, the identifiers that are received as part of the signals (in the subset of plurality) are compared to the predetermined identifiers (such as tier/pay service identifiers) that are inputted in advance into the Buffer Comparator through "Other Inputs." The microcomputer then processes only the signals with matching identifiers, such as a program on economic/financial planning.</p>

Claim Element	Evidence of Conception
	 <p>The diagram, titled "CABLE TV SIGNAL COLLECTOR BOX - AUDIO, VIDEO & SEPARATE SIGNALING TECHNIQUES", illustrates the internal architecture of a signal collector. An "Input Signal 50MHz-400MHz" enters from the left and passes through a "MIXER" where it is combined with a "Local Use Freq. System" signal. The resulting signal, labeled "Freq. of Interest At Fixed Freq. ~580MHz Carrier", passes through a "FILTER" to produce "One TV Channel". This channel then goes through an "Amplitude Demodulator" to yield a "TV Baseband Output 0-6MHz". From this output, three distinct paths emerge: Path A leads to an "Audio Demodulator" (0-15 KHz), which then passes through a "HIGH PASS FILTER" (8-15 KHz) and a "Digital Detector" to produce a "Digital Bit Stream". Path B leads to a "Vertical Blanking Interval Line RCVR" and then a "Digital Detector & BUFFER". Path C leads directly to a "Digital Detector". The "Digital Bit Stream" and signals from the other digital detectors are fed into a "BUFFER Comparator". This comparator is also connected to a "Digital Recorder" and a "Telephone Connection" block. The "Telephone Connection" block includes a "PRAM Controller" and an "Auto Dialer". A legend at the bottom indicates that solid lines represent "Signal Flow" and dashed lines represent "Control Information". A note specifies: "Audio Signaling - Path A, Video - Path B, Separate - Path C".</p>
<p>[16d] processing only a signal of said plurality of signal that includes an identifier that matches said predetermined identifier to provide said first medium;</p>	<p>Inventor's Notebook, Ex. 2005, p. 320 (original, p. 19) (highlight added).</p> <p>The Conception Documents disclose processing only a signal of said plurality of signal that includes an identifier that matches said predetermined identifier to provide said first medium.</p> <p>The Conception Documents show that only the program that includes an identifier that matches the predetermined identifier can provide the first medium (TV program on economic/financial planning) of the multimedia program and it is the one is processed.</p> <div data-bbox="506 1650 1369 1862" style="border: 1px solid black; padding: 10px; margin-top: 20px;"> <p>A TV program on economic/financial planning is received and displayed. In the program are embedded instructions that control the computer. The signal processor detects the instructions and inputs them to the computer. At the beginning of the program the instructions cause the computer to compute various projections</p> </div>

Claim Element	Evidence of Conception
	Grossman Memorandum, Ex. 2004, p. 9 (original, p. 4) (highlight added).
[16e] storing said first medium at said receiver station; and	<p>The Conception Documents disclose storing said first medium at said receiver station.</p> <p>For example, the television program (the first medium) is input to the signal processor, where it is stored, at least temporarily, to support overlay projections.</p> <div data-bbox="505 663 1369 1215" data-label="Diagram"> <p>The TV receiver is shown here as replacing the disk player, but it could also be an added piece of equipment. Obviously the TV transmission is input to the signal processor in such a way that the proper paths are input to the detectors and the instructions are inputted to the computer.</p> </div> <p>Grossman Memorandum, Ex. 2004, p. 9 (original, p. 4) (highlight added).</p>
[16f] identifying content of said second medium;	<p>The Conception Documents disclose identifying content of said second medium.</p> <p>The receiver station identifies content of the second (data) medium. The computer ascertains the substance of the second medium, such as security prices. This determination is required, for example, for keeping only the security prices of the user's portfolio or to have proper data to generate overlay projections.</p>

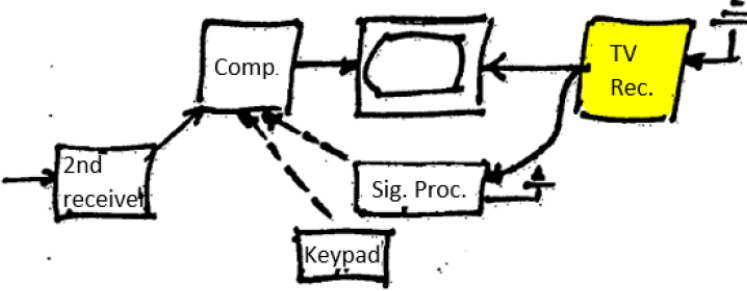
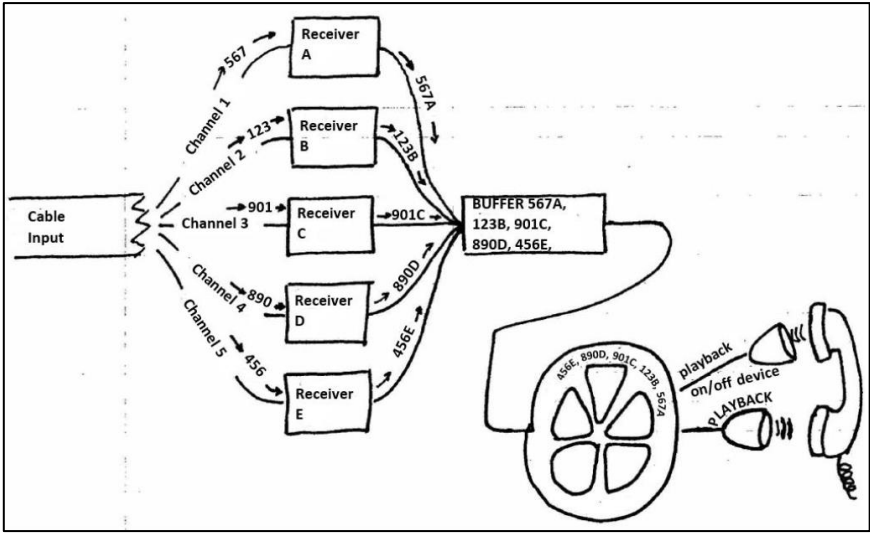
Claim Element	Evidence of Conception
	<div data-bbox="508 279 1370 537" style="border: 1px solid black; padding: 10px; margin-bottom: 10px;"> <p>To work properly, the computer must be programmed to hold the viewers securities portfolio (e.g., bonds) and process the received prices and programing instructions. The computer stores relevant prices (e.g. daily closing price, weekly closes, monthly closes as well as current prices). It may also have the capacity to query a data base for unusual information.</p> </div> <p>Grossman Memorandum, Ex. 2004, p. 9 (original, p. 4).</p> <div data-bbox="508 625 1370 905" style="border: 1px solid black; padding: 10px;"> <p>In an audience of any size beyond one, each bond trade would see a different graphic representation because each would have different bonds with different grades/maturities/coupons, etc. The program could point out areas of particular sensitivity and would potentially have significant values for users and an impact on the market.</p> </div> <p>Grossman Memorandum, Ex. 2004, p. 10 (original, p. 5).</p>
<p>[16g] processing, based on said content of said second medium, said second medium to generate information based on said second medium;</p>	<p>The Conception Documents disclose processing, based on said content of said second medium, said second medium to generate information based on said second medium.</p> <p>The receiver station, based on the content of data (second) medium, processes the data medium to generate information based on it, such as overlay projections.</p> <div data-bbox="508 1293 1370 1577" style="border: 1px solid black; padding: 10px; margin-top: 10px;"> <p>A TV program on economic/financial planning is received and displayed. In the program are embedded instructions that control the computer. The signal processor detects the instructions and inputs them to the computer. At the beginning of the program the instructions cause the computer to compute various projections on the basis of the viewers stored information and construct corresponding graphics that show the projections. The announcer</p> </div> <p>Grossman Memorandum, Ex. 2004, p. 9 (original, p. 4) (highlight added).</p>
<p>[16h] outputting and displaying said multimedia</p>	<p>The Conception Documents disclose outputting and displaying said multimedia presentation, said multimedia presentation comprising a coordinated presentation of information included in said first medium and said generated information based on</p>

Claim Element	Evidence of Conception
<p>presentation, said multimedia presentation comprising a coordinated presentation of information included in said first medium and said generated information based on said second medium, said information included in said first medium having a predetermined relationship to said generated information based on said second medium and said information included in said first medium explaining a significance of said generated information based on said</p>	<p>said second medium, said information included in said first medium having a predetermined relationship to said generated information based on said second medium and said information included in said first medium explaining a significance of said generated information based on said second medium.</p> <p>The receiver station outputs and displays the multimedia presentation.</p>  <p>Grossman Memorandum, Ex. 2004, p. 8 (original, p. 3) (highlight added).</p> <p>The multimedia presentation comprises a coordinated presentation of television program, such as a program on economic financial planning, and the generated information discussed in 16[g], such as overlay projections. The presentation is coordinated because the “corresponding graphics” are overlaid on the yield curve projection on the screen and correspond to them in terms of placement and scale.</p> 

Claim Element	Evidence of Conception
second medium.	<p data-bbox="456 285 1284 363">Grossman Memorandum, Ex. 2004, p. 8 (original, p. 3) (highlight added).</p> <p data-bbox="456 411 1406 835">The Conception Documents disclose that the information included in TV program (first medium) has a predetermined relationship to the generated overlay projection graphics (generated information based on said second medium). The user portfolio projections have a predetermined relationship to the index (yield) projection transmitted as part of the content of the television program on economic/financial planning. In this example, the relationship is the anticipated performance of the user's bond portfolio compared to the performance of the index (yield).</p> <p data-bbox="456 884 1377 1045">The program on economic/financial planning comprises commentary and graphics (information included in the first medium) explain a significance of the generated user-specific graphic overlays.</p>

Claim Element	Evidence of Conception
	<p>To work properly, the computer must be programmed to hold the viewers securities portfolio (e.g., bonds) and process the received prices and programing instructions. The computer stores relevant prices (e.g. daily closing price, weekly closes, monthly closes as well as current prices). It may also have the capacity to query a data base for unusual information.</p> <p>A TV program on economic/financial planning is received and displayed. In the program are embedded instructions that control the computer. The signal processor detects the instructions and inputs them to the computer. At the beginning of the program the instructions cause the computer to compute various projections on the basis of the viewers stored information and construct corresponding graphics that show the projections. The announcer says, "The Fed raised the discount rate today, and here is what our model says is the way the yield curve will react over the coming week." In the TV program, the image of a specific grade of securities -- e.g. S&PA -- is shown. The announcer then says, "On the basis of our yield spread projections, here is what the model projects your portfolio to do over the same period."</p> <p>At this point a particular instruction is detected that causes the computer to communicate a first graphic to the TV and the TV to display it overlaid on the yield curve projection. Subsequently others of the graphics are shown on embedded command.</p> <p>Grossman Memorandum, Ex. 2004, p. 9 (original, p. 4) (highlight added).</p>
[20a] A method of outputting a multimedia presentation at a receiver station having an output device, said method comprising the steps of:	<p>The Conception Documents disclose a method of outputting a multimedia presentation at a receiver station having an output device.</p> <p>The Conception Documents disclose a receiver station having an output device.</p>

Claim Element	Evidence of Conception
	<div data-bbox="506 279 1369 632"> </div> <p data-bbox="459 636 1282 716">Grossman Memorandum, Ex. 2004, p. 8 (original, p. 3) (highlight added).</p> <div data-bbox="506 762 1369 1665"> <p data-bbox="532 766 1359 989">To work properly, the computer must be programmed to hold the viewers securities portfolio (e.g., bonds) and process the received prices and programing instructions. The computer stores relevant prices (e.g. daily closing price, weekly closes, monthly closes as well as current prices). It may also have the capacity to query a data base for unusual information.</p> <p data-bbox="532 1010 1359 1497">A TV program on economic/financial planning is received and displayed. In the program are embedded instructions that control the computer. The signal processor detects the instructions and inputs them to the computer. At the beginning of the program the instructions cause the computer to compute various projections on the basis of the viewers stored information and construct corresponding graphics that show the projections. The announcer says, "The Fed raised the discount rate today, and here is what our model says is the way the yield curve will react over the coming week." In the TV program, the image of a specific grade of securities -- e.g. S&PA -- is shown. The announcer then says, "On the basis of our yield spread projections, here is what the model projects your portfolio to do over the same period."</p> <p data-bbox="532 1518 1359 1661">At this point a particular instruction is detected that causes the computer to communicate a first graphic to the TV and the TV to display it overlaid on the yield curve projection. Subsequently others of the graphics are shown on embedded command.</p> </div> <p data-bbox="459 1669 1291 1707">Grossman Memorandum, Ex. 2004, p. 9 (original, p. 4).</p>
[20b] receiving a plurality of signals from a	The Conception Documents disclose receiving a plurality of signals from a source external to said receiver station:

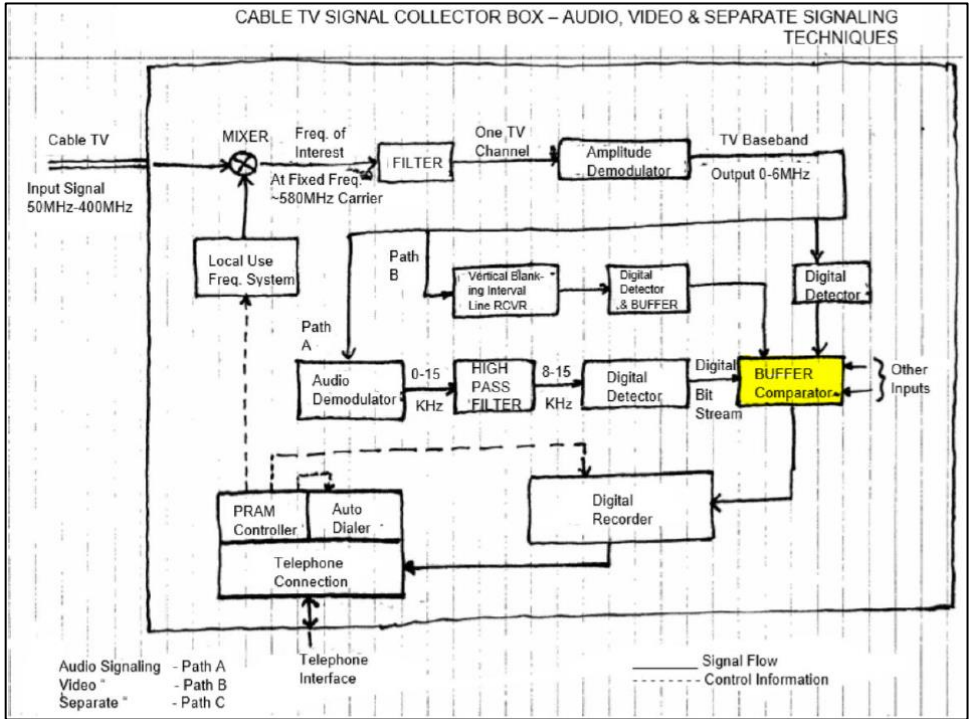
Claim Element	Evidence of Conception
<p>source external to said receiver station:</p>	<div data-bbox="506 281 1370 793">  <p>In this drawing the signal processor is detecting data in a second transmission and the “2nd receiver” is inputting data like a modem.</p> </div> <p>Grossman Memorandum, Ex. 2004, p. 8 (original, p. 3) (highlight added).</p> <p>For example, the receiver station receives five television channels (signals).</p> <div data-bbox="506 1056 1370 1585">  </div> <p>Inventor's Notebook, Ex. 2005, p. 306 (original, p. 5).</p>
<p>[20c] identifying, using a processor, content of a</p>	<p>The Conception Documents disclose identifying, using a processor, content of a first medium to be output in said multimedia presentation by processing said plurality of signals, each of said plurality of signals including an identifier, and comparing each said identifier with a predetermined identifier,</p>

Claim Element	Evidence of Conception
<p>first medium to be output in said multimedia presentation by:</p> <p>processing said plurality of signals, each of said plurality of signals including an identifier, and comparing each said identifier with a predetermined identifier, said predetermined identifier determined prior to receiving said plurality of signals and identifying content of said first medium;</p>	<p>said predetermined identifier determined prior to receiving said plurality of signals and identifying content of said first medium; processing only a signal of said plurality of signal that includes an identifier that matches said predetermined identifier to provide said first medium.</p> <p>The Conception Documents disclose the receiver station using a processor.</p> <div data-bbox="506 623 1370 963" data-label="Text"> <p>In order for a WICAT like system to be able to present my economic model, the linear video must be able to explain what's going on in the computer. Thus, the computer program must be in the linear video rather than on the floppy disk. Or more relevantly, some of the program must be in the video and some must be on the floppy. The various digital detector paths in our signal processor can detect the embedded computer programming and input it to the computer. Three alternative configurations occur to me:</p> </div> <p>Grossman Memorandum, Ex. 2004, p. 7 (original, p. 2) (highlight added).</p> <div data-bbox="506 1096 1370 1465" data-label="Diagram"> </div> <p>Grossman Memorandum, Ex. 2004, p. 8 (original, p. 3) (highlight added).</p> <p>Using the processor, the receiver station identifies content of a television medium (first medium), such as being a program on economic/financial planning.</p>

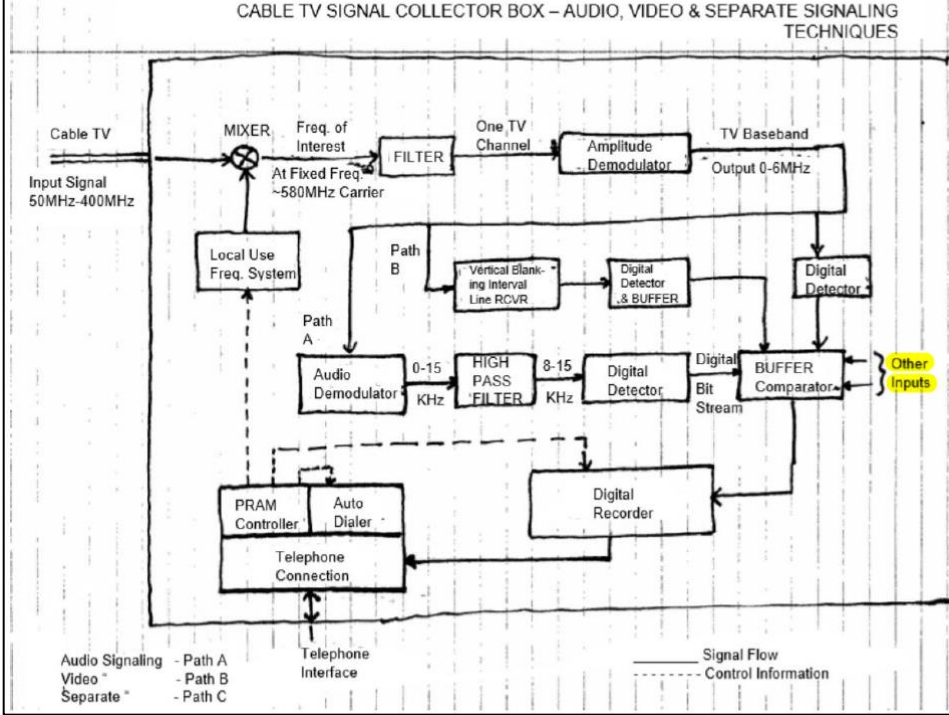
Claim Element	Evidence of Conception
	<p data-bbox="518 302 1360 527">To work properly, the computer must be programmed to hold the viewers securities portfolio (e.g., bonds) and process the received prices and programing instructions. The computer stores relevant prices (e.g. daily closing price, weekly closes, monthly closes as well as current prices). It may also have the capacity to query a data base for unusual information.</p> <p data-bbox="518 550 1360 1213"> A TV program on economic/financial planning is received and displayed. In the program are embedded instructions that control the computer. The signal processor detects the instructions and inputs them to the computer. At the beginning of the program the instructions cause the computer to compute various projections on the basis of the viewers stored information and construct corresponding graphics that show the projections. The announcer says, "The Fed raised the discount rate today, and here is what our model says is the way the yield curve will react over the coming week." In the TV program, the image of a specific grade of securities -- e.g. S&PA -- is shown. The announcer then says, "On the basis of our yield spread projections, here is what the model projects your portfolio to do over the same period."</p> <p data-bbox="518 1066 1360 1213">At this point a particular instruction is detected that causes the computer to communicate a first graphic to the TV and the TV to display it overlaid on the yield curve projection. Subsequently others of the graphics are shown on embedded command.</p> <p data-bbox="459 1283 1281 1367">Grossman Memorandum, Ex. 2004, p. 9 (original, p. 4) (highlight added).</p> <p data-bbox="459 1413 1401 1535">The receiver station processes the plurality of signals discussed above. Each signal of said plurality includes an identifier. ("The signal will start with an identifier..." as noted below.)</p> <div data-bbox="505 1583 1369 1814"> <p data-bbox="886 1604 1143 1629" style="text-align: center;"><u>The Signal Collector Box</u></p> <p data-bbox="526 1661 659 1686">OBJECTIVE</p> <p data-bbox="693 1661 1338 1772">The signal collector box will be designed to collect signals transmitted electronically. The signals may be transmitted over hard wire or broadcast over the air. The signals may be of any frequency.</p> </div>

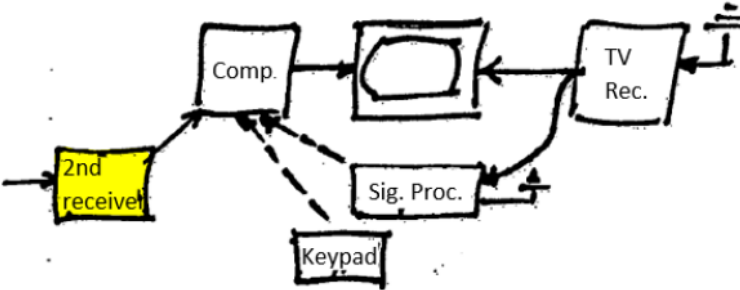
Claim Element	Evidence of Conception
	<p style="text-align: center;">...</p> <div data-bbox="506 348 1370 837" style="border: 1px solid black; padding: 10px; margin: 10px 0;"> <p>Initially the box will be used to monitor signals transmitted over cable television where the number of channels being monitored could run from only one to over one hundred. In this application, the box would probably require one receiver unit per cable channel monitored. The receiver unit would receive the signal, add a data bit to identify which channel itself as the receiving receiver unit, and pass the signal on to the recorder through the buffer.</p> <p>The buffer who would provide temporary storage for signals enroute to the recorder. The recorder would have the capacity to process only one signal at a time, and the buffer would permit several receivers to send signals to the recorder simultaneously without any getting lost.</p> </div> <p style="text-align: center;">...</p> <div data-bbox="506 932 1370 1077" style="border: 1px solid black; padding: 10px; margin: 10px 0;"> <p>The signal will start with an identifier that will activate the box and notify it that the signal is to be collected.</p> <p>The signal should be transmitted in this briefest, most unobvious way possible.</p> </div> <p style="text-align: center;">...</p> <div data-bbox="506 1173 1370 1703" style="border: 1px solid black; padding: 10px; margin: 10px 0;"> </div> <p>Inventor's Notebook, Ex. 2005, pp. 305-306 (original, pp. 4-5) (highlight added).</p>

Claim Element	Evidence of Conception
	<p>The Conception Documents disclose the comparison performed by the processor to determine, for example, if a given program matches the viewer's tier/pay service.</p> <div data-bbox="506 409 1369 581" style="border: 1px solid black; padding: 10px; margin: 10px 0;"> <p>TIERS & RATINGS BOXES</p> <p>It would be useful if the ratings boxes could be a identify which tiers and pay services the viewer could receive. Obviously, this could be stored in the computer and analysis of signals would tell something. But it would be nice if the box signal would regularly disclose this information.</p> </div> <p>Inventor's Notebook, Ex. 2005, p. 319 (original, p. 18).</p> <div data-bbox="459 674 1421 1383" style="border: 1px solid black; padding: 10px; margin: 10px 0;"> <p style="text-align: center;">CABLE TV SIGNAL COLLECTOR BOX – AUDIO, VIDEO & SEPARATE SIGNALING TECHNIQUES</p> </div> <p>Inventor's Notebook, Ex. 2005, p. 320 (original, p. 19) (highlight added).</p> <p>As shown in the figure below, the processor compares identifier to a predetermiend identifier, which is determined at a time prior to receiving the plurality of signals discussed above. Specifically, the identifiers that are received as part of the signals are compared to the predetermiend identifiers (such as tier/pay service identifiers) that are inputted in advance into the Buffer Comparator through "Other Inputs." The processor then processes only the signals with matching identifiers, such as a program on economic/financial planning.</p>

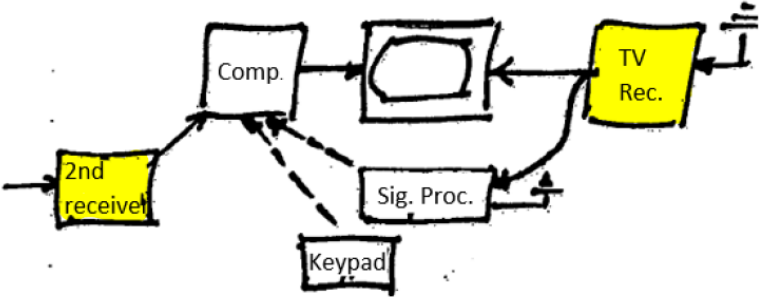
Claim Element	Evidence of Conception
	 <p>The diagram, titled "CABLE TV SIGNAL COLLECTOR BOX – AUDIO, VIDEO & SEPARATE SIGNALING TECHNIQUES", illustrates the internal architecture of a signal collector. It starts with an "Input Signal 50MHz-400MHz" from a "Cable TV" source, which enters a "MIXER". The mixer also receives a "Local Use Freq. System" and outputs a "Freq. of Interest At Fixed Freq. ~580MHz Carrier". This signal passes through a "FILTER" (labeled "One TV Channel") to an "Amplitude Demodulator", which produces a "TV Baseband Output 0-6MHz".</p> <p>The TV baseband signal is then split into three paths: <ul style="list-style-type: none"> Path A (Audio Signaling): Goes through an "Audio Demodulator" (0-15 KHz), a "HIGH PASS FILTER" (8-15 KHz), and a "Digital Detector" to produce a "Digital Bit Stream". This stream is then processed by a "BUFFER Comparator" (highlighted in yellow) and sent to a "Digital Recorder". Path B (Video): Goes through a "Vertical Blanking Interval Line RCVR" and a "Digital Detector & BUFFER" to the same "Digital Recorder". Path C (Separate): Goes directly to the "Digital Recorder". </p> <p>Control and interface components include a "PRAM Controller" and "Auto Dialer" connected to a "Telephone Connection" and a "Telephone Interface". A "Digital Detector" also receives "Other Inputs". A legend at the bottom indicates that solid lines represent "Signal Flow" and dashed lines represent "Control Information".</p>

Inventor's Notebook, Ex. 2005, p. 320 (original, p. 19) (highlight added).

Claim Element	Evidence of Conception
	 <p>The diagram, titled "CABLE TV SIGNAL COLLECTOR BOX - AUDIO, VIDEO & SEPARATE SIGNALING TECHNIQUES", illustrates the signal processing flow. An "Input Signal 50MHz-400MHz" enters a "MIXER" where it is combined with a "Local Use Freq. System" (At Fixed Freq. ~580MHz Carrier). The output goes through a "FILTER" to isolate "One TV Channel". This signal then passes through an "Amplitude Demodulator" to produce a "TV Baseband Output 0-6MHz". From here, the signal splits into three paths: Path A (Audio), Path B (Video), and Path C (Separate Signaling). Path A goes through an "Audio Demodulator" (0-15 KHz) and a "HIGH PASS FILTER" (8-15 KHz) to a "Digital Detector". Path B goes through a "Vertical Blanking Interval Line RCVR" to a "Digital Detector & BUFFER". Path C goes through a "Digital Detector". All three digital detectors feed into a "BUFFER Comparator", which produces a "Digital Bit Stream". This stream is then processed by a "Digital Recorder". A "Telephone Connection" block, containing a "PRAM Controller" and an "Auto Dialer", is connected to the "Digital Recorder" and the "Local Use Freq. System". A legend at the bottom indicates: "Audio Signaling - Path A", "Video - Path B", "Separate - Path C", "Telephone Interface", "Signal Flow" (solid line), and "Control Information" (dashed line). A yellow highlight is present on the "Other Inputs" label.</p>
<p>[20d] processing only a signal of said plurality of signal that includes an identifier that matches said predetermined identifier to provide said first medium;</p>	<p>Inventor's Notebook, Ex. 2005, p. 320 (original, p. 19) (highlight added).</p> <p>The Conception Documents disclose processing only a signal of said plurality of signal that includes an identifier that matches said predetermined identifier to provide said first medium.</p> <p>The Conception Documents show that only the signal that includes an identifier that matches the predetermined identifier can provide the first medium (TV program on economic/financial planning) of the multimedia program and it is the one is processed.</p> <div data-bbox="508 1566 1369 1780" style="border: 1px solid black; padding: 5px;"> <p>A TV program on economic/financial planning is received and displayed. In the program are embedded instructions that control the computer. The signal processor detects the instructions and inputs them to the computer. At the beginning of the program the instructions cause the computer to compute various projections</p> </div> <p>Grossman Memorandum, Ex. 2004, p. 9 (original, p. 4) (highlight added).</p>

Claim Element	Evidence of Conception
<p>[20e] processing a control signal at said receiver station that causes execution of processor instructions to process data received in a second medium from an external source to create a series of discrete video images, wherein said second medium is not included in said plurality of signals;</p>	<p>The Conception Documents disclose processing a control signal at said receiver station that causes execution of processor instructions to process data received in a second medium from an external source to create a series of discrete video images, wherein said second medium is not included in said plurality of signals</p> <p>The receiver station receives data in a second (data) medium from an external source.</p> <div data-bbox="505 709 1370 1602" data-label="Diagram"> <p>The TV receiver is shown here as replacing the disk player, but it could also be an added piece of equipment. Obviously the TV transmission is input to the signal processor in such a way that the proper paths are input to the detectors and the instructions are inputted to the computer.</p> <p>To get up-to-date price data, the signal processor could continuously receive a second transmission and input it to the computer, or the computer could receive the prices from another source:</p>  <pre> graph LR 2nd_receiver[2nd receiver] --> Comp[Comp.] TV_Rec[TV Rec.] --> Sig_Proc[Sig. Proc.] TV_Rec --> Comp Comp --> Sig_Proc Keypad[Keypad] -.-> Sig_Proc </pre> <p>In this drawing the signal processor is detecting data in a second transmission and the “2nd receiver” is inputting data like a modem.</p> </div> <p>Grossman Memorandum, Ex. 2004, p. 8 (original, p. 3) (highlight added).</p> <p>The Conception Documents disclose the receiver station processing a control signal. The control signal causes execution of processor instructions to process the second medium data to</p>

Claim Element	Evidence of Conception
	<p>create a series of discrete video images, such as overlay projections.</p> <div data-bbox="506 409 1369 1308" style="border: 1px solid black; padding: 10px;"> <p>To work properly, the computer must be programmed to hold the viewers securities portfolio (e.g., bonds) and process the received prices and programing instructions. The computer stores relevant prices (e.g. daily closing price, weekly closes, monthly closes as well as current prices). It may also have the capacity to query a data base for unusual information.</p> <p>A TV program on economic/financial planning is received and displayed. In the program are embedded instructions that control the computer. The signal processor detects the instructions and inputs them to the computer. At the beginning of the program the instructions cause the computer to compute various projections on the basis of the viewers stored information and construct corresponding graphics that show the projections. The announcer says, "The Fed raised the discount rate today, and here is what our model says is the way the yield curve will react over the coming week." In the TV program, the image of a specific grade of securities -- e.g. S&PA -- is shown. The announcer then says, "On the basis of our yield spread projections, here is what the model projects your portfolio to do over the same period."</p> <p>At this point a particular instruction is detected that causes the computer to communicate a first graphic to the TV and the TV to display it overlaid on the yield curve projection. Subsequently others of the graphics are shown on embedded command.</p> </div> <p>Grossman Memorandum, Ex. 2004, p. 9 (original, p. 4) (highlight added).</p> <p>The second (data) medium is not included in the plurality of television signals discussed above.</p>

Claim Element	Evidence of Conception
	<div data-bbox="506 281 1369 810">  <p data-bbox="511 682 1364 793">In this drawing the signal processor is detecting data in a second transmission and the “2nd receiver” is inputting data like a modem.</p> </div> <p data-bbox="457 816 1282 898">Grossman Memorandum, Ex. 2004, p. 8 (original, p. 3) (highlight added).</p>
[20f] causing a video image of said series of discrete video images to be output and displayed subsequent to said step of identifying; and	<p data-bbox="457 911 1390 1031">The Conception Documents disclose causing a video image of said series of discrete video images to be output and displayed subsequent to said step of identifying.</p> <p data-bbox="457 1079 1390 1289">The first graphic (in the above citation) is output and displayed after the step of identifying discussed above, because the receiver station received the instruction causing the generation of the graphic (overlay projection) embedded in the television program transmitted in the identified signals.</p>

Claim Element	Evidence of Conception
	<p>To work properly, the computer must be programmed to hold the viewers securities portfolio (e.g., bonds) and process the received prices and programing instructions. The computer stores relevant prices (e.g. daily closing price, weekly closes, monthly closes as well as current prices). It may also have the capacity to query a data base for unusual information.</p> <p>A TV program on economic/financial planning is received and displayed. In the program are embedded instructions that control the computer. The signal processor detects the instructions and inputs them to the computer. At the beginning of the program the instructions cause the computer to compute various projections on the basis of the viewers stored information and construct corresponding graphics that show the projections. The announcer says, "The Fed raised the discount rate today, and here is what our model says is the way the yield curve will react over the coming week." In the TV program, the image of a specific grade of securities -- e.g. S&PA -- is shown. The announcer then says, "On the basis of our yield spread projections, here is what the model projects your portfolio to do over the same period."</p> <p>At this point a particular instruction is detected that causes the computer to communicate a first graphic to the TV and the TV to display it overlaid on the yield curve projection. Subsequently others of the graphics are shown on embedded command.</p> <p>Grossman Memorandum, Ex. 2004, p. 9 (original, p. 4) (highlight added).</p>
[20g] combining said outputted video image into said multimedia presentation at said output device based on said step of causing to be output, said	<p>The Conception Documents disclose combining said outputted video image into said multimedia presentation at said output device based on said step of causing to be output, said multimedia presentation comprising said first medium and said outputted video image of said series of discrete video images, said first medium having a predetermined relationship to said series of discrete video images and said first medium explaining a significance of said video image of said series of discrete video images.</p> <p>The receiver station combines the overlay graphic (outputted video image) into the multimedia presentation at the output</p>

Claim Element	Evidence of Conception
<p>multimedia presentation comprising said first medium and said outputted video image of said series of discrete video images, said first medium having a predetermined relationship to said series of discrete video images and said first medium explaining a significance of said video image of said series of discrete video images.</p>	<p>device. The combining is based on the step of causing to be output discussed in 20[e].</p> <div data-bbox="505 407 1369 758" data-label="Diagram"> </div> <p>Grossman Memorandum, Ex. 2004, p. 8 (original, p. 3) (highlight added).</p> <p>The multimedia presentation comprising the program on economic/financial planning (first medium) and the graphic overlay (the outputted video image).</p> <p>The Conception Documents disclose that the information included in TV program (first medium) has a predetermined relationship to the generated overlay projection graphics (the series of discrete video images). The index (yield) projection transmitted as part of the content of the television program on economic/financial planning has a predetermined relationship to the user portfolio projections. In this example, the relationship is the anticipated performance of the user's bond portfolio compared to the performance of the index (yield).</p> <p>The program on economic/financial planning comprises commentary and graphics (information included in the first medium) that explain a significance of the generated user-specific graphic overlays.</p>

Claim Element	Evidence of Conception
	<p>To work properly, the computer must be programmed to hold the viewers securities portfolio (e.g., bonds) and process the received prices and programing instructions. The computer stores relevant prices (e.g. daily closing price, weekly closes, monthly closes as well as current prices). It may also have the capacity to query a data base for unusual information.</p> <p>A TV program on economic/financial planning is received and displayed. In the program are embedded instructions that control the computer. The signal processor detects the instructions and inputs them to the computer. At the beginning of the program the instructions cause the computer to compute various projections on the basis of the viewers stored information and construct corresponding graphics that show the projections. The announcer says, "The Fed raised the discount rate today, and here is what our model says is the way the yield curve will react over the coming week." In the TV program, the image of a specific grade of securities -- e.g. S&PA -- is shown. The announcer then says, "On the basis of our yield spread projections, here is what the model projects your portfolio to do over the same period."</p> <p>At this point a particular instruction is detected that causes the computer to communicate a first graphic to the TV and the TV to display it overlaid on the yield curve projection. Subsequently others of the graphics are shown on embedded command.</p> <p>Grossman Memorandum, Ex. 2004, p. 9 (original, p. 4) (highlight added).</p>