



US008359016B2

(12) **United States Patent**
Lindeman et al.

(10) **Patent No.:** **US 8,359,016 B2**
(45) **Date of Patent:** **Jan. 22, 2013**

(54) **MANAGEMENT OF MOBILE APPLICATIONS**

(75) Inventors: **Jesse Wagner Lindeman**, San Jose, CA (US); **Thomas Edward Wagner**, San Jose, CA (US)

(73) Assignee: **Mobile Iron, Inc.**, Mountain View, CA (US)

(*) Notice: Subject to any disclaimer, the term of this patent is extended or adjusted under 35 U.S.C. 154(b) by 84 days.

(21) Appl. No.: **12/950,933**

(22) Filed: **Nov. 19, 2010**

(65) **Prior Publication Data**

US 2012/0129503 A1 May 24, 2012

(51) **Int. Cl.**
H04W 4/00 (2009.01)

(52) **U.S. Cl.** **455/414.1**; 705/1.1; 726/6

(58) **Field of Classification Search** 455/414.1, 455/456.1, 456.3; 713/176; 705/1.1; 726/6
See application file for complete search history.

(56) **References Cited**

U.S. PATENT DOCUMENTS

6,151,606	A	11/2000	Mendez
7,702,322	B1	4/2010	Maurya et al.
7,970,386	B2	6/2011	Bhat et al.
8,012,219	B2	9/2011	Mendez et al.
2009/0254753	A1*	10/2009	De Atley et al. 713/176

* cited by examiner

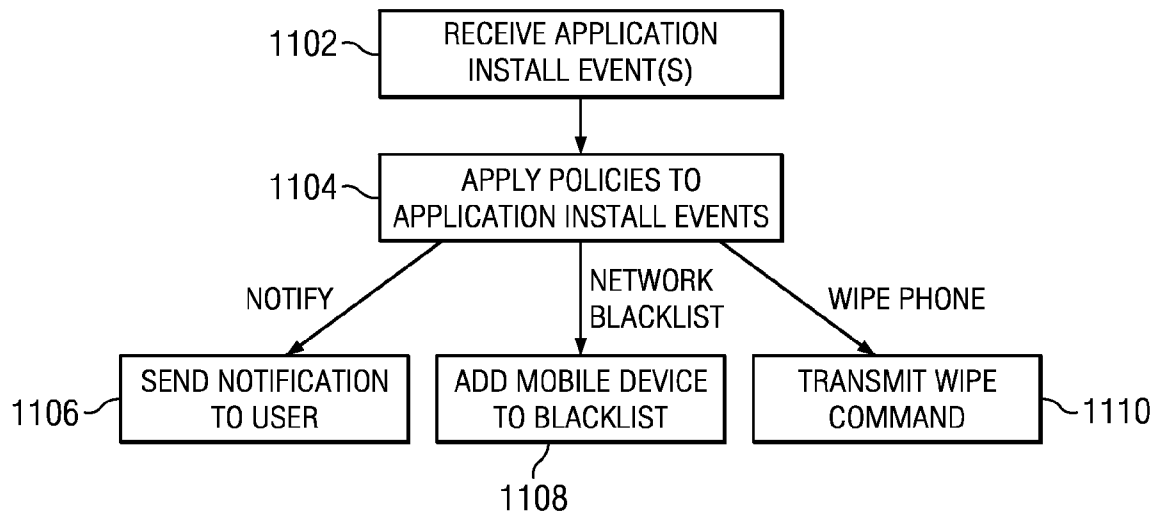
Primary Examiner — Phuoc Doan

(74) *Attorney, Agent, or Firm* — Van Pelt, Yi & James LLP

(57) **ABSTRACT**

In particular implementations, a mobile device management system allows network administrators to control the distribution and publication of applications to mobile device users in an enterprise network.

20 Claims, 11 Drawing Sheets



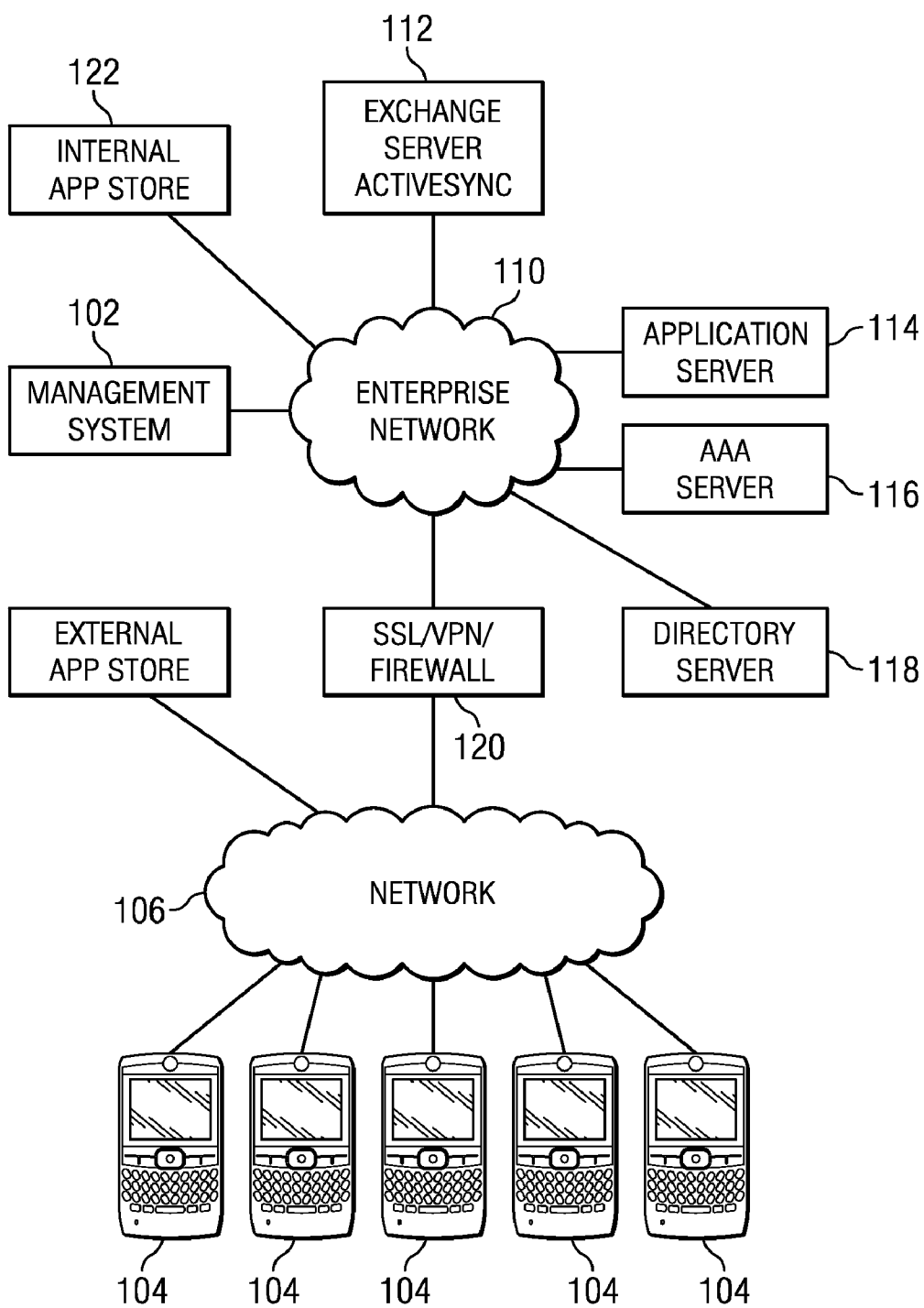


FIG. 1

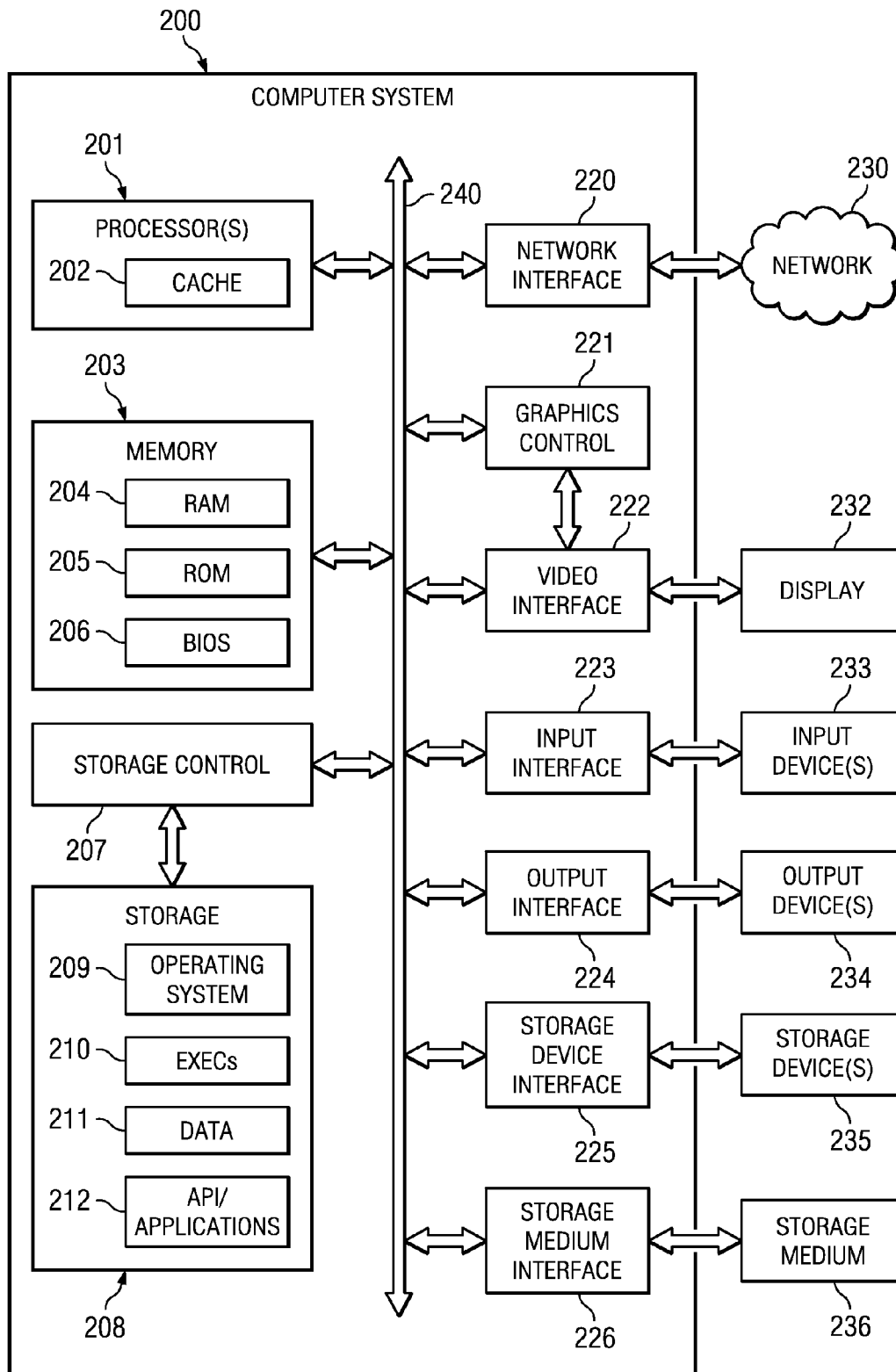


FIG. 2

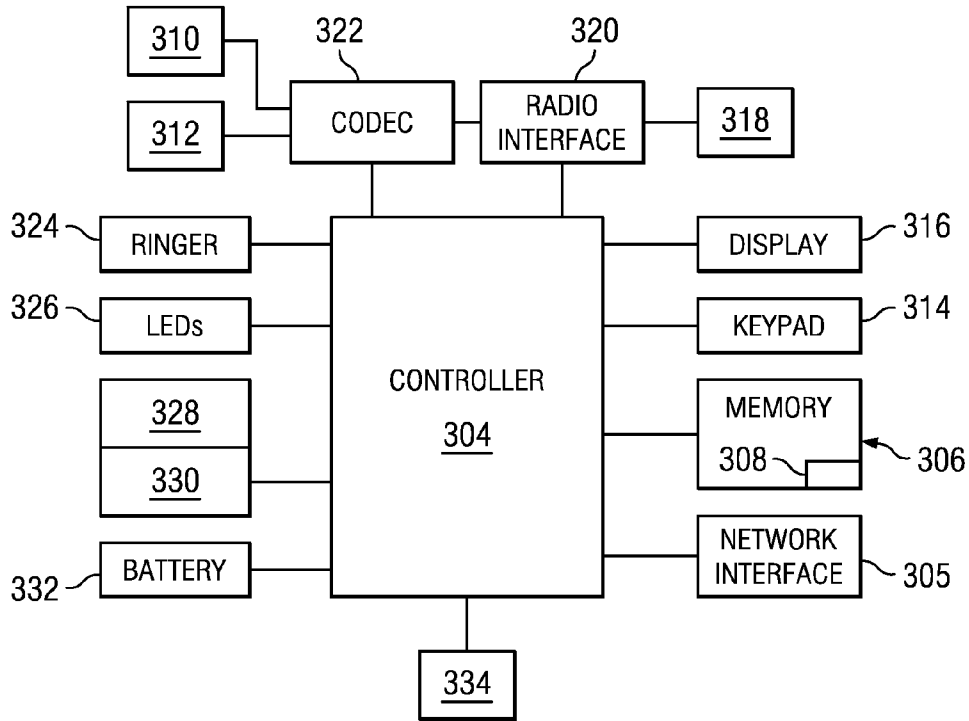


FIG. 3

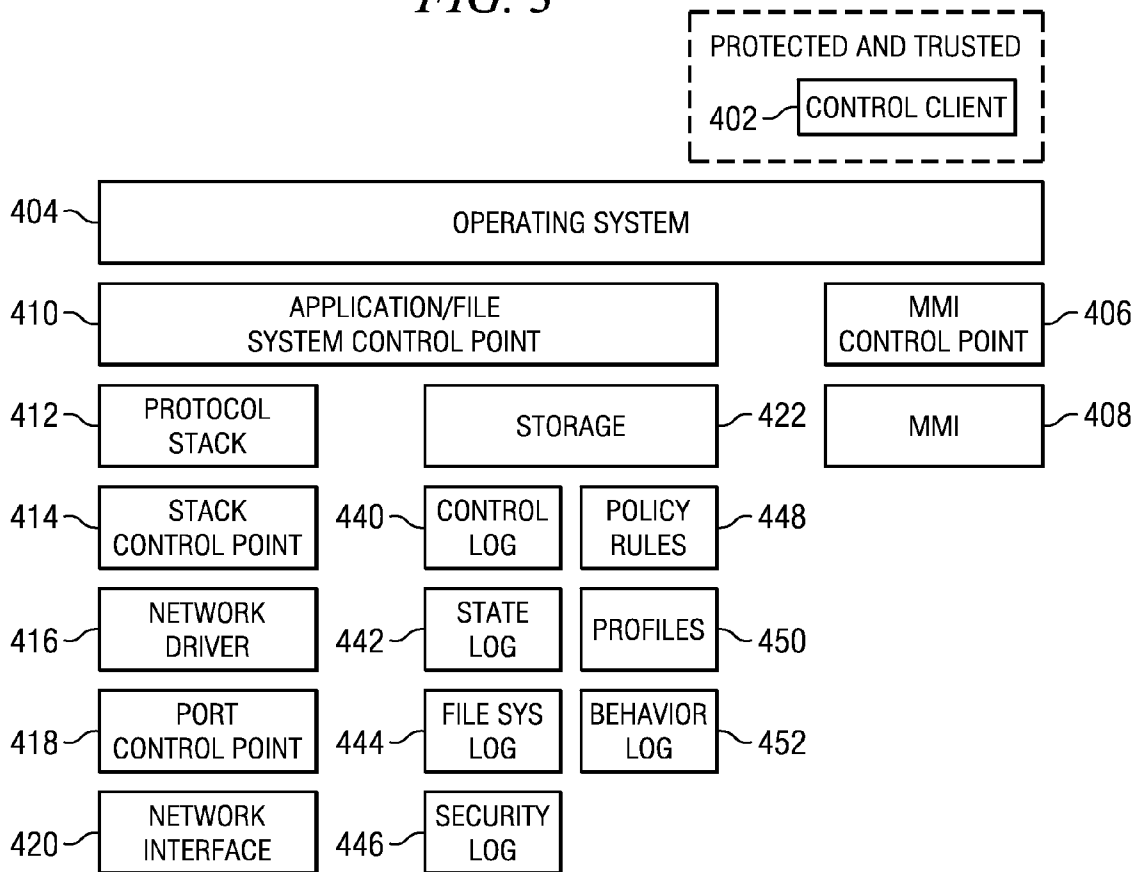


FIG. 4

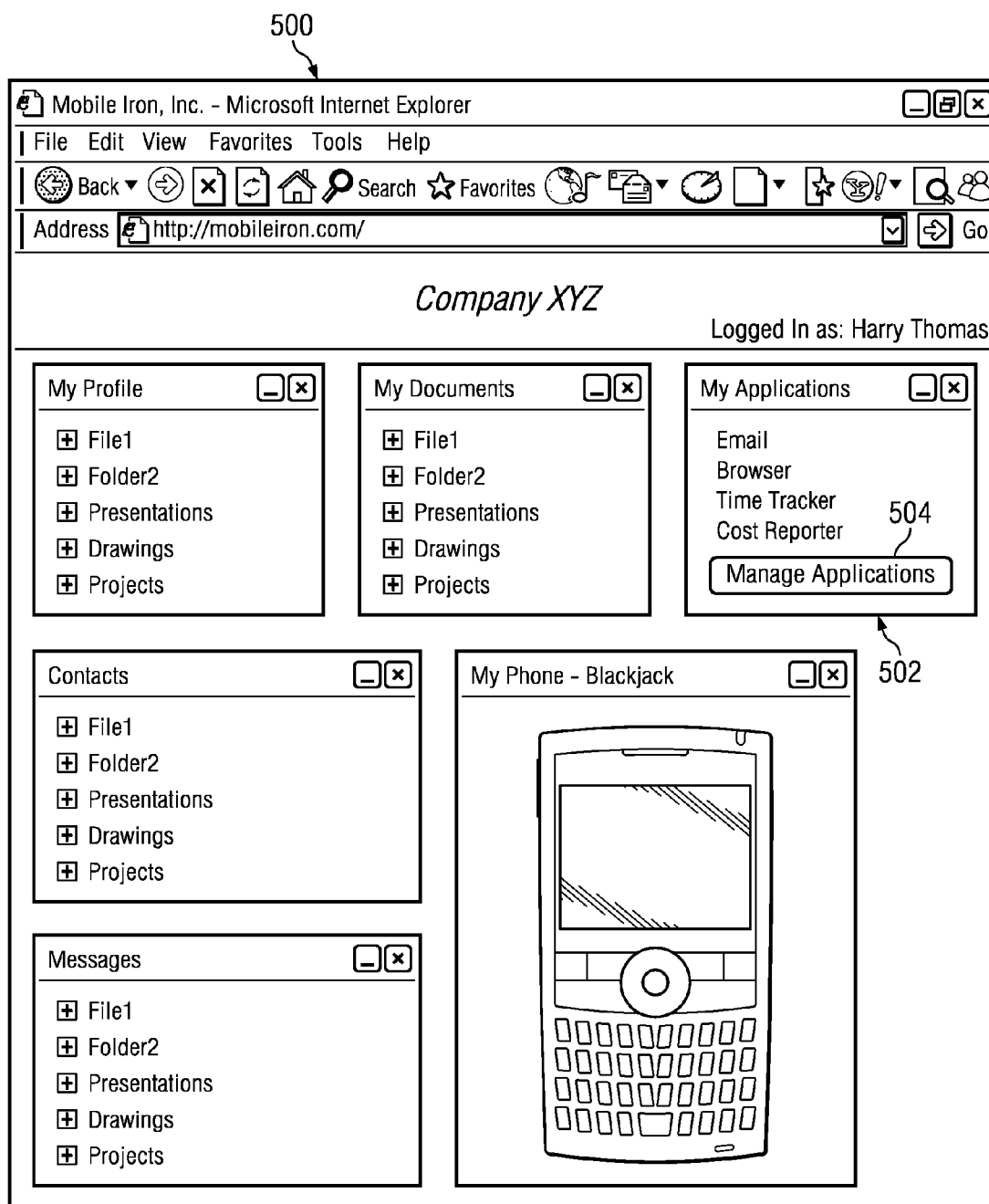


FIG. 5

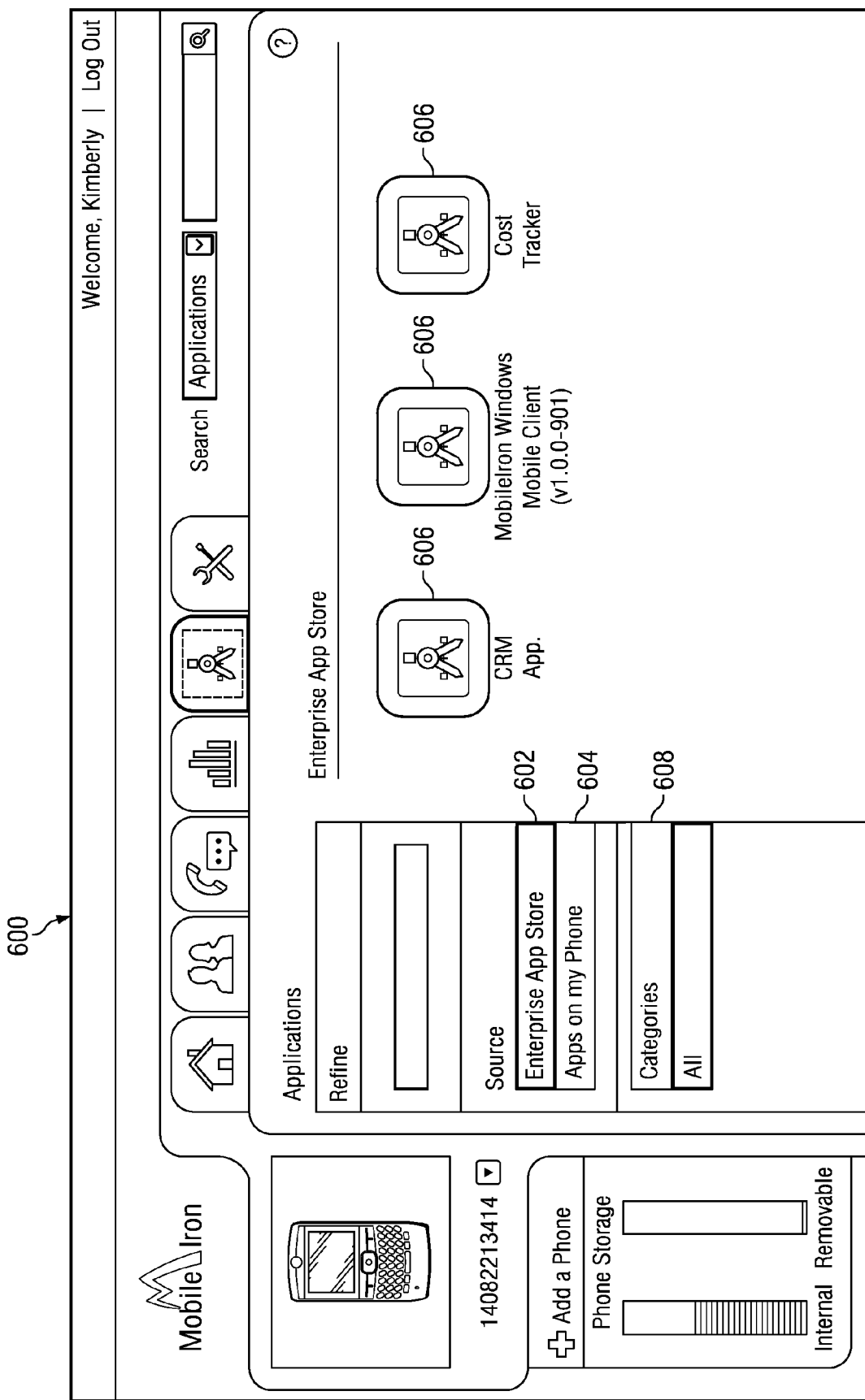
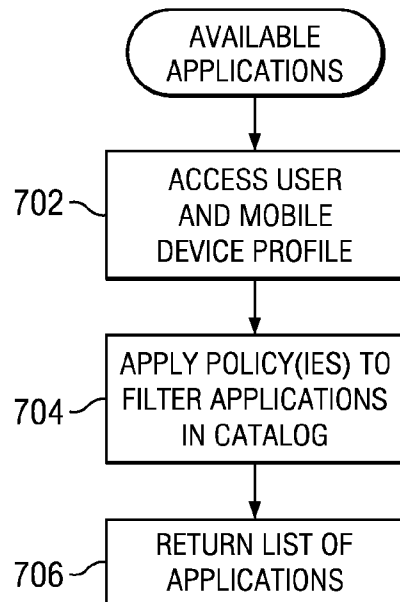
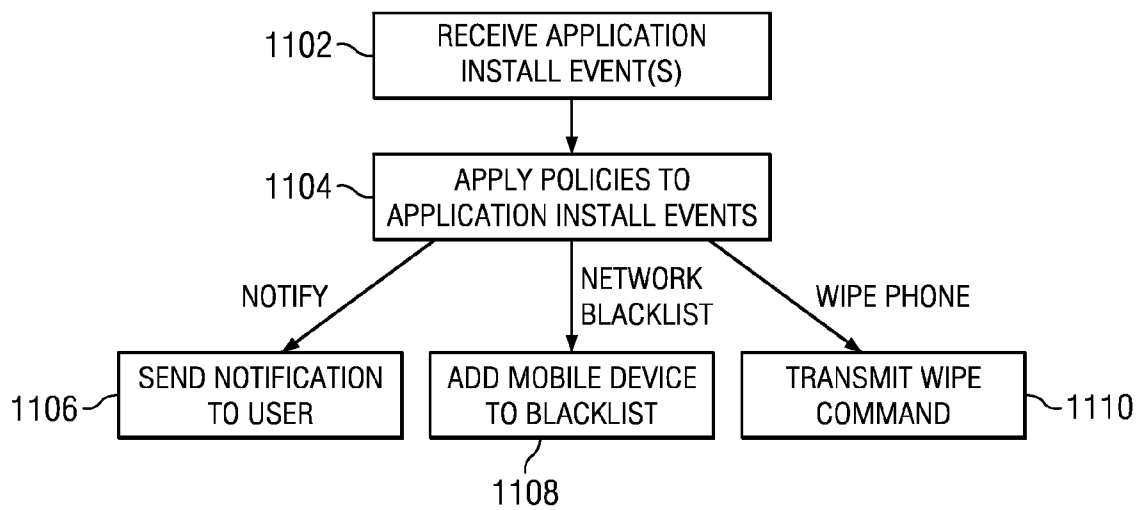


FIG. 6

*FIG. 7**FIG. 11*

Smartphones & Users	Mobile Activity Intelligence	Security & Policies	Apps & Files	Troubleshooting	Event Center	Settings	Log
Application Catalog Application Settings File Management							
Application Catalog(1.3.2-3.0.0-23)							
Delete	Add New	More Actions ▾	Labels All-Smartphones ▾	Search by App.			
<input type="checkbox"/>	Application Name 802	Category	Platform Name	# Phones	Source	Application Details Edit	
<input type="checkbox"/>	MobileIron BlackBerry Client (v		BlackBerry	0	Catalog		
<input type="checkbox"/>	MobileIron Symbian Client (v3		Symbian 9.1, Symbian 9.5, Symbian 9.4,	0	Catalog		
<input type="checkbox"/>	MobileIron Symbian Client (v3		Symbian 9.1, Symbian 9.5, Symbian 9.4,	0	Catalog		
<input type="checkbox"/>	Yahoo!M		iPhone 2.2, iPhone, iPhone 3.1, iPhone 3.	0	Catalog		
<input type="checkbox"/>	MobileIron BlackBerry Client (v		BlackBerry	0	Catalog		
<input type="checkbox"/>	MobileIron Windows Mobile Cli		Windows Mobile 6.0 Professional, Windo	1	Catalog		
<input type="checkbox"/>	MobileIron Symbian Client (v3		Symbian 9.1, Symbian 9.5, Symbian 9.4,	0	Catalog		
<input type="checkbox"/>	Quicksheet			1	External		
<input type="checkbox"/>	Microsoft My Phone			1	External		
<input type="checkbox"/>	Quickpoint			1	External		
<input type="checkbox"/>	Kinoma FreePlay			1	External		
<input type="checkbox"/>	Quickoffice			1	External		
Please select an item to view details							
<div> < > </div> <div> Page 1 of 3 </div> <div> 1 - 20 of 43 </div>							

FIG. 8

800,

Smartphones & Users		Mobile Activity Intelligence		Security & Policies		Apps & Files		Event Center		Settings		Log	
Application Catalog		Application Settings		File Management									
Application Catalog(1.3.2-3.0.0-23)													
Delete		Add New		More Actions ▾		Labels All-Smartphones <input checked="" type="checkbox"/>		Search by App. <input type="text"/>					
<input type="checkbox"/>	Application Name	Category	Platform Name	# Phones	Source								
<input type="checkbox"/>	MobileIron BlackBerry Client (v		BlackBerry	0	Catalog	<div>External Application Details</div> <div>Quickpoint</div> <div>Created at 2010-05-29 1:11:34 PM</div> <div> <div>▶ Usage</div> <div>▶ Push-Install</div> <div>▶ Publish</div> <div>▶ Watchlist</div> <div>▶ Details</div> </div> <div>See All</div>							
<input type="checkbox"/>	MobileIron Symbian Client (v3		Symbian 9.1, Symbian 9.5, Symbian 9.4,	0	Catalog								
<input type="checkbox"/>	MobileIron Symbian Client (v3		Symbian 9.1, Symbian 9.5, Symbian 9.4,	0	Catalog								
<input type="checkbox"/>	Yahoo!M		iPhone 2.2, iPhone, iPhone 3.1, iPhone 3.	0	Catalog								
<input type="checkbox"/>	MobileIron BlackBerry Client (v		BlackBerry	0	Catalog								
<input type="checkbox"/>	MobileIron Windows Mobile Cli		Windows Mobile 6.0 Professional, Windo	1	Catalog								
<input type="checkbox"/>	MobileIron Symbian Client (v3		Symbian 9.1, Symbian 9.5, Symbian 9.4,	0	Catalog								
<input type="checkbox"/>	Quicksheet			1	External								
<input type="checkbox"/>	Microsoft My Phone			1	External								
<input checked="" type="checkbox"/>	Quickpoint			1	External								
<input type="checkbox"/>	Kinoma FreePlay			1	External								
<input type="checkbox"/>	Quickoffice			1	External								
Page 1 of 3												1 - 20 of 43	

FIG. 9

1000

Add New Application Catalog

Save

Cancel

Name:

Version:

Description:

Platform: Select a platform type...☒

Application Logo:

Browse

Clear

Category:

Available

Selected

Push-install

Push-install to Labels:

Add New

Available

All-Smartphones

All-Syscomm


Android

Selected

Save

Cancel

FIG. 10



Smartphones | System
Welcome, miadmin | Log Out | About | Help

Smartphones & Users
Mobile Activity Intelligence
Security & Policies
Apps & Files
Event Center
Troubleshooting
Settings
Log

Dashboard
All Smartphones
ActiveSync Smartphones
Retired Smartphones
Manage Labels

ActiveSync Smartphones

Block

Allow

Wipe

Remove

Register

Show

☐
☒

Search by User

Show Device Details

☐

<input type="checkbox"/>	User ▲	Number	Phone	OS	MobileIron St	ActiveSync Status	First Sync Time	Mailbox ID	ActiveSync Details
<input type="checkbox"/>	Jeff a. B		HTC-P4600	WinMo	Unregistered	Allowed	2010-03-22 2:43:0	jbisby	Please select an item to view details
<input type="checkbox"/>	Jeff a. B		Palm	Palm	Unregistered	Allowed	2010-03-25 3:20:5	jbisby	
<input type="checkbox"/>	Jesse Lin		Android	Not Availabl	Unregistered	Blocked	2009-12-11 4:30:5	jlinton	
<input type="checkbox"/>	Joe Mont		iPhone	iPhone	Unregistered	Allowed	2010-03-23 9:28:2	jmontague	
<input type="checkbox"/>	Manuel R		iPhone	iPhone	Unregistered	Allowed	2010-01-06 11:24:	mreynolds	
<input type="checkbox"/>	Manuel R		iPhone	iPhone	Unregistered	Allowed	2010-03-23 10:12:	mreynolds	
<input type="checkbox"/>	Sean Gin	PDA	iPhone	iPhone	Registered	Allowed	2009-12-08 1:36:5	sginston	

FIG. 12

New Application Policy

1302 Name:

Status: ☒ Active ☐ Inactive

1304 Description:

Block Applications from Launching: 1306

Available: Google YouTube, Google Maps

Selected:

Block ROM Applications from Launching: 1308

Available: Solitaire, Email Wizard, Calendar

Selected:

Add New

Apply to Labels: 1310

Available: All-Smartphones, All-Syscomm, Android

Selected:

Search by User: 1312

Search by Devices: 1314

Available:

Selected:

Save Cancel

FIG. 13

MANAGEMENT OF MOBILE APPLICATIONS

TECHNICAL FIELD

This disclosure relates generally to mobile devices and management systems and, more particularly, to managing applications for mobile devices.

BACKGROUND

In a manner similar to personal computers and laptops, business enterprises increasingly rely on mobile and handheld devices. Indeed, the capabilities and uses of mobile devices have moved beyond voice communications and personal information management applications to a variety of communications- and business-related functions including email, browsing, instant messaging, enterprise applications, and video applications. For example, the functionality of many mobile devices have been extended to include cellular and wireless local area network (WLAN) communications interfaces, as well as virtual private network (VPN) and other client applications. Furthermore, mobile devices used in enterprises may also include enterprise applications used by employees in the field or otherwise.

Deployment, management and configuration of mobile and handheld devices in enterprise environments, however, present certain challenges. For example, the vast and constantly changing variety of mobile device types, functions and capabilities presents challenges to configuration, provisioning and troubleshooting. Moreover, the number and variety of applications that can be installed on mobile devices, as well as the nature of the mobile devices themselves, challenges network administrators relative to network security, deployment and overall management.

BRIEF DESCRIPTION OF THE DRAWINGS

FIG. 1 illustrates an example mobile device management architecture according to an embodiment of the present disclosure.

FIG. 2 is a schematic diagram illustrating an example server system architecture.

FIG. 3 is a schematic diagram illustrating an example mobile device system architecture.

FIG. 4 provides an example mobile device software architecture.

FIG. 5 shows an example user portal interface.

FIG. 6 shows another example user portal interface.

FIG. 7 shows a flowchart illustrating an example process for identifying a list of available applications for a mobile device.

FIGS. 8, 9 and 10 show example application management interfaces.

FIG. 11 shows a flowchart illustrating an example process for applying policies that respond to installation of an application on a mobile device.

FIG. 12 is an example mobile device management interface for ActiveSync and similar clients.

FIG. 13 is an example management interface for blocking applications from launching on managed mobile devices.

DESCRIPTION OF EXAMPLE EMBODIMENTS

Particular embodiments of the present disclosure provide methods, apparatuses and systems directed to managing and controlling the deployment of applications hosted on mobile devices in an enterprise environment. In particular

In particular embodiments, a mobile device management system allows network administrators to control the distribution and publication of applications to mobile device users in an enterprise network. In some implementations, the device management system allows network administrators to configure lists or catalogs of authorized and recommended applications regardless of what system (internal/external) hosts access to the executable for download. The mobile device management system may also monitor the installation of applications on mobile devices and take policy actions based on the detected installs. In some particular embodiments, a mobile device management system is operative to monitor the security state of one or more mobile devices and set indicators related to such security state. Enterprise network applications, such as an email application, can access the security state information when making access control decisions with respect to a given mobile device.

In particular embodiments, each mobile device includes a control client application (hereinafter referred to as “control client”) that is configured to interact with the device management system and a network link. More particularly, the control client application is configured to receive data, commands, and other messages from the device management system via a network link, to synchronize the state of the mobile device with the corresponding device object stored at the device management database, and to selectively track and upload data over the network link to the device management system and database. In various embodiments, the control client logs man-machine interface (MMI) data, file system commands, and other data characterizing usage of, and/or the actions performed on, the mobile device. Some or all of the log data is provided to the device management application hosted on the device management server, which can synchronize a device object stored at the database with that of the mobile device, and vice versa.

FIG. 1 illustrates a block diagram of a computer network environment 100 in accordance with an example embodiment. Computer network environment 100 includes a device management system 102 and a plurality of mobile devices 104 that may each communicate with device management system 102 via one or more network links 106. In various embodiments, device management system 102 may actually comprise one or more device management servers and device management databases, one or more of which may or may not be physically located within the physical boundaries of the enterprise.

Network link(s) 106 may include any suitable number or arrangement of interconnected networks including both wired and wireless networks. By way of example, a wireless communication network link over which mobile devices 104 communicate may utilize a cellular-based communication infrastructure that includes cellular-based communication protocols such as AMPS, CDMA, TDMA, GSM (Global System for Mobile communications), iDEN, GPRS, EDGE (Enhanced Data rates for GSM Evolution), UMTS (Universal Mobile Telecommunications System), WCDMA and their variants, among others. In various embodiments, network link 106 may further include, or alternately include, a variety of communication channels and networks such as WLAN/WiFi, WiMAX, Wide Area Networks (WANs), and Bluetooth.

As FIG. 1 illustrates, device management system 102 may be operably connected with (or included within) an enterprise network 110 (which may include or be a part of network link(s) 106). Enterprise network 110 may further include one or more of email or exchange servers 112, enterprise application servers 114, internal application store servers 122,

authentication (AAA) servers **116**, directory servers **118**, Virtual Private Network (VPN)/SSL gateways **120**, firewalls, among other servers and components. Email or exchange servers **112** may include Exchange ActiveSync (EAS) or other functionality that provides synchronization of contacts, calendars, tasks, and email between ActiveSync-enabled servers and mobile devices. Other synchronization protocols can also be used. The mobile devices **104** may access or utilize one or more of these enterprise systems or associated functionality.

Example System Architectures for Management System and Mobile Devices

Management system **102** may actually include one or more hardware, firmware, and software components residing at one or more computer servers or systems (hereinafter referred to as computer systems). Software components of device management system **102** may be at one or more of the same computer systems. FIG. **2** illustrates an example computer system **200**. Device management system **102** may include software components at one or more computer systems, which may be similar to example computer system **200**. Particular embodiments may implement various functions of device management system **102** as hardware, software, or a combination of hardware and software. As an example and not by way of limitation, one or more computer systems may execute particular logic or software to perform one or more steps of one or more processes described or illustrated with respect to device management system **102**. One or more of the computer systems may be unitary or distributed, spanning multiple computer systems or multiple datacenters, where appropriate. The present disclosure contemplates any suitable computer system. Herein, reference to logic may encompass software, and vice versa, where appropriate. Reference to software may encompass one or more computer programs, and vice versa, where appropriate. Reference to software may encompass data, instructions, or both, and vice versa, where appropriate. Similarly, reference to data may encompass instructions, and vice versa, where appropriate.

One or more tangible computer-readable media may store or otherwise embody software implementing particular embodiments. A tangible computer-readable medium may be any tangible medium capable of carrying, communicating, containing, holding, maintaining, propagating, retaining, storing, transmitting, transporting, or otherwise embodying software, where appropriate. A tangible computer-readable medium may be a biological, chemical, electronic, electromagnetic, infrared, magnetic, optical, quantum, or other suitable medium or a combination of two or more such media, where appropriate. A tangible computer-readable medium may include one or more nanometer-scale components or otherwise embody nanometer-scale design or fabrication. Example tangible, non-transitory computer-readable media include, but are not limited to, application-specific integrated circuits (ASICs), compact discs (CDs), field-programmable gate arrays (FPGAs), floppy disks, floptical disks, hard disks, holographic storage devices, magnetic tape, caches, programmable logic devices (PLDs), random-access memory (RAM) devices, read-only memory (ROM) devices, semiconductor memory devices, and other suitable computer-readable media.

Software implementing particular embodiments may be written in any suitable programming language (which may be procedural or object oriented) or combination of programming languages, where appropriate. Any suitable type of computer system (such as a single- or multiple-processor computer system) or systems may execute software implementing particular embodiments, where appropriate. A gen-

eral-purpose or specific-purpose computer system may execute software implementing particular embodiments, where appropriate.

The components in FIG. **2** are examples only and do not limit the scope of use or functionality of any hardware, software, embedded logic component, or a combination of two or more such components implementing particular embodiments. Computer system **200** may have any suitable physical form, including but not limited to one or more integrated circuits (ICs), printed circuit boards (PCBs), mobile handheld devices (such as mobile telephones or PDAs), laptop or notebook computers, distributed computer systems, computing grids, or servers. Computer system **200** may include a display **232**, one or more input devices **233** (which may, for example, include a keypad, a keyboard, a mouse, a stylus, etc.), one or more output devices **234**, one or more storage devices **235**, and various tangible storage media **236**.

Bus **240** connects a wide variety of subsystems. Herein, reference to a bus may encompass one or more digital signal lines serving a common function, where appropriate. Bus **240** may be any of several types of bus structures including a memory bus, a peripheral bus, or a local bus using any of a variety of bus architectures. As an example and not by way of limitation, such architectures include an Industry Standard Architecture (ISA) bus, an Enhanced ISA (EISA) bus, a Micro Channel Architecture (MCA) bus, a Video Electronics Standards Association local bus (VLB), a Peripheral Component Interconnect (PCI) bus, a PCI-Express (PCI-X) bus, and an Accelerated Graphics Port (AGP) bus.

Processor(s) **201** (or central processing unit(s) (CPU(s))) optionally contains a cache memory unit **202** for temporary local storage of instructions, data, or computer addresses. Processor(s) **201** are coupled to tangible storage devices including memory **203**. Memory **203** may include random access memory (RAM) **204** and read-only memory (ROM) **205**. ROM **205** may act to communicate data and instructions unidirectionally to processor(s) **201**, and RAM **204** may act to communicate data and instructions bidirectionally with processor(s) **201**. ROM **205** and RAM **204** may include any suitable tangible computer-readable media described below. Fixed storage **208** is connected bidirectionally to processor(s) **201**, optionally through storage control unit **207**. Fixed storage **208** provides additional data storage capacity and may also include any suitable tangible computer-readable media described. Storage **208** may be used to store operating system **209**, EXECs **210**, data **211**, application programs **212**, and the like. Typically, storage **208** is a secondary storage medium (such as a hard disk) that is slower than primary storage. Information in storage **208** may, in appropriate cases, be incorporated as virtual memory in memory **203**.

Processor(s) **201** is connected to multiple interfaces, such as graphics control **221**, video interface **222**, input interface **223**, output interface **224**, storage interface **225**, and storage medium interface **226**. These interfaces are in turn connected to appropriate devices, as may be illustrated. In general, an input/output (I/O) device may be a video display, a track ball, a mouse, a keyboard, a microphone, a touch-sensitive display, a transducer card reader, a magnetic- or paper-tape reader, a tablet, a stylus, a voice or handwriting recognizer, a biometrics reader, another computer system, or other suitable I/O device or a combination of two or more such I/O devices. Processor(s) **201** may connect to another computer system or to telecommunications network **230** (which may include network link **106** or enterprise network **110**) through network interface **220**. With network interface **220**, CPU **201** may communicate with network **230** in the course of performing one or more steps of one or more processes described or

5

illustrated herein, according to particular needs. Moreover, one or more steps of one or more processes described or illustrated herein may execute solely at CPU **201**. In addition or as an alternative, one or more steps of one or more processes described or illustrated herein may execute at multiple CPUs **201** that are remote from each other across network **230**.

In particular embodiments, when computer system **200** is connected to network **230**, computer system **200** may communicate with other devices, specifically mobile devices **104** and enterprise systems, connected to network **230**. Communications to and from computer system **200** may be sent through network interface **220**. For example, network interface **220** may receive incoming communications (such as requests or responses from other devices) in the form of one or more packets (such as Internet Protocol (IP) packets) from network **230** and computer system **200** may store the incoming communications in memory **203** for processing. Computer system **200** may similarly store outgoing communications (such as requests or responses to other devices) in the form of one or more packets in memory **203** and communicated to network **230** from network interface **220**. Processor(s) **201** may access these communication packets stored in memory **203** for processing.

Computer system **200** may provide functionality as a result of processor(s) **201** executing software embodied in one or more tangible computer-readable storage media, such as memory **203**, storage **208**, storage devices **235**, and/or storage medium **236**. The computer-readable media may store software that implements particular embodiments, and processor(s) **201** may execute the software. Memory **203** may read the software from one or more other computer-readable media (such as mass storage device(s) **235**, **236**) or from one or more other sources through a suitable interface, such as network interface **220**. The software may cause processor(s) **201** to carry out one or more processes or one or more steps of one or more processes described or illustrated herein. Carrying out such processes or steps may include defining data structures stored in memory **203** and modifying the data structures as directed by the software. In addition or as an alternative, computer system **200** may provide functionality as a result of logic hardwired or otherwise embodied in a circuit, which may operate in place of or together with software to execute one or more processes or one or more steps of one or more processes described or illustrated herein. Herein, reference to software may encompass logic, and vice versa, where appropriate. Moreover, reference to a computer-readable medium may encompass a circuit (such as an IC) storing software for execution, a circuit embodying logic for execution, or both, where appropriate. The present disclosure encompasses any suitable combination of hardware, software, or both.

In particular embodiments, a mobile device **104** is a wireless phone such as a mobile or cellular phone. By way of example, mobile device **104** may be a smartphone (e.g., the iPhone manufactured by Apple Inc. of Cupertino, Calif., the BlackBerry manufactured by Research in Motion (RIM), the G1 based on the Android operating system, or Samsung BlackJack based on the Windows Mobile operating system), tablet (e.g. the iPad manufactured by Apple Inc. of Cupertino, Calif.), feature phone, basic cellular phone, personal digital assistant, or other multimedia device. Additionally, mobile device **104** may be affiliated with and supported by any suitable carrier or network service provider such as, by way of example, Sprint PCS, T-Mobile, Verizon, AT&T, or other suitable carrier.

FIG. 3 shows a schematic representation of the main components of an example mobile device **104**, according to vari-

6

ous particular embodiments, which is adapted for use in connection with a GSM network or any other mobile telephone network as described above, and which may also be configured to meet the wireless application protocol specification (WAP). Mobile device **104** generally includes a controller **304** which may comprise a microcontroller or one or more processors configured to execute instructions and to carry out operations associated with mobile device **104**. In various embodiments, controller **304** may be implemented as a single-chip, multiple chips and/or other electrical components including one or more integrated circuits and printed circuit boards. Controller **304** may optionally contain a cache memory unit for temporary local storage of instructions, data, or computer addresses. By way of example, using instructions retrieved from memory, controller **304** may control the reception and manipulation of input and output data between components of mobile device **104**.

Controller **304** together with a suitable operating system may operate to execute instructions in the form of computer code and produce and use data. By way of example and not by way of limitation, the operating system may be Windows-based, Mac-based, or Unix or Linux-based, or Symbian-based, among other suitable operating systems. The operating system, other computer code (including control client **308** described below) and/or data may be physically stored within a memory block **306** that is operatively coupled to controller **304**.

Memory block **306** encompasses one or more storage mediums and generally provides a place to store computer code (e.g., software and/or firmware) and data that are used by mobile device **104**. By way of example, memory block **306** may include various tangible computer-readable storage media including Read-Only Memory (ROM) and/or Random-Access Memory (RAM). As is well known in the art, ROM acts to transfer data and instructions uni-directionally to controller **304**, and RAM is used typically to transfer data and instructions in a bi-directional manner. Memory block **306** may also include one or more fixed storage devices in the form of, by way of example, solid-state hard disk drives (HDDs), among other suitable forms of memory coupled bi-directionally to controller **304**. Information may also reside on a removable storage medium loaded into or installed in mobile device **104** when needed. By way of example, any of a number of suitable memory cards may be loaded into mobile device **104** on a temporary or permanent basis. By way of example, mobile device **104** may also include a subscriber identification module (SIM) card **328** and a SIM card reader **330**.

Controller **304** is also generally coupled to a variety of interfaces such as graphics control, video interface, input interface, output interface, and storage interface, and these interfaces in turn are coupled to the appropriate devices. Controller **304** is also coupled to a network interface **305** that allows mobile device **104**, and particularly controller **304**, to be coupled to another computer (e.g., device management system **102**) or telecommunications network (e.g., network link **106** or enterprise network **110**). More particularly, network interface **305** generally allows controller **304** to receive information from network link **106**, or might output information to the network link in the course of performing various method steps described below. Communications may be sent to and from mobile device **104** via network interface **305**. By way of example, incoming communications, such as a request or a response from another device (e.g., device management system **102**), in the form of one or more packets, may be received from network link **106** at network interface **305** and stored in selected sections in memory block **306** for process-

ing. Outgoing communications, such as a request or a response to another device (e.g., device management system **102**), again in the form of one or more packets, may also be stored in selected sections in memory **306** and sent out to network link **106** at network interface **305**. Controller **304** may access these communication packets stored in memory **306** for processing.

Electric signals (e.g., analog) may be produced by microphone **310** and fed to earpiece **312**. Controller **304** may receive instruction signals from keypad **314** (which may include soft keys) and control the operation of display **316** (In alternate embodiments, keypad **314** may be implemented as a virtual keypad displayed on display **316**). By way of example, display **316** may incorporate liquid crystal display (LCD), light emitting diode (LED), Interferometric modulator display (IMOD), or any other suitable display technology. Radio signals may be transmitted and received by means of an antenna **318** that may be connected through a radio interface **320** to codec **322** configured to process signals under control of controller **304**. Thus, in use for speech, codec **322** may receive signals (e.g., analog) from microphone **310**, digitize them into a form suitable for transmission, and feed them to radio interface **320** for transmission through antenna **318** to, for example, a public land mobile network (PLMN). Similarly, received signals may be fed to codec **322** so as to produce signals (e.g., analog) which may be fed to ear piece **312**. Mobile device **104** also generally includes a ringer (e.g., speaker) **324** and may also include light emitting diodes (LEDs) **326**. In particular embodiments, mobile device **104** may be a dual mode phone having a wireless local area network (WLAN) interface, Worldwide Interoperability for Microwave Access (WiMAX) interface, and/or other wireless or physical interfaces (such as Bluetooth® and USB). Additionally, mobile device **104** may be powered by a removable battery pack **332**.

Mobile device **104** may also include one or more user input devices **334** (other than keypad **314**) that are operatively coupled to the controller **304**. Generally, input devices **334** are configured to transfer data, commands and responses from the outside world into mobile device **108**. By way of example, mobile device may include a joystick or directional pad. Input devices **334** may also include one or more hard buttons. Input devices may further include Global Positioning System modules, accelerometers, cameras, and the like.

Display device **316** is generally configured to display a graphical user interface (GUI) that provides an easy to use visual interface between a user of the mobile device **104** and the operating system or application(s) running on the mobile device. Generally, the GUI presents programs, files and operational options with graphical images. During operation, the user may select and activate various graphical images displayed on the display **316** in order to initiate functions and tasks associated therewith.

In particular embodiments, each mobile device **104** includes a control client **308** that is configured to interact with the device management system **102** via network link **106**. Control client **308** may generally be implemented as one or more software programs or applications stored in, by way of example, memory **306**. Control client **308** is configured to receive data, commands, and other messages from the device management system **102** via network link **106**, to synchronize the state of the mobile device **104** with a corresponding mobile device profile object stored at a device management database, and to selectively track and upload data over the network link to the device management system for logging by the device management system, as will be described in detail below. The logged data may include particular files (e.g.,

documents, spreadsheets, pdfs, pictures, etc.) stored in the mobile device as well particular application usage data in the form of, by way of example, activity data (e.g., data regarding calls, messages, and email), content data (e.g., the text within the message or email body), and/or context data (e.g., timestamps and location data, etc.), as will be described in more detail below. In various embodiments, the control client logs man-machine interface (MMI) data, file system commands, and other data characterizing usage of, and/or the actions performed on, the mobile device. Some or all of the log data is provided to the device management application hosted on the device management system **102**, which can synchronize a device object stored at the database with that of the mobile device, and vice versa.

In this manner, the device management system **102** may provide an administrator a detailed snapshot of the state of each mobile device **104**, and facilitate device management operations. In particular, various embodiments enable selective erasing, tagging, copying, moving, modifying, viewing, and/or other selective action on or of particular data stored in a particular registered mobile device or designated group of mobile devices via the device management system **102**.

In particular embodiments, device management system **102** is configured to selectively log data from each of the mobile devices **104** of an enterprise. More particularly, mobile device **104** may be configured to selectively track and/or log data and to upload this data to device management system **102** which, in turn, selectively logs or stores the data. In particular embodiments, each mobile device **104** is first registered with the device management system **102** by creating and storing a device object for the mobile device within the device management system **102**. By way of example, an employee desiring to use a personally owned mobile device **104** may indicate to management that he or she desires to use the personally owned mobile device **104** with enterprise related services (e.g., email or access to an enterprise database) and needs enterprise access. Alternately, an employee receiving a mobile device **104** under a corporate liable plan may receive an enterprise owned mobile device **104** upon commencing employment or receiving a mobile device upgrade, by way of example. In particular embodiments, registering a mobile device **104** with the device management system **102** includes creating and storing a device object in a database within or connected with device management system **102**. The device object may be implemented as part of a data structure corresponding to the particular mobile device **104**. By way of example, a particular device object may include a device identifier that uniquely identifies the corresponding mobile device.

FIG. 4 illustrates how control client functionality may be integrated with mobile device **104**. In particular embodiments, the control client functionality may include a control client application **308** and one or more control points inserted to monitor data traversing the interfaces of the mobile device **104**. For example, a man-machine interface (MMI) control point **406** may be inserted into the driver stack of the man-machine interface **408** to log keystroke data. An application/file system control point **410** may be inserted to monitor and log application level and file system commands. Additionally, stack control point **414** may be inserted in one or more network protocol stacks of the mobile device **104**, while port control points **418** may be inserted at a different layer of the network protocol stack. In various embodiments, one or more of the control points may be implemented as drivers that are installed in the appropriate driver stacks of the mobile device. In some implementations, the control points may emulate the operation of higher layer and/or lower layer drivers and pass

data on to the lower or higher layer native drivers. In some embodiments, a rule set may define what data is captured.

Control client application **308** may store the data collected by the control points in one or more log files stored on a storage device of the mobile device. For example, control client application **308** may store file system commands (such as open, save, delete, copy, rename, etc.) in file system log **344**. Furthermore, control client application **308** may store keystroke data in behavior log **452**. Still further, control client application **308** may store data relating to its own operation in control log **440**.

The control client application **308** can provide some of all of the data to device management system **102**, which may update one or more data objects that are associated with the mobile device **104** in a database. In this manner, a central device management system **102** can, for example, maintain an accurate image of the data storage device(s) of the mobile device **104**, including the applications installed and the files stored on the mobile device. In various embodiments, control client application **308** may operate to provide this data in real-time, intermittently during periods of non-activity (e.g., such as when the mobile device is inserted into a charging cradle), in addition to, or at, periodic intervals. Still further, the data may be provided to the device management system **102** during a synchronization operation between the mobile device and the user's personal computer. In a particular embodiment, a synchronization utility hosted by the user's personal computer may be configured to transmit the data to the device management system **102**. In addition, the control client application **308** may operate in one to a plurality of modes based on a set of rules or policies. Furthermore, the control client application **308** may also apply a rule set that determines what data is provided to the device management system **102**, and/or when such data is transmitted.

In particular embodiments, the control client application **308** and the remote management server **102** may establish encrypted connections. For example, Virtual Private Network (VPN) tunneling and encryption may be used to secure the connection. In a particular implementation, mobile device **104** may include port-based VPN functionality to encrypt the connection between the control client application **308** and the remote management server **102**. Still further, since the control client application **308** operates in connection with control points inserted into the protocol stacks of various input/output devices, it can control access to such devices, such as by locking down (preventing data flow to or from) the input/output devices.

In various embodiments, mobile devices **104** may include device management and/or data synchronization functionality. For example, mobile devices **104** may support the Open Mobile Alliance (OMA) Device Management (DM) protocol, and/or the OMA Data Synchronization (DS) protocol. OMA DM is a protocol specified by OMA for DM purposes, by the Device Management Working Group and the Data Synchronization Working Group. One such specification is OMA DM version 1.2, which is incorporated by reference herein. The OMA DM specification is designed for management of small mobile devices such as, by way of example, mobile phones, mobile smart phones, PDAs and palm top computers. The device management may support 1) provisioning (configuration of the device (including first time use), enabling and disabling features); 2) configuration (allowing changes to settings and parameters of the device); 3) software upgrades (providing for new software and/or bug fixes to be loaded on the device, including applications and system software); and 4) fault management (such as reporting errors from the device, querying about status of device). The device

management generally takes place by communication between a server (which is managing the device) and the client (the device being managed). OMA DM is designed to support and utilize any number of data transports such as a) physically over both wireline (e.g., USB, RS-232) and wireless media (e.g., GSM, CDMA, Infrared, Bluetooth), and b) transport layers implemented over any of WSP (WAP), HTTP or OBEX or similar transports. The communication protocol is generally a request-response protocol. Authentication and challenge of authentication may be incorporated to ensure the server and client are communicating after proper validation. The communication may be initiated by the OMA DM server, asynchronously, using any of a variety of methods available such as, by way of example, a WAP Push or SMS. Once the communication is established between the server and client, a sequence of messages may be exchanged to complete a given device management task. OMA DM provides for alerts, which are messages that may occur out of sequence, and may be initiated by either server or client. Such alerts may be used to handle errors, abnormal terminations, etc.

Using OMA DM or another suitable protocol, the control client functionality discussed above can be installed on a mobile device. For example, a mobile device without the control client functionality can be provisioned and configured as follows. In a preliminary step, an administrator may create a management instance of the mobile device with a minimal configuration. The mobile device **104**, in some implementations, may not be allowed access (or at least full access) to the enterprise's internal network, except for device registration and provisioning with the device management system **102**. Suitable identifying information may include a device identifier, a user name, and the like. A user of the mobile device may then be directed to connect to the device management system **102** using, for example, a dial up connection, or a data connection with a WAP browser. The device management system **102**, acting as an OMA DM server, may then interrogate the mobile device to learn one or more attributes (such as model number, serial number, operating system type and version, etc.), and provision and configure the mobile device. When the mobile device has been configured, the device management system **102** may further use the configuration and other information related to the mobile device to complete installation of a control agent on the mobile device and remove it from quarantine.

User Portal and Application Store

Users can access a web portal of device management system **102** and access information regarding one or more mobile devices. In one implementation, device management system **102** includes a web or HTML/HTTP-based interface that provides various page views to users associated with mobile devices **104**. Each user may be associated with a user profile object, which is a data object maintained in one or more data stores that includes various attributes of a user. In one implementation, the user profile data may be maintained in a Lightweight Directory Access Protocol (LDAP) directory. In one implementation, a user profile object may contain user identifying information such as full legal name, username (for login access to various systems), email address information, domain components (dc), telephone numbers, office locations, organizational information (such as department or group identifiers of an enterprise, reporting structure information, job title, etc.), authentication information, and mobile device profile information (or pointers to device profile data objects). A given user profile data object can include mobile device profile information for more than one mobile device **104**. Such mobile device information may include model identifiers, operating system and version, mobile

device telephone number, serial numbers, MAC addresses, and specifications (e.g., storage capacity, display size, and the like). In addition, group or department objects can be configured to define one or more attributes that are common to a group or department within an enterprise, such as an engineering or sales department (enterprise-wide or regionally). Furthermore, some groups can be linked as sub-groups to other larger group designations. A user profile data object can be linked to one or more of these groups (either directly or by inheritance). For example, a salesperson may be linked to a “West Coast Sales Team Group,” which is a sub-group of a “Sales Division” of a given enterprise.

As discussed above, device management system **102** may maintain or access mobile device profile data objects for corresponding mobile devices **104** that have been registered. Mobile device profile information may include the make and model of the mobile device, an identifier of the operating system and version installed on the mobile device, serial numbers, and Media Access Control (MAC) address (or other unique identifiers associated with one or more communications interfaces of the mobile device). Mobile device profile information may also include pointers to log data received from a control client **308** installed on a mobile device **104**. Mobile device profile information may further include an image of the file system maintained on the mobile device **104**, such as all applications and application files stored on the mobile device **104**. This information may be made available to both users and network administrators for various purposes.

FIG. **5** illustrates an example graphical user interface **500** that mobile device management system **102** may provide to a user after the user logs in. If the user accesses the portal through a mobile device, device management system **102** may provide only one screen component at a time. If a user accesses the portal using a personal computer, device management system may present more categories of relevant information in one screen to the user. Device management system **102** may identify a particular user during a login process, where the user provides a name and password. In other implementations, the user may be identified in connection with a digital certificate, a mobile device identifier, or any other suitable identifying information. In one implementation, device management system **102** may access user profile data to identify one or more mobile device profile data objects associated with the user profile data object to present the user with views of various information on the user's mobile device. If the user is associated with more than one mobile device, the portal interface **500** may include tabs (not shown) to allow the user to view information relevant to each of the user's mobile devices. The user can download or upload or share the data from the web portal. Apart from accessing the data, the user can also perform some functionality like locking the mobile device, locating the device (if GPS enabled) and wiping the data in case of the device being lost.

As FIG. **5** illustrates, the portal interface **500** may include an applications section **502** that lists the applications currently installed on the mobile device **104** of the user. In addition, the applications section **502** may include a Manage Applications button that, which activated, provides the user with various interface controls to manage the applications installed on the user's mobile device **104**. FIG. **6** illustrates an application management interface **600** that allows a user to manage the applications for a mobile device **104**. Application management interface **600** includes an Enterprise App Store tab **602** and an Apps On My Phone tab **604**. When a user selects tab **604**, the application management interface **600** displays a list of applications currently installed on the user's

mobile device **104**. Furthermore, an application management application can also be hosted on the mobile device **104** itself.

When the user selects tab **602**, a list of available applications from an application catalog are presented to the user. As discussed in more detail below, a network admin may group applications in the application catalog into custom categories (e.g., IT, Sales, Productivity, Utilities, etc.). A user may view the applications grouped into various categories by clicking on Categories tab **608**. To install an application on a mobile device, a user may click on an icon for the desired application and confirm the selection. Mobile device management system **102**, responsive to the inputs, may schedule the selected application for installation on the corresponding mobile device **104**. In one implementation, state information (such as “pending install”) may be displayed to the user. Mobile device management system **102** may add the application and installation information (e.g., target mobile device, etc.) to an application install queue. A separate process hosted by mobile device management system **102** may cause control client **308** installed on the mobile device to download and install the selected application. Mobile device management system **102** may use other functionality and protocols, such as OMA, to install the application on mobile device **104**.

As described herein, the applications displayed to any given user are controlled by application of one or more policies that may consider a variety of factors. These factors may include the identity of the user, the role or job title of the user, the group/department (or sub-group) of the user, the mobile device type and operating system, and the like. FIG. **7** provides a process flow for returning a list of applications from a catalog that are available to a particular user. In the implementation shown, a process or function hosted on device management system **102** accesses user and mobile device profile information as relevant for one or more policies to be applied (**702**). The process hosted on device management system **102** applies one or more policies to filter the list of available applications from the catalog (**704**) and returns a list of available applications for display in application management interface **600** (**706**).

The policies that are applied to filter the applications in the catalog of applications can vary by primary attribute. For example, a first set of policies can filter the application catalog to filter the applications such that only applications that are appropriate for the mobile devices hardware and/or operating system (including version) are provided. For example, if the mobile device of the user includes the Symbian(r) operating system, only applications in the catalog that run on the Symbian operating system remain after this filter step. Other policies can be based on enterprise organizational information. For example, some applications can be restricted to users based on job title, department, division, or separately configured ad hoc groups. For example, a network administrator may restrict or publish a newly developed, internal application to the West Coast sales team of an enterprise. The policies that a network administrator may configure allow for the appropriate applications to be surfaced to the right users for installation on their respective mobile devices. In addition, as discussed below, device management system **102** also allows network administrators to push application installs to mobile devices **104**. In addition, policies can also be configured to identify applications by category and configure policies with respect to a user or group of users. For example, a network administrator can allow access to an entire category of applications relevant to a job function (e.g., sales or engineering) to one user or set of users. Policies can be scripted based on a set of predefined data variables and other parameters maintained by device management system **102**. Other policies can be

13

configured to consider attributes of the user (e.g., identity, job function, group/division/organization), and whether the mobile device is a personally-owned or enterprise-owned device. In addition, policies can also be configured to the security level of phone (encrypted vs non-encrypted, personal vs company owned, etc). For example, a policy could be configured to filter out applications requiring a phone with encryption capabilities and/or a company-owned device if the device associated with the user does not meet these criteria. As a configuration example, a network administrator may configure policies based on user identity and device configuration that limit the publication of sensitive applications to only devices and users with the highest levels of trust within a given enterprise.

Network Administrator—Application Management Functions

FIG. 8 illustrates an application management interface 800 that device management system 102 presents to a network administrator. Device management system 102 allows network administrators to perform one or more of the following tasks: Displaying Statistics for an Application; Adding Applications to the Catalog; Editing Application Catalog Entries; Removing Applications from the Catalog; Publishing Applications; Assigning or Unassigning Categories in the Application Catalog; Push-Installing Applications; Distributing Applications; Uninstalling Applications; Revoking Application Permissions, and Blacklisting/Whitelisting Applications.

In particular embodiments, device management system 102 designates one or more group designations for the particular mobile device 104. By way of example, device management system may present a user interface to an IT manager or administrator enabling the manager to enter designation information for each of a plurality of mobile devices. Device management system 102 then designates the one or more group designations with the mobile device by storing or otherwise associating the group designations with the device object within the database. By way of example, an IT manager may designate a particular mobile device 104 as being either personally owned or enterprise (company) owned. As another example, the IT manager may designate the mobile device 104 as being registered with an employee of a particular enterprise department (e.g., sales, marketing, research and development, management, human resources, accounting, etc.). As another example, the IT manager may designate the mobile device 104 as being registered with an employee of a particular class (e.g., management, staff, intern, new hire, etc.). As yet another example, a mobile device 104 may be designated based on the type (e.g., smartphone versus non-smartphone) or manufacturer (e.g., blackberry, apple) of the mobile device 104. In some embodiments, some or all of the group designations may be designated and stored automatically by device management system 102 based on mined information already stored in the database or other location.

Device management system 102 determines one or more data logging policies for each mobile device based on the group designations associated with each particular mobile device. By way of example, an enterprise manager or administrator may dictate particular policies and enter these policies into device management system 102. Afterwards, when group designations are matched to a particular mobile device 104, device management system may then, using the policies entered by the manager, automatically determine data logging policies for the mobile device 104. The data logging policies govern which data is logged (e.g., tracked and/or uploaded) from a particular mobile device to device management system 102. By way of example, a particular device

14

object may be associated with one or more data logging policies stored within the database. Device management system 102 selectively logs (e.g., tracks and/or stores) data from the mobile devices 104 of the enterprise based on the data logging policies associated with each particular mobile device.

In particular embodiments, the database within or connected with device management system 102 stores resources associated with the mobile devices 104. By way of example, each resource may store a particular file, or generally a data structure, as well as corresponding metadata. Each mobile device 104 also stores (e.g., within memory 306) a number of resources each storing a file or data structure and corresponding metadata. In particular embodiments, when control client 308 determines that a particular file or other data structure (hereinafter referred to as “file”) has been newly stored, updated, or otherwise modified within mobile device 104, control client 308 creates a hash for the particular file and causes mobile device 104 to transmit the hash to device management system 102. Upon receipt of the hash, device management system 102 determines if the particular file corresponding to the hash (and the file in the mobile device 104) is already stored in one of the resources stored within device management system 102. In particular embodiments, if device management system 102 determines that the resource already exists, the device management system 102 creates a new resource link to the resource and stores or otherwise associates the new resource link with the device object corresponding to the mobile device 104.

Device management system 102 includes application catalog and tracking functionality that manages applications registered with the device management system 102, as well as applications detected on mobile devices 104 that are managed by the device management system 102. Applications managed by device management system 102 have “Catalog” listed in the Source column. Applications detected on managed mobile devices 104 have “External” listed in the Source column. The Application Catalog screen shows the following information for each application: 1) Application Name—An identifier for the application; 2) Category—A manually-assigned category for the application; 3) Platform Name—The platform(s) intended for the application; 4) # Phones—The number of managed mobile devices 104 on which the application is installed; 5) Source—whether the application is managed by device management system 102 or an external application installed after factory defaults were applied; and 6) Watchlist—Displays status if installation or de-installation is pending, but not executed.

FIG. 9 illustrates an application management interface 900 when a network administrator has selected an application—here, Quickpoint, an external application detected by device management system 102 based on log data transmitted by a control client 308 installed on a mobile device. The network administrator may click on the menu items to view additional information under each category. For example, the following summarizes the information that may be provided: 1) Usage—Displays statistics concerning usage of the application (such as a list of all mobile devices 104 that have the application installed); 2) Push-Install—Displays the devices that received this application as the result of an install task issued from the device management system 102; 3) Publish—Displays the labels and devices for which the application has been published, that is, made available for download from the enterprise application store (see above); 4) Watchlist—Displays status if installation or de-installation is pending, but not executed; 5) Details—Displays the application information included in the application catalog entry.

15

Application management interface **800** also allows network administrators to add applications to be managed by device management system **102**. For example, a network administrator may click on the “Add New” button **802**, causing device management system **102** to present a new application interface **1000** as illustrated in FIG. **10**. Adding an application to the catalog makes it available for installing on managed mobile devices **104** or publishing in the application store. The following summarizes the various input fields of new application interface:

Name—A field for a descriptive name of the application.

Version—A version number for this application.

Description—An explanation of the purpose of this application.

Platform—In this field, a network administrator selects the device platform (e.g., BlackBerry, Symbian, Android, iPhone, Windows Mobile, etc.) for which this application is intended. The platform selected determines which of the following fields appear in the rest of the dialog. In one implementation, the field includes a pull-down menu of platform identifiers.

OS And Version—An entry indicating the names and versions of the operating system this application is compatible with.

Upload Installation File—An entry for the installation file that should be downloaded to selected mobile devices. The selected file will be uploaded and stored on device management system **102**.

External application store ID—for external consumer application catalogs, like Apple’s App Store, an entry for the application ID associated with the application in that external storefront.

External application link—a link to an installation page for applications that resides outside the enterprise (e.g. salesforce.com).

Application Logo—A field for the location of the logo image that should be downloaded for this application.

Category—In this field, a network administrator may select one or more categories to apply to the application. A network administrator may also create an additional category by clicking a Add New button under the categories list. A category is a classification that may be applied to both managed and external applications. The category that a network administrator assigns an application affects its display in the User Portal. As discussed above, users can browse different categories and sources to install managed applications without administrator intervention.

Push-install to Labels—In this field, a network administrator may select labels to specify which groups of managed mobile devices **104** should have the application downloaded and installed automatically. A label refers to a tag or category associated with a managed mobile device or group of managed mobile devices, such as a mobile device platform identifier, an operating system and version, a hardware model, and the like. Label membership can be dictated by enterprise policy as well—for example, a “Trusted” label for highly secure devices and trusted users.

Search Devices—In this field, a network administrator may enter the phone number or user ID to find managed mobile devices **104** on which the network administrator may desire to install this application.

Push-install to Devices—In this field, a network administrator may install this application on the selected managed mobile devices **104**.

16

Publish to Labels—In this field, a network administrator may select labels to specify which groups of managed mobile devices **104** should have the application available in the enterprise application store.

Search Devices—In this field, a network administrator may enter the phone number or user ID to find managed mobile devices **104** to which the admin may want to make this application available via the enterprise application store.

Publish to Devices—In this field, a network administrator may make this application available to the selected managed mobile devices **104** via the enterprise application store. Applications can be published to either labels (i.e. groups) or individual devices, as well.

In addition, the application management interface **800** may also allow a network administrator to designate an application as “required” or “recommended” for a user or set of users. In one implementation, mobile device management system **102** may push required applications to the mobile devices of the users for whom it is a required application. In such implementations, the control client **208** installed on the mobile device **104** may install the required application. In other implementations, the user may be notified that one or more required applications are ready for installation. Notifications may be made via email and/or text message. Mobile device management system **102** may also transmit further reminders to the user if it does not detect the application as being installed during its detection of installed applications on one or more mobile devices **104**, as discussed below. Still further, the mobile device **104** may include an enterprise application store application that includes a required applications tab. A user may navigate to this tab to check for new applications or updates to existing applications that should be installed on the mobile device **104**.

Network Access Control

As discussed above, device management system **102** may operate in connection with control clients **308** to discover the applications installed on managed mobile devices **104**, as well as other state or configuration information related to the mobile devices **104**. Users may install applications on their respective managed mobile devices **104** via an enterprise application store **122** or independently by accessing (via a browser or special purpose client) a web site directly on the mobile device for example or accessing a consumer application store external to the enterprise (e.g. Apple’s App Store or Google’s Android Market). A control client **308** may detect application installs and transmit notifications of such events to device management system **102**. In other implementations, control client **308** may transmit log data from which application installs on one or more managed mobile devices **104** may be detected. In other implementations, control client **308** may periodically generate a list of applications installed on a management mobile device **104** and transmit the list to device management system **102**. With some mobile platforms, control client **308** may obtain a list of installed applications using published APIs supported by the operating systems of the managed mobile devices **104**. Device management system **102** may therefore identify which applications have been installed on the managed mobile devices **104**, including whether required applications (and upgrades thereto) have been installed. More generally, a control client **308** may also monitor for events and/or log data that is relevant to a security profile of a managed mobile device **104**. For example, control client **308** can be configured to report on Subscriber Identity Module (SIM) card changes on the managed mobile device **104**. Control client **308** may also report on large file uploads to a memory card or a remote host, changes to the operating

system files or behavior, excessive or uncharacteristic out-of-network roaming, or other activities that may be relevant to a security profile.

The control client **308** and/or the device management system **102** can also be configured to monitor for or detect a variety of other security or device state information (referred to as “posture profiles”). For example, the control client **308** can be configured to transmit state information and event-related data to device management system on a periodic or as-needed basis. Device management system **102** may analyze this data to detect one or more device state changes. For example, as discussed above, control client **308** may transmit notifications of when new applications are installed, or periodically transmit a list of all installed or newly installed applications. Control client **308** may also query the mobile device **104** for various configuration information, such as device identifiers, operating system type and version, SIM card identification information. The mobile device management system **102** can compare this information to a database of device configuration information to determine whether any changes have occurred (e.g., a SIM card change) that, for example, might indicate a security issue. Device management system **102** may also analyze data provided by control client **308** to determine whether a mobile device **104** has been compromised at the operating system level, such as being jailbroken or rooted. In some implementations, control client **308** can be configured to periodically attempt to perform one or more operations or access certain functions that, under an uncompromised operating system, would not be accessible. If one or more of these operations are accessible, the control client **308** can notify mobile device management system **102**. Device management system **102** may also determine from the device configuration whether certain functions are enabled or disabled, such as encryption/data protection functions and whether cryptographic keys and digital certificates are installed. Device management system **104** may also determine from the device configuration whether the policy configuration of the mobile device **104** is up-to-date, such as minimum acceptable password attributes and the like. Device management system **102** may also examine log or event related data to determine whether the mobile device **104** was recently in contact or whether there has been no connection within a period of time. Device management system **102** may also examine log or event related data to identify unusual activity, such as travel, volume of data transfer or calls, web sites visited or other indications of a potential security issue or heightened security risk.

Managed mobile devices **104** can be configured to access various enterprise network services that are hosted by or on behalf of an enterprise. For example, with reference to FIG. 1, a given enterprise may include a Microsoft Exchange Server **112** with Exchange ActiveSync functionality. Microsoft Exchange, however, is identified merely for purposes of illustration. Any enterprise e-mail, communication and/or collaboration services can be used in the enterprise networks. Other enterprise network services may include connectivity services, such as Virtual Private Networking (VPN) and WiFi access. Managed mobile devices **104** may also access application server **114** directly or through SSL/VPN/Firewall gateway **120**. Managed mobile devices **104** may also host applications that are configured to access systems external to the enterprise network **110**. Various differences between mobile devices and other computing systems (such as personal computers and laptops) present challenges to network administrators relative to network security. Users of managed mobile devices **104**, for example, typically have much more control over the ability to install applications—even unauthorized

applications—either by access sites directly or through remote application stores. In addition, mobile devices **104** communicate over network paths and channels, such as carrier networks, that an enterprise has little to no control of. Accordingly, a network administrator may not simply block a switch port to which a host raising security concerns is connected or to deny access to certain remote hosts. Still further, mobile devices have a variety of sensor devices, such as Bluetooth interfaces, GPS modules, cameras, and microphones, that malicious applications may exploit in order to gather data about users.

As discussed herein, mobile device management system **102** may analyze the security-related information described above and set one or more security state indications in a posture-based profile of respective mobile devices that are operative to control access to an enterprise network entirely or specific enterprise applications. The posture-based profile is accessible to one or more network applications via a set of application programming interfaces, that allow for configuration of flexible, posture-based decisions. For example, the mobile device management system **102** may determine and set one or more bits or other parameter values in a security table that indicates whether a mobile device **104** has a black-listed application, whether a SIM card has been changed, whether a device has been jailbroken or rooted, whether excessive roaming has been detected, whether a mobile device lacks a required application or fails to have updated policies installed, as well as other factors discussed above. One or more network application services can query this security state table when making admission control decisions when a mobile device **104** attempts to access a given service. Blocking access represents one of the possible actions that could be triggered in connection with analyzing the posture-based profile. Other examples include locking the mobile device, wiping the mobile device, and transmitting user notifications. The posture-based profile may include for example indications of whether unauthorized applications are installed, or whether the security policies configured on a given mobile phone are up-to-date. A network administrator may then create a number of policies that flexibly adapt to such situations, as described herein. For example, if the operating system integrity of a mobile phone is compromised, a network admin may desire to initiate a wipe action. If the security configurations of the mobile phone are out of date, a network admin may not feel that this condition is critical enough to initiate a wipe action. Accordingly, a policy can be configured to trigger an access control block action. As an additional example, a policy can be configured to transmit warning notifications to the user and the network administrator, if an unauthorized application is detected on a mobile phone.

In a particular implementation, for example, mobile device management system **102** may include functionality that allows network administrators to blacklist or otherwise identify select applications and configure policies that are triggered in response to detection of their installation on one or more managed mobile devices **104**. FIG. 11 illustrates an example process that may be implemented by device management system **102**. The process illustrated in FIG. 11 may be initiated in response to individual events or may be iteratively applied on a periodic basis to a set of events stored in a queue. As FIG. 11 illustrates, device management system **102** may receive an indication of an event that a new application has been installed on a managed mobile device **104** (**1102**). The event may be generated by a control client **308** that transmits an event notification to mobile device management system **102**. The event may be generated by mobile device

management system **102** when it detects a new application in a list of applications provided by the control client **308**. Device management system **102** then applies one or more policies to the application install event (**1104**). Device management system **102** can be configured to apply a wide variety of policies. In one implementation, at least one policy may determine whether the newly installed application has been placed on a blacklist. In other implementations, another policy may be configured to determine whether the newly installed application is a recognized or generally known application, or an unknown application or potential virus. A network administrator can configure policies to respond to application install events in a variety of manners. For example, for a first set of applications that are unauthorized, but do not present security issues, mobile device management system **102** may be configured to transmit a notification or warning to the user of the managed mobile device **104** that the application is unauthorized (**1106**) and, therefore, will not be supported by the enterprise's information technology (IT) department. Another policy can be configured to cause the mobile device management system **102** to transmit a wipe command to the control client **308** hosted on the managed mobile device **104** (**1110**), which causes the entire storage device to be erased. In other implementations, a partial wipe may be implemented to delete a selected subset of the files stored in the mobile device **104**. This policy can be configured if a known virus or other malicious application is detected. Another policy type can be cause the control client **308** resident on the mobile device **104** to lock down one or more of the input/output devices of the mobile device **104**. Other policies can be configured to push new policy configurations to the mobile device, such as an updated password policy.

Some policies can also be configured to block access to the services provided by enterprise network **110**. For example, as discussed above, a managed mobile device **104** accesses enterprise network systems (e.g., email servers, SSL/VPN Servers, and other applications) for a wide variety of functions. Mobile device management system **102** can be configured to signal the security state of a managed mobile device **104** to these enterprise services, which may then admit or deny access to the managed mobile device **104**. In one implementation, mobile device management system **102** may be configured to set one or more security profile values in a data object, such as a security state table, associated with the mobile device **104**. These values can be distilled down to one Boolean value, such as an accept or admit (True/False) value. An enterprise application may be configured to access this parameter value when deciding whether to accept or reject the requests or other messages of the mobile device **104**. For example, an enterprise application service may be configured to inspect one or more profile values, such as unauthorized applications, disabled encryption mechanisms, SIM card changes, jailbroken indicators and the like, in order to decide whether to admit or reject the mobile device **104**. In other implementations, the mobile device management system **102** may transmit blacklists or white lists to various enterprise applications. These lists can be consulted by an exchange server **112**, an SSL/VPN gateway **120**, an internal web site, a document or file system, and/or an application server **114**, for example, when deciding whether to accept or reject the requests or other messages of the mobile device **104**. As a further example, a web sockets proxy or firewall can be configured to consult a security state table to determine the current security state of a mobile device and filter traffic associated with mobile devices **104** that do not meet a required security profile. In other implementations, the web sockets proxy/firewall can be configured to permit traffic that identi-

fies ports corresponding to certain, authorized applications, while blocking all other traffic. In this manner, a network administrator may control access to enterprise network services and maintain security, while allowing the mobile device **104** to operate with applications that access systems or hosts external to the enterprise network **110**, such as calling functions, and third party applications. Other implementations are possible. For example, mobile device management system **102** may maintain a variety of attribute values for a managed mobile device **104**. A given application can be configured via a set of APIs to access one to a combination of these attributes when deciding to accept/reject access to a mobile device **104**, as discussed above.

In some implementations, mobile device management system **102** may include a component that interacts with an ActiveSync/Exchange server **112** to provide the following functionality: 1) gives enterprise admins visibility into all devices attempting to connect to corporate email; 2) allows automatic permit/deny functions; and 3) provides remote wipe capabilities for mobile devices **104**. This functionality can be provided by directly integrating one or more code modules with an ActiveSync/Exchange server **112**. For example, a plug-in or other code module can be hosted on ActiveSync/Exchange server **112**. The module may be configured to transmit information on mobile devices **104** accessing the server. In other implementations, mobile device management system **102** may be configured in a stand alone mode as an intermediate system (e.g., such as a proxy) in the communications path between ActiveSync/Exchange server **112** and mobile devices **104**. The component can be configured to query the ActiveSync/Exchange server **112** for information identifying the mobile devices that are accessing it. In other implementations, the proxy component may be configured to provide mobile device information to the mobile device management system **102**. FIG. **12** illustrates a user interface that lists the detected mobile devices that access ActiveSync/Exchange server **112**. A network administrator may also configure one or more ActiveSync policies to specify the Exchange ActiveSync (EAS) policies to apply to selected mobile devices that use ActiveSync to connect to the ActiveSync/Exchange server **112**.

In addition, using the mobile device management system **102**, a network administrator may specify whether to enable various functions available via ActiveSync or generally, such as text messaging, email access, and browser access. The component may also determine whether the mobile devices **104** that access the ActiveSync/Exchange server **112** are registered with the mobile device management server **102**. Various policies can be configured to accept/reject access based on this determination. For example, one policy can block ActiveSync connections to unregistered mobile devices **104**. Another policy can be executed to start a registration workflow for an unregistered mobile device.

Local Control of Applications

In some implementations, in addition to access control mechanisms discussed above, mobile device management system **102** can operate in connection with control clients **308** installed on managed mobile devices **104** to block an application from launching. FIG. **13** illustrates an example application management interface **1300** that allows a network administrator to configure one or more policies that block selected applications from launching one select managed mobile devices **104**. The following summarizes the fields provided by application management interface **1300**:

Name (**1302**)—A field to enter a descriptive name for the policy. This is the text that will be displayed to identify this policy.

21

Description (1304)—A field to enter an explanation of the purpose of this policy.

Block Applications from Launching (1306)—Using this control, a network administrator may select which applications should be blacklisted—that is, prevented from being started. The applications appearing in the Available list, in one embodiment, are those that were installed after factory defaults were loaded.

Block ROM Applications from Launching (1308)—For certain Windows Mobile platforms (such as WM 6.1), a network administrator may select one or more ROM applications as being blacklisted. Solitaire.exe is an example of a ROM application that an admin may want to block. A network admin can also click the Add New button to specify other ROM applications to add to the list.

Apply to Labels (1310)—Using this control, a network admin may associate this policy with the selected labels that are used to define ad hoc groups of mobile devices, such as “All iPhones,” and the like.

Search Devices (1312)—In this field, a network admin may enter the phone number or user ID to find selected mobile devices to which the admin may want to apply the policy. Search results appear in results field 1314, the entries to which a network admin may select for application of the policy.

After a network administrator has configured a blacklist policy for an application and activated it, the mobile device management system 102 may deploy the policy. In one implementation, depending on what methods the admin has used to identify the mobile devices (e.g., labels, specific phones, etc.), the mobile device management system 102 identifies the managed mobile devices 104 to which the policy applies. Mobile device management system 102 then transmits a new policy configuration to the respective control clients 308 installed on the mobile devices. In one implementation, the new policy configuration can be an updated blacklist of applications that are to be prevented from launching. Since the control client 308 includes control points at the MMI and file system layers, it can monitor for commands to launch executables and prevent commands identifying blacklisted applications from being launched. The foregoing blacklisting policy enforcement mechanism can be used in lieu of or in addition to the network blacklisting functionality described above.

The present disclosure encompasses all changes, substitutions, variations, alterations, and modifications to the example embodiments described herein that a person having ordinary skill in the art would comprehend. Similarly, where appropriate, the appended claims encompass all changes, substitutions, variations, alterations, and modifications to the example embodiments described herein that a person having ordinary skill in the art would comprehend.

What is claimed is:

1. A method, comprising:

responsive to a request for a set of applications available for installation on a mobile device, accessing a user profile and a mobile device profile against an identifier associated with a user;

filtering a catalog of applications based on a set of policies applied to the user profile and mobile device profile to select a set of applications; and

returning the set of applications in response to the request; wherein the returned set of applications is provided to a mobile device application management interface configured to display the set of applications to the user via the application management interface and to provide the

22

ability for the user to select, via the application management interface, one or more of the displayed applications for installation on the mobile device.

2. The method of claim 1 further comprising:

accessing a user directory store to retrieve the user profile.

3. The method of claim 1 wherein the user profile comprises one or more of a role, job title or enterprise group identifier, and wherein one or more of the policies in the set of policies considers at least one of the role, job title and enterprise group identifiers.

4. The method of claim 1 further comprising:

identifying required applications in the set of applications; and

providing an indication of the required applications to the user.

5. The method of claim 1 wherein the mobile device profile comprises one or more a model identifier, an operating system identifier, a serial number, and a Media Access Control (MAC) address.

6. The method of claim 1 wherein the identifier is a mobile device identifier.

7. The method of claim 1 wherein the identifier is a user identifier.

8. An apparatus, comprising:

a memory;

a network interface;

one or more processors; and

computer program code stored on a non-transitory storage medium comprising instructions operative to cause the one or more processors to:

responsive to a request for a set of applications available for installation on a mobile device, access a user profile and a mobile device profile against an identifier associated with a user;

filter a catalog of applications based on a set of policies applied to the user profile and mobile device profile to select a set of applications; and

return the set of applications in response to the request

wherein the returned set of applications is provided to a mobile device application management interface configured to display the set of applications to the user via the application management interface and to provide the ability for the user to select, via the application management interface, one or more of the displayed applications for installation on the mobile device.

9. The apparatus of claim 8 wherein the computer program code further comprises instructions operative to cause the one or more processors to:

access a user directory store to retrieve the user profile.

10. The apparatus of claim 8 wherein the user profile comprises one or more of a role, job title or enterprise group identifier, and wherein one or more of the policies in the set of policies considers at least one of the role, job title and enterprise group identifiers.

11. The apparatus of claim 8 wherein the computer program code further comprises instructions operative to cause the one or more processors to:

identify required applications in the set of applications; and

provide an indication of the required applications to the user.

12. The apparatus of claim 8 wherein the mobile device profile comprises one or more a model identifier, an operating system identifier, a serial number, and a Media Access Control (MAC) address.

13. The apparatus of claim 8 wherein the identifier is a mobile device identifier.

23

14. The apparatus of claim 8 wherein the identifier is a user identifier.

15. A non-transitory storage medium comprising computer program code including computer-readable instructions
operative, when executed, to cause one or more processors to:

responsive to a request for a set of applications available for installation on a mobile device, access a user profile and a mobile device profile against an identifier associated with a user;

filter a catalog of applications based on a set of policies applied to the user profile and mobile device profile to select a set of applications; and

return the set of applications in response to the request

wherein the returned set of applications is provided to a mobile device application management interface configured to display the set of applications to the user via the application management interface and to provide the ability for the user to select, via the application management interface, one or more of the displayed applications for installation on the mobile device.

24

16. The non-transitory storage medium of claim 15 wherein the computer program code further comprises instructions operative to cause the one or more processors to: access a user directory store to retrieve the user profile.

17. The non-transitory storage medium of claim 15 wherein the user profile comprises one or more of a role, job title or enterprise group identifier, and wherein one or more of the policies in the set of policies considers at least one of the role, job title and enterprise group identifiers.

18. The non-transitory storage medium of claim 15 wherein the computer program code further comprises instructions operative to cause the one or more processors to: identify required applications in the set of applications; and provide an indication of the required applications to the user.

19. The non-transitory storage medium of claim 15 wherein the mobile device profile comprises one or more a model identifier, an operating system identifier, a serial number, and a Media Access Control (MAC) address.

20. The non-transitory storage medium of claim 15 wherein the identifier is a mobile device identifier.

* * * * *

UNITED STATES PATENT AND TRADEMARK OFFICE
CERTIFICATE OF CORRECTION

PATENT NO. : 8,359,016 B2
APPLICATION NO. : 12/950933
DATED : January 22, 2013
INVENTOR(S) : Jesse Wagner Lindeman et al.

Page 1 of 1

It is certified that error appears in the above-identified patent and that said Letters Patent is hereby corrected as shown below:

Title Page, Item (75) Inventors:

should read

-- (75) Inventors: **Jesse Wagner Lindeman**, San Jose, CA
(US); **Thomas Edward Wagner**, San
Jose, CA (US); **Suresh Kumar Batchu**,
Milpitas, CA (US); **Ojas Udayan Rege**,
Palo Alto, CA (US); **Ajay Kumar Mishra**,
San Jose, CA (US); **Robert Bates Tinker**,
San Francisco, CA (US) --.

Signed and Sealed this
Twenty-eighth Day of July, 2015



Michelle K. Lee
Director of the United States Patent and Trademark Office