



US006053844A

United States Patent [19]
Clem

[11] **Patent Number:** **6,053,844**
[45] **Date of Patent:** **Apr. 25, 2000**

[54] **INTERACTIVE PROGRAMMABLE FITNESS INTERFACE SYSTEM**
[76] **Inventor:** **William Clem**, 560 Evening Star La., Bozeman, Mont. 59715
[21] **Appl. No.:** **09/156,336**
[22] **Filed:** **Sep. 18, 1998**
[51] **Int. Cl.⁷** **G06F 15/38**
[52] **U.S. Cl.** **482/8; 482/1**
[58] **Field of Search** 482/1-9, 900-902, 482/51; 600/520; 379/106.01, 106.02

[56] **References Cited**

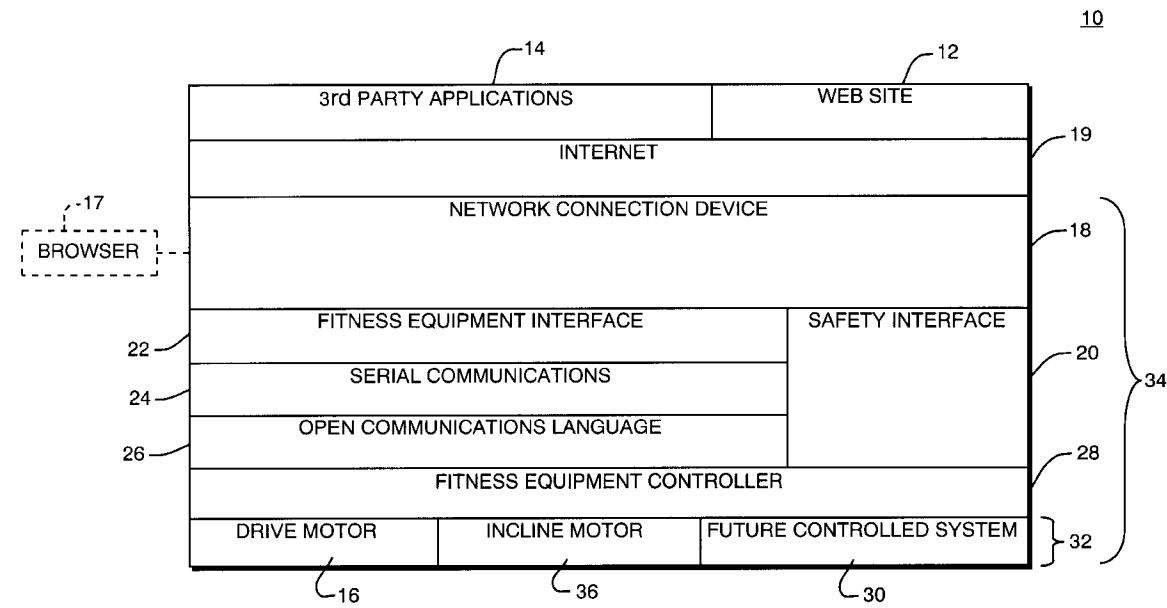
U.S. PATENT DOCUMENTS
5,474,090 12/1995 Begun et al. 482/1
5,810,747 9/1998 Brudny et al. 482/9

Primary Examiner—Glenn E. Richman
Attorney, Agent, or Firm—Reed Smith Shaw & McClay LLP

[57] **ABSTRACT**

An exercise system including an exercise device at a user location includes a controller at the user location for controlling the exercise device. A control location remote from the user location and a communication system for transmitting information between the exercise device and the control location are provided. A sensor at the user location determines user location information and applies the user location information to the communication system for transmission to the control location. Control information is applied to the communication system by the control location in response to the user location information for transmission to the controller to control the exercise device according to the control information. Thus, the present invention is an interactive fitness system for permitting a user of a programmable exercise device to interact with a fitness server device while the user is in a location remote from the fitness server device. For example, the user can interact with the fitness server device from the home of the user. Using the system of the present invention the user can download new fitness equipment programs for controlling the exercise equipment. The user can also interact with fitness experts on-line and provide exercise information and receive control information wherein the received control information can permit interaction between the fitness server device and the user.

23 Claims, 5 Drawing Sheets



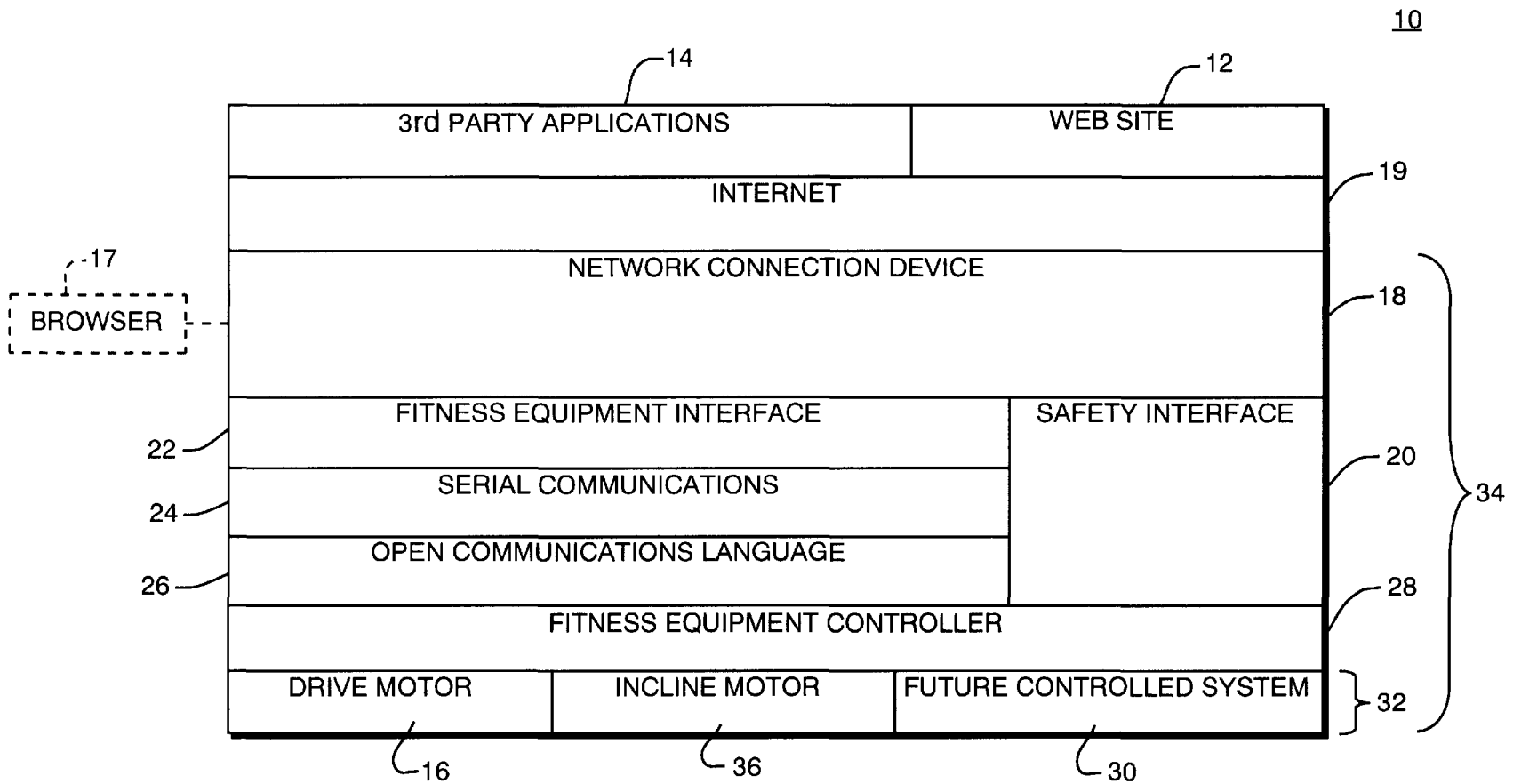


FIG. 1

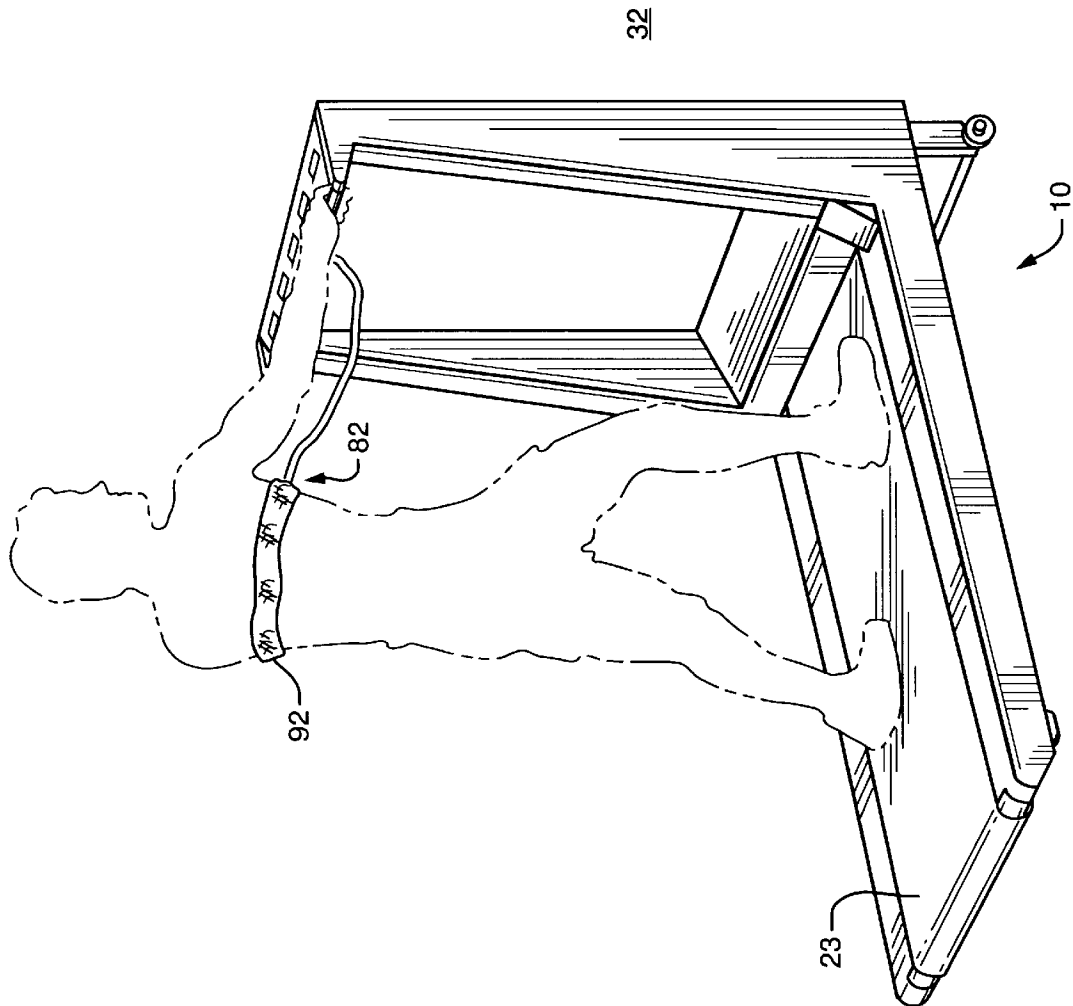


FIG. 2A

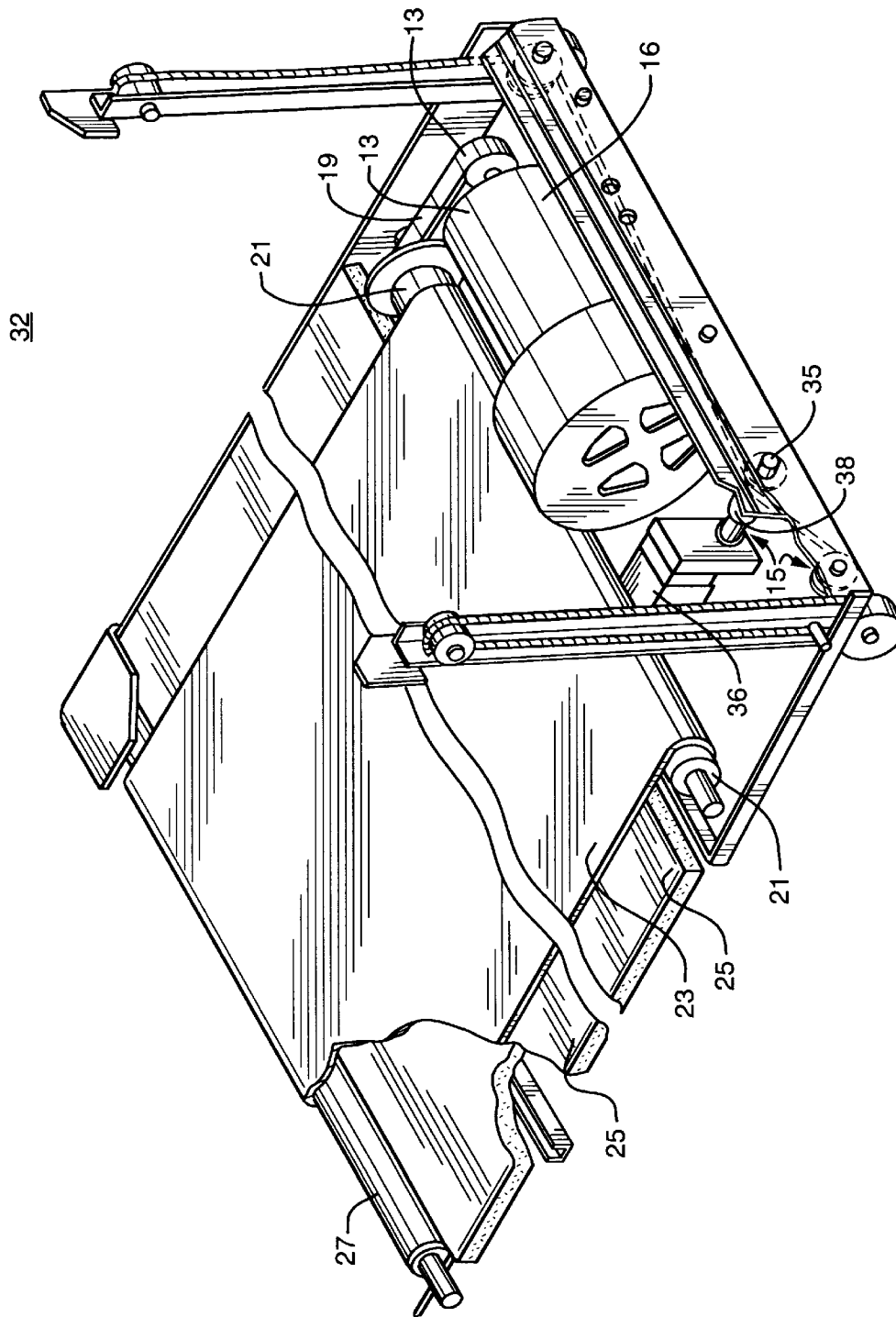


FIG. 2B

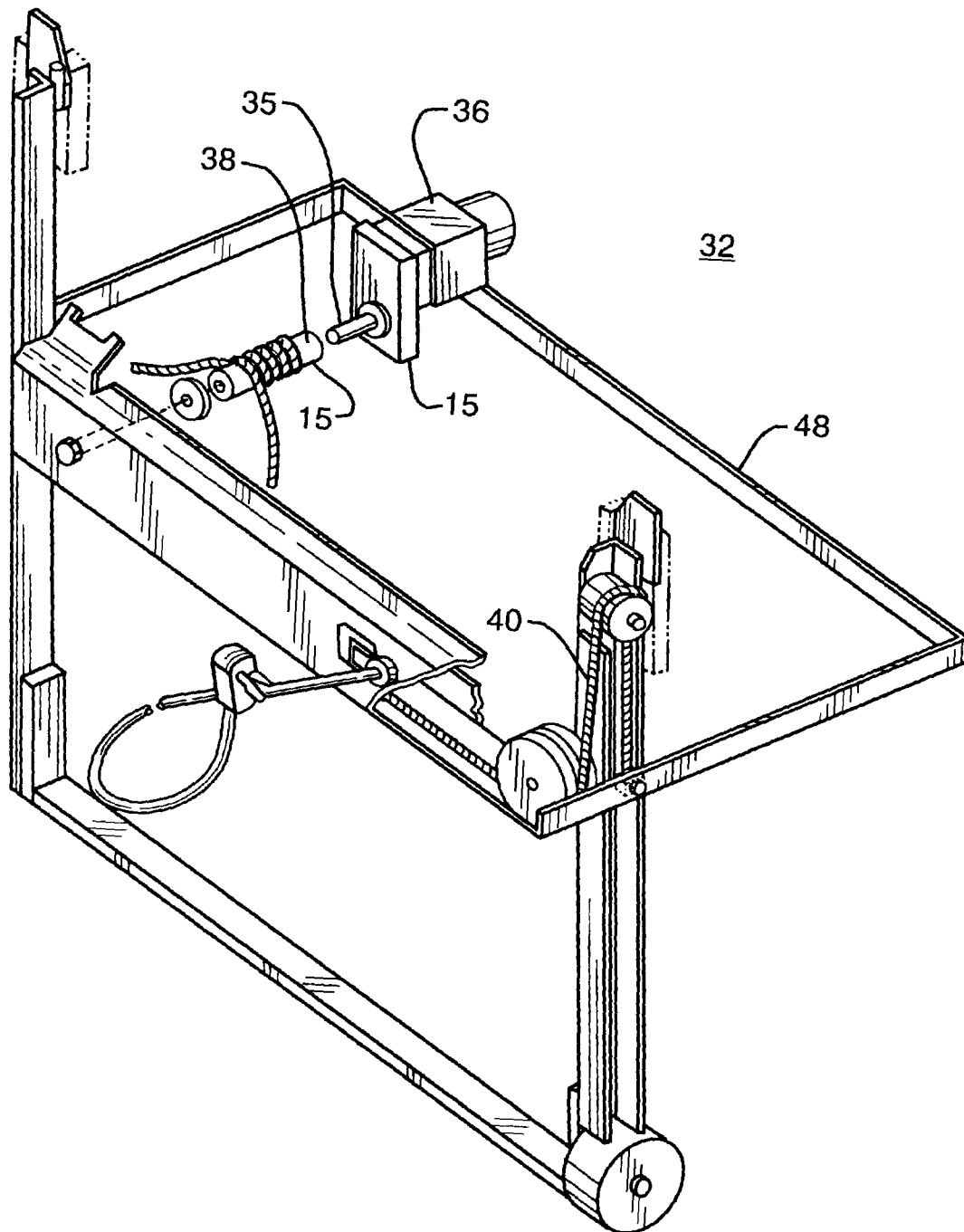


FIG. 2C

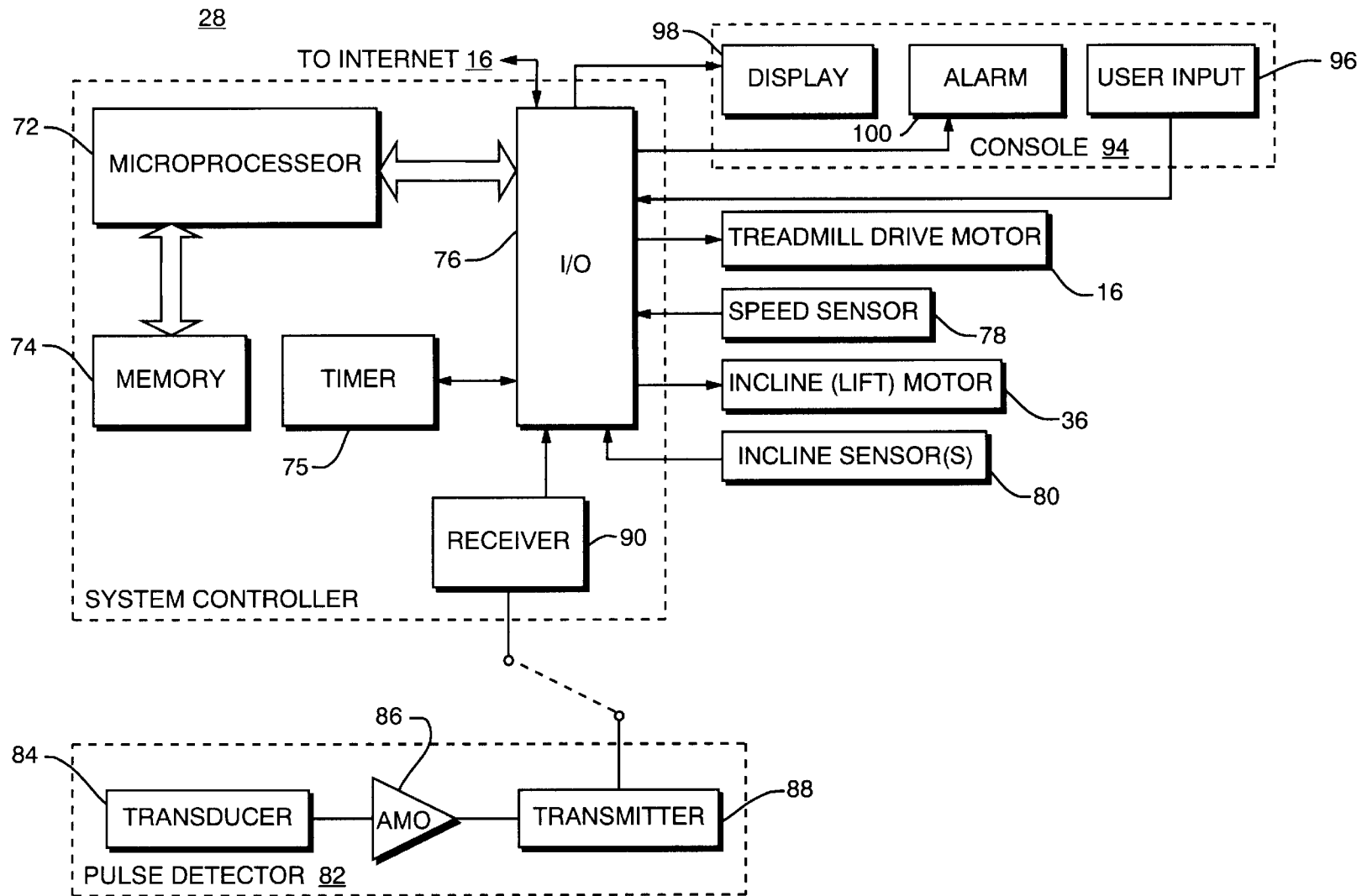


FIG. 3

INTERACTIVE PROGRAMMABLE FITNESS INTERFACE SYSTEM

BACKGROUND OF THE INVENTION

I. Field of the Invention

This invention relates to fitness equipment and, in particular, to control of programmable fitness equipment.

II. Background of the Invention

Modern fitness machines, or exercise machines, including treadmills, steppers, stationary bicycles, and the like are often electronically controlled to vary their resistance levels. For example, stationary bicycles can be electronically controlled to vary their resistance over the duration of an exercise routine to simulate uphill, level and downhill riding conditions. This helps to prevent the user of the apparatus from becoming bored with an otherwise repetitive exercise.

It is also known for exercise machines to measure the heart rate or pulse rate of the user and to adjust the level of exercise accordingly. This helps to maximize the cardiovascular benefits achieved from the exercise without wasting time and effort. It also provides the benefit of quickly detecting dangerously high or accelerating heart rates. Additionally, pulse detection circuitry has been coupled to exercise equipment to provide to the user with a display of the user heart rate. The user can also manually adjust the resistance level according to the display in order to adjust the heart rate as needed.

It is also known to provide a microprocessor within exercise equipment in order to vary the incline of a treadmill or to vary the resistance to the pedaling of a stationary bicycle according to a stored program in order to achieve target heart rates, for example. It is also known to use a stored program to increase the resistance within exercise equipment in order to increase the user heart rate and to decrease the resistance in order to decrease the heart rate accordingly.

Several types of exercise equipment have more than one variable resistance mechanism to affect the user heart rate. For example, conventional treadmills have both variable inclines and variable speeds. Many stationary bicycles have variable pedal resistance for the lower body as well as variable resistance-based exercise mechanisms for the upper body. Since numerous mechanisms of this type are often intended to be operated simultaneously, the resulting heart rate depends on the resistance of all the variable resistance mechanisms and their relationship to each other.

Furthermore, the conditioning of the skeletal muscle groups being exercised by the user depends on which resistance mechanisms are varied. When exercise equipment having interrelated resistance mechanisms varies only a single resistance mechanism to control heart rate the results can be unsatisfactory because achieving a target heart rate in such equipment by merely increasing or decreasing one of the resistance mechanisms does not consider and compensate for the benefits or detriments that may occur by varying the resistance of the other such mechanisms in relation thereto. However, the known devices do not provide the ability to conveniently alter the control programs within the exercise equipment or to communicate with others regarding control of the exercise equipment during a work out.

SUMMARY OF THE INVENTION

An exercise system including an exercise device at a user location includes a controller at the user location for controlling the exercise device. A control location remote from

the user location and a communication system for transmitting information between the exercise device and the control location are provided. A sensor at the user location determines user location information and applies the user location information to the communication system for transmission to the control location. Control information is applied to the communication system by the control location in response to the user location information for transmission to the controller to control the exercise device according to the control information. Thus, the present invention is an interactive fitness system for permitting a user of a programmable exercise device to interact with a fitness server device while the user is in a location remote from the fitness server device. For example, the user can interact with the fitness server device from the home of the user. Using the system of the present invention the user can download new fitness equipment programs for controlling the exercise equipment. The user can also interact with fitness experts on-line and provide exercise information and receive control information wherein the received control information can permit interaction between the fitness server device and the user.

BRIEF DESCRIPTION OF THE DRAWINGS

FIG. 1 shows a schematic representation of the interactive programmable fitness system of the present invention;

FIGS. 2A–C show perspective views of an exercise device suitable for use within the fitness system of FIG. 1; and

FIG. 3 shows a block diagram representation of a controller suitable for use in the exercise device of FIGS. 2A–C.

DETAILED DESCRIPTION OF THE PREFERRED EMBODIMENT

Referring now to FIG. 1, there is shown a schematic representation of the interactive programmable fitness system 10 of the present invention. The fitness system 10 includes a programmable fitness device 32 interactively coupled with a web site 12. The fitness device 32 is disposed at a user location 34 at a location that is geographically remote from the web site 12. The interactive coupling between the fitness device 32 and the web site 12 can be by way of an internet system 19. The interactive coupling permits the fitness device 32 to transmit various kinds of user location information to the web site 12. It also permits the web site 12 to transmit control information to the user location 34 to control, for example, drive motor 16 and incline motor 36 of exercise device 32. Thus the web site 12 can operate as a server device for the user. Information can be transmitted between the fitness device 32 and the web site 12 at any time, including immediately prior to an exercise session using fitness device 32 and during such an exercise session.

Using the fitness system 10, a user at a user location 34 can interact on-line with a live fitness expert located at the web site 12 to engage in a real time two way communication regarding matters related to fitness, including matters such as exercise routines and exercise equipment. For example, the user can obtain advice on modifying an exercise routine as well as technical support information for various kinds of exercise equipment. In addition to interacting, including conversing, with a live fitness expert, a user of the fitness system 10 at the user location 34 can interactively obtain the control information from a computer located at the web site 12. The communication can include the uploading and downloading of video and audio information.

The control information transmitted from the web site 12 can include control signals for directly controlling the fitness

device **32**. However, in a preferred embodiment of the fitness system **10** the control information from the web site **12** can be a fitness equipment control program for execution by the controller **28**. In this preferred embodiment the controller **28** provides the control signals required for controlling motors **16**, **36** according to the control program received from the web site **12**. Additionally, a digest of information for each user of fitness system **10** can be accumulated by the web site **12** and the control information can be determined according to the digest as well as the current user location information. For example, the web site can store a plurality of control programs and select a control program from the plurality according to the digest and the current user location information.

Although user location information includes both user and location information it will be understood that the user location information at the web site **12** can be associated with the actual user rather than any particular geographic location. In this way the user can use fitness system **10** from any location or piece of exercise equipment.

A fitness equipment interface **22** is provided for coupling the fitness device **32** to the network connection device **18**. A communication channel **24** is provided between the fitness device **32** and the fitness equipment interface **22** for transmitting information therebetween. Any suitable open communication language **26** can be used for communicating this information from the controller **28**. A safety interface **20** is provided within user location **34** between controller **28** and network connection device **18** for detecting whether a user falls off or the user heart rate goes too high and shutting the treadmill off.

Using the internet system **19** the user of the fitness system **10** can provide user location information from the user location **34** to the web site **12**. The user location **34** interactively applies and receives the interactive information to the internet system **19** by way of network connection device **18**. The network connection device **18** can be a network computer, a personal computer, a cable television box, or any other suitable connection device. The user location information transmitted by way of the network connection device **18** can include personal information identifying or describing the user to the web site **12**. For example, in addition to a user password if desired, the user location **34** can provide user information such as user heart rate, weight, age and gender.

Device information such as speed, incline and suspension can also be communicated by the user or automatically by way of the internet system **19**. Any other information useful for interaction between the user location **34** and the web site **12** can also be applied to the internet system **19**. The user information and the device information can be used by the web site **12**, as well as by the controller **28**, to calculate, for example, calorie information. Calorie information calculated in this manner can be used to provide control signals for controlling the fitness device **32** according to the calorie information, both in a current exercise session and in a future one. Information within the fitness system **10** can also be interactively communicated to and from third party applications **14**. An internet browser **17** can be coupled to the network connection device **18**. The internet browser **17** permits the user of fitness system **10** to browse the internet system **19** both during and between exercise sessions.

Referring now to FIGS. 2A–C, there is shown an exercise apparatus **32** having a plurality of resistance mechanisms, wherein the exercise equipment **32** is shown as a treadmill. As previously described, it will be understood that the

system of the present invention can be applied to any type of exercise equipment. Thus, the fitness device **32** is set forth only as an illustrative example of the type of exercise equipment wherein the present invention can be advantageously applied. Furthermore, the fitness device **32** set forth is only a single example of the many types of treadmills that can be used within the fitness system **10**.

In the fitness device **32** the first resistance mechanism **13** is a speed-varying mechanism and the second resistance mechanism is a grade-adjustment mechanism **15**. In order to vary the speed of the fitness device **32**, and thus increase the resistance of the first resistance mechanism **13**, a variable-speed drive motor **16** is mechanically coupled in a conventional manner by a drive belt **19** to a drive roller **21** to rearwardly move a continuous belt **23**. The continuous belt **23** is a rotating surface that rides upon a low-friction support surface **25**. Although a drive belt **19** is shown for coupling the drive roller **21** to the drive motor **16**, gears or the like can also be used. A freely-rotating rear roller **27** is provided to redirect the continuous belt **23** forwardly beneath the support surface **25** in a conventional manner.

The continuous belt **23** is adapted to prevent slippage on the drive roller **21** under ordinary loads. This can be accomplished by providing proper tensioning, coefficients of friction or by having treads in the underside of the belt **23** to mate with the drive roller **21**. Thus, as the drive motor **16** rotates, the belt **23** rotates at a corresponding speed. Preferably, the drive motor **16** is a DC motor, for which the drive signals are voltages of appropriate levels applied to the motor **16** for specified periods of time. The fitness equipment controller **28** can provide one or more signals that determine the resistance level of the first resistance mechanism **13** for controlling the speed of the fitness device **32**.

To vary the grade or incline angle of the rotating treadmill surface a conventional motor-driven windlass can be used. This alters the resistance of the second resistance mechanism **15** and alters the amount of exertion required by the user to remain on the apparatus **32**. An incline motor **36** is mechanically coupled at its shaft **35** to a drum **38** or cylinder **38** provided for this purpose. The drum **38** is provided with a cable **40** so that rotating the drum **38** winds or unwinds the cable **40** to raise or lower a lift frame **48** as the incline motor **36** is operated.

The incline motor **36** is also controlled by signals from the controller **28**. The incline motor **36** can be a stepping motor controlled by controller signals that are pulses. It can also be an AC or DC motor **36** wherein the control signals from the controller **28** cause voltages of appropriate levels to be applied to the incline motor **36** for specified periods of time. For example, a conventional treadmill incline mechanism can be used wherein a control signal activates a relay to apply power to a fractional AC motor until the grade is incremented by the desired amount. In this manner, the controller **28** provides one or more signals that determine the grade of the drive roller **21** and thereby the resistance level of the second resistance mechanism **15**. Additionally, a braking system can be provided in the fitness device **32** and the controller **28** can control the braking system using control signals.

In one embodiment of a fitness device **32**, the controller **28** can adjust the grade between 0.0 percent (level, or 0.0 degrees) and 16 percent in one-half percent increments. The incline motor **36** is preferably a reversible motor of a type that remains locked in position when power is removed so that the cable **40** does not unwind due to gravitational force. Alternatively, mechanical means such as gears, stops and the like may provide the reversibility and locking features.

Referring now to FIG. 3, there is shown a block diagram representation of the controller 28 of the programmable fitness device 32. The controller 28 can include a microprocessor 72, a memory 74, a timer 75 and input/output (I/O) circuitry 76 connected in a conventional manner. The memory 74 can include random access memory (RAM), read-only memory (ROM), or any other type of storage means. The I/O circuitry 76 can include conventional buffers, drivers, relays and the like, such as for driving the motors 16, 36 with sufficient power. Conventional circuitry for latching output signals from the microprocessor 72 is also ordinarily included in the output circuitry 76. Thus, output signals from the microprocessor 72, interfaced through the output circuitry 76, control the drive motor 16 and incline motor 36.

The output signals of the microprocessor 72 also control the display 98 which can be located on a console 94 of the exercise equipment 32. It will be understood that information representative of the operation of any of the devices included in the controller 28 can be interactively transmitted between the user location 34 and the web site 12 by way of I/O circuitry 76 which is coupled to the internet system 19 by way of interface 22.

Since the speed and grade of the fitness device 32 is determined by the controller 28, the controller 28 normally has all speed and grade information required to the fitness control device 32. However, it is preferable to include a speed sensor for detecting the actual speed of the fitness device 32 and an incline sensor for determining the actual grade. Sensors suitable for this purpose are well known to those skilled in the art. For example, a speed sensor 78 can be a conventional Hall effect type sensor adapted to provide a value to the controller 28 that indicates the revolutions per minute of the drive roller 21. The controller 28 can then convert the value received from speed sensor 78 to miles per hour. The incline sensor 80 can be any conventional sensor suitable for the purpose.

In accordance with one aspect of the invention, the resistance levels of the resistance mechanisms 13, 15 of the fitness device 32 can be varied with respect to one another according to the heart rate of the user. Additionally, the heart rate can be monitored by the controller 28 or the web site 12 for safety reasons. Accordingly, the fitness device pulse detection circuitry 82 secured to the user by a strap 92 detects the user heart rate. A suitable timer, such as a timer 75, is used to determine the rate of the pulse signals received from the detection circuitry 82. Any conventional pulse detection circuitry 82 can be used provided it can supply a signal corresponding to the user heart rate for the input circuitry 76 of the controller 28. The pulse detection circuitry 82 can include an electrocardiograph-type detection device that senses electric currents or electrical potentials on the user in order to provide a signal corresponding to the heart rate, or any other type of device that senses user heart rate and provides corresponding signals. The output of a transducer 84 within the pulse detection circuitry 82 can be amplified by an amplifier 86 and transmitted by a transmitter 88 to an I/O receiver 90.

The previous description of the preferred embodiments is provided to enable those skilled in the art to make and use the present invention. The various modifications to these embodiments will be readily apparent to those skilled in the art, and the generic principles defined herein may be applied to other embodiments without the use of the inventive faculty. Thus, the present invention is not intended to be limited to the embodiments shown herein but is to be accorded the widest scope consistent with the principles and

novel features disclosed herein. For example, air pressure at the user location can be monitored and controlled in the manner previously described in the system of the present invention. The air pressure device can, for example, be a bladder, any type of air suspension, or any type of hydraulic system. Additionally, a cooling fan for variably blowing air on a user can be controlled according to the user temperature. The temperature of various components at the user location can also be monitored and controlled.

I claim:

1. An exercise system including an exercise device at a user location, comprising:

a controller at the user location for controlling the exercise device;

an automated control location remote from the user location;

a communication system for transmitting information between the exercise device and the automated control location;

a sensor at the user location for determining user identifying information and applying the user identifying information to the communication system for transmission to the automated control location; and

control information applied to the communication system by the automated control location in response to the user identifying information for transmission to the controller to control the exercise device according to the control information, wherein the control information is automatically derived by the automated control location from a database derived at the automated control location based on the user identifying information.

2. The exercise system of claim 1, wherein the user location information comprises exercise device information.

3. The exercise system of claim 2, wherein the exercise device information includes incline information.

4. The exercise system of claim 3, wherein the control information includes incline control information.

5. The exercise system of claim 2, wherein the exercise device information includes force information.

6. The exercise system of claim 1, wherein the user location information comprises user information.

7. The exercise system of claim 6, wherein the user information comprises user weight information.

8. The exercise system of claim 6, wherein the user information comprises user gender information.

9. The exercise system of claim 1, wherein the automated control location determines calorie information according to the user identifying information.

10. The exercise system of claim 9, wherein the calorie information is determined according to exercise device speed information.

11. The exercise system of claim 1, wherein the communication system comprises an internet system.

12. The exercise system of claim 11, further comprising a browser for browsing the internet while operating the exercise device.

13. The exercise system of claim 1, wherein the exercise device comprises a force adjustment device.

14. The exercise system of claim 13, wherein the force adjustment device is controlled according to the control information.

15. The exercise system of claim 1, wherein the exercise device includes an incline adjustment device and the incline adjustment device is controlled according to the control information.

16. The exercise system of claim 1, wherein the control information comprises a control program for operating the exercise device by the controller according to the control program.

17. The exercise system of claim 1, wherein one of a plurality of control programs is selected according to the user location information.

18. The exercise system of claim 1, wherein further user location information is transmitted from the user location to the control location during operation of the exercise device and control information previously transmitted to the user location is altered according to further control information transmitted by the control location in response to the further user location information.

19. The exercise system of claim 1, wherein the user location information is accumulated at the control location.

20. The exercise system of claim 14, wherein the control information is determined by the control location according to the accumulated user information.

21. The exercise system of claim 11, wherein the control location is a web site.

22. The exercise system of claim 1, wherein the automated control location is a server.

23. The exercise system of claim 1, further comprising an interactive interface connected to the user location, wherein commands related to the database can be entered at the user location.

* * * * *