



US006645124B1

(12) **United States Patent
Clem**

(10) **Patent No.: US 6,645,124 B1**
(45) **Date of Patent: Nov. 11, 2003**

(54) **INTERACTIVE PROGRAMMABLE FITNESS
INTERFACE SYSTEM**

(75) Inventor: **William Clem**, Bozeman, MT (US)

(73) Assignee: **Athlon LLC**, Elverson, PA (US)

(*) Notice: Subject to any disclaimer, the term of this patent is extended or adjusted under 35 U.S.C. 154(b) by 0 days.

(21) Appl. No.: **09/448,954**

(22) Filed: **Nov. 24, 1999**

Related U.S. Application Data

(63) Continuation-in-part of application No. 09/156,336, filed on Sep. 18, 1998, now Pat. No. 6,053,844.

(51) **Int. Cl.**⁷ **G06F 15/38**

(52) **U.S. Cl.** **482/4; 482/1; 482/8**

(58) **Field of Search** 482/1-9, 51, 54,
482/900-902; 600/520; 379/106.01, 106.02

(56) **References Cited**

U.S. PATENT DOCUMENTS

5,474,090	A	12/1995	Begun et al.	482/1
5,810,747	A *	9/1998	Brudny et al.	600/595
6,007,459	A *	12/1999	Burgess	482/4
6,059,692	A *	5/2000	Hickman	482/8
6,171,218	B1	1/2001	Shea	
6,193,631	B1	2/2001	Hickman	
6,330,426	B2	12/2001	Brown et al.	

OTHER PUBLICATIONS

24 Hour Fitness Partners with Netpulse, Press Release from Internet, p. 1, Mar. 1998.*

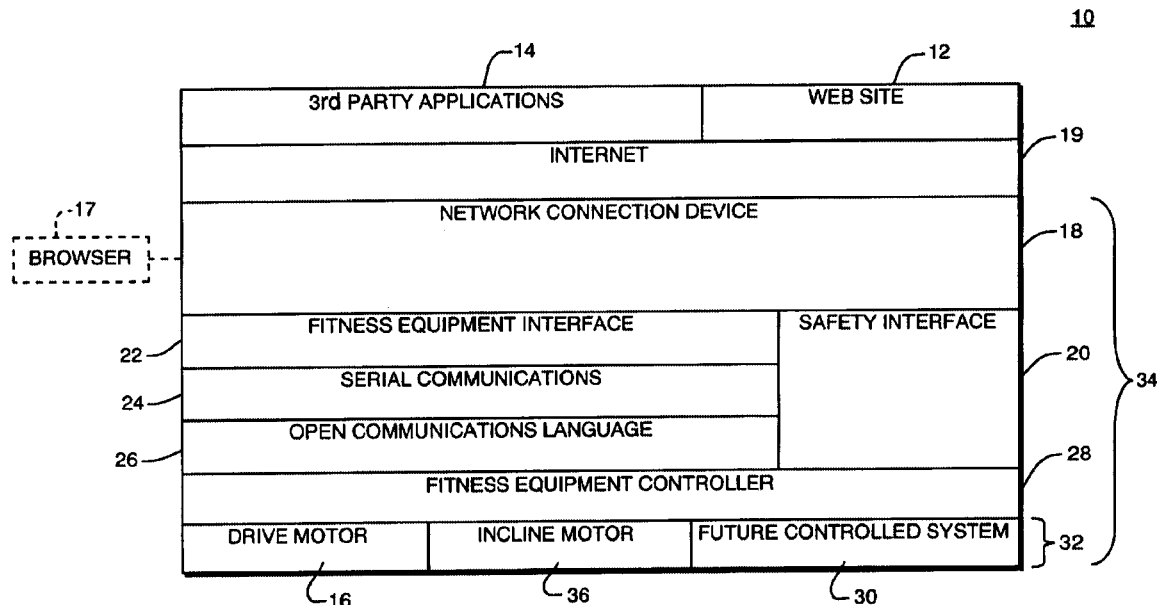
* cited by examiner

Primary Examiner—Glenn E. Richman

(57) **ABSTRACT**

An exercise system including an exercise device at a user location includes a controller at the user location for controlling the exercise device. A control location remote from the user location and a communication system for transmitting information between the exercise device and the control location are provided. A sensor at the user location determines user location information and applies the user location information to the communication system for transmission to the control location. Control information is applied to the communication system by the control location in response to the user location information for transmission to the controller to control the exercise device according to the control information. Thus, the present invention is an interactive fitness system for permitting a user of a programmable exercise device to interact with a fitness server device while the user is in a location remote from the fitness server device. For example, the user can interact with the fitness server device from the home of the user. Using the system of the present invention the user can download new fitness equipment programs for controlling the exercise equipment. The user can also interact with fitness experts on-line and provide exercise information and receive control information wherein the received control information can permit interaction between the fitness server device and the user.

22 Claims, 5 Drawing Sheets



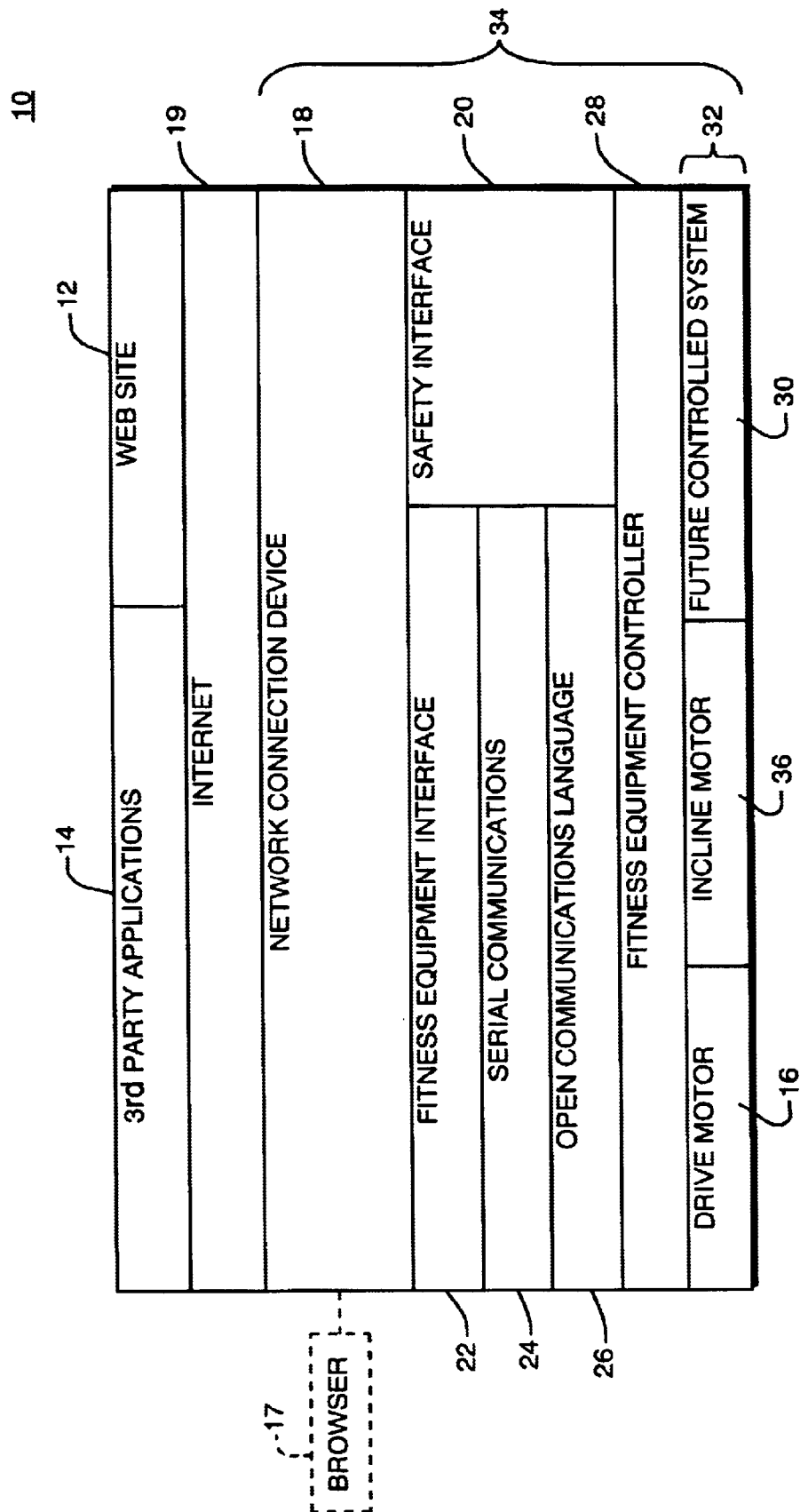
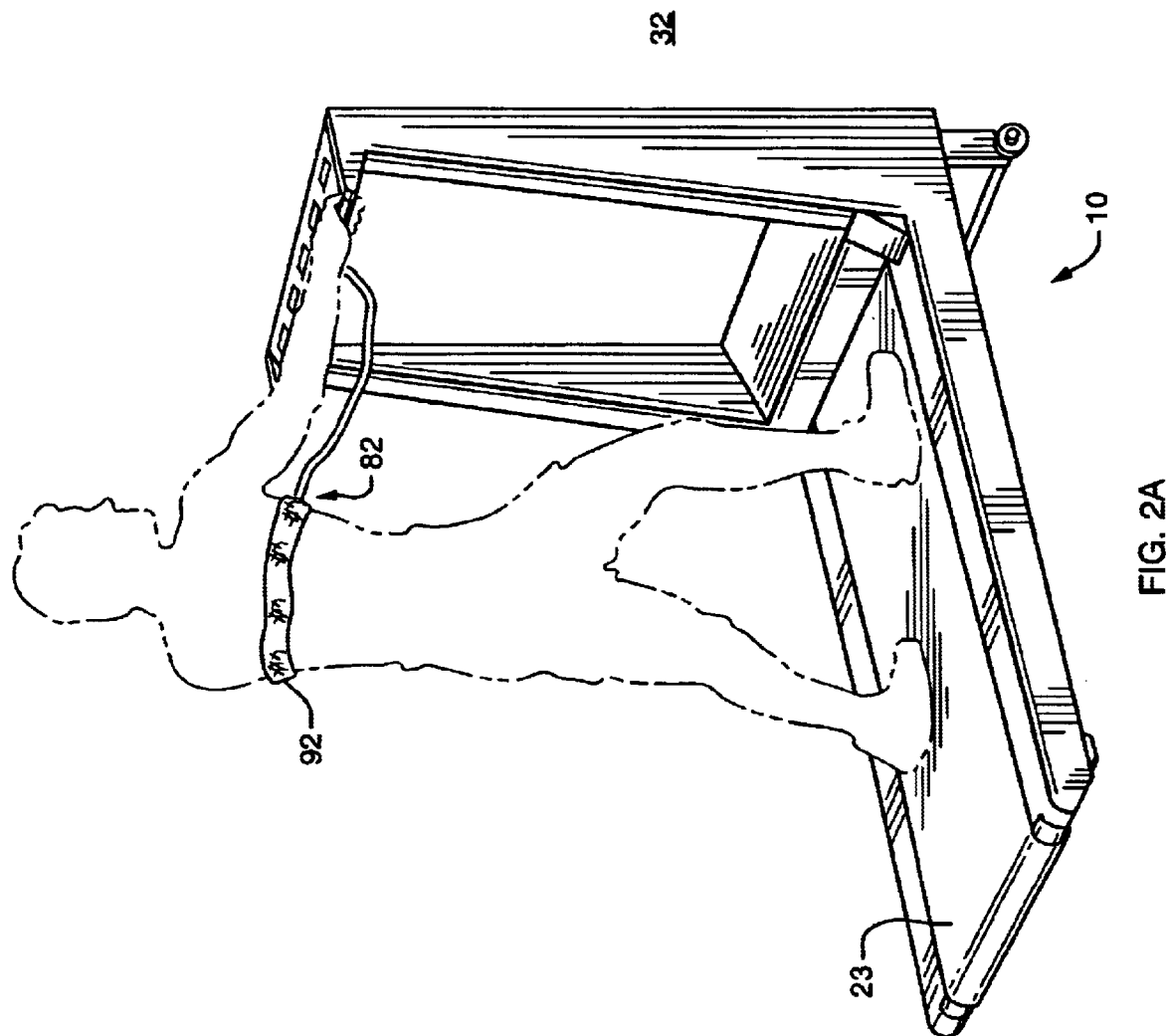


FIG. 1



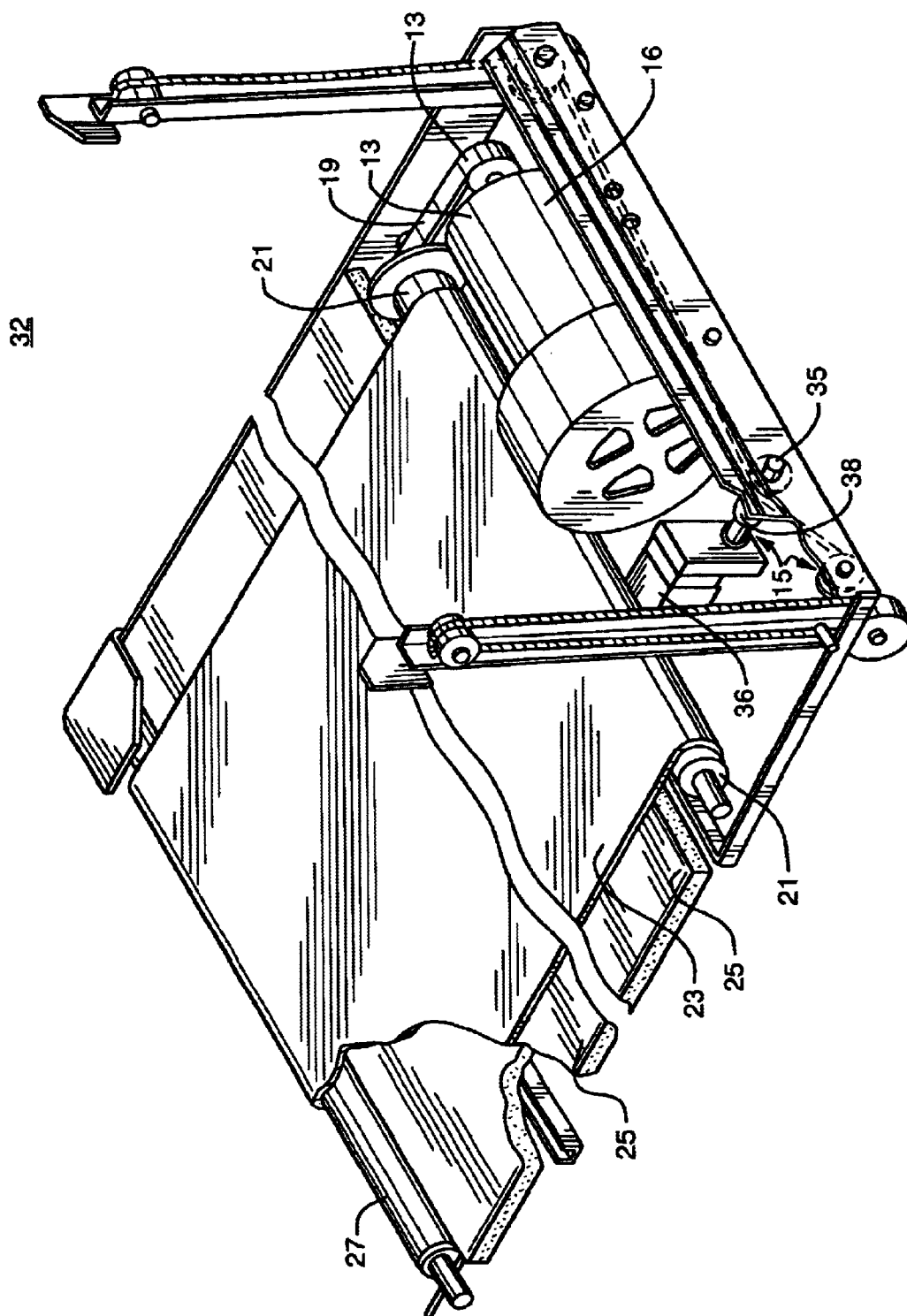


FIG. 2B

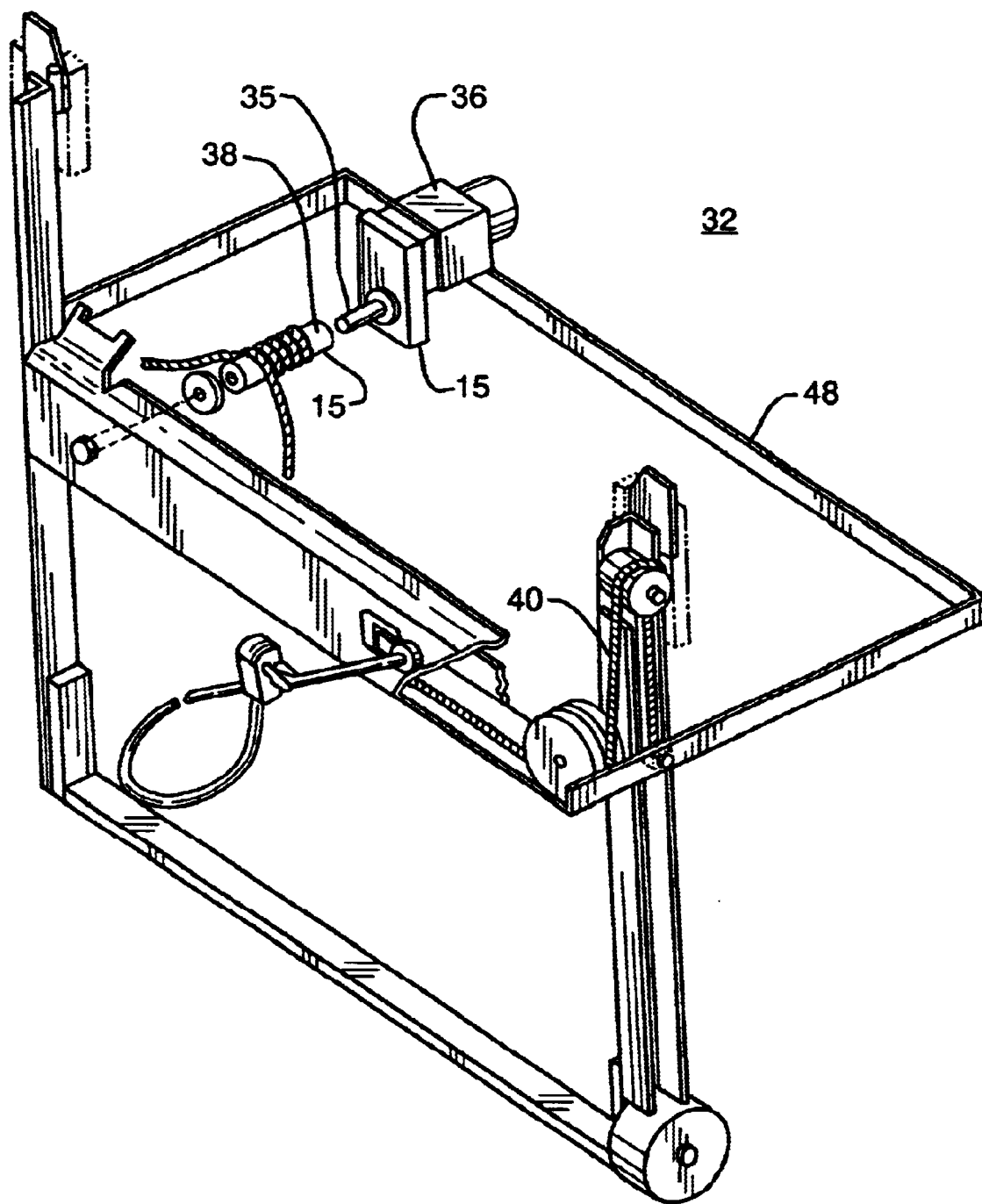


FIG. 2C

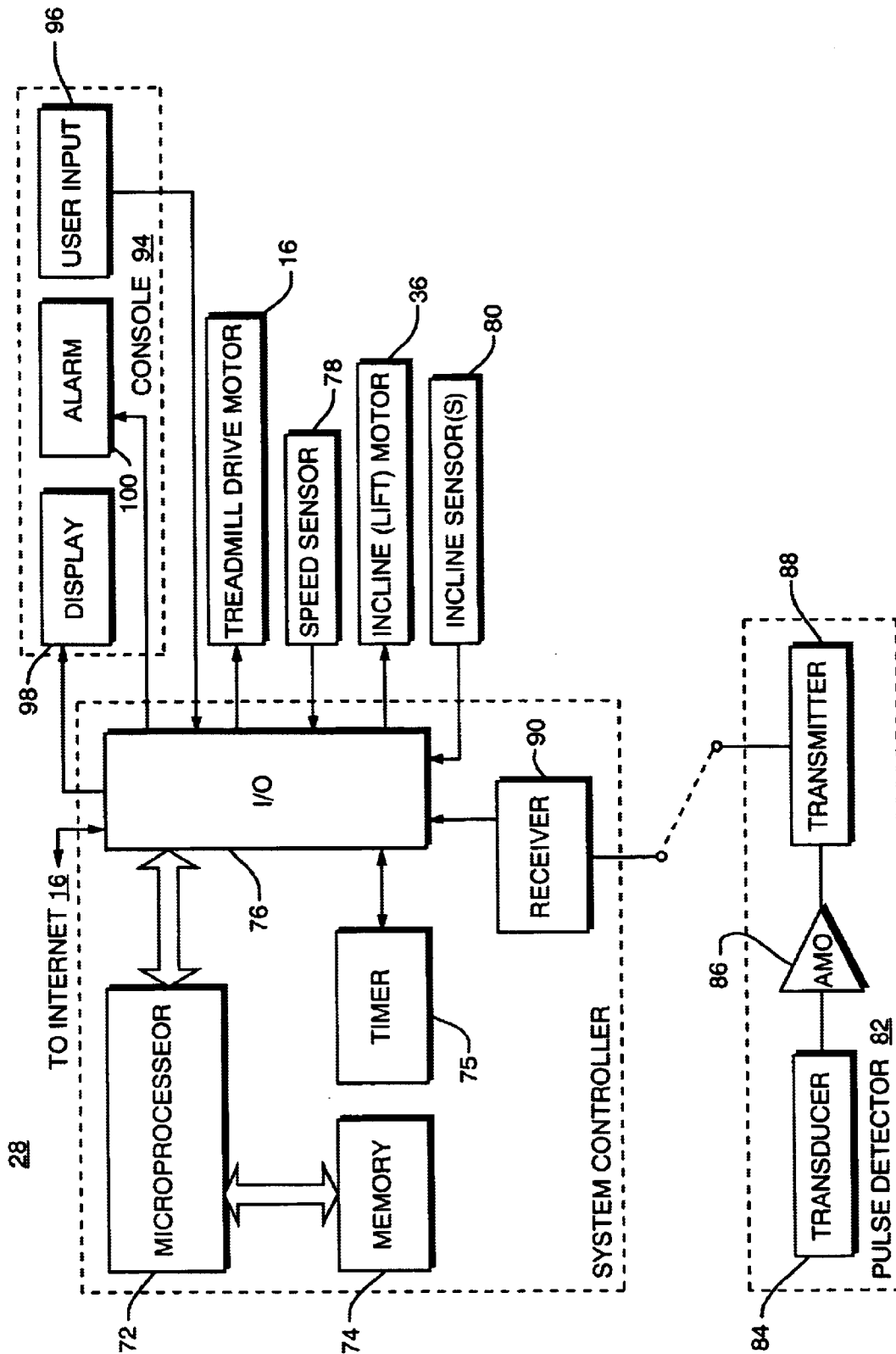


FIG. 3

1

INTERACTIVE PROGRAMMABLE FITNESS INTERFACE SYSTEM

CROSS-REFERENCE TO RELATED APPLICATIONS

This application is a continuation in part of U.S. patent application Ser. No. 09/156,336, filed Sep. 18, 1998, now U.S. Pat. No. 6,053,844 incorporated herein by reference.

FIELD OF THE INVENTION

This invention relates to fitness equipment and, in particular, to control of programmable fitness equipment.

BACKGROUND OF THE INVENTION

Modern fitness machines, or exercise machines, including treadmills, steppers, stationary bicycles, and the like are often electronically controlled to vary their resistance levels. For example, stationary bicycles can be electronically controlled to vary their resistance over the duration of an exercise routine to simulate uphill, level and downhill riding conditions. This helps to prevent the user of the apparatus from becoming bored with an otherwise repetitive exercise.

It is also known for exercise machines to measure the heart rate or pulse rate of the user and to adjust the level of exercise accordingly. This helps to maximize the cardiovascular benefits achieved from the exercise without wasting time and effort. It also provides the benefit of quickly detecting dangerously high or accelerating heart rates. Additionally, pulse detection circuitry has been coupled to exercise equipment to provide to the user with a display of the user heart rate. The user can also manually adjust the resistance level according to the display in order to adjust the heart rate as needed.

It is also known to provide a microprocessor within exercise equipment in order to vary the incline of a treadmill or to vary the resistance to the pedaling of a stationary bicycle according to a stored program in order to achieve target heart rates, for example. It is also known to use a stored program to increase the resistance within exercise equipment in order to increase the user heart rate and to decrease the resistance in order to decrease the heart rate accordingly.

Several types of exercise equipment have more than one variable resistance mechanism to affect the user heart rate. For example, conventional treadmills have both variable inclines and variable speeds. Many stationary bicycles have variable pedal resistance for the lower body as well as variable resistance-based exercise mechanisms for the upper body. Since numerous mechanisms of this type are often intended to be operated simultaneously, the resulting heart rate depends on the resistance of all the variable resistance mechanisms and their relationship to each other.

Furthermore, the conditioning of the skeletal muscle groups being exercised by the user depends on which resistance mechanisms are varied. When exercise equipment having interrelated resistance mechanisms varies only a single resistance mechanism to control heart rate the results can be unsatisfactory because achieving a target heart rate in such equipment by merely increasing or decreasing one of the resistance mechanisms does not consider and compensate for the benefits or detriments that may occur by varying the resistance of the other such mechanisms in relation thereto. However, the known devices do not provide the ability to conveniently alter the control programs within the exercise equipment or to communicate with others regarding control of the exercise equipment during a work out.

2

SUMMARY OF THE INVENTION

An exercise system including an exercise device at a user location includes a controller at the user location for controlling the exercise device. A control location remote from the user location and a communication system for transmitting information between the exercise device and the control location are provided. A sensor at the user location determines user location information and applies the user location information to the communication system for transmission to the control location. Control information is applied to the communication system by the control location in response to the user location information for transmission to the controller to control the exercise device according to the control information. Thus, the present invention is an interactive fitness system for permitting a user of a programmable exercise device to interact with a fitness server device while the user is in a location remote from the fitness server device. For example, the user can interact with the fitness server device from the home of the user. Using the system of the present invention the user can download new fitness equipment programs for controlling the exercise equipment. The user can also interact with fitness experts on-line and provide exercise information and receive control information wherein the received control information can permit interaction between the fitness server device and the user.

BRIEF DESCRIPTION OF THE DRAWINGS

FIG. 1 shows a schematic representation of the interactive programmable fitness system of the present invention;

FIGS. 2A-C show perspective views of an exercise device suitable for use within the fitness system of FIG. 1; and

FIG. 3 shows a block diagram representation of a controller suitable for use in the exercise device of FIGS. 2A-C.

DETAILED DESCRIPTION OF THE PREFERRED EMBODIMENT

It is to be understood that the figures and descriptions of the present invention have been simplified to illustrate elements that are relevant for a clear understanding of the present invention, while eliminating, for purposes of clarity, many other elements found in a typical fitness system. Those of ordinary skill in the art will recognize other elements which are necessary and/or desirable for implementing the present invention. However, because such elements are well known in the art, and because they do not facilitate a better understanding of the present invention, a discussion of such elements is not provided herein.

Referring now to FIG. 1, there is shown a schematic representation of the interactive programmable fitness system 10 of the present invention. The fitness system 10 includes a programmable fitness device 32 interactively coupled with a web site 12. The fitness device 32 is disposed at a user location 34 at a location that is geographically remote from the web site 12. The interactive coupling between the fitness device 32 and the web site 12 can be by way of an internet system 19. The interactive coupling permits the fitness device 32 to transmit various kinds of user location information to the web site 12. It also permits the web site 12 to transmit control information to the user location 34 to control, for example, drive motor 16 and incline motor 36 of exercise device 32. Thus the web site 12 can operate as a server device for the user. Information can be transmitted between the fitness device 32 and the web site 12 at any time, including immediately prior to an exercise session using fitness device 32 and during such an exercise session.

3

Using the fitness system **10**, a user at a user location **34** can interact on-line with a live fitness expert located at the web site **12** to engage in a real time two way communication regarding matters related to fitness, including matters such as exercise routines and exercise equipment. For example, the user can obtain advice on modifying an exercise routine as well as technical support information for various kinds of exercise equipment. In addition to interacting, including conversing, with a live fitness expert, a user of the fitness system **10** at the user location **34** can interactively obtain the control information from a computer located at the web site **12**. The communication can include the uploading and downloading of video and audio information.

The control information transmitted from the web site **12** can include control signals for directly controlling the fitness device **32**. In a preferred embodiment of the fitness system **10** the control information from the web site **12** can be a fitness equipment control program for execution by the controller **28** of the fitness device **32**. In this preferred embodiment the controller **28** provides the control signals required for controlling motors **16**, **36** according to the control program received from the web site **12**. Additionally, a digest of information for each user of fitness system **10** can be accumulated by the web site **12** and the control information can be determined according to the digest as well as the current user location information. For example, the web site can store a plurality of control programs and select a control program from the plurality according to the digest and the current user location information.

Although user location information includes both user and location information, it will be understood that the user location information at the web site **12** can be associated with the actual user rather than any particular geographic location. For example, user location information would include the identity, profile, and physical characteristics of each particular user. In this way the user can use fitness system **10** from any location or piece of exercise equipment.

The user location **34** can interact with the web site **12** in the form of an on-line virtual fitness trainer. The receipt of information at the web site **12**, or at an alternate control location **12**, is used by the automated control location **12** to provide a personalized training system. The automated remote control location **12** records information from and about the user **34** before the first use, and before and/or during the first and each subsequent use. The automated remote control location **12** also has stored thereon general fitness information, in the form of a health database, as to diet, dietary needs, exercise routines, and diet and exercise results. This general information may be gathered by the automated remote control location **12** automatically from the web, by an automated web search, for example, or may be entered by one or more fitness, diet, and exercise experts onto the web site **12**. The information is then continuously compared to the actual user information, including both information entered by the user and information read from the user's body during exercise, and adjustments to the user location **34**, and, more particularly, to the fitness device **32** (i.e. the speed of the device **32**, the incline or resistance of the device **32**, or the duration or distance of the workout), are sent by the automated remote control location **12** to the fitness device **32** in real time based on the comparison. This comparison is performed by a fitness comparator, which may take the form of a software subroutine, for example. Feedback, either positive or negative, may also be provided to the user **34**, at a user interface, from the automated remote control location **12**.

In one embodiment of the present invention, the user at the user location **34** enters a set of goals to the remote control

4

location **12** through a user interface at the user location **34**. At each session, that particular user **34** may receive information concerning his distance from his goals and progress toward his goals. Furthermore, adjustments are made to the fitness device **32** before and during exercise to help the user **34** better achieve his goals. These adjustments are made based on a correlation at the automated control location **12** between the actual distance from the goals and the goals. Suggestions may be made by the automated remote control location **12** as to diet and exercise variations which would help the user **34** achieve his goals, and the exercise variations that are suggested may then be made to the fitness device automatically by receipt of control signals from the automated remote control location **12**. Alternative goals may also be suggested by the remote system **12** based on the comparisons and correlation discussed above. Finally, the user's exercise routine is tracked during each session, and other variables, such as diet, may also be tracked between sessions, and this tracked information is compared by the remote system **12** to the information which would allow the user **34** to meet his goals, thereby forming a personalized, permanent record of the user's diet and exercise history. Thus, an interactive virtual trainer is provided, without the need for an operator at the remote control location **12**.

In an exemplary embodiment, the user **34** enters the goal of losing **20** pounds, and that goal is sent to the automated remote location **12**. The automated remote location **12**, using the identifying user information, the calorie information entered by the user, and the goal, formulates a workout regimen unique to that user. During that and each subsequent workout session, the metabolism and physiology of the user **34** is monitored by the fitness device, and that information is sent to the remote location **12**. The difficulty and intensity of the workout are varied within the workout, by causing variations in the fitness device **32**, to account for changes in the user's physiology, as monitored by the fitness device **32**, in light of the user's goals. Further, the user's metabolism and physiology during previous workouts and responses to variations in previous workouts are compared to the current metabolism and physiology, and responses to current variations, and further variations to the fitness device **32** may be made based on these comparisons. At the close of each workout, the remote location **12** may issue a status update, such as the metabolic rate of the user **34**, the user's physiology during the workout, the number of calories burnt during the workout, and time estimations as to improvement of stamina, proximity to weight loss, and/or approximate time to reach the goal at the current status. All such updates and variations are based on the comparison between data received, and correlation between the goal of losing **20** pounds, and the actual progress toward the loss of **20** pounds. These same updates may be given during the exercise, rather than after, and may correspond directly to adjustments in the exercise equipment.

A fitness equipment interface **22** is provided for coupling the fitness device **32** to the network connection device **18**. A communication channel **24** is provided between the fitness device **32** and the fitness equipment interface **22** for transmitting information therebetween. Any suitable open communication language **26** can be used for communicating this information from the controller **28**. A safety interface **20** is provided within user location **34** between controller **28** and network connection device **18** for detecting whether a user falls off or the user heart rate goes too high and shutting the treadmill off.

The user location **34** interactively applies and receives the interactive information to the internet system **19** by way of

5

network connection device 18. The network connection device 18 can be a network computer, a personal computer, a cable television box, or any other suitable connection device. The user location information transmitted by way of the network connection device 18 can include personal information identifying or describing the user to the web site 12. For example, in addition to a user password if desired, the user location 34 can provide user information such as user heart rate, weight, age and gender.

Device information such as speed, incline and suspension can also be communicated by the user or automatically by way of the internet system 19. Any other information useful for interaction between the user location 34 and the web site 12 can also be applied to the internet system 19. The user information and the device information can be used by the web site 12, as well as by the controller 28, to calculate, for example, calorie information. Calorie information calculated in this manner can be used to provide control signals for controlling the fitness device 32 according to the calorie information, both in a current exercise session and in a future one. Information within the fitness system 10 can also be interactively communicated to and from third party applications 14. An internet browser 17 can be coupled to the network connection device 18. The internet browser 17 permits the user of fitness system 10 to browse the internet system 19 both during and between exercise sessions.

Referring now to FIGS. 2A–C, there is shown an exercise apparatus 32 having a plurality of resistance mechanisms, wherein the exercise equipment 32 is shown as a treadmill. As previously described, it will be understood that the system of the present invention can be applied to any type of exercise equipment. Thus, the fitness device 32 is set forth only as an illustrative example of the type of exercise equipment wherein the present invention can be advantageously applied. Furthermore, the fitness device 32 set forth is only a single example of the many types of treadmills that can be used within the fitness system 10.

In the fitness device 32 the first resistance mechanism 13 is a speed-varying mechanism and the second resistance mechanism is a grade-adjustment mechanism 15. In order to vary the speed of the fitness device 32, and thus increase the resistance of the first resistance mechanism 13, a variable-speed drive motor 16 is mechanically coupled in a conventional manner by a drive belt 19 to a drive roller 21 to rearwardly move a continuous belt 23. The continuous belt 23 is a rotating surface that rides upon a low-friction support surface 25. Although a drive belt 19 is shown for coupling the drive roller 21 to the drive motor 16, gears or the like can also be used. A freely-rotating rear roller 27 is provided to redirect the continuous belt 23 forwardly beneath the support surface 25 in a conventional manner.

The continuous belt 23 is adapted to prevent slippage on the drive roller 21 under ordinary loads. This can be accomplished by providing proper tensioning, coefficients of friction or by having treads in the underside of the belt 23 to mate with the drive roller 21. Thus, as the drive motor 16 rotates, the belt 23 rotates at a corresponding speed. Preferably, the drive motor 16 is a DC motor, for which the drive signals are voltages of appropriate levels applied to the motor 16 for specified periods of time. The fitness equipment controller 28 can provide one or more signals that determine the resistance level of the first resistance mechanism 13 for controlling the speed of the fitness device 32.

To vary the grade or incline angle of the rotating treadmill surface a conventional motor-driven windlass can be used. This alters the resistance of the second resistance mechanism

6

15 and alters the amount of exertion required by the user to remain on the apparatus 32. An incline motor 36 is mechanically coupled at its shaft 35 to a drum 38 or cylinder 38 provided for this purpose. The drum 38 is provided with a cable 40 so that rotating the drum 38 winds or unwinds the cable 40 to raise or lower a lift frame 48 as the incline motor 36 is operated.

The incline motor 36 is also controlled by signals from the controller 28. The incline motor 36 can be a stepping motor controlled by controller signals that are pulses. It can also be an AC or DC motor 36 wherein the control signals from the controller 28 cause voltages of appropriate levels to be applied to the incline motor 36 for specified periods of time. For example, a conventional treadmill incline mechanism can be used wherein a control signal activates a relay to apply power to a fractional AC motor until the grade is incremented by the desired amount. In this manner, the controller 28 provides one or more signals that determine the grade of the drive roller 21 and thereby the resistance level of the second resistance mechanism 15. Additionally, a braking system can be provided in the fitness device 32 and the controller 28 can control the braking system using control signals.

In one embodiment of a fitness device 32, the controller 28 can adjust the grade between 0.0 percent (level, or 0.0 degrees) and 16 percent in one-half percent increments. The incline motor 36 is preferably a reversible motor of a type that remains locked in position when power is removed so that the cable 40 does not unwind due to gravitational force. Alternatively, mechanical means such as gears, stops and the like may provide the reversibility and locking features.

Referring now to FIG. 3, there is shown a block diagram representation of the controller 28 of the programmable fitness device 32. The controller 28 can include a microprocessor 72, a memory 74, a timer 75 and input/output (I/O) circuitry 76 connected in a conventional manner. The memory 74 can include random access memory (RAM), read-only memory (ROM), or any other type of storage means. The I/O circuitry 76 can include conventional buffers, drivers, relays and the like, such as for driving the motors 16, 36 with sufficient power. Conventional circuitry for latching output signals from the microprocessor 72 is also ordinarily included in the output circuitry 76. Thus, output signals from the microprocessor 72, interfaced through the output circuitry 76, control the drive motor 16 and incline motor 36.

The output signals of the microprocessor 72 also control the display 98 which can be located on a console 94 of the exercise equipment 32. It will be understood that information representative of the operation of any of the devices included in the controller 28 can be interactively transmitted between the user location 34 and the web site 12 by way of I/O circuitry 76 which is coupled to the internet system 19 by way of interface 22.

Since the speed and grade of the fitness device 32 is determined by the controller 28, the controller 28 normally has all speed and grade information required to the fitness control device 32. However, it is preferable to include a speed sensor for detecting the actual speed of the fitness device 32 and an incline sensor for determining the actual grade. Sensors suitable for this purpose are well known to those skilled in the art. For example, a speed sensor 78 can be a conventional Hall effect type sensor adapted to provide a value to the controller 28 that indicates the revolutions per minute of the drive roller 21. The controller 28 can then convert the value received from speed sensor 78 to miles per

hour. The incline sensor **80** can be any conventional sensor suitable for the purpose.

In accordance with one aspect of the invention, the resistance levels of the resistance mechanisms **13**, **15** of the fitness device **32** can be varied with respect to one another according to the heart rate of the user. Additionally, the heart rate can be monitored by the controller **28** or the web site **12** for safety reasons. Accordingly, the fitness device pulse detection circuitry **82** secured to the user by a strap **92** detects the user heart rate. A suitable timer, such as a timer **75**, is used to determine the rate of the pulse signals received from the detection circuitry **82**. Any conventional pulse detection circuitry **82** can be used provided it can supply a signal corresponding to the user heart rate for the input circuitry **76** of the controller **28**. The pulse detection circuitry **82** can include an electrocardiograph-type detection device that senses electric currents or electrical potentials on the user in order to provide a signal corresponding to the heart rate, or any other type of device that senses user heart rate and provides corresponding signals. The output of a transducer **84** within the pulse detection circuitry **82** can be amplified by an amplifier **86** and transmitted by a transmitter **88** to an I/O receiver **90**.

The previous description of the preferred embodiments is provided to enable those skilled in the art to make and use the present invention. The various modifications to these embodiments will be readily apparent to those skilled in the art, and the generic principles defined herein may be applied to other embodiments without the use of the inventive faculty. Thus, the present invention is not intended to be limited to the embodiments shown herein but is to be accorded the widest scope consistent with the principles and novel features disclosed herein. For example, air pressure at the user location can be monitored and controlled in the manner previously described in the system of the present invention. The air pressure device can, for example, be a bladder, any type of air suspension, or any type of hydraulic system. Additionally, a cooling fan for variably blowing air on a user can be controlled according to the user temperature. The temperature of various components at the user location can also be monitored and controlled.

What is claimed is:

1. A personalized training system, comprising:

a user at a user location, wherein said user enters a first plurality of user information at the user location;

an automated control location that is remotely connected to the user location through a communicative connection, which automated control station receives the first plurality of user information;

a fitness device at the user location, which said fitness device is remotely connected to said automated control location through the communicative connection, which said fitness device monitors a second plurality of user information during exercise on said fitness device and sends the second plurality of user information to said automated control location; and

a fitness comparator that includes a health database, wherein said fitness comparator is resident at the automated control location, and wherein said fitness comparator compares the first plurality of user information, the second plurality of user information, and the health database, and thereby formulates an adjustment to said fitness device, wherein the adjustment is sent to said fitness device through the communicative connection, and wherein the health database comprises non-user specific health information obtained by searching the internet.

2. The personalized training system of claim 1, wherein said automated control location is a web site.

3. The personalized training system of claim 1, wherein the health database includes at least one piece of information selected from the group consisting of dietary needs, exercise routines, and diet and exercise results.

4. The personalized training system of claim 1, wherein the web search is an automated function of said automated control location.

5. The personalized training system of claim 1, wherein the first plurality of user information is a goal set.

6. The personalized training system of claim 5, wherein the goal set comprises losing a user specified weight amount.

7. The personalized training system of claim 5, wherein the goal set comprises increasing musculature in a user specified bodily region.

8. The personalized training system of claim 5, wherein the goal set comprises increasing stamina to a user specified level.

9. The personalized training system of claim 5, wherein the adjustment is a function of achievement of the goal set.

10. The personalized training system of claim 1, wherein the second plurality of user information is at least one piece of information selected from the group consisting of heart rate, metabolic rate, and stress rate.

11. A method of fitness training, comprising:

entering a first plurality of user information at a user location;

communicatively connecting an automated control location to the user location;

receiving the first plurality of user information at the automated control location;

communicatively connecting a fitness device at the user location to the automated control location;

monitoring a second plurality of user information during exercise on the fitness device;

sending the second plurality of user information to the automated control location;

comparing, at the automated control location, the first plurality of user information, the second plurality of user information, and a health database;

forming the health database by searching the internet for non-user health specific information;

automatically formulating at least one adjustment to the fitness device based on said comparing;

sending the adjustment to the fitness device from the automated control location through the communicative connection; and

adjusting the fitness device according to the adjustment received at the fitness device.

12. The method of claim 11, further comprising forming the health database by selecting at least one piece of information from the group consisting of dietary needs, exercise routines, and diet and exercise results.

13. The method of claim 11, wherein said forming is automatically performed by the automated control location.

14. The method of claim 11, wherein said entering comprises the user selecting a physiological goal.

15. The method of claim 14, wherein said comparing comprises correlating by the automated control location between the goal selected and exercise necessary to achieve the goal.

9

16. The method of claim 15, wherein said correlating is based on the second plurality of user information during said correlating.

17. The method of claim 14, further comprising providing feedback generated by the automated control location to the user on progress toward the goals. 5

18. The method of claim 17, wherein said providing feedback occurs during an exercise session.

19. The method of claim 17, wherein said providing feedback occurs after an exercise session. 10

20. The method of claim 14, further comprising suggesting to the user, using the automated control location, alter-

10

native dietary or exercise routines which would help the user reach the goals.

21. The method of claim 11, wherein said comparing, said formulating, said sending, and said adjusting comprise automatically creating a unique fitness regimen specifically for the user.

22. The method of claim 11, further comprising permanently recording the first plurality, the second plurality, and the adjustment generated by said comparing.

* * * * *