

HIGHLIGHTS OF PRESCRIBING INFORMATION

These highlights do not include all the information needed to use Metvixia safely and effectively. See full prescribing information for Metvixia.

METVIXIA (methyl aminolevulinate) Cream, 16.8%

For Topical Use Only

Initial U.S. Approval: 2004

INDICATIONS AND USAGE

Metvixia Cream, a porphyrin precursor, in combination with the Aktilite CL128 lamp, a narrowband, red light illumination source, is indicated for treatment of thin and moderately thick, non-hyperkeratotic, non-pigmented actinic keratoses of the face and scalp in immunocompetent patients when used in conjunction with lesion preparation in the physician's office when other therapies are considered medically less appropriate (1)

DOSAGE AND ADMINISTRATION

Photodynamic therapy with Metvixia Cream is a multi-stage process comprised of:

- lesion preparation
- application of Metvixia Cream
- occlusion for 3 hours
- removal of excess cream with saline
- illumination with the Aktilite CL128 lamp emitting a narrow output spectrum red light with a peak at 630 nm and a spectral half-width of approximately 20 nm at a light dose of 37 J/cm² using the Aktilite CL128 lamp.

Two treatment sessions should be administered one week apart. Multiple lesions may be treated during the same treatment session using a total of not more than 1 grams (half tube) of Metvixia Cream. Wear nitrile gloves at all times during this procedure. (2)

Metvixia Cream is not for ophthalmic, oral or intravaginal use. (2)

DOSAGE FORMS AND STRENGTHS

Metvixia Cream, 16.8% (3)

CONTRAINDICATIONS

Metvixia Cream is contraindicated in patients with (4):

- cutaneous photosensitivity
- known allergies to porphyrins
- known sensitivities to any of the components of Metvixia Cream, which includes peanut and almond oil

WARNINGS AND PRECAUTIONS

Metvixia Cream is intended for topical use in the physician's office by physicians only. The recurrence rate of treated lesions is unknown. (5.1)

- Patients and providers should wear protective eyewear before operating the Aktilite lamp. Patients should be cautioned with regard to protective clothing after exposure to Metvixia (5.2).
- Do not apply to the eyes or to mucous membranes. Metvixia Cream has demonstrated a high rate of contact sensitization (allergenicity) (5.3).

ADVERSE REACTIONS

Most common related adverse reactions (incidence greater than 10% and greater than placebo) are erythema; pain, burning and discomfort; pruritus; scabbing, crusting and erosions; edema and exfoliation of the skin (6)

To report SUSPECTED ADVERSE REACTIONS, contact XXXX at 1-8XX-XXXX or FDA at 1-800-FDA-1088 or www.fda.gov/medwatch.

USE IN SPECIFIC POPULATIONS

No overall differences in safety and efficacy were observed between patients aged 65 years and older and those who were younger (8.5)

See 17 for PATIENT COUNSELING INFORMATION and FDA approved labeling

Revised: 6/2008

FULL PRESCRIBING INFORMATION: CONTENTS*

- 1 INDICATIONS AND USAGE**
 - 2 DOSAGE AND ADMINISTRATION**
 - 2.1 Lesion preparation
 - 2.2 Application of Metvixia Cream
 - 2.3 Application of Occlusive Dressing
 - 2.4 Occlusion for 3 hours
 - 2.5 Removal of excess cream with saline
 - 2.6 Illumination with red light (Aktilite CL128 lamp)
- [SEE ALSO OPERATORS MANUAL FOR AKTILITE CL128]
- 3 DOSAGE FORMS AND STRENGTHS**
 - 4 CONTRAINDICATIONS**
 - 5 WARNINGS AND PRECAUTIONS**
 - 5.1 General
 - 5.2 Photosensitivity
 - 5.3 Hypersensitivity
 - 5.4 Coagulation Defects
 - 5.5 Device
 - 6 ADVERSE REACTIONS**
 - 6.1 Dermal Safety Studies
 - 6.2 Clinical Studies Experience
 - 6.3 Postmarketing Experience
 - 7 DRUG INTERACTIONS**
 - 8 USE IN SPECIFIC POPULATIONS**
 - 8.1 Pregnancy
 - 8.3 Nursing Mothers

- 8.4 Pediatric Use
- 8.5 Geriatric Use
- 10 OVERDOSAGE**
 - 10.1 Metvixia Cream Overdose
 - 10.2 Aktilite Red Light Overdose
- 11 DESCRIPTION**
- 12 CLINICAL PHARMACOLOGY**
 - 12.1 Mechanism of Action
 - 12.2 Pharmacokinetics
- 13 NONCLINICAL TOXICOLOGY**
 - 13.1 Carcinogenesis, Mutagenesis, Impairment of Fertility
 - 13.3 Reproductive Toxicology
- 14 CLINICAL STUDIES**
- 16 HOW SUPPLIED/STORAGE AND HANDLING**
- 17 PATIENT COUNSELING INFORMATION**

*Sections or subsections omitted from the full prescribing information are not listed.

FULL PRESCRIBING INFORMATION

1 INDICATIONS AND USAGE

Metvixia Cream in combination with Aktilite CL128 lamp red light illumination is indicated for treatment of thin and moderately thick, non-hyperkeratotic, non-pigmented actinic keratoses of the face and scalp in immunocompetent patients. This photodynamic therapy should be used in conjunction with appropriate lesion preparation in the physician's office when other therapies are considered medically less appropriate [*See Dosage and Administration (2)*].

The safety and efficacy have not been established for the treatment of cutaneous malignancies or for skin lesions other than non-hyperkeratotic face and scalp actinic keratoses using PDT with Metvixia Cream. The safety and efficacy of Metvixia Cream have not been established in patients with immunosuppression, porphyria or pigmented actinic keratoses.

2 DOSAGE AND ADMINISTRATION

Photodynamic therapy (PDT) for non-hyperkeratotic actinic keratoses with Metvixia Cream is a multi-stage process as described below: Two treatment sessions one week apart should be administered. Not more than one gram (half tube) of Metvixia Cream should be applied per treatment session. Multiple lesions may be treated during the same treatment session using a total of one gram of Metvixia Cream. Lesion response should be assessed 3 months after the last treatment session. Nitrile gloves should be worn when applying and removing the cream.

The Aktilite CL128 lamp, which is equipped with light emitting diodes (LEDs), emits red light with a narrow spectrum at approximately 630 nm, and a half-width of approximately 20 nm. The light dose to be used is 37 J/cm², and the lamp should be placed 50 to 80 mm from the skin. The area of skin that can be illuminated is 80 x 180 mm. Calibration by the operator is not needed, and the illumination time is calculated automatically. The LED panel window should be cleaned daily with a slightly moist clean cloth.

If Aktilite red light treatment is interrupted or stopped for any reason, it may be restarted. If the patient for any reason cannot have the red light treatment during the prescribed period after application (the 3 hour timespan), the cream should be rinsed off and the patient should protect the exposed area from sunlight, prolonged or intense light for at least 48 hours.

Use of Metvixia Cream without subsequent red light illumination is not recommended.

This product is to be used only by physicians in the physician's office. Metvixia Cream is not for ophthalmic, oral, or intravaginal use. Physicians should be knowledgeable about photodynamic therapy and familiar with the Aktilite Operators Manual prior to use of Metvixia Cream.

One Metvixia-PDT session consists of:

- Lesion preparation [*See Dosage and Administration (2.1)*]


- Application of Metvixia Cream [See Dosage and Administration (2.2)]
- Application of occlusive dressing [See Dosage and Administration (2.3)]
- Occlusion for 3 hours [See Dosage and Administration (2.4)]
- Removal of excess cream with saline [See Dosage and Administration (2.5)]
- Positioning Aktilite CL128 lamp [See Dosage and Administration (2.6)]
- Illumination with red light (Aktilite CL128 lamp) [See Dosage and Administration (2.7)]



2.1 Lesion preparation

Before applying Metvixia Cream, the surface of the lesions should be prepared with a small dermal curette to remove scales and crusts and roughen the surface of the lesion. This is to facilitate access of the cream and light to all parts of the lesion.

Figure 1A Lesion debridging



Only nitrile gloves should be worn during this and subsequent steps and Universal Precautions should be taken. Vinyl and latex gloves do not provide adequate protection when using this product.

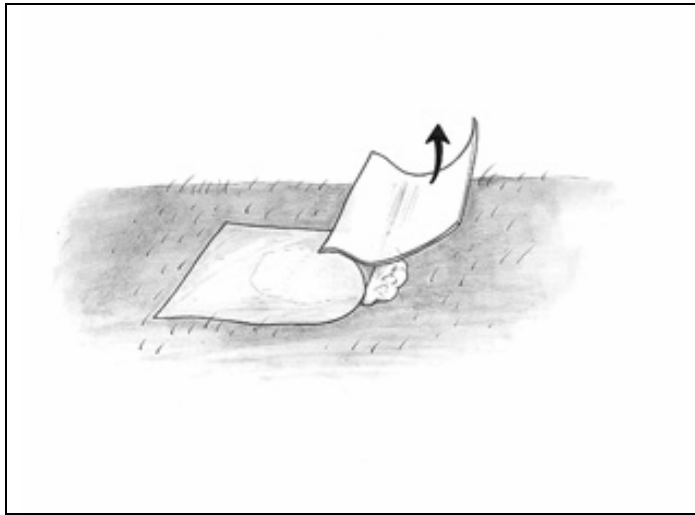
Figure 1B Lesion debridging



2.2 Application of Metvixia Cream

Using a spatula, apply a layer of Metvixia Cream about 1 mm thick to the lesion and the surrounding 5 mm of normal skin. Do not apply more than one gram (half tube) of Metvixia Cream per treatment session.

Figure 2: Cream application



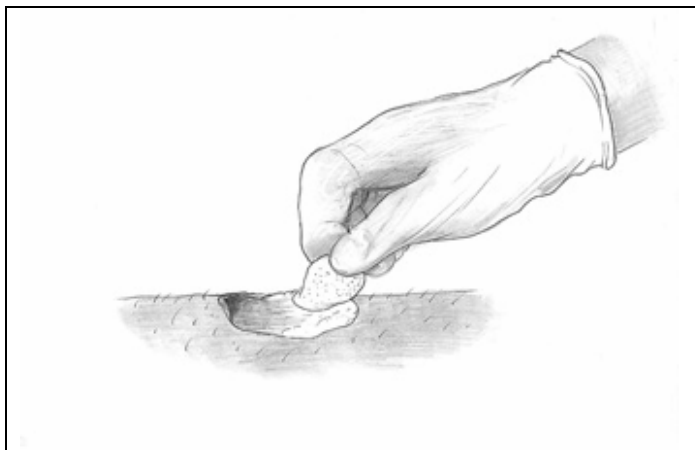
2.3 Occlusive Dressing – Cover

The area where the cream has been applied should then be covered with an occlusive, non-absorbent dressing for 3 hours. Multiple lesions may be treated during the same treatment session. Each treatment field is limited to an area of 80 x 180 mm.

Figure 3: Occlusive dressing application

2.4 Occlusion for 3 hours - (at least 2.5 hours, but no more than 4 hours).


After Cream application, patients should avoid exposure of the photosensitive treatment sites to sunlight or bright indoor light (e.g., examination lamps, operating room lamps, tanning beds, or lights at close proximity) during the period prior to Aktelite red light treatment. Exposure to light may result in a stinging and/or burning sensation and may cause erythema and/or edema of the lesions. Patients should protect treated areas from the sun by wearing a wide-brimmed hat or similar head covering of light-opaque material. Sunscreens will not protect against photosensitivity reactions caused by visible light. It has not been determined if perspiration can spread the Metvixia Cream outside the treatment site to the eyes or surrounding skin. The treated site should be protected from extreme cold with adequate clothing or remaining indoors between application of Metvixia Cream and Aktelite PDT light treatment.



2.5 Removal of Excess Cream with Saline

Following removal of the occlusive dressing, clean the area with saline and gauze. Wear nitrile gloves.

Figure 4: Cream removal



2.6 Positioning Aktilite CL128 Lamp

See Aktilite CL128 Operators Manual for specific warnings, cautions and instructions. If necessary adjust the dose to 37 J/cm^2 . Calibration by the operator is not required. Position the lamp over the area to be illuminated by the use of guide light. The distance between the LED panel and the lesion surface should be 50 to 80 mm (2 to 3.2 in).

Do not stare into the beam. The patient and operator should wear appropriate eye protection during illumination. Patient protective goggles or eye shields are dark or of metal to block visible light.

Figure 5: Positioning Aktilite CL128

2.7 Illumination with Aktilite CL128 Lamp Red Light

The required illumination time (7-10 minutes) is calculated automatically, and remaining time will be displayed at the control panel. The illumination stops automatically. The illumination may be paused and started again.

Patients should be advised that transient pain, burning or stinging at the target lesion sites may occur during the period of light exposure.

Figure 6: Illumination

3 DOSAGE FORMS AND STRENGTHS

16.8% cream in 2 g tubes

4 CONTRAINDICATIONS

Metvixia Cream is contraindicated in patients with cutaneous photosensitivity, or known allergies to porphyrins, and in patients with known sensitivities to any of the components of Metvixia Cream, which includes peanut and almond oil[See *Warnings and Precautions* (5)].

5 WARNINGS AND PRECAUTIONS

5.1 General

Metvixia Cream is intended for topical use in the physician's office by physicians.

Metvixia Cream has not been studied for more than one course which consists of two treatment sessions one week apart. There is no information available regarding the recurrence rate for lesions treated with this therapy. Clinical studies did not follow patients beyond 3 months, and the recurrence rate of treated lesions is unknown.

5.2 Photosensitivity

During the time period between the application of Metvixia Cream and exposure to Aktilite red light illumination, the treatment site will become photosensitive.

If for any reason the patient cannot have the Aktilite red light treatment after application of Metvixia Cream, the cream should be rinsed off, and the patient should protect the treated area from sunlight, prolonged or intense light for two days. Prolonged exposure for greater than 4 hours to Metvixia Cream should be avoided.

After Metvixia Cream application, patients should avoid exposure of the photosensitive treatment sites to sunlight or bright indoor light (e.g., examination lamps, operating room lamps, tanning beds, or lights at close proximity) during the period prior to red light treatment. Exposure to light may result in a stinging and/or burning sensation and may cause erythema and/or edema of the lesions. Before exposure to sunlight, patients should, therefore, protect treated lesions from the sun by wearing a wide-brimmed hat or similar head covering of light-opaque material. Sunscreens will not protect against photosensitivity reactions caused by visible light. The treated site should be protected from extreme cold with adequate clothing or remaining indoors between application of Metvixia Cream and Aktilite red light treatment.

After illumination of Metvixia Cream, the area treated should be kept covered and away from light for at least 48 hours.

Because of the potential for skin to become photosensitized, the Metvixia Cream should be used by a trained physician to apply drug only to non-hyperkeratotic actinic keratoses and perilesional skin within 5 mm of the lesion. Redness, swelling, burning, and stinging are expected as a result of therapy; however, if these symptoms increase in severity and persist longer than 3 weeks, the patient should contact their doctor.

5.3 Hypersensitivity

Metvixia Cream has demonstrated a high rate of contact sensitization (allergenicity) [*See Adverse Reactions (6.1)*]. Care should be taken by the physician applying Metvixia Cream to avoid inadvertent skin contact. Nitrile gloves should be worn when applying and removing the cream. Vinyl and latex gloves do not provide adequate protection when using this product.

Metvixia Cream is formulated with refined peanut and almond oil.
Metvixia Cream has not been tested in patients who are allergic to peanuts.

5.4 Coagulation defects

Metvixia Cream has not been tested on patients with inherited or acquired coagulation defects.

5.5 Aktilite Lamp

Before operating the Aktilite CL128 lamp, personnel should refer to the Operators Manual for specific warnings, cautions and instructions. Care should be exercised when positioning and operating the lamp. During the red light illumination period, the patient, operator and other persons present should wear protective goggles that sufficiently screen out the appropriate spectrum of red light. The protective goggles or eye shields provided for the patient are dark or of metal to block visible light. The green professional protective glasses provided for the operator screen out the relevant spectrum of red light and the room will still appear bright for the operator to see. Do not stare into the beam.

For lamp assembly, maintenance, service and technical data the personnel should refer to the Operators Manual.

6 ADVERSE REACTIONS

6.1 Dermal Safety Studies

Studies in healthy volunteer subjects and subjects with actinic keratoses previously treated with Metvixia-PDT on at least 4 previous occasions have demonstrated that Metvixia Cream has the potential to cause irritancy and sensitization. A cumulative irritancy and sensitization (allergenicity) study of Metvixia Cream with a cross-sensitization challenge with aminolevulinic acid (ALA) was performed in 156 subjects. Metvixia Cream was applied 3 times each week for 3 weeks (total of 9 applications), to separate sites on the back of healthy volunteers. After each application, the area was covered by an aluminum Finn Chamber. After the 3-week continuous treatment period and a 2-week interval without further applications, subjects were challenged with Metvixia Cream, Metvixia vehicle, ALA, and ALA-vehicle creams for 48 hours. Assessment of skin reactions was performed 48, 72, and 96 h after start of the challenge cream application. Only 98 of the 156 subjects tested entered the challenge phase because of a high incidence of local irritancy evident as erythema. Of the 58 subjects who were challenged with Metvixia Cream, 30 (52 %) showed contact sensitization. Of the 98 subjects who were challenged with ALA, only 2 (2 %) showed equivocal reactions the remaining subjects having negative responses.

The potential for sensitization was also assessed by patch testing a total of 21 patients with actinic keratoses previously treated with Metvixia-PDT on at least 4 previous occasions. Metvixia Cream 16.8 % and vehicle cream were applied to different sites on the lower back for 48 hours. Three of the 21 patients (14%) showed contact sensitization associated with erythema scores ≥ 4 (strong erythema spreading outside the patch) and edema, vesiculation, papules and glazing.

6.2 Clinical Studies Experience

Because clinical trials are conducted under widely varying conditions, adverse reaction rates observed in the clinical trials of a drug cannot be directly compared to rates in the clinical trials of another drug and may not reflect the rates observed in practice.

A total of 231 subjects, each with 4 - 10 actinic keratoses were enrolled in 2 double-blind, randomized, vehicle-controlled clinical trials. Subjects were randomized to receive Aktilite PDT with Metvixia Cream 16.8 % or Vehicle cream on 2 occasions 1 week apart. Cream was applied for approximately 3 hours under occlusion followed immediately by illumination using the Aktilite CL128 lamp, delivering red light at a dose of 37 J/cm².

Table 1 shows the incidence and severity of local (treatment site) adverse reactions in these two trials. The most frequent adverse reactions were associated with phototoxicity at the treatment site. Pain and burning sensation typically begin during illumination and generally resolve completely within a few minutes or hours, but may last up to a few days. Erythema and other signs generally resolve within a few days to 3 weeks.

In these two studies, out of 126 subjects treated with Metvixia Cream, six Metvixia Aktelite PDT subjects did not complete the full two treatment session regimen due to adverse reactions such as headache, pain, or burning. These subjects either stopped illumination early or did not have the second treatment. In addition, 12 Metvixia PDT subjects paused illumination due to pain, burning or stinging but did subsequently complete treatment.

Table 1: Incidence of Treatment Site Adverse Reactions in $\geq 1\%$ of Subjects in Studies 1 and 2 (Safety Population)

	Metvixia & Aktelite PDT n = 126		Vehicle & Aktelite PDT n = 105	
	All Grades*	Severe	All Grades*	Severe
Any Treatment Site Adverse Reaction	113 (90%)	28 (22%)	48 (46%)	0 (0%)
Skin burning/pain/discomfort	109 (86%)	25 (20%)	38 (36%)	0 (0%)
Erythema	80 (63%)	7 (6%)	11 (10%)	0 (0%)
Scabbing/crusting/blister/erosions	36 (29%)	2 (2%)	1 (1%)	0 (0%)
Pruritus	28 (22%)	0 (0%)	8 (8%)	0 (0%)
Skin or eyelid edema	23 (18%)	2 (2%)	1 (1%)	0 (0%)
Skin exfoliation	17 (14%)	4 (3%)	3 (3%)	0 (0%)
Skin warm	5 (4%)	0 (0%)	2 (2%)	0 (0%)
Application site discharge	3 (2%)	0 (0%)	0 (0%)	0 (0%)
Skin hemorrhage	2 (2%)	0 (0%)	0 (0%)	0 (0%)
Skin tightness	2 (2%)	0 (0%)	0 (0%)	0 (0%)
Skin hyperpigmentation	2 (2%)	0 (0%)	0 (0%)	0 (0%)

*Mild, Moderate, or Severe

6.3 Postmarketing Experience

The following adverse reactions have been identified during post approval use of Metvixia Cream outside of the United States. Because these reactions are reported voluntarily from a population of uncertain size, it is not always possible to reliably estimate their frequency or establish a causal relationship to drug exposure.

Reports of serious adverse reactions at or near the application site include pain, erythema, edema, pustules, scab, crusting, and hyperpigmentation. Allergic reactions reported include eczema, allergic contact dermatitis and urticaria. Most cases were localized to the treatment area; rarely erythema and swelling have been more extensive. At sites distant from the application site there have been reports of squamous cell carcinoma of the skin, as expected in this population. There have been occasional reports of eye disorders including edema, eyelid swelling, macular edema, vitreous detachment and keratitis.

7 DRUG INTERACTIONS

There have been no studies of the interaction of Metvixia Cream with other drugs, including local anesthetics. It is possible that concomitant use of other known photosensitizing agents might increase the photosensitivity reaction of actinic keratoses

treated with Metvixia Cream.

8 USE IN SPECIFIC POPULATIONS

8.1 Pregnancy

Teratogenic effects: Pregnancy Category C:

There are no adequate and well-controlled studies with Metvixia Cream in pregnant women. Intravenous methyl aminolevulinate hydrochloride (HCl) was teratogenic in rabbits at a high dose. Metvixia cream should be used during pregnancy only if the potential benefit justifies the potential risk to the fetus.

A Maximum Topical Human Dose (MTHD) of 2 g of Metvixia Cream 16.8% containing 420 mg methyl aminolevulinate hydrochloride corresponding to 7 mg/kg or 259 mg/m² for a 60 kg patient and an estimated maximum systemic uptake of 1% was used for the animal multiple of human systemic exposure calculations presented in this labeling.

In development toxicity studies, pregnant rabbits received intravenous doses of methyl aminolevulinate hydrochloride up to 926 times the MTHD on Days 6 to 18 of gestation. Slightly lower fetal body weights and increased incidences of fetuses with jugs connected/fused to maxilla, supernumerary ribs, incompletely ossified cranial bones and other ossification irregularities were noted in the high dose (926 times the MTHD) group, compared to the control group. The embryo-fetal effects in the high dose group were associated with maternal toxicity. These effects did not occur at 463 times the MTHD based on mg/m² comparisons and an estimated maximum systemic uptake of 1%. Developmental toxicity studies in rats were negative at daily exposure levels up to 1622 times the MTHD on a mg/m² basis.

In the prenatal and postnatal development toxicity study, pregnant rats received intravenous doses of methyl aminolevulinate hydrochloride up to 1160 X the MTHD from Day 6 of gestation to Day 24 of lactation. There were no treatment-related effects on litter size, pup mortality, pup weights, or post weaning performance in the pups (including development and reproduction). A slightly longer duration of gestation and a slight delay in pup physical development were noted in the 580-1160 X the MTHD groups. (*see Section 13.3*)

8.3 Nursing Mothers

It is not known whether this drug is excreted in human milk. Because many drugs are excreted in human milk, caution should be exercised when Metvixia Cream is administered to a nursing woman.

8.4 Pediatric Use

Actinic keratosis is not a condition generally seen within the pediatric population. The safety and effectiveness in pediatric patients below the age of 18 have not been established.

8.5 Geriatric Use

Of the 211 subjects in the clinical studies with Metvixia-PDT, 136 subjects were 65 and over. No overall differences in safety or effectiveness were observed between these subjects and younger subjects, and other reported clinical experience has not identified differences in responses between the elderly and younger patients, but greater sensitivity of some older individuals cannot be ruled out.

10 OVERDOSAGE

10.1 Metvixia Cream Overdose

Metvixia Cream overdose has not been reported. If the patient for any reason cannot have the red light treatment during the prescribed period after application (the 3 hour timespan), the cream should be rinsed off with saline and water, and the patient should protect the exposed area from sunlight, prolonged or intense light for two days.

10.2 Aktilite Red Light Overdose

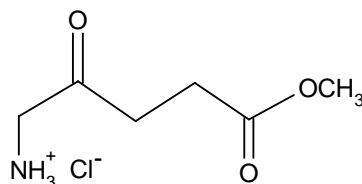
Red light overdose (excess illumination time) using Aktilite CL128 following Metvixia Cream application has not been reported. If red light overexposure were to result in a burn, the patient should be treated in accordance with standard practice for treatment of cutaneous burns.

11 DESCRIPTION

Metvixia Cream is an oil in water emulsion. Metvixia Cream contains methyl aminolevulinate hydrochloride equivalent to 168 mg/g of methyl aminolevulinate.

Methyl aminolevulinate hydrochloride is a white to slightly yellow powder that is freely soluble in water and methanol, soluble in ethanol and practically insoluble in most organic solvents.

The chemical formula for methyl aminolevulinate HCl is $C_6H_{11}NO_3 \bullet HCl$ (MW=181.62) and it has the following structural formula:



Metvixia Cream, for topical use only, is cream to pale yellow in color, contains glyceryl monostearate, cetostearyl alcohol, polyoxyl stearate, cholesterol and oleyl alcohol as emulsifying agents. It also contains glycerin, white petrolatum, isopropyl myristate, refined peanut oil, refined almond oil as emollients, edetate disodium as a chelating agent and methylparaben and propylparaben as preservatives.

12 CLINICAL PHARMACOLOGY

12.1 Mechanism of Action

Photosensitization following application of Metvixia Cream occurs through the metabolic conversion of methyl aminolevulinate (prodrug) to photoactive porphyrins (PAPs), which accumulate in the skin lesions to which Metvixia Cream has been applied. When exposed to light of appropriate wavelength and energy, the accumulated photoactive porphyrins produce a photodynamic reaction, resulting in a cytotoxic process dependent upon the simultaneous presence of oxygen. The absorption of light results in an excited state of porphyrin molecules, and subsequent spin transfer from photoactive porphyrins to molecular oxygen generates singlet oxygen. Metvixia photodynamic therapy (PDT) of

actinic (solar) keratosis lesions is the combination of photosensitization by topical application of Metvixia cream to the lesions and subsequent illumination with red light of narrow spectrum using a light dose of 37 J/cm² delivered by the Aktelite CL128 lamp.

12.2 Pharmacokinetics

The time-course of Protoporphyrin IX in actinic keratosis lesions and surrounding skin after application of Metvixia Cream has been monitored by means of fluorescence. The optimum concentration of methyl aminolevulinate cream (16.8 %) and duration of application (3 h) were derived from such studies of pharmacokinetics in skin using a range of concentrations (1.6%, 8% and 16.8%) and cream application times (up to 28 h). Three hours after the application of Metvixia Cream fluorescence in the treated lesions was significantly greater than that seen in both treated and untreated normal skin, and after application of vehicle cream (not containing methyl aminolevulinate) to normal skin. In a fluorescence study of 8 patients with actinic keratoses using Metvixia Cream 16.8% applied for 3 h and illumination with the Aktelite CL128 lamp, 88 % photodegradation of Protoporphyrin IX was observed immediately after illumination, followed by a transient small secondary increase in fluorescence 2 hours after illumination. At 24 and 48 hours, 94% and 96 % degradation of Protoporphyrin IX, respectively from baseline, was observed.

13 NONCLINICAL TOXICOLOGY

13.1 Carcinogenesis, Mutagenesis and Impairment of Fertility

Long-term studies to evaluate the carcinogenic potential of Metvixia Cream have not been performed.

Methyl aminolevulinate was negative for genetic toxicity in the Ames assay, and the chromosomal aberration assay in Chinese hamster ovary cells, tested with and without metabolic activation and in the presence and absence of light. Methyl aminolevulinate was also negative in the *in vivo* micronucleus assay in the rat. In contrast, at least one report in the literature has noted genotoxic effects in cultured rat hepatocytes after aminolevulinate (ALA) exposure with PpIX formation. Other studies have documented oxidative DNA damage *in vivo* and *in vitro* as a result of ALA exposure.

A fertility study was performed in male and female rats with intravenous doses of methyl aminolevulinate hydrochloride up to 500 mg/kg/day (3000 mg/m², 1158 times the MTHD based on mg/m² comparisons and an estimated maximum systemic uptake of 1%). Males were treated for 4 weeks prior to mating and for 5 additional weeks after mating. The females were treated for 2 weeks prior to mating and then until Day 6 of gestation. There were no treatment-related effects on fertility and mating performance seen in this study.

13.3 Reproductive Toxicology

Development toxicity studies have been performed in pregnant rats with intravenous doses of methyl aminolevulinate hydrochloride up to 700 mg/kg/day on Days 6 to 16 of gestation. There were no treatment-related effects on fetal body weight, sex ratio, external malformations and variations, and skeletal abnormalities and ossification extent. Only a slight, non-significant increase in early embryonic death was noted in the 700 mg/kg/day group, compared to the control group. The fetal NOAEL (No Adverse Effect Level) was 350 mg/kg/day methyl aminolevulinate hydrochloride in pregnant rats (2100 mg/m², 811 times the MTHD based on mg/m² comparisons and an estimated maximum systemic uptake of 1%).

Development toxicity studies have also been performed in pregnant rabbits with intravenous doses of methyl aminolevulinate hydrochloride up to 200 mg/kg/day on Days 6 to 18 of gestation. Slightly lower fetal body weights and increased incidences of fetuses with jugals connected/fused to maxilla, supernumerary ribs, incompletely ossified cranial bones and other ossification irregularities were noted in the high dose (200 mg/kg/day) group, compared to the control group. The fetal NOAEL was 100 mg/kg/day methyl aminolevulinate hydrochloride in pregnant rabbits (1200 mg/m², 463 times the MTHD based on mg/m² comparisons and an estimated maximum systemic uptake of 1%).

In the prenatal and postnatal development toxicity study in rats treated with intravenous doses of methyl aminolevulinate hydrochloride up to 500 mg/kg/day from Day 6 of gestation to Day 24 of lactation, there were no treatment-related effects on litter size, pup mortality, pup weights, and post weaning performance of the F1 animals including development and reproductive capacity. Only a slightly longer duration of gestation and a slight delay in pup physical development were noted in the 250 and 500 mg/kg/day groups. The NOAEL was 125 mg/kg/day methyl aminolevulinate hydrochloride (750 mg/m², 290 times the MTHD based on mg/m² comparisons and an estimated maximum systemic uptake of 1%).

14 CLINICAL STUDIES

Metvixia Cream 16.8 % for photodynamic therapy (PDT) by illumination using the Aktilite CL128 lamp was studied in 211 randomized subjects with a total of 1555 non-hyperkeratotic actinic keratoses in two multicenter, randomized, double-blind vehicle-controlled clinical trials. One study was conducted in the USA and the other in the USA and Germany.

Each subject had 4 to 10 previously untreated, non-pigmented, grade 1 (thin) or 2 (moderate) actinic keratoses on the face and or scalp. Grade 3 (very thick and obvious) actinic keratoses were not treated in the studies.

Two sessions of PDT were administered at an interval of one week with patients randomized 1:1 to receive Metvixia-PDT or Vehicle-PDT on both occasions. Each session comprised lesion preparation (debridement with sharp curette) to roughen the surface, application of cream with subsequent maintenance for 3 hours under occlusion using an adhesive, non-absorbent dressing, removal of residual cream followed immediately by light activation. Red light illumination (630 nm) was provided by the Aktilite CL128 lamp and the light dose was 37 J/cm².

The subject complete response rate was assessed 3 months after the last treatment. Lesion clinical complete response was defined as complete disappearance of a lesion upon visual inspection and palpation. If all treated lesions within a subject were in clinical complete response 3 months after treatment, the subject was assessed as a complete responder. The subject complete response rates are shown in Table 2 for each of the two studies.

Table 2: Subject Complete Response after Lesion Debridement followed by Aktilite PDT with Metvixia vs. Vehicle – Studies 1 and 2

	Study 1		Study 2	
	Metvixia n = 49	Vehicle n = 47	Metvixia n = 57	Vehicle n = 58
Subjects with Complete Response	29 59.2%	7 14.9%	39 68.4%	4 6.9%

The overall lesion complete response rates and the response rates by lesion grade and location are shown in Table 3 for the two studies.

Table 3: Lesion Complete Response Rate by Grade and Location – Studies 1 and 2 conducted with Aktilite photodynamic therapy

		Study 1		Study 2	
		Metvixia n = 363	Vehicle n = 360	Metvixia n = 418	Vehicle n = 414
Lesions with Complete response		313 (86%)	188 (52%)	348 (83%)	119 (29%)
Grade 1		259	267	182	161
Face	Total	191	201	99	88
	CR	167 (87%)	121 (60%)	90 (91%)	33 (38%)
Scalp	Total	68	66	76	73
	CR	63 (93%)	29 (44%)	66 (87%)	31 (42%)
Grade 2		104	93	236	253
Face	Total	76	68	119	157
	CR	65 (86%)	29 (43%)	103 (87%)	35 (22%)
Scalp	Total	28	25	115	96
	CR	18 (64%)	9 (36%)	89 (77%)	20 (21%)

There was no difference between response rates to Metvixia Aktilite PDT for Grade 1 lesions on the face and scalp (CR rates of 89 % and 90 % respectively). For Grade 2 lesions, the corresponding CR rates to Metvixia Aktilite PDT were 86 % and 75 % respectively.

Metvixia Cream has not been studied for more than one course which consists of two treatment sessions one week apart. There is no information available regarding the recurrence rate for lesions treated with this therapy. Clinical studies did not follow patients beyond 3 months, and the recurrence rate of treated lesions is unknown.

16 HOW SUPPLIED/STORAGE AND HANDLING

Metvixia Cream, 16.8%, is available as the following:
2 gram aluminum tube, box of 1 (NDC 63069-401-01)

Keep out of reach of children

For topical use only by physicians in the physician's office. Dispense only to physicians and only to be applied by a physician.

Physicians should wear nitrile gloves when applying and removing Metvixia Cream. Vinyl and latex gloves do not provide adequate protection when using this product.

Store/Transport refrigerated, 2-8°C (36-46°F).

Use contents within one week after opening.

Should not be used after 24 hours out of refrigerator.

17 PATIENT COUNSELING INFORMATION

The physician should provide and discuss the attached Patient Package Insert with each patient.

PATIENT INFORMATION

Metvixia (met vik see a)
(methyl aminolevulinate hydrochloride) **Cream, 16.8%**

Read this Patient Information before you are treated with Metvixia Cream and each time you are treated. There may be new information. This leaflet does not take the place of talking with your doctor about your condition or treatment. Ask your doctor provider about anything you do not understand about Metvixia Cream.

Important note: Metvixia is for use on the skin only. Tell your doctor right away if Metvixia gets in your eyes or mouth.

What is the most important thing I need to know about Metvixia Cream?

- Metvixia Cream with light treatment (Photodynamic therapy or PDT) is only done in medical offices by trained doctors.
 - Metvixia Cream is not applied by patients and should not be applied by doctors who have not been trained in its use.
- Metvixia cream is for use in PDT with the Aktilite CL128 lamp.

What is Metvixia Cream?

Metvixia Cream is a prescription cream used with PDT to treat skin growths on the face and scalp called actinic keratosis (AK). Metvixia Cream is only used for AK skin growths that are thin and not dark colored. AK skin growths are caused partly by too much sun exposure. Metvixia Cream and PDT work together to treat AK skin growths.

Metvixia Cream has not been studied in children for any condition and should not be used in children.

Who should not use Metvixia Cream?

Do not use Metvixia Cream if:

- your skin over reacts to sun or light (photosensitivity); Talk with your doctor to be sure
- you are allergic to porphyrins or to any of the ingredients in Metvixia Cream including peanut and almond oil. See the end of this leaflet for a complete list of ingredients in Metvixia Cream.

What should I tell my doctor before treatment with Metvixia Cream?

Tell your doctor about all your medical conditions, including if you

- have or had skin cancer or other skin growths on your body
- have bleeding problems.
- **are pregnant or planning to become pregnant.** It is not known if Metvixia Cream can harm your unborn baby.
- **are breastfeeding.** It is not known if Metvixia Cream passes into your milk and if it can harm your baby. You should decide whether or not to stop breastfeeding while getting treatment with Metvixia Cream. Talk to your doctor for help with this choice.

Tell your doctor about all the medicines you take, including prescription and non-prescription medicines, vitamins and herbal supplements. It is not known if Metvixia Cream and other medicines can affect each other.

Know your medicines. Keep a list of your medicines and show it to your doctor and pharmacist when you start a new medicine.

How should I use Metvixia Cream?

- Metvixia Cream and PDT treatment is only done by trained doctors.
- You will receive 2 treatments with Metvixia Cream and PDT 1 week apart. Your doctor will check you three months after treatment to see if the treatment worked for you. (See the end of this leaflet for the section “Treatment with Metvixia Cream and PDT.”)

Metvixia Cream is for skin use only. Do not get Metvixia Cream in your eyes or mouth. Tell your doctor right away if this happens.

What should I avoid while using Metvixia Cream?

- **During the 3 hours that Metvixia Cream is on your skin:**
 - Avoid sunlight or bright indoor light (for example: examination lights, operating room lights, tanning beds or lights that are close to you). During this time, the treated areas of your skin are more sensitive to light. You may feel burning or stinging. Your treated skin may become red or your lesions may become swollen. Wear a protective hat and clothing if you need to be outside in the sun.
 - Avoid cold temperatures. Wear warm clothing and keep your treated skin areas covered if you are in cold temperatures, or stay indoors.
- **After treatment with Metvixia cream and PDT**, avoid sunlight or bright indoor light (for example: examination lights, operating room lights, tanning beds or lights that are close to you) for two days. During this time, the treated areas of your skin are more sensitive to light. Keep the treated areas of your skin covered. Wear a protective hat and clothing if you need to be outside in the sun.

- **If for any reason you are not treated with the lamp after Metvixia Cream has been applied to your skin:**
 - Carefully rinse off the Cream.
 - Avoid sunlight, indoor light that is bright (for example: examination lights, operating room lights, tanning beds or lights that are close to you) for two days after treatment. During this time, the treated areas of your skin are more sensitive to light. Wear a protective hat and clothing if you need to be outside in the sun.

What are the possible side effects of Metvixia Cream with PDT treatment?

Common side effects of Metvixia Cream with PDT treatment include the following skin reactions at the treated site:

- redness
- pain
- burning feeling
- stinging
- swelling
- crusting, peeling, blisters, bleeding, itching ulcers

Burning pain and stinging usually decline over a few hours. If skin redness, swelling and other signs of inflammation get worse and last longer than 3 weeks, call your doctor.

Tell your doctor about any side effects that bother you or do not go away. Your doctor should be able to treat them if needed.

These are not all the side effects of Metvixia Cream with PDT. Ask your doctor or pharmacist for more information.

Call your doctor for medical advice about side effects. You may report side effects to FDA at 1-800-FDA-1088.

General information about Metvixia Cream

This leaflet summarizes the most important information about Metvixia Cream. If you would like more information, talk with your doctor. You can ask your doctor for information about Metvixia Cream that is written for health professionals.

Toll-free number and/or website will be provided when available for the US market.

What are the ingredients in Metvixia Cream?

Active Ingredient: methyl aminolevulinate hydrochloride

Inactive Ingredients: Glyceryl monostearate, cetostearyl alcohol, poloxyl stearate, cholesterol, oleyl alcohol glycerin, white petrolatum, isopropyl myristate, refined peanut oil, refined almond oil, edetate disodium, methylparaben and propylparaben.

Treatment with Metvixia Cream and PDT




Figure 1: Lesion debridement

Your doctor will prepare your skin by gently scraping (debriding) your skin growths before treating with Metvixia Cream and PDT. A small skin scraper is used to remove scales and crusts and to roughen the surface of any skin growths. This is to help Metvixia Cream and PDT to reach all parts of the skin growths.



Figure 2: Cream application

Metvixia Cream is applied to the actinic keratosis skin growths and to a small area of the skin around the growths.




Figure 3: Clear bandage application

The treated skin areas will be covered with a special clear bandage for about 3 hours.

During these 3-hours avoid sunlight or bright indoor light (for example: examination lights, operating room lights, tanning beds or lights that are close to you). During this time, the treated areas of your skin are more sensitive to light. You may feel burning or stinging. Your treated skin area may turn red or become swollen (photosensitive reactions). Wear a hat and protective clothes if you need to be out in the sun during this time. Sunscreens will not help protect your treated skin during this time. In cold weather, protect your treated skin site from the cold with warm clothes or stay indoors for these 3 hours between the cream and light treatment.

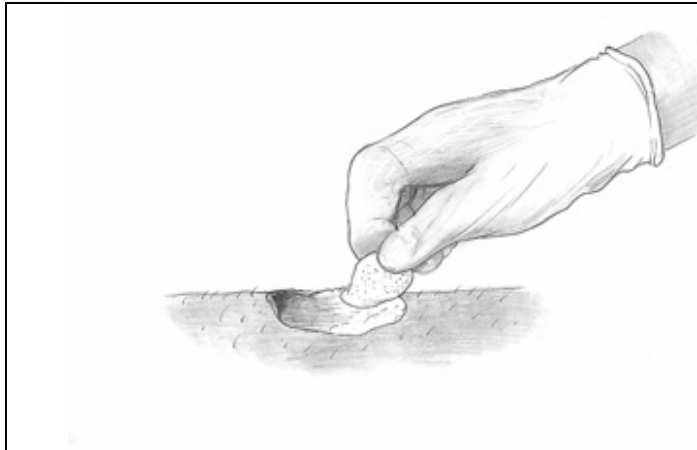


Figure 4: Cream removal

The bandage will be removed and the area will be rinsed with a saline solution before the PDT (light) treatment.

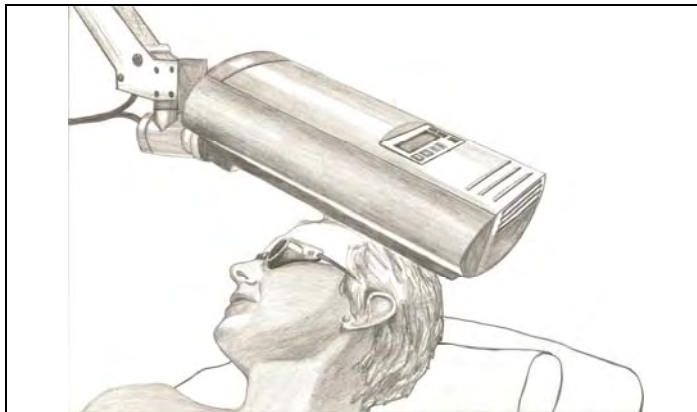


Figure 5: Positioning the lamp

The lamp will be positioned over the area to be illuminated by the use of guide light of reduced intensity. The distance between the lamp and the skin will be 50 to 80 mm (2-3.2 inch).

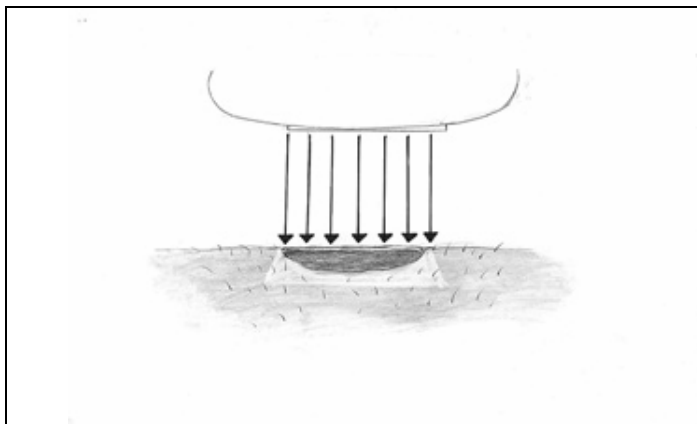


Figure 6: Illumination

The skin growth will be treated with PDT. PDT lasts about 10 minutes for each area treated with the lamp. You and your doctor will wear goggles to cover and protect your eyes from the light during this part of the treatment. Do not stare into the beam.

More than 1 skin growth may be treated at a time. Your treated skin areas may burn, feel painful, sting, or tingle during light treatment. The Aktelite light treatment can be stopped for a short period of time (paused) and then restarted if needed. Tell your doctor to stop the

light if you need the treatment paused because of discomfort, or if you need to adjust your goggles. If you cannot have the light treatment 3 hours after Metvixia Cream is applied, rinse the cream off your skin, protect your skin from sunlight and bright indoor light (for example: examination lights, operating room lights, tanning beds or lights that are close to you) for two days.

Issued June, 2008.

Metvixia Cream is a trade name of PhotocureASA.

Photocure ASA, Hoffsvæien 48, NO-0377 Oslo, Norway

Manufacturer: Penn Pharmaceutical Services Ltd., Tafarnaubach Industrial Estate, Tredegar, Gwent, NP22 3AA, UK.

Operators Manual



Aktilite® CL128

Table of Contents:

1	Intended Use	3
2	Safety Instructions, Precautions and Warnings	3
2.1	Safety instructions and precautions	3
2.2	Warnings	4
3	Description	5
4	Parts and Assembly	7
4.1	Parts	7
4.2	Assembly	8
5	Operating Instructions.....	9
6	Maintenance.....	11
7	Technical Data	12
7.1	Aktilite CL128 Certifications and Standards	12
7.1.1	<i>Specifications Aktilite CL128</i>	13
7.2	Power Supply for Aktilite CL128	13
8	Labels.....	15
9	Error Codes	16
10	Lamp accessories	19

1 Intended Use

The Aktilite® CL128 lamp is intended for use in combination with Metvixia™ Cream for treatment of thin and moderately thick, non-hyperkeratotic, non-pigmented actinic keratoses of the face and scalp in immunocompetent patients when used in conjunction with lesion preparation in the physician's office or other healthcare facility when other therapies are considered medically less appropriate.

See Physician's Package Insert for Metvixia Cream for information about the Metvixia Cream, its Contraindications, Warnings and Precautions, its Dosage and Administration, and other prescribing information.

2 Safety Instructions, Precautions and Warnings

2.1 *Safety instructions and precautions*

This device is only to be sold to, or to be used by or on the order of a physician or a healthcare professional. Aktilite® CL128 is for medical professional use only and should only be operated by trained personnel.

Patients and operators should use protective goggles during illumination. Only use eyewear that blocks red light. The Optical Density (O.D.) should be two or greater.

Aktilite® CL128 should be placed in an environment where a humidity of 10 to 80% (non-condensing) and a room temperature of 15 to 35°C (59 to 86°F) can be maintained.

Units should be allowed to warm up under non-condensing conditions before application of power.

Do not attempt to perform service, or open the lamp or power supply. Any kind of service should only be carried out by authorized personnel.

Aktilite® CL128 is safe and does not pose an electrical shock hazard to users if they are installed without alteration, and connected to a power outlet of the required specification (see chapter 7 for more information). The device is designed for indoor use only.

When connecting the cords, connect the lamp cord first, and then the mains cord. Never connect the mains cord to a power outlet with a voltage or frequency different from that indicated on the label on the power supply.

Do not expose this appliance to moisture.

Never push objects of any kind into the power supply or the lamp head as this may damage the system and may result in fire or electric shock.

When the system is left unattended and unused, unplug the power supply from the **mains** outlet for added protection.

Do not subject the power cord to excessive mechanical stress.

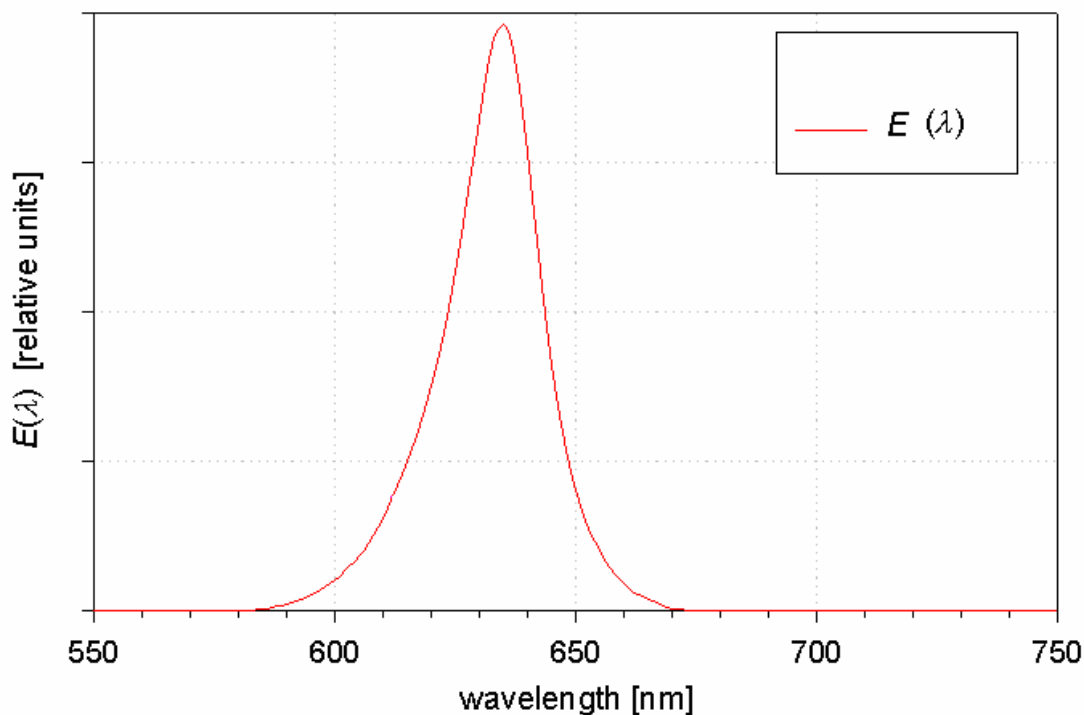
2.2 Warnings

Before using the Aktilite® CL128 you should carefully read the Operators Manual and the Metvixia™ Cream package insert for additional prescribing information.

3 Description

The Aktelite CL128 lamp with light emitting diodes (LEDs) emits red light of high stability with a narrow spectrum at approximately 630 nm, as shown in the light spectrum below. The light dose can be adjusted at the control panel, but the light dose to be used for Metvixia™ PDT is 37 J/cm². Calibration by the operator is not needed, and the illumination time is calculated automatically for the recommended working distance of 50 to 80 mm (2 to 3.2 inch). The illumination time is the same for working distances in this range. Aktelite® CL128 gives a homogenous light field of 80 x 180 mm (3.2 x 7.1 inch).

The emission spectrum of Aktelite® CL128 LED light



Aktelite® CL128 consists of three main parts: lamp head with a parallel arm, trolley stand and power supply.

It is essential that none of these elements be replaced by non-original parts. Photocure assumes no responsibility for any product where such replacement has occurred.

If any component of the Aktelite CL128 lamp needs to be replaced, please contact your supplier.



Weight of lamp head with parallel arm: 8.5 kg

Lamp head movement: Vertical/horizontal rotation and head tilt

4 Parts and Assembly

4.1 Parts

Please make sure that you have received the following:

Qty.	Component
1	Lamp with Parallel Arm
1	Universal Power Supply
1	Trolley Stand CL128
1	Set of cords
1	Professional Protective Glasses
1	Protective Goggles for the patient (black)
1	Protective Eye Shields for the patient
1	Operators Manual



Aktelite CL 128 lamp head with parallel arm



Trolley stand



Power supply



Professional Protective Glasses*
(PG-O)



Protective Goggles *
(PG-P)



Protective CapsEye Shields
(for patient)
(PC-P)

*The Professional Glasses only block red light and thus do not have any effect on the brightness in the room, while the Protective Goggles have dark lenses and might make it more difficult to see.

4.2 Assembly

- Place the lamp arm in the trolley stand. Connect the cable from the lamp to the power supply with the bayonet plug. The plug should be held at the cable end and turned until it locates in the power supply's connector. The metal bayonet ring (not the plug) should then be turned clockwise to draw the plug in to the connector and to fasten the connector and plug together (see picture below). The plugs for CL128 are located on the underside of the power supply (see picture below).
- Connect the mains plug to the power supply and to an appropriate mains outlet.



Power Supply Aktelite CL128

5 Operating Instructions

NOTE: The patient and operator must always wear eye protection when the Aktelite lamp is operated at full brightness.



The Aktelite Control Panel.

NOTE: Only light key presses are required to operate the Aktelite lamp. Invalid key presses will cause two short audible tones.

Skin preparation before switching on the Aktelite Lamp:

Read the Metvixia Cream Dosage and Administration section for instructions for lesion preparation and Metvixia Cream application.

Switching On the Aktelite Lamp:

- Connect the lamp to the power supply, and then the power supply to the mains supply.
- Press and hold down the "Start" key until a beep is heard. The display will switch on.
- The lamp will perform a self-diagnostic test and after a few seconds it will be ready for use. During the self-diagnostic test, the lamp will display the lamp's type (CL128), the lamp's version number (Vx.x), the lamp serial number (S/N xxxxx), and the lamp's operating hours (Op Hours xxx).

Adjusting the Light Dose:

- **The dose to be used for photodynamic activation of skin treated with Metvixia Cream is 37 J/cm².**
- Press and release the "Mode" key to display "Adjust Dose".
- Use the "+" and "-" keys to adjust the dose to the required value.
- Press and release the "Mode" key when the adjustment is completed.

Positioning the Aktilite Lamp by Use of Guide Light:

- Press and release the "Guide light" key to turn on the guide light.
- The field of illumination will be shown at the reduced guide-light brightness.
- Position the Aktilite lamp over the area to be illuminated. Note: The distance between the lamp and the lesion surface must be between 50 and 80 mm (2 to 3.2 inch).
- Press and release the "Guide light" key to turn off the guide light or you may start illumination immediately without turning off the guide light. ,

Starting an Illumination:

- Press and release the "Start" key.
- The lamp will illuminate at full brightness.
- The display will show the time remaining for this illumination.
- At the end of the illumination, five beeps will be heard (these can be stopped by pressing and releasing the "Stop" key) and the display will show "Treatment Completed".
- It is noted that the dose can not be adjusted during illumination.

Pausing an Illumination:

- Press and release the "Pause" key.
- The light will go out and the counter for remaining time will stop.
- Press and release either the "Pause" key or the "Start" key to continue the illumination.

Interrupting (Aborting) an Illumination:

- Press and release the "Stop" key during an illumination
- The light will go out.

Switching Off the Aktilite Lamp:

- Press and hold down the "Stop" key until a long beep is heard. (NB One press of the "Stop" key will not switch off the lamp if the lamp is in use, i.e. during illumination or when an illumination is paused. Pressing the "Stop" key in this case will only switch off the light (not the entire lamp) and the ongoing illumination will be aborted.)
- The lamp should be disconnected from the mains supply when not in use.
- The lamp will automatically go to standby if not used for 15 minutes (NB The lamp will not automatically switch off if the guide light is on)

Skin Care at Completion of Illumination:

Read the Metvixia Cream Dosage and Administration Section for additional instructions.

6 Maintenance

- Daily:** Clean the window under the lamp with a slightly moist clean cloth. Do not use strong detergents or solvents (e.g. acetone) as this may cause damage to the surface.
- Weekly:** Clean the lamp and power supply with a soft, dry or slightly moist clean cloth. Do not use strong detergents or solvents (e.g. acetone) as this may cause damage to the surface.
- Monthly:** Inspect all cables and check for damage.

7 Technical Data

7.1 Aktelite CL128 Certifications and Standards

The product is certified according to the following standards:

Certifications and Standards Aktelite CL128	
Nemko Certified to:	<ul style="list-style-type: none"> • Safety standard: EN 60601-1:1990 + A1:1993 + A2:1995 + A13:1996 • EMC standard: EN 60601-1-2:2001 + A1:2006
CB Certified to:	<ul style="list-style-type: none"> • IEC 60601-1-1 (ed.2);am1, am2 • EMC IEC 60601-1-2 (ed.2)
CSA/US standards*:	<ul style="list-style-type: none"> • Class 8750 01 Medical Electric Equipment • Class 8750 81 Medical Electrical Equipment – Certified to U.S. standards

- The "C" and "US" indicators adjacent to the CSA mark on the labels signify that the product has been evaluated to the applicable CSA and ANSI/UL standards, for use in Canada and U.S., respectively. This "US" indicator includes products eligible to bear the NRTL indicator. NRTL, i.e. National Recognized Testing Laboratory, is a designation granted by the U.S. Occupational Safety and Health Administration (OSHA) to laboratories that have been recognized to perform certification to U.S. Standard.

European Declaration of Conformity

Aktelite CL128 conforms to the provisions laid down in Council Directive 93/42/EEC in order to place Aktelite CL128, a medical device of risk class IIa, on the European (EU/EEA) market. Aktelite CL128, GMDN code 13037 Phototherapy unit, meets the essential requirements in the Directive 93/42/EEC, and the provisions in the Directive 93/42/EEC Annex VII are fulfilled.

It has been certified by Nemko (Notified Body within EU/EEA for medical devices) that the production quality system conforms to the standard NS-EN ISO 13485:2003 and the provisions in Annex V of the Directive 93/42/EEC. CE-marking with Nemko's notification number (0470) is therefore allowed to be affixed to each conforming product.

7.1.1 Specifications Akitlite CL128

Type	Akitlite, model CL128 Class I Type B applied part
-------------	--

Specifications	
No. of Light-Emitting Diodes	128
Light Output	approx. 6600 lumen @ 300 mA/LED
Peak Wavelength	Average wavelength of approx. 630 nm
Dose Regulation	1-99 J/cm ²

7.2 Power Supply for Akitlite CL128

Type	Condor GPFM 250-48, 250 Watt Medical Global Performance Switcher, running at 180 VA
Features	<ul style="list-style-type: none"> • Power factor corrected to IEC 1000-3-2, Class A • Less than 300 μA leakage current • Conducted EMI exceeds FCC Class B and CISPR 11 Class B • Medical approved to UL2601, IEC601-1 and CSA 22.2 No. 601.1 • CE marked to LVD

Specifications:	
AC Input	85-264 VAC, 47-63 Hz single phase.
Input Current	Maximum input current 3.7 A at 90 VAC, 60 Hz with full rated load. Input current harmonic content meets the requirements of IEC1000-3-2 for all load conditions.
Hold-upTime	25 ms minimum from loss of AC input at full load, nominal line (115 VAC).
Overload Protection	Fully protected against short circuit and output overload. Short circuit protection is cycling type power limit. Recovery after fault is automatic. Individual output current limits are a function of load distribution and degree of overload.
Output Noise	0.5% rms, 1% pk-pk, 20 MHz Bandwidth, differential mode. Measured with noise probe directly across output terminals of the power supply.
Transient Response	Main Output: 500 μ s typical response time for return to within 0.5% of final value for a 50% load step change, $\Delta i/\Delta t < 0.2$ A/ μ s. Maximum voltage deviation is 3.5%.
Overvoltage Protection	Built-in. Output voltage decay is dependent upon loading.
Voltage Adjustment	Main output $\pm 5\%$.
Input Protection	Internal AC fuse provided on both phases (T6.3 A). Fuse does not blow on overload or short circuit. Fuse blows only if catastrophic failure occurs in the unit.

EMI/EMC Compliance	<p>Built-in EMI filtering to meet emissions requirements:</p> <table> <tr> <th>EMI SPECIFICATIONS</th><th>COMPLIANCE LEVEL</th></tr> <tr> <td>Conducted Emissions</td><td>EN55011 Class B; FCC Class B</td></tr> <tr> <td>Static Discharge</td><td>EN61000-4-2, 6 kV contact, 8 kV air</td></tr> <tr> <td>RF Field Susceptibility</td><td>EN61000-4-3, 3 V/meter</td></tr> <tr> <td>Fast Transients/Bursts</td><td>EN61000-4-4, 2 kV, 5 kHz</td></tr> <tr> <td>Surge Susceptibility</td><td>EN61000-4-5, 1 kV diff., 2 kV com.</td></tr> </table>	EMI SPECIFICATIONS	COMPLIANCE LEVEL	Conducted Emissions	EN55011 Class B; FCC Class B	Static Discharge	EN61000-4-2, 6 kV contact, 8 kV air	RF Field Susceptibility	EN61000-4-3, 3 V/meter	Fast Transients/Bursts	EN61000-4-4, 2 kV, 5 kHz	Surge Susceptibility	EN61000-4-5, 1 kV diff., 2 kV com.
EMI SPECIFICATIONS	COMPLIANCE LEVEL												
Conducted Emissions	EN55011 Class B; FCC Class B												
Static Discharge	EN61000-4-2, 6 kV contact, 8 kV air												
RF Field Susceptibility	EN61000-4-3, 3 V/meter												
Fast Transients/Bursts	EN61000-4-4, 2 kV, 5 kHz												
Surge Susceptibility	EN61000-4-5, 1 kV diff., 2 kV com.												
Inrush Current	Inrush 240 VAC is less than 37 A, averaged over the first AC half-cycle under cold start conditions. Limiting provided by internal thermistors.												
Thermal Shutdown	Designed to protect unit from prolonged over temperature.												
Power Fail	TTL or CMOS compatible output goes low (<0.5 V) 8 ms before output voltage drops more than 4% below nominal voltage upon loss of AC power. The signal is factory set to trip when input power can no longer sustain the output.												
Temperature Coefficient	0.03% / °C typical on all outputs.												
Leakage Current	70 µA under normal conditions (132 VAC @ 60 Hz). Maximum under single fault conditions (254 VAC @ 50 Hz), 130 µA.												

Environmental Specification		Operating
Temperature (A)		0 to 50°C (32 to 122°F)
Humidity (A)		0 to 95% RH
Shock (B)		20g _{pk}
Vibration (C)		1.5 g _{rms} , 0.003 g ² /Hz
<p>A. Units should be allowed to warm up/operate under non-condensing conditions before application of power.</p> <p>B. Shock testing - half-sinusoidal, 10 ±3 ms duration, ± direction, 3 orthogonal axes.</p> <p>C. Random vibration - 10 to 2000 Hz, 6 dB/octave roll-off from 350 to 2000 Hz, 3 orthogonal axes. Tested for 10 min./axis operating and 1 hr./axis non-operating.</p>		

9 Error Codes

The Aktilite CL128 has in-built monitoring features. If an error should occur, the display will show the following message and five rapid beeps will be heard:



If an error code is displayed, or if any other unexpected condition occurs (e.g. lamp does not operate), the following steps should be taken:

1. **Disconnect the mains cable for at least 20 seconds**
2. **Reconnect the mains cable**
3. **Check all cables and connections**
4. **Switch on and check if the lamp can be used as normal**
5. **If the error persists, refer to the table below**
6. **If the table below does not help, contact your supplier**

Aktilite CL128 Error Codes		
NOTE: Refer to the instructions above before using the table		
Error Code	Possible Causes	Action
1101	Device internal error	Contact your supplier
1102	Device internal error	Contact your supplier
1103	Device internal error	Contact your supplier
1104	Key was pressed during switch-on self-test or Device internal error	Keys should not be pressed until "Lamp Ready" appears in the display. If error re-occurs, contact your supplier
1105	Device internal error	Contact your supplier
1107	Device internal error	Contact your supplier
1109	Device internal error	Contact your supplier
1110	Device internal error	Contact your supplier

Aktelite CL128 Error Codes		
NOTE: Refer to the instructions above before using the table		
Error Code	Possible Causes	Action
1112	Device internal error	Contact your supplier
1117	The lamp has reached the maximum allowed number of illumination hours.	Contact your supplier.
1206	Obstruction of cooling air inlet/outlet or Device internal error	The lamp will switch off. Make sure cooling air inlet and outlets are not obstructed. Switch on unit again. If error re-occurs, contact your supplier
1208	Obstruction of cooling air inlet/outlet or Device internal error	The lamp will switch off. Make sure cooling air inlet and outlets are not obstructed. Switch on unit again. If error re-occurs, contact your supplier
1211	Obstruction of cooling air inlet/outlet or Device internal error	The lamp will switch off. Make sure cooling air inlet and outlets are not obstructed. Switch on unit again. If error re-occurs, contact your supplier
2105	Device internal error	Contact your supplier
2107	Device internal error	Contact your supplier
2109	Device internal error	Contact your supplier
2110	Device internal error	Contact your supplier
2112	Device internal error	Contact your supplier
2206	Obstruction of cooling air inlet/outlet or Device internal error	The lamp will switch off. Make sure cooling air inlet and outlets are not obstructed. Switch on unit again. If error re-occurs, contact your supplier

Aktelite CL128 Error Codes		
NOTE: Refer to the instructions above before using the table		
Error Code	Possible Causes	Action
2208	Obstruction of cooling air inlet/outlet or Device internal error	The lamp will switch off. Make sure cooling air inlet and outlets are not obstructed. Switch on unit again. If error re-occurs, contact your supplier
2211	Obstruction of cooling air inlet/outlet or Device internal error	The lamp will switch off. Make sure cooling air inlet and outlets are not obstructed. Switch on unit again. If error re-occurs, contact your supplier
2213	Device internal error	Contact your supplier
2214	Device internal error	Contact your supplier
2215	Device internal error	Contact your supplier
2216	Device internal error	Contact your supplier

10 Optional Lamp accessories

The following components can be delivered as optional accessories.

Component	Order number
Akitlite CL128 Table Clamp	TC-1
Akitlite CL128 Wall Bracket	WB-1



Table Clamp CL128
(TC-1)



Wall Bracket CL128
(WB-1)

When using a table clamp, make sure that maximum extension of the lamp does not cause tilting of the table. Also make sure that the table clamp is properly fastened.