

FIG. 1

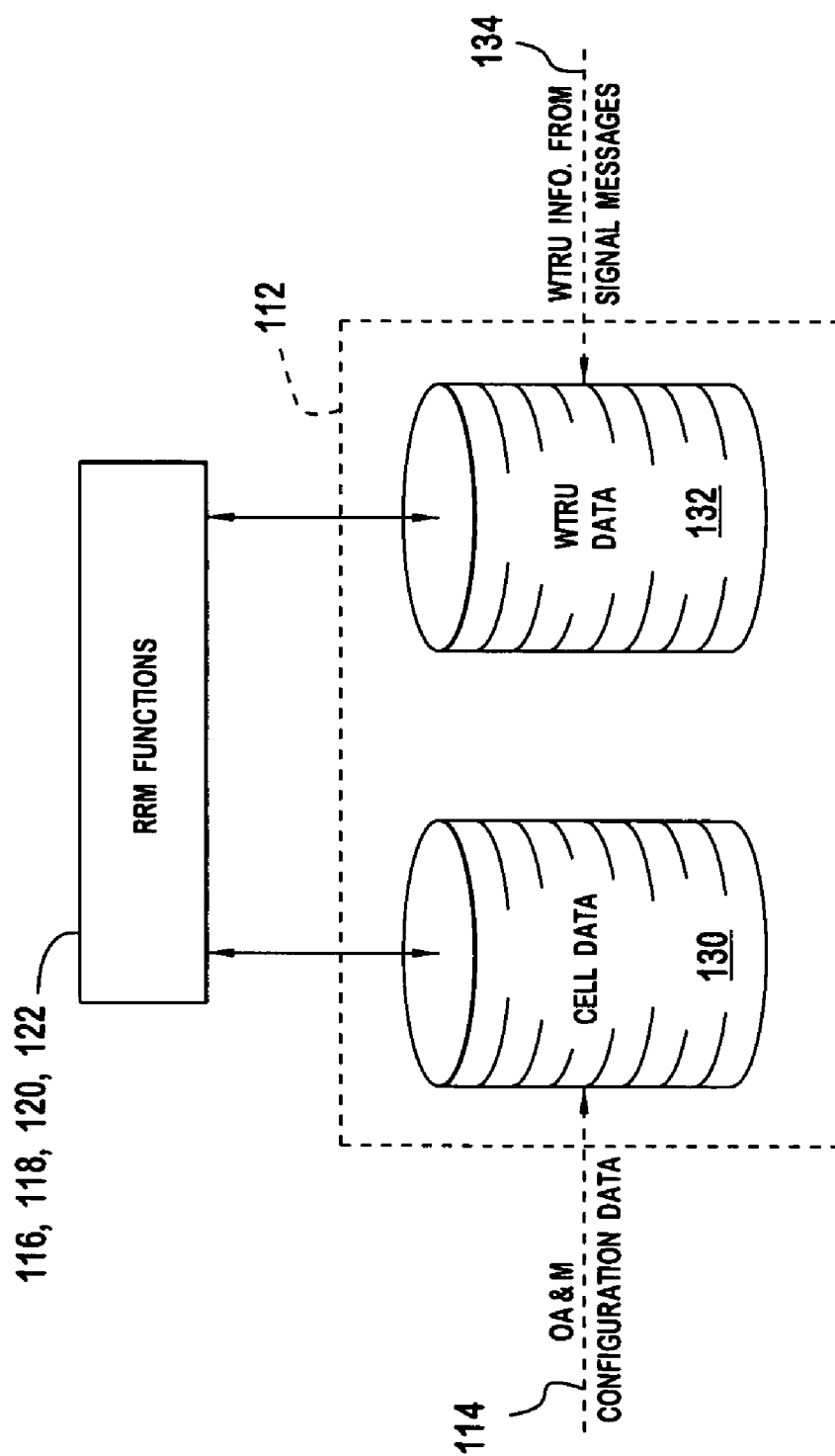
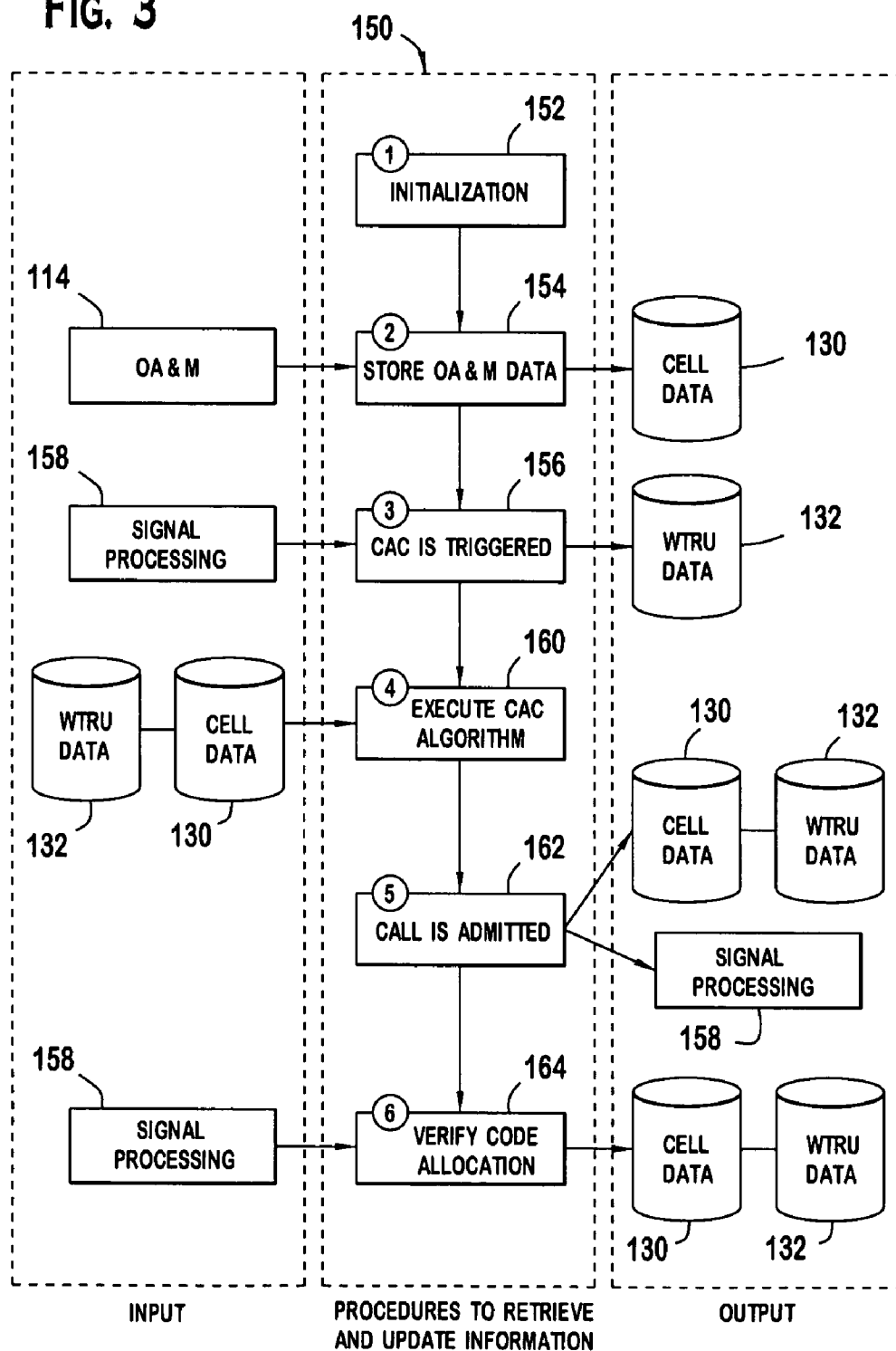


FIG. 2

**FIG. 3**



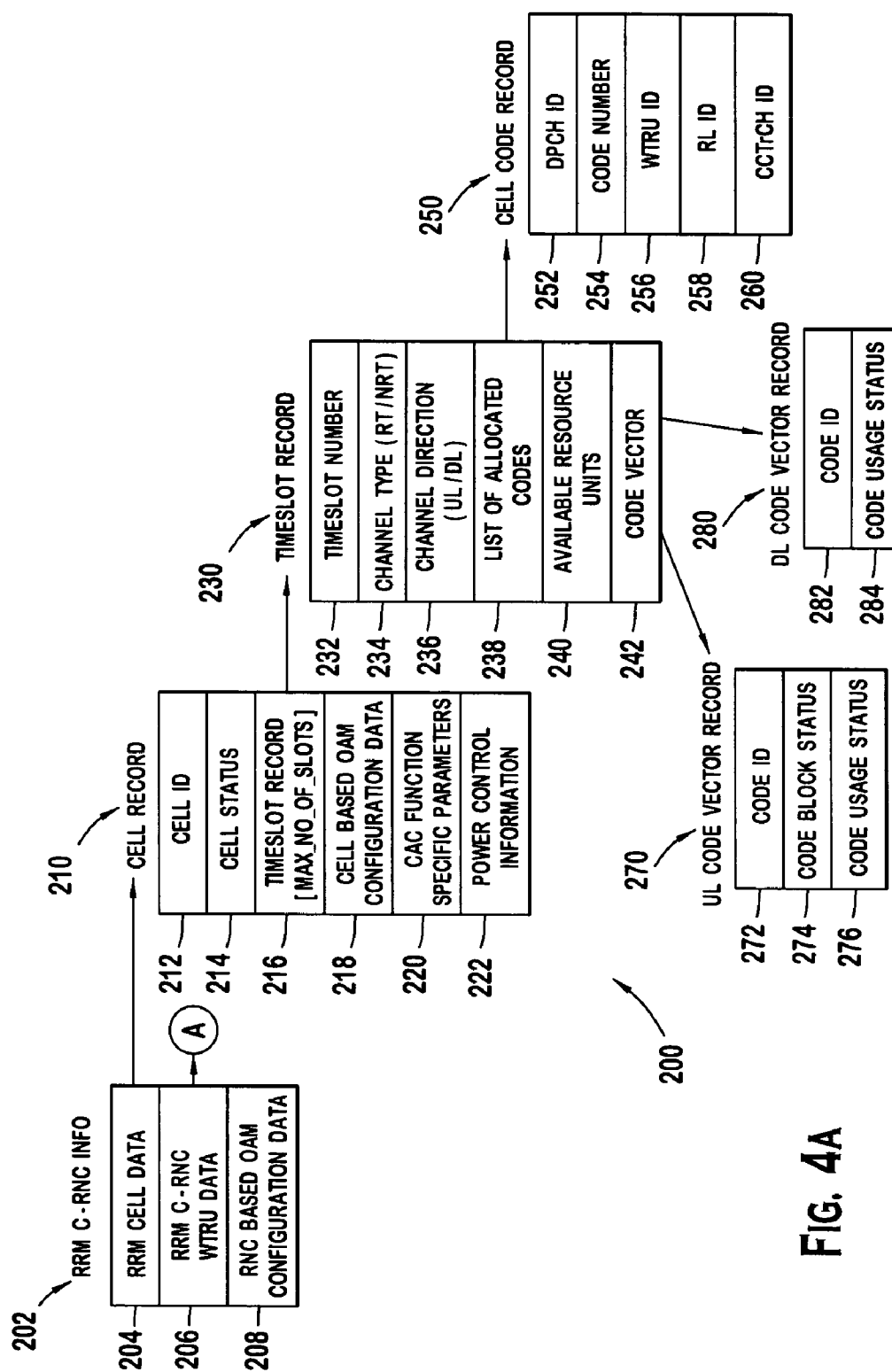
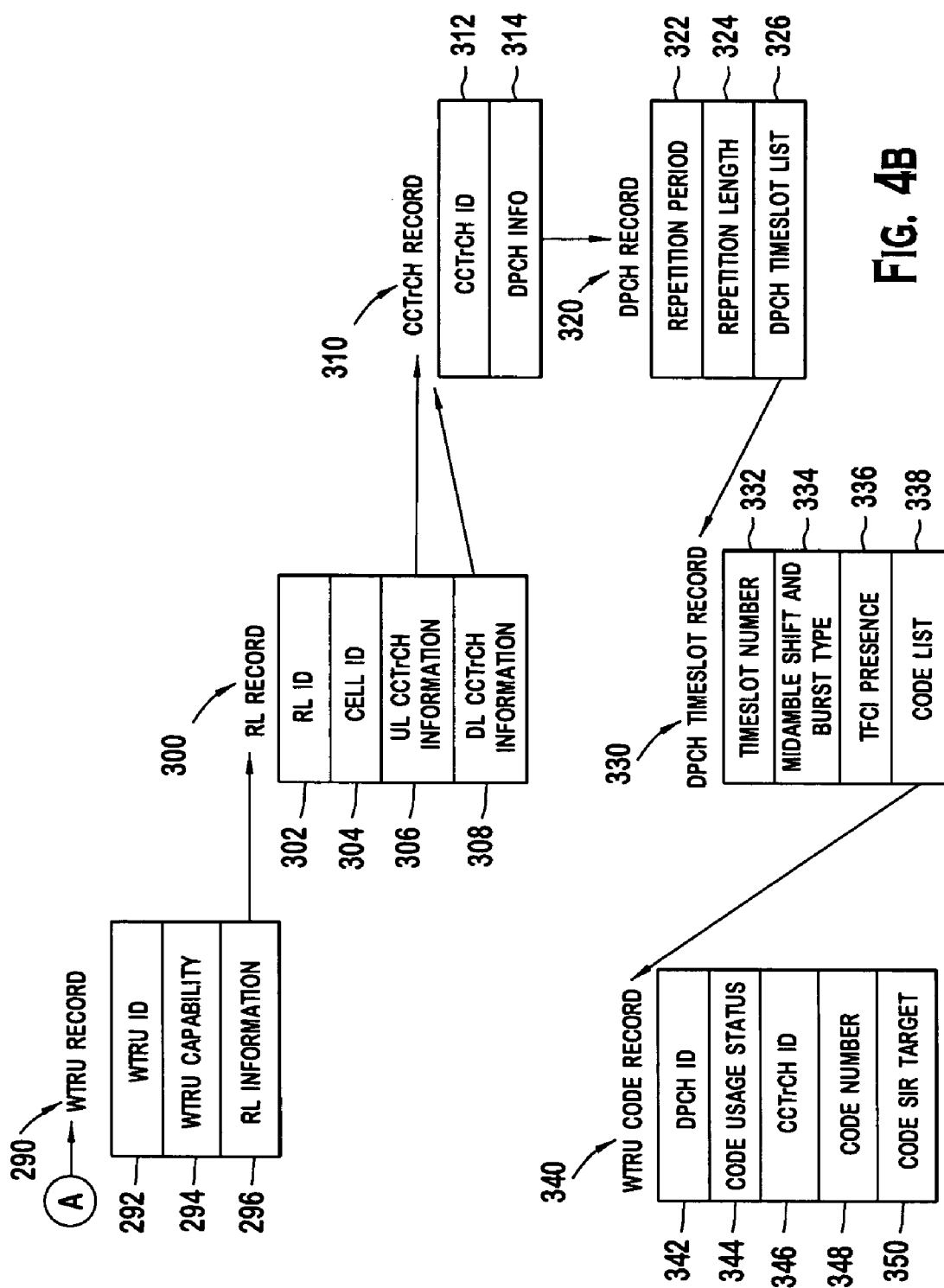


FIG. 4A



## INFORMATION STORAGE FOR RADIO RESOURCE MANAGEMENT

### CROSS REFERENCE TO RELATED APPLICATION(S)

[0001] This application claims priority from U.S. Provisional Application No. 60/417,416 filed Oct. 9, 2002, which is incorporated by reference as if fully set forth herein.

### FIELD OF INVENTION

[0002] The present invention relates generally to radio resource management in wireless communication systems, and more particularly, to information storage in wireless communication systems.

### BACKGROUND

[0003] In wireless communication systems, radio resource management (RRM) is responsible for utilization of the air interface resources. RRM is generally called upon for three reasons: to guarantee quality of service (QoS), to maintain the planned coverage area, and to offer high capacity. Call admission control (CAC) is a part of RRM. The CAC function accepts or rejects a request to establish a radio access bearer channel in the radio access network. The RRM CAC function is generally located in the controlling radio network controller (C-RNC), where the load information from several cells can be obtained.

[0004] In general, whenever a call is received, the RRM CAC function in the C-RNC will determine whether sufficient physical resources are available to meet the requirements of the call. If the resources are available, the CAC function will allocate the resources for the call; otherwise it will reject the request. Improper call admission decisions result in sub-optimal radio resource allocations. This can lead to unnecessary dropped calls or idle resources.

[0005] If the information needed during CAC was collected "on the fly," there would be a processing delay imposed because the C-RNC would need to query several different entities to gather all of the information. Such a manner of collection would also add the risk that the required information is not available, causing either the failure of CAC or an unacceptably long delay in obtaining the information.

### SUMMARY

[0006] The present invention provides a system and method for storing information regarding the allocation and availability of physical resources in a wireless communications system. The system determines the information that should be stored and made accessible by RRM algorithms, how the information should be stored, how the RRM algorithms may query and interact with the information, and how to efficiently access the information.

[0007] A controlling radio network controller (C-RNC) for use in radio resource management (RRM) functions includes a radio resource management function for managing radio resources. The RRM function uses data stored in a common database, including cell data and wireless transmit/receive unit (WTRU) data. The cell data includes resource assignment information for a cell, and the WTRU data includes WTRU capability and WTRU radio link information.

[0008] A method for improving the performance of radio resource management (RRM) functions in a wireless communications system begins with providing a data storage and storing resource allocation information for the wireless communication system in the data storage. The data storage is accessed by a RRM function, wherein the RRM function obtains current resource allocation information for the wireless communication system. The RRM function is performed and the data storage is updated based upon changes to the resource allocation in the wireless communication system made by the RRM function.

### BRIEF DESCRIPTION OF THE DRAWINGS

[0009] A more detailed understanding of the invention may be had from the following description of a preferred embodiment, to be understood in conjunction with the accompanying drawings wherein:

[0010] FIG. 1 is an overview of a system constructed in accordance with the present invention;

[0011] FIG. 2 is a detail diagram of the database shown in FIG. 1;

[0012] FIG. 3 is a diagram of a procedure to retrieve and update information and its interaction with the database shown in FIG. 1; and

[0013] FIGS. 4a and 4b are block diagrams of a RRM data structure in accordance with the present invention.

### DETAILED DESCRIPTION OF THE PREFERRED EMBODIMENTS

[0014] Hereafter, a wireless transmit/receive unit (WTRU) includes, but is not limited to, a user equipment, a mobile station, a fixed or mobile subscriber unit, a pager, or any other type of device capable of operating in a wireless environment. When referred to hereafter, a base station includes, but is not limited to, a base station, a Node-B, a site controller, an access point, or other interfacing device in a wireless environment.

[0015] The preferred embodiment enables efficient operation of radio resource management (RRM) call admission control (CAC) in the event of an incoming call and offers advantages over existing CAC methods, including centralized information storage at the controlling radio network controller (C-RNC), an extensible data structure that can be used by other RRM algorithms, and speed and ease of locating information, although all of the features and advantages of the preferred embodiment are not needed in alternate embodiments. Additionally, the centralized stored information can be used for other RRM procedures and network activities.

[0016] FIG. 1 shows an overview of a communication system 100 constructed in accordance with the present invention. A plurality of WTRUs 102 are being used in several cells 104 and are served by a base station 106 and a radio network controller (RNC) 108. The RNC 108 contains C-RNC radio resource control (RRC) layer functionality 110. The RRC layer functionality 110 is centered around a database 112, which stores information relating to all of the entities (i.e., base stations 106, cells 104, and WTRUs 102) under the control of the RNC 108. The database 112 receives

operation and maintenance (OA&M) information **114** from the base stations **106**, cells **104**, and WTRUs **102**.

[0017] The information stored in the database **112** is accessed by various radio resource management (RRM) algorithms, such as call admission control (CAC) **116**, escape **118**, background interference reduction **120**, and other algorithms **122**. The database **112** serves as a centralized storage for the RNC **108**, and can be used by any algorithm that needs the type of information that would be stored at the RNC **108**, and is not limited to the algorithms specifically mentioned above.

[0018] The database **112** is preferably centralized at the C-RNC layer **110** so that the information can be accessed by all of the instances of the RRM functions **116-122** from different cells **104**. The C-RNC layer **110** needs to be able to obtain the information about physical resource allocation of the cells **104** and the WTRUs **102** under its control. If the information is stored in multiple locations, the algorithms **116-122** running in the C-RNC layer **110** would then need to query different data stores to retrieve the information required to make a decision. This type of scattered retrieval adds unnecessary interfaces and processing delay between the different entities.

[0019] Referring now to **FIG. 2**, the database **112** consists of cell-related data **130** and WTRU-related data **132**. The cell data **130** includes OA&M configuration data **114**. The WTRU data **132** includes information received from signaling messages **134** from the WTRUs **102**, such as WTRU capability and WTRU measurements. The information can be divided into three major groupings: (1) the OA&M configuration data **114**, (2) the cell-specific data **130**, and (3) the WTRU-specific data **132**.

[0020] When used with a CAC function **116**, for example, the cell data **130** and the WTRU data **132** are input to the CAC function **116** along with cell resource allocation information, such as the code vector and the allocated code(s). After the CAC function **116** has decided how to allocate the physical resources, it records the output into the database **112** with the cell data **130** and the WTRU data **132** so that the algorithms **116-122** running in the C-RNC layer **110** can make decisions based upon the most recent resource allocation information.

[0021] Since the RRM data is shared by multiple instances of an RRM function, data integrity is maintained. An exclusive lock may be applied when a function instance is performing a writing operation. For a data record that is locked by the exclusive lock, no other instance of a function can access that data record until the function unlocks it. A shared lock can be applied when one function instance is reading information. For a data record that is locked by the shared lock, no other function instances can apply an exclusive lock to that data record until it is unlocked.

[0022] **FIG. 3** is a diagram showing a procedure to retrieve and update the information for the RRM CAC function and its interaction with the cell data **130** and the WTRU data **132**. First, the RRM information storage structure is initialized during system initialization (step **152**). Next, the OA&M data is stored at the RNC level and at the cell level based on the scope of the data (step **154**). Some of the OA&M data is cell-specific, so it is stored with the cell data **130**. Some of the OA&M data is the same for all of the

cells under the same RNC, so this information is stored in the RNC record in the database **112**.

[0023] The CAC function is triggered (step **156**) based upon an incoming call notification from the signal processing **158**. The signal processing **158** extracts WTRU capability information and WTRU intra-frequency measurement results that are carried by the incoming signal. The extracted information is stored with the WTRU data **132**. The CAC function reads the timeslot information, the OA&M configuration data, and function-specific parameters from the cell data **130**. The WTRU-related information is retrieved from the WTRU data **132** and the CAC algorithm is executed (step **160**).

[0024] After the admission of a call (step **162**), the newly allocated resources for the cell and the WTRU are stored with the cell data **130** and the WTRU data **132**, respectively, so that the CAC function can check updated resource allocation information for new resource requests. The signal processing **158** sends signals to the base station to inform the base station of the configuration of the new call.

[0025] Lastly, the code allocation is verified (step **164**), after receiving confirmation information from signal processing **158**. The code allocation information is stored with the cell data **130** and the WTRU data **132** in step **162**. Since there is a high probability that the procedure will be successful, the information is stored by default before receipt of the confirmation message. This default arrangement is designed to save processing time. In the event that the confirmation message is negative (indicating a failure case), the stored information for the call is removed from the cell data **130** and the WTRU data **132**. The database can differentiate between the codes that have been allocated by CAC but are still pending confirmation and the codes that have been confirmed.

[0026] While the preceding example was described in connection with a CAC function, it is noted that similar interactions between the function, the cell data **130**, and the WTRU data **132** occur during the operation of other functions.

[0027] **FIGS. 4a** and **4b** show a block diagram of an exemplary data structure **200** for centrally storing RRM information. It is noted that the data structure **200** may contain multiple records of each type; for sake of simplicity of illustration and explanation, the data structure will be described in connection with only a single record of each type. A RRM C-RNC information table **202** includes RRM cell data **204**, RRM C-RNC WTRU data **206**, and RNC-based OA&M configuration data **208**.

[0028] The RRM cell data **204** consists of a cell record **210** having a cell identification field **212**, a cell status field **214**, a timeslot record **216**, cell-based OA&M configuration data **218**, CAC function-specific parameters **220**, and power control information **222**. The timeslot record **216** includes a timeslot number field **232**, a channel type field **234**, a channel direction field **236**, a list of allocated codes **238**, an available resource units field **240**, and a code vector field **242**. The list of allocated codes **238** consists of a cell code record **250** having a dedicated physical channel (DPCH) identification field **252**, a code number **254**, a WTRU identification field **256**, a radio link (RL) identification field **258**, and a coded composite transport channel (CCTrCh)



identification field **260**. There are two types of code vector fields **242**, one for the uplink (UL) and one for the downlink (DL). The UL code vector record **270** includes a code identification field **272**, a code block status field **274**, and a code usage status field **276**. The DL code vector record **280** includes a code identification field **282** and a code usage status field **284**.

[0029] The RRM C-RNC WTRU data **206** consists of a WTRU record **290** having a WTRU identification field **292**, a WTRU capability field **294**, and a RL information field **296**. The RL information field **296** includes a RL record **300** having a RL identification field **302**, a cell identification field **304**, an UL CCTrCH information field **306**, and a DL CCTrCH information field **308**. Both the UL CCTrCH information field **306** and the DL CCTrCH information field **308** consist of a CCTrCH record **310** having a CCTrCH identification field **312** and a DPCH information field **314**.

[0030] The DPCH information field **314** includes a DPCH record **320** having a repetition period field **322**, a repetition length field **324**, and a DPCH timeslot list **326**. The DPCH timeslot list **326** includes a DPCH timeslot record **330** having a timeslot number field **332**, a midamble shift and burst type field **334**, a transport format combination indicator (TECI) presence field **336**, and a code list **338**. The code list **338** consists of a WTRU code record **340**, having a DPCH identification field **342**, a code usage status field **344**, a CCTrCH identification field **346**, a code number field **348**, and a code SIR target field **350**. It is noted that the CCTrCH identification field **346** is the same as the CCTrCH identification field **312**, so that this information can be retrieved quickly.

[0031] The order used for storing the data records permits the rapid access of the information. For example, in a WTRU record, the information is stored in the sequence of RL, CCTrCH, and DPCH because DPCHs belong to a certain CCTrCH, and CCTrCHs belong to a certain RL.

[0032] The data structure described above in connection with **FIGS. 4a** and **4b** can be applied to RRM algorithms, such as CAC, escape, or background interference reduction. While this invention has been particularly shown and described with reference to preferred embodiments, it will be understood by those skilled in the art that various changes in form and details may be made without departing from the scope of the invention as described hereinabove.

What is claimed is:

1. A controlling radio network controller (C-RNC) for use in radio resource management (RRM) functions, the C-RNC comprising:

a radio resource management function for managing radio resources, using data from a central database, including cell data and wireless transmit/receive unit (WTRU) data;

said cell data including resource assignment information for a cell; and

said WTRU data including WTRU capability and WTRU radio link information.

2. A controlling radio network controller according to claim 1, wherein said cell data includes a cell record having

a cell identification field;

a cell status field;

a timeslot record for each timeslot;

a cell-based operations and maintenance configuration data field;

call admission control function parameters; and

a power control information field.

3. A controlling radio network controller according to claim 2, wherein each timeslot record includes

a timeslot number field;

a channel type field;

a channel direction field;

a list of allocated codes;

an available resource units field; and

a code vector field.

4. A controlling radio network controller according to claim 3, wherein said list of allocated codes includes a cell code record having

a dedicated physical channel identification field;

a code number field;

a WTRU identification field;

a radio link identification field; and

a coded composite transport channel identification field.

5. A controlling radio network controller according to claim 3, wherein said code vector field includes an uplink code vector record having

a code identification field;

a code block status field; and

a code usage status field.

6. A controlling radio network controller according to claim 3, wherein said code vector field includes a downlink code vector record having

a code identification field; and

a code usage status field.

7. A controlling radio network controller according to claim 1, wherein said WTRU data includes a WTRU record having

a WTRU identification field;

a WTRU capability field; and

a radio link information field.

8. A controlling radio network controller according to claim 7, wherein said radio link information field includes a radio link record having

a radio link identification field;

a cell identification field;

an uplink coded composite transport channel (CCTrCH) information field; and

a downlink CCTrCH information field.

9. A controlling radio network controller according to claim 8, wherein said uplink CCTrCH information field and said downlink CCTrCH information field include a CCTrCH record having

a CCTrCH identification field; and

a dedicated physical channel (DPCH) information field.

10. A controlling radio network controller according to claim 9, wherein said DPCH information field includes a DPCH record having

a repetition period field;

a repetition length field; and

a DPCH timeslot list.

11. A controlling radio network controller according to claim 10, wherein said DPCH timeslot list includes a DPCH timeslot record having

a timeslot number field;

a midamble shift and burst type field;

a transport format combination indicator presence field; and

a code list.

12. A controlling radio network controller according to claim 11, wherein said code list includes a WTRU code record having

a DPCH identification field;

a code usage status field;

a CCTrCH identification field;

a code number field; and

a code signal to interference target field.

13. A method for improving the performance of radio resource management (RRM) functions in a wireless communications system, comprising the steps of:

providing a data storage;

storing resource allocation information for the wireless communications system in the data storage;

accessing the data storage by a RRM function, wherein the RRM function obtains current resource allocation information for the wireless communications system;

performing the RRM function; and

updating the data storage based upon changes to the resource allocation in the wireless communications system made by the RRM function.

14. The method according to claim 13, wherein the providing step includes providing a centralized data storage in a controlling radio network controller.

15. The method according to claim 13, wherein the storing step includes storing operation and maintenance data in the data storage.

16. The method according to claim 13, wherein the storing step includes storing cell-specific data in the data storage.

17. The method according to claim 13, wherein the storing step includes storing wireless transmit/receive unit-specific data in the data storage.

18. The method according to claim 13, wherein the RRM function is a call admission control routine.

19. The method according to claim 13, wherein the RRM function is an escape mechanism.

20. The method according to claim 13, wherein the RRM function is a background interference reduction function.

21. A method for improving the performance of a call admission control (CAC) routine by storing commonly used data in a central database, the method comprising the steps of:

initializing the central database;

receiving operations and maintenance (OA&M) data;

storing the OA&M data in the central database;

triggering the CAC routine;

retrieving cell data and wireless transmit/receive unit data from the central database, the retrieved data to be used by the CAC routine;

executing the CAC routine and allocating resources to the newly admitted call; and

storing information regarding the resources allocated to the newly admitted call in the central database.

\* \* \* \* \*