




DARMSTADT
UNIVERSITY OF
TECHNOLOGY



PROGRESS IN AUTOMOBILE LIGHTING

Laboratory of Lighting Technology

September 25-26, 2001



MOSAIC NICHE BY ALBIN MÜLLER AT MATHILDENHÖHE, DARMSTADT

dedicated to

Mr. Val Roper



Progress in Automobile Lighting

Proceedings of the Symposium

Darmstadt University of Technology
Laboratory of Lighting Technology

Published by

Prof. Dr.-Ing. H.-J. Schmidt-Clausen

in the Series

Darmstädter Lichttechnik

Herbert Utz Verlag Wissenschaft

München

ISBN 3-89675-971-X

PAL '01: 2 Volumes, Vol. 8 & Vol. 9; not to be sold separately

Die Deutsche Bibliothek – CIP-Einheitsaufnahme
Ein Titeldatensatz für diese Publikation ist
bei Der Deutschen Bibliothek erhältlich

ISBN 3-89675-971-X

Das Werk ist urheberrechtlich geschützt. Die dadurch begründeten Rechte, insbesondere die der Übersetzung, des Nachdrucks, der Entnahme von Abbildungen, der Funksendung, der Wiedergabe auf photo-mechanischem oder ähnlichem Wege und der Speicherung in Datenverarbeitungsanlagen bleiben, auch bei nur auszugsweiser Verwertung, vorbehalten.

Die Wiedergabe von Gebrauchsnamen, Handelsnamen, Warenbezeichnungen usw. in diesem Werk berechtigt auch ohne besondere Kennzeichnung nicht zu der Annahme, daß solche Namen in Sinne der Warenzeichen- und Markenschutz-Gesetzgebung als frei zu betrachten wären und daher von jedermann benutzt werden dürften.

Copyright © 2001 Herbert Utz Verlag GmbH

Herbert Utz Verlag GmbH, München

Tel.: 089-277791-00

Fax: 089-277791-01

utz@utzverlag.de

www.utzverlag.de

Content	page
Werner Adrian: University of Waterloo, Canada	
Visual Acuity and its Dependency on Observation Time and Contrast	1
Yukio Akashi: Lighting Research Center, USA	
The effect of oncoming headlight glare on peripheral detection under a mesopic light level	9
Daniel Armbruster: F. Porsche AG, Germany	
Motor vehicle signal lamps in a fog environment	23
Gerd Bahn Müller: Automotive Lighting Reutlingen GmbH, Germany	
Headlamp Development - Reduced Time to Market	28
Gerhard Bierleutgeb: Hella KG Hueck & Co., Germany	
Interior Lighting Control (ILC) System Aspects for a New Approach	35
Werner D. Bockelmann: Ophthalmologist, Germany	
Coloured head-down displays (HDD) from the point of view of information transfer	43
Doris Boebel, Automotive Lighting, Germany	
Signal Image in PES Systems	49
Christian Boehlau: Hella KG Hueck & Co., Germany	
Optical Sensors for AFS – Supplement and Alternative to GPS	56
Gary Brown: Mira, UK	
Integrating Pedestrian Impact Protection into Future Headlight Design	61
Berthold Büdel: Audi AG, Germany	
Clear lenses for lighting components – The actual trend and its problems	74
John D. Bullough: Rensselaer Polytechnic Institute, USA	
Forward Vehicular Lighting and Inclement Weather Conditions	79
Michael Burg: Hella KG Hueck & Co, Germany	
Infrared Headlamps for Active Night-Vision Systems	90
Tso-Wei Chang: Lunghwa Institute of Technology, Taiwan	
Driving Performance Analysis on Interactions among Factors of Center High Mounted Stop Lamp and Road Environment	99
Christophe Chenevier: Valeo Lighting Systems, France	
Thermal Simulation in Lighting Systems – 5 Days / 5 Degrees	109
Andreas Chudaska: Hella KG Hueck & Co., Germany	
Headlamp Cleaning Systems – Trends of Development and Future Demands	119
Sharon Cook: Loughborough University, UK	
Warning beacon intensity	127

Content	page
Francesco Cortese: St Filippo Neri's Hospital, Italy	
Biological and Statistical Profile of Road Accidents Victims in an Urban Area A One-Year Experience in a Major Hospital	138
Thomas Dahlem: Volkswagen AG, Germany	
Physiological Investigation of the Proportioning of Headlamp Illumination	155
Maria Teresa Dalmasso: Automotive Lighting, Italy	
Signal LAMPs with hidden light sources	164
Joachim Damasky: Hella KG Hueck & Co., Germany	
Trends in Auxiliary Car Lighting and the Influence on OE Development	173
Ad de Visser: Philips Lighting B.V., The Netherlands	
Activities of CIE relevant to automotive lighting	186
Detlef Decker: Hella KG Hueck & Co., Germany	
Aspects of dynamic light control in automotive applications	196
Christophe Dubosc: Valeo Lighting Systems, France	
Lighting Systems and Show Cars	206
Alexis Dubrovin: Valeo Lighting Systems, France	
Optimised Lighting Systems Architecture	224
Martin Enders: BMW Group, Germany	
Pixel Light	234
Jürgen Ewald: Nippon Carbide Industries B. V., The Netherlands	
Visual Performance of Fluorescent Retroreflective Sheeting	240
Frank Ewerhart: Robert Bosch GmbH, Germany	
Video Based Curve Light System – Sensor, System and Results	252
Matthias Fiegler: OSRAM GmbH, Germany	
PLANON, a mercury-free flat panel light source, with high potential for automotive applications	266
Michael J. Flannagan: The University of Michigan, USA	
Feasibility of Developing a Headlighting Rating System	275
Helmut Frank: Mechatronic, Germany	
New Aspects for the Photometric Characterisation of Microprismatic Retroreflective Sheeting	283
Gianpiero Fusco: Automotive Lighting, Italy	
Headlamps Beam Patterns Evaluation by CCD Camera	309
Takashi Futami: Stanley Electric Co.,Ltd., Japan	
Development of the "Gatling Beam" Headlamps	316

Content	page
Reiner Gödecker: Hella KG Hueck & Co, Germany	
Hella introduces MOLIS® - the world's first 'free design' modular lighting system	330
Martin Grimm: Hella KG Hueck & Co., Germany	
Improved Nighttime Visibility for Drivers through Dynamic Bend Lighting	339
Martin Grimm: Hella KG Hueck & Co., Germany	
ECE Headlamp Performance Status and Potential for Improvement	348
Helmut Haf: IHH Ingenieurdienstleistungen, Germany	
SensorLEDIHH – Dual Operational Systemblock to Measure Perceived Brightness and to Simultaneous Adaptive Signal Image Display	355
Michael Hamm: Automotive Lighting, Germany	
System Strategies for Adaptive Lighting Systems	368
Michael Hamm: Automotive Lighting, Germany	
Headlamp Performance Specification: A Summary of New and Comprehensive Evaluation Methods	381
Takahiro Hara: University Yoto, Japan	
Evaluation of AFS from driver's point of view	397
Wolfgang Hendrischk: Hella KG Hueck & Co, Germany	
From Xenon, BiXenon to Vario Xenon	403
Henning Hogrefe: Automotive Lighting Reutlingen GmbH, Germany	
Headlamp Design with New Double Filament Bulbs	414
Shao Hong: Fudan University, China	
The Investigation on Chinese Visual Perception	422
Rainer Huber: OSRAM Opto Semiconductors, Germany	
Flexible SMT LED Submodules	441
George Iatan: DBM Reflex Entreprises Inc., Canada	
Simulation software for complex reflectors	447
S.E. Jenkins, Optical and Photometric Technology Pty Ltd, Australia	
Use and Measurement of LED Clusters for Signals	454
Norbert L. Johnson: 3M Company, U.S.A.	
A comparison of Retroreflective Sign Performance in Europe and the United States based on Market Weighted Headlight Data	461
Josef Kalze: Hella KG Hueck & Co., Germany	
Situation Adapted Light Distributions for AFS-Headlamps	474
Hiroyuki Kanai: Shinshu University, Japan	
Proposition of Road Visual Environment Simulator for Evaluation Visibility of Driver	485

Content	page
Takeshi Kimura: Koito Manufacturing Co. Ltd, Japan	
Japan's Plan for Introducing ECE Regulations Into Japanese Safety Regulations	503
Nils Knollmann: Audi AG, Germany	
Interior lighting concept on the basis of psychological and physiological influences on night-time driving	508
Thomas Knoop: LichtVision GmbH, Germany	
Digital Light Measurement for Automobile Applications	520
Shoji Kobayashi: Koito Manufacturing Co. Ltd., Japan	
Next Generation Lane Indication/Recognition System, Study of Phase II	522
Toshiyuki Kondo: Stanley Electric Co. Ltd., Japan	
Developing Highly Efficient LED Combination Rear Lamps	546
Prasad Koppolu: Visteon Corporation, U.S.A.	
Knowledge-Based Engineering Application for Lighting Design and Development – KBE-SmartLite	560
Harald Küster: Alanod Aluminium-Veredlung GmbH & Co. KG, Germany	
Large Area Coating of Aluminium Coils for Automotive Applications	577
Peter Lehnert: BMW Technik GmbH, Germany	
Disability and Discomfort Glare under dynamic Conditions – The Effect of Glare Stimuli on the Human Vision	582
Yandan Lin: Fudan University, China	
Visual Performance at Mesopic Light Levels	593
Thomas Luce: Philips Automotive Lighting, Germany	
Optimized Light Source for High Incoupling Efficiencies in Distributive Lighting Systems (DLS)	599
Peter Ludwig, Delphi Automotive Systems, Germany	
Wiring Integrated Illumination	612
Karl Manz: Lichttechnisches Institut der Universität Karlsruhe, Germany	
The Influence by Size of Headlamp on Discomfort Glare	618
Karl Manz: Lichttechnisches Institut der Universität Karlsruhe, Germany	
Tolerances of Cut-Off-Measurements	635
Janusz Mazur: Warsaw University of Technology, Poland	
Computer Visualisation into Effect of Lighting Road by Car Projector with Using Programs from Group CAD	646
Stefan Milch: smart microwave sensors GmbH, Germany	
Pedestrian Detection with Radar and Computer Vision	657

Content	page
Wolfgang Möhl: SCHOTT Glas, Germany	
Coating Technology and Materials for Lighting Applications	665
Ulrich Möller: Difa Diemer & Fastenrath GmbH, Germany	
Non Dazzling Reading Lamp	679
Kazumoto Morita: National Traffic Safety and Environment Laboratory, Japan	
Theoretical Analysis of Effect of Daytime Running Lamps on the Visibility of Automobiles	682
Martin Mühlenberg: Hella KG Hueck & Co., Germany	
Vision Sensors and Image Processing – a Contribution to Intelligent Light Function Control	695
Julius Muschaweck: Optics & Energy Concepts, Germany	
Constructive design of free-form optical components for illumination	703
Kohei Narisada: Chukyo University, Japan	
Role of Adaptation in Perception under Traffic Lighting Conditions	712
Rainer Neumann: Visteon Corp. Europe, Germany	
Future Rear Lighting Trends – Safety and Styling Aspects	723
Bernhard Newe: Hella KG Hueck & Co., Germany	
Improved Signal Lighting	733
Hiroo Oyama: Stanley Electric Co. Ltd., Japan	
The Development of the “Vertical Shape Line-Beam Headlamp”	738
Salvatore Pierro: Automotive Lighting S.p.A., Italy	
Plastic Transparent Reflectors for Clear Lens Signal Functions	751
Wilfried Pohl, Bartenbach LichtLabor, Austria	
Enhancing Visibility by reducing Glare of Street Luminaires and Headlamps	759
Thomas Reiners: OSRAM GmbH, Germany	
Introduction of Optical Features into Light Sources	769
Justin Rennilson: RCS rennilson consulting service, U.S.A.	
International Cooperation in Establishing Requirements for Traffic Control Devices	776
Lawrence M. Rice: Guide Corporation, U.S.A.	
Predictive Tools for Automotive Lighting	785
Birgit Richter: Reitter & Schefenacker GmbH & Co.KG, Germany	
Innovative Tail Lamp Concept Enhances Perceptibility Under Bad Weather Conditions	793
Hartwig Riehl: OSRAM GmbH, Germany	
Interference Coatings in Signal Lighting	804

Content	page
Joachim Ripperger: BMW AG, Germany	
Luminance: the Future Photometric for Rear- and Brake-lights	810
Ernst-Olaf Rosenhahn: Automotive Lighting, Germany	
Adaptive Headlamp Systems concerning Adverse Weather: Fog	817
Kåre Rumar: The University of Michigan, U.S.A.	
Intensity of High-Beam Headlights	829
Kåre Rumar: VTI Dev, Sweden	
Night traffic and the zero vision	849
Arnulf Rupp: Osram GmbH, Germany	
Discharge Lamps in Automotive Lighting	859
Torsten Ruths: Hella KG Hueck & Co., Germany	
Vehicle signature	871
Luca Sardi: Automotive Lighting, Italy	
Light Guides for new Lighting Systems	878
Takashi Sato: Stanley Electric Co. LTD., Japan	
The Smart Headlamp System with Variable Low-Beam Pattern	883
Thomas Schnell: The University of Iowa, U.S.A.	
The Development of a Nighttime Driver Visibility Model for ultra-violet activated Pavement Markings	890
Gabriel Schwab: Volkswagen AG, Germany	
GEOSim – a Tool for the Development of Adaptive Frontlighting System Control	904
Touichirou Shiozawa: Koito Manufacturing Co. Ltd., Japan	
Thermal Air Flow Analysis of an Automotive Headlamp	915
Michael Sivak: The University of Michigan, U.S.A.	
Quantitative Comparisons of the Benefits of Applying Adaptive Headlighting to the Current U.S. and European - Low-Beam Patterns	942
Tomasz Targosinski: Motor Transport Institute, Poland	
Analysis of the Properties of the ECE Requirements Concerning Headlights	958
Qifei Tu: The Institute of light sources, Fudan University, China	
Perspectives of LED Automotive Signal Lights in China	969
Wout van Bommel: Philips Lighting, The Netherlands	
Road Lighting Research: yesterday, today and tomorrow	974
Mark van den Berg: LumiLeds Lighting, The Netherlands	
Development of High Brightness LED's for Automotive Applications	987
John van Derlofske: Rensselaer Polytechnic Institute, U.S.A.	
Evaluation of High Intensity Discharge Automotive Forward Lighting	994

Content	page
Stephan Völker: Hella KG, Germany	
Investigation of the visible range of different types of headlamps	1009
Alexander von Hoffmann: Volkswagen AG, Germany	
Analysis of Adaptive Light Distributions with AFSim	1018
Pieter L. Walraven: Em TNO Human Factors, The Netherlands	
Required changes in $V_M(\lambda)$	1030
Herbert Wambsganß: Hella Innenleuchten Systeme GmbH, Germany	
Innovations in Lighting Technology in Vehicle Interiors	1035
Takao Watanabe: Koito Manufacturing Co. LTD., Japan	
The Research on the Effectiveness of AFS Bending Lamp in Japanese Road Environment	1042
Christine Weber: Reitter & Schefenacker, Germany	
Micro controlled LED rear combination lamp with innovative signal configurations	1054
Thomas Weber: Hella KG Hueck & Co., Germany	
Virtual Night Drive	1062
Peter Weissleder: Audi AG, Germany	
The Demand for Attraction – Styling meets Design	1070
Gösta Werner: Swedish National Testing and Research Institute, Sweden	
Conspicuity of road workers at night and day, experiences of two Swedish studies	1078
Wei Xu: Institute of Electric Light Sources, Fudan University, China	
The Measurement of Photometric Parameters of Lamps	1083
Wojciech Żagan: Warsaw University of Technology, Poland	
Chosen luminance measurement results of the cars' signal lamps	1088
Jiyong Zhang: Fudan University of Shanghai, China	
Computer Simulation of Headlamp Beam Pattern and Its Potential Utilization	1096
Li Zhou: Institute of Light Sources, Fudan University, China	
The Monte Carlo Method in Design of Automobile Lighting	1104
Wei Zhou: Fudan University, China	
Measurement of the Temperature Distribution on the Filaments of the Automotive Lamps Using the Spectroscopic Method	1110

System Strategies for Adaptive Lighting Systems


Michael Hamm, Automotive Lighting, Germany

1 Introduction

While driving at nighttime, illumination for the driver is predominantly provided by the car's headlamps. This implies a particular responsibility and challenge for the headlamp technology. In past years in an effort to bring the day closer to the night (in terms of illumination), illumination quality as well as the luminous flux of the headlamps had been constantly improved. All improvements had been related to the standard illumination device: the low beam or dipped beam as it was defined decades ago in the '20s. In the early days of motor vehicle traffic, the low beam was used when other cars were passing by, for that moment replacing the high beam or main beam.

Nowadays, with roughly 50 million cars in Germany alone, this situation is history. Low beam is the light function used most often, with a share of about 95% having limited visual range and lateral spread.

The new leap of innovation in lighting technology are the intelligent headlamps, that provide an adaptive light distribution in all traffic situations with and without oncoming traffic.



*Figure 1:
Design ideas for new
intelligent headlamp
systems in future
cars*

The car's sensors analyze and evaluate the driving situation and generate a light distribution that is adapted to that particular situation. In this process, not only the driver's comfort is increased but the visibility is improved also. This has a direct positive impact on traffic safety.

HID Technology

The most important characteristics of HID Technology is the generation of light by discharge technology. The discharge arc has a significantly higher luminance and the whole system a lifetime that exceeds the car's lifetime.

Since 1999 HID systems are available for low- and high beam application, coming out of one single module.

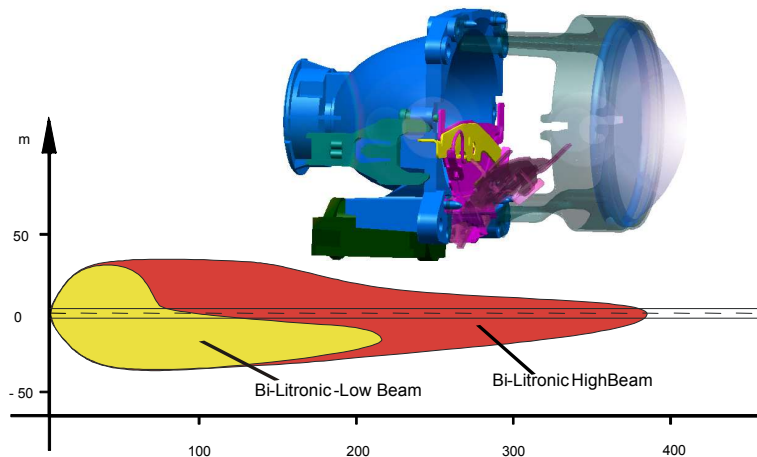


Figure 2:

*Bifunction HID-
System for Low and
High Beam out of
one projection
module*

In projection systems, the actor moves the shield in order to set the high beam light contribution. In reflection systems the HID bulb is moved. This changes the focal geometry in the system and leads to a perfect high beam. Both systems include a fail-safe system that returns low beam operation in any failure situation.

HID Bifunction Technology allows both main headlamp functions to be supplied in a very limited volume. HID quality is available also for high beam. Important is in this technology that one ECU is sufficient to drive the actors, control the ignition and operation and supply the automatic levelling function. Additionally the microcontroller allows several options as end-of-line-programming, diagnosis, software update etc. This solution is the maximized compromise between driving comfort, glare reduction, good street illumination and maximized traffic safety.

Starting with HID Systems, Adaptive Lighting Strategies have to improve this now well introduced technology by using new approaches in a new system environment.

Adaptive Lighting Systems

In the Eureka-Project 1403 AFS (Advanced Frontlighting Systems) the European car manufacturers and their headlamp and bulb suppliers began investigating the object of an improved lighting technology. During the activity of this working group some American and Japanese car manufacturers had been involved. This gave AFS a worldwide foundation and importance.

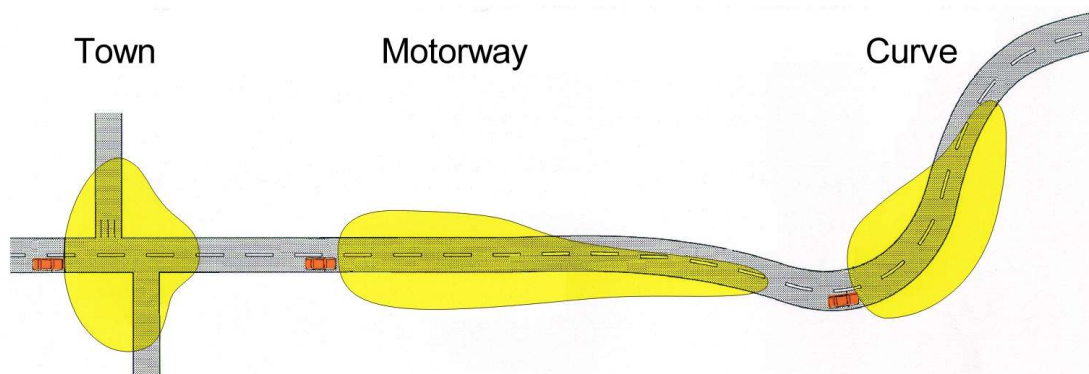


Figure 3: Selected Driving Situations with improvements by using intelligent adaptive headlamps

While driving the research projects and doing market investigations the emphasis of research was turned to improvements in the driving situations Highway driving, Adverse weather driving, Curves, Turnings, City and Country road driving.

The first experimental headlamp setups were used to investigate the lighting requirements to form an adaptive light distribution. In total 10 modules per side had been used to run the investigations. Although form and size had not been applicable for series implementation it was shown, in which way improvements in the light pattern would be possible. In parallel to these investigations the requirements for sensor informations available from the car network had to be defined. Modern car lines provide a large variety of sensors and data information systems (ABS, ESP, CAN) such that, in general, most information that might be relevant to adaptive lighting are already available, and new sensors need not be implemented in the car.

Information, Sensors and Actors

Basic informations that are needed to drive an adaptive headlamp system are, for example, speed, steering angle, body inclination, precipitation information (rain, fog) and the lighting devices status.

The utilization of additional sensor information as is available in some cars, as for example yaw rate, GPS navigation data and distance radar information is currently being tested. Based on the initial functional and electronic concept, first styling samples have been presented to the public.

For fulfilling the different requirements on the illumination of the street scenery, several approaches are considered:

The easiest way is switching on or switching off additional modules in the headlamp. This means a relatively low using time of each module and a big waste of construction volume. Significantly better is the sophisticated approach of multiple use of elements. This means the use of actors in the headlamp that swivel, switch or change parts inside the headlamp.

A simple, but tricky approach is the power control of the HID system.

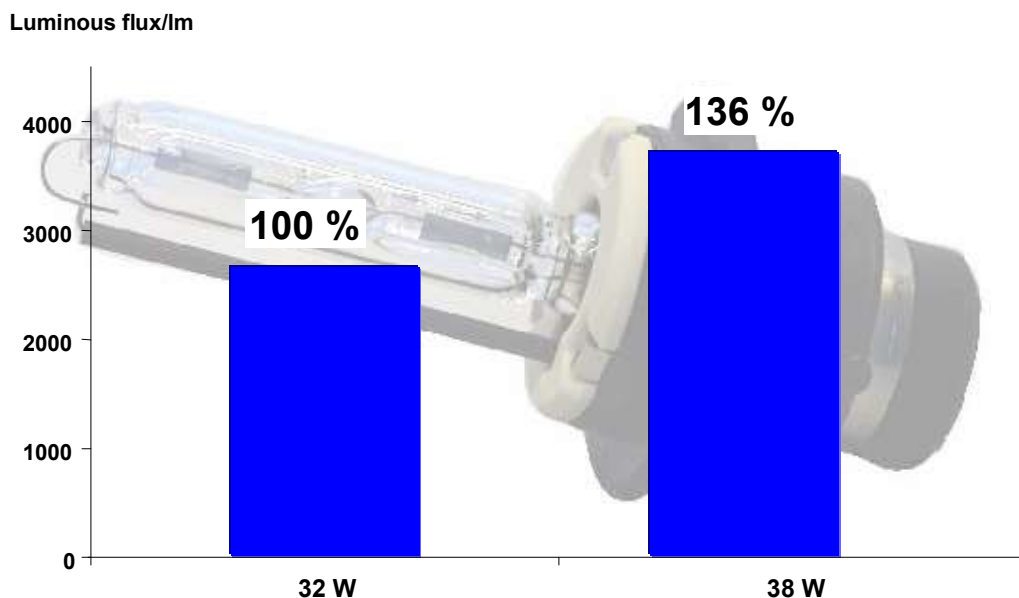


Figure 4: Power control of gas discharge bulbs with intelligent ECU

Without changing the light colour and in the lamp specifications the possibility is given to achieve 36% more light out of the same module, the same space

without switching additional devices. All light values can be shifted at once or continuously.

The variation of luminous flux in the lamp specification range is equivalent to 2 halogen low beam headlamps, that can be added as the variable part of the light distribution. Especially when using motorways, when an increase of visual range from 65 to 130 m should be provided this seems to be an appropriate solution. The power control is given by the ECU with the input parameters available, e.g. speed, navigation data etc.

For the realization of curve lighting functions a horizontal movement of parts of the reflector with DC or stepper motors must be realized. In order to allow the light distribution to follow the course of the street, car specific informations as yaw rate, lateral acceleration, steering wheel angle or wheel angle are required. Ideal and predictive informations can be supplied by navigation and video systems. The following evaluation of three different driving situations shows the importance of the control and software concept. A car specific application from e.g. steering wheel angle and the photometric requirements for optimal illumination is needed.

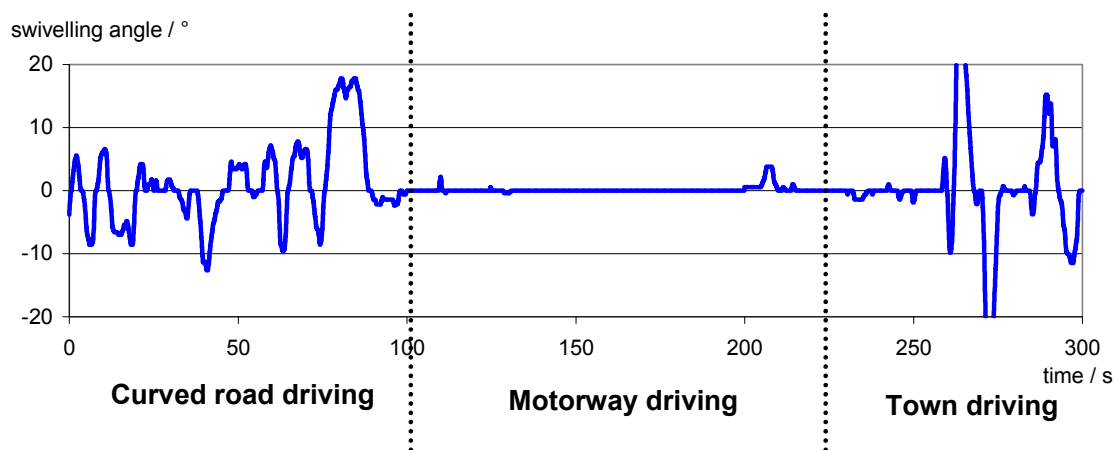
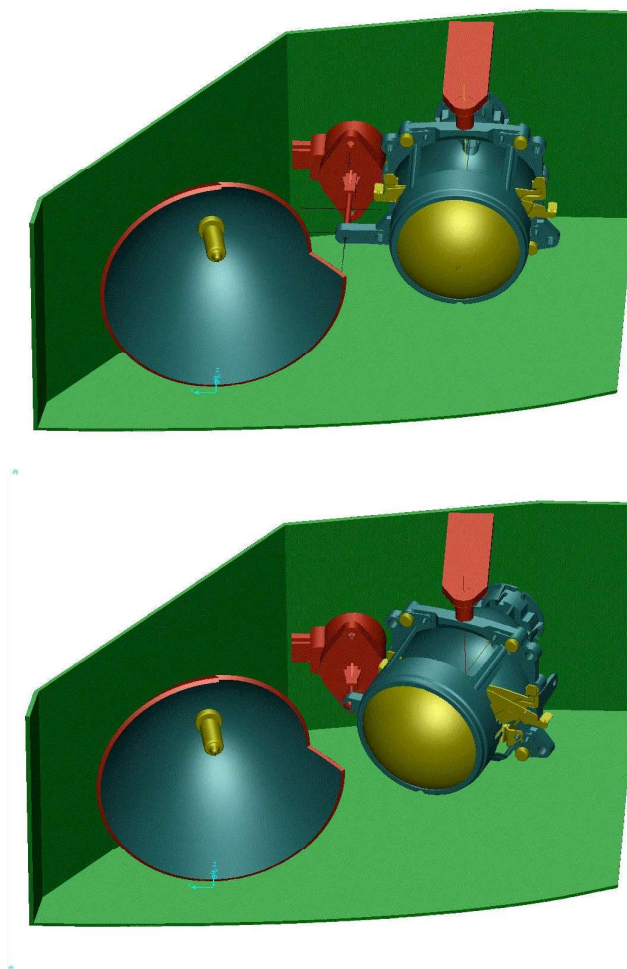


Figure 5: Examples of required swiveling angles for adaptive light patterns

On motorways the large curve radii show now big impact on the swiveling of a headlamp reflector, except the maneuvers for passing or exiting on the motorway. If the driving is done in mountain regions on serpentes or in town crossings and turnings, swiveling angles are exceeding 20°. Considering the construction volumes nowadays available this seems a hard challenge and

barely not to be realized in a standard sized headlamp. So multiple step concepts have to be found, that help in such extreme situations.

The interactions described create an additional amount of adaptation to hystereses, swiveling speed, switching time and switching point of all modules used in the concept.



*Figure 6:
Modular elements
may swivel and
show the new
functionality of Curve
Lighting*

Software- and Control concepts

The definition of type and content of the information that is required for the control of adaptive lighting systems has an important impact on the efforts that have to be scheduled for the development of an AFS-ECU. The system architectures in a car use more and more bus systems. Due to standardization development CAN bus seems to be one of the potential winners of the bus competition. The ideas shown in the following pictures are therefore based on CAN.

The structure of the control is defined in modular levels, that allow a joint base and a diversification on car manufacturers ideas and requirements.

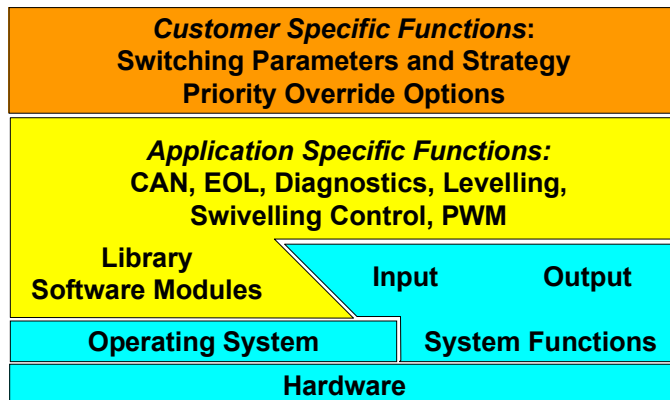


Figure 7:

Modular system design to combine customer specific requirements with independent platform design

The functions available in the concept are stored in software libraries. The control and steering parameters are part of customer specific modules that can be depending on the car manufacturer's concept and the switching and control strategy as well as from marketing conceptions.

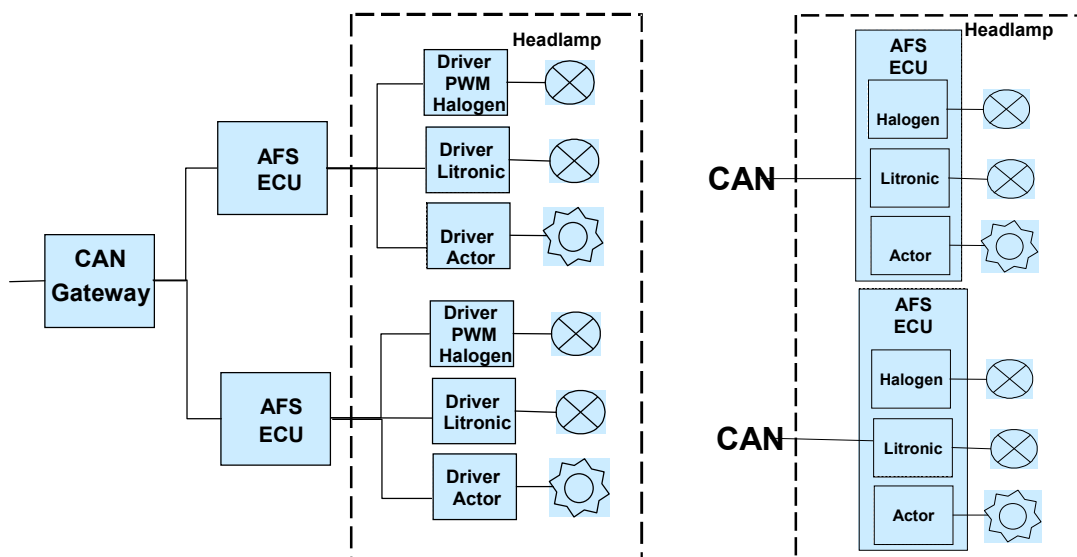


Figure 8: ECU concepts for adaptive light control

Implementing the adaptive control in the car electronic can be made on different ways. Dominating factor is the availability of an appropriate bus system for deciding the implementation and location of an interface box.

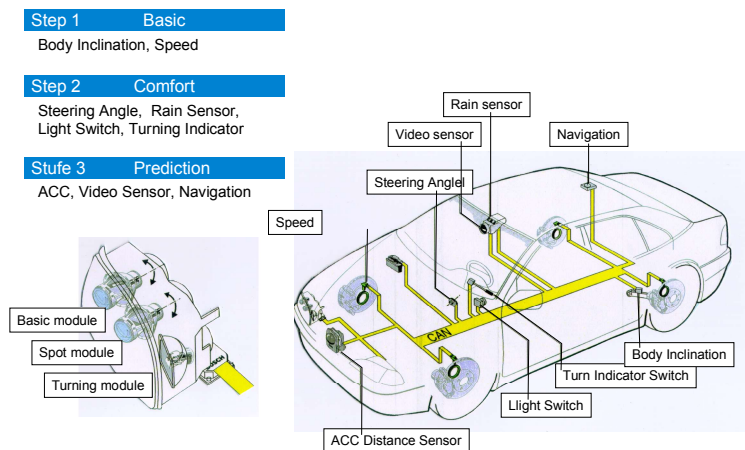


Figure 9:

*Multiple Step
approach on sensor
information available
in the car to be used
for adaptive
headlamp control*

The minimal requirements for the control of an adaptive system are informations about speed and levelling. Secondly, informations about the direction of the car as given by the steering wheel angle are required. European cars using HID systems usually have speed and levelling available. Cars using ESP systems also can supply the steering wheel and yaw rate.

Adaptive Headlamp systems Impact on Traffic Safety

When introducing adaptive elements in headlamp technology, high priority is given to the improvement of traffic safety. The improvement of the vision conditions and the seeing distances has direct influence to the ability of the driver to detect potentially dangerous situations in time.

The increase of seeing distance provides the driver with additional reaction time that can be used for breaking or evasive maneuvers. An earlier start for a braking maneuver means a decrease of accident fatality. To show this experimentally, several driving situations had been investigated

Different light distributions had been generated by a H4 system, a modern HID Xenon system and the new adaptive headlamp system. In static tests the light distributions were presented to 11 test persons who had to analyze the visual conditions. Grey visibility objects had been placed on the side of the street. In order to obtain comparable results, all object surfaces reflected with the same reflection coefficient. Depending on the light distribution, different numbers of visibility objects could be detected in the experimental setup.

The results show, that significant improvements can be proven by the adaptive headlamp system, without generating additional glare for oncoming traffic.

Curve Lighting

The results presented show that the detection distance of objects in a left curve is increased from 53m to 89 m. This is an improvement of 68% compared to the standard halogen light distribution.

It can be assumed that, if the object will be detectable in longer distance, the driver will experience an increase in time to decide further actions. This gain in detection distance for left hand curves corresponds to a gain in detection time of appr. 1,9 seconds, assuming a speed of 70 km/h. This additional time is now available to the driver, who can decide to brake earlier, and in more controlled fashion, leading to a possible stop in time, before reaching the detected object.

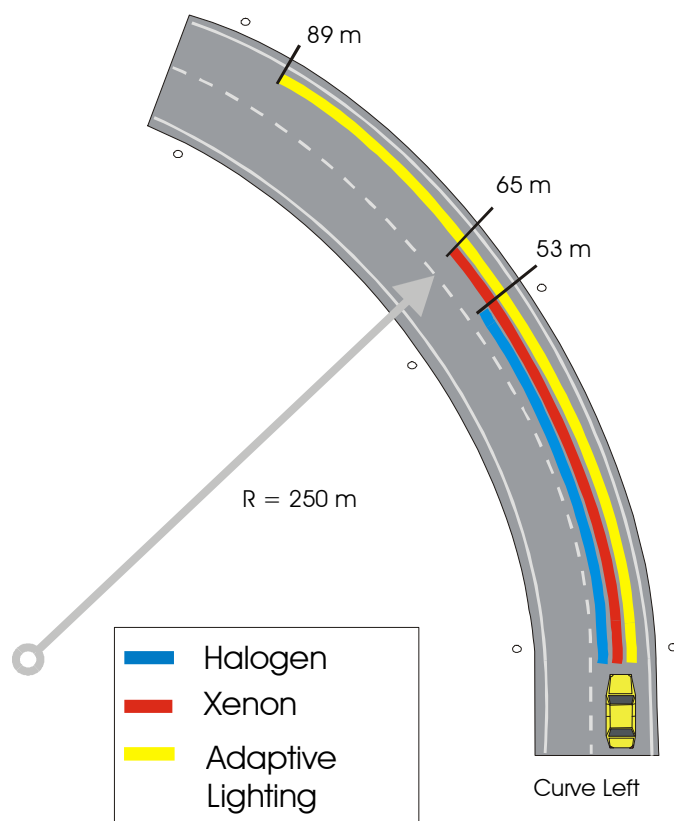


Figure 10:

Static test: Results of the investigations about visibility distances obtained with halogen-, HID- and adaptive headlamps.

Motorway lighting

The improvements in motorway situations could become even more important. The results of the investigations are shown. The detection distance doubles from 70m to 148m (211%).

Assuming a speed of 130km/h (recommended on German highways) this improvement means 2,16 seconds more travelling time before the object will be reached. Within that time the driver is able to evaluate the situation he is approaching. Additional reaction scenarios can be checked and this gives the chance to make optimized decisions, to brake, stop or pass.

Assuming the maximum speed on US highways with 70 mph the improved detection distance equals 2,49 seconds.

Since the braking distance increases nonlinearly with increasing speed, this dramatic increase in detection time may constitute one of the most effective measures that can be taken to reduce the number of fatal accidents during travel at night.

Due to the fact that accidents or dangerous situations will be avoided before becoming serious, this also corresponds to the comfort of driving at night time.

The increased detection distance is available at any time and gives more information about the course of the street in distances below the standard one. The driver will be better prepared for any change and will therefore drive with higher comfort.

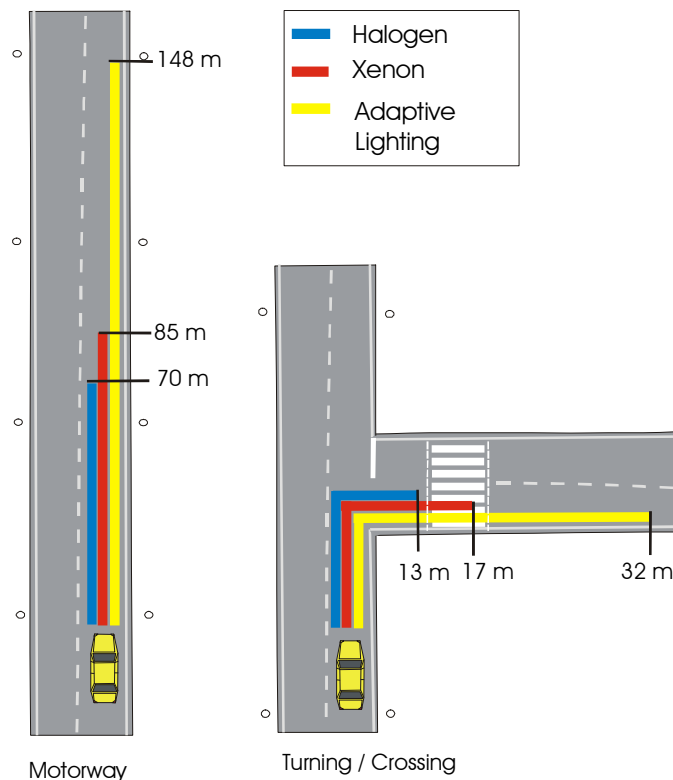


Figure 11:

Static test: Results of the investigations about visibility distances obtained with halogen-, HID- and adaptive headlamps

Turns/Crossings Lighting

Driving through turns or crossings with adaptive headlamp systems will open a new dimension in experienced driving safety. When approaching a typical crossing or intersection, conventional headlamp illumination just barely reaches the areas where pedestrians are crossing.

The pedestrians are often only visible after the turning or driving maneuver has already fully developed. Often enough will the driver have a feeling of driving into a “black hole”, into a situation that he or she was not able to evaluate before. The adaptive headlamp system will enable the driver to triple the distance for detection. This will mean a drastic improvement over all previously uncertain turning and crossing maneuvers.

Detection Distance	Curve Lighting	Motorway	Turning/Crossing
Halogen / m	53	70	13
<i>Percentage</i>	100%	100%	100%
Xenon / m	65	85	17
<i>Percentage</i>	122,6%	121,4%	130,8%
Adaptive Lighting	89	148	32
<i>Percentage</i>	167,9%	211,4%	246,2%

Table 1: Comparison of improvement in detection distance between Halogen, HID and Adaptive Lighting Systems

Summary

With the Adaptive System, an optimal illumination can be achieved even in challenging situations, thus eliminating to a large extent risky or fatal driving situations because more time is available to judge the driving situation correctly and to take the appropriate steps in time.

The introduction of Adaptive Lighting Systems will generate an even more integrative simultaneous engineering process. Additionally, Adaptive „intelligent“ headlamps will bring the headlamp from its isolation in the front module back into the world of electronics and car networking systems.

Literature

AFS – Advanced Frontlighting Systems, Eureka Project 1403.

Boebel, D., Eichler, H.; Hebler, V.: Bifunction HID Headlamp Systems-
Reflection and Projection Type.

In: SAE Technical Paper Series 2000-01-0429, 2000.

Hamm, M.: The Glare Discussion through Gas Discharge Headlamps: An
Objective Approach through Physiology and Psychology.

In: PAL Progress in Automobile Lighting PAL 97, Vol. 3.

Darmstadt University of Technology; 1997.

Hamm, M.; Friedrich, A: Intelligent, Adaptive Headlamps Systems: The Exterior
Lighting of the Future.

In: ATZ Automobiltechnische Zeitschrift, 102 (2000), Vol. 12.

Hamm, M.; Rosenhahn, E.-O.: Xenon Light and its impact on Traffic Safety
Aspects.

In: Progress in Automotive Lighting, PAL 99 Vol. 5. München: Utz, 1999.

Hogrefe, H.: Adaptive Frontlighting Systems for Optimum Illumination of Curved
Roads, Highway Lanes and Other Driving Situations.

In: SAE Technical Paper Series 2000-01-431, 2000.

Rosenhahn, E.-O.: Analysis of Lighting Parameters during Adverse Weather
Conditions

In: SAE Technical Paper Series 2000-01-319, 2000.

Schmidt-Clausen, H.-J.: Der Einfluß der Scheinwerferanbauhöhe und
Scheinwerfereinstellung auf die Erkennbarkeit von Objekten im Straßenraum.

In: Forschungsbericht BAST, Projekt 1.8604, 1987.

US Department of Transportation: Distribution of Motor Vehicle Fatal Crashes
by Day of Week, Time of Day and Weather and Light Conditions. Table 3-
26.1999

US Department of Transportation: Traffic Accidents and Fatalities.

In: American Automobile Manufacturers Associations Motor Vehicle Facts &
Figures 1998.