

# Improved characteristics of InGaN multiple-quantum-well light-emitting diode by GaN/AlGaIn distributed Bragg reflector grown on sapphire

Cite as: Appl. Phys. Lett. **76**, 1804 (2000); <https://doi.org/10.1063/1.126171>

Submitted: 22 June 1999 • Accepted: 08 February 2000 • Published Online: 27 March 2000

N. Nakada, M. Nakaji, H. Ishikawa, et al.



View Online



Export Citation

## ARTICLES YOU MAY BE INTERESTED IN

[Stress engineering during metalorganic chemical vapor deposition of AlGaIn/GaN distributed Bragg reflectors](#)

Applied Physics Letters **78**, 3205 (2001); <https://doi.org/10.1063/1.1371240>

[Refractive index of InGaIn/GaN quantum well](#)

Journal of Applied Physics **84**, 6312 (1998); <https://doi.org/10.1063/1.368954>

[Comparison of size-dependent characteristics of blue and green InGaIn microLEDs down to 1  \$\mu\text{m}\$  in diameter](#)

Applied Physics Letters **116**, 071102 (2020); <https://doi.org/10.1063/1.5144819>

## Instruments for Advanced Science

- Knowledge,
- Experience,
- Expertise

[Click to view our product catalogue](#)

Contact Hiden Analytical for further details:  
[www.HidenAnalytical.com](http://www.HidenAnalytical.com)  
[info@hideninc.com](mailto:info@hideninc.com)

### Gas Analysis

- dynamic measurement of reaction gas streams
- catalysis and thermal analysis
- molecular beam studies
- dissolved species probes
- fermentation, environmental and ecological studies

### Surface Science

- UHV TPD
- SIMS
- end point detection in ion beam etch
- elemental imaging - surface mapping

### Plasma Diagnostics

- plasma source characterization
- etch and deposition process reaction kinetic studies
- analysis of neutral and radical species

### Vacuum Analysis

- partial pressure measurement and control of process gases
- reactive sputter process control
- vacuum diagnostics
- vacuum coating process monitoring

# Improved characteristics of InGaN multiple-quantum-well light-emitting diode by GaN/AlGaIn distributed Bragg reflector grown on sapphire

N. Nakada<sup>a)</sup> and M. Nakaji

*Department of Electrical and Computer Engineering, Nagoya Institute of Technology, Gokiso-cho, Showa-ku, Nagoya 466-8555, Japan*

H. Ishikawa, T. Egawa, and M. Umeno

*Research Center for Micro-Structure Devices, Nagoya Institute of Technology, Gokiso-cho, Showa-ku, Nagoya 466-8555, Japan*

T. Jimbo

*Department of Environmental Technology and Urban Planning, Nagoya Institute of Technology, Gokiso-cho, Showa-ku, Nagoya 466-8555, Japan*

(Received 22 June 1999; accepted for publication 8 February 2000)

An InGaIn multiple-quantum-well light-emitting diode (LED) containing a GaN/AlGaIn distributed Bragg reflector has been grown on a sapphire substrate by metalorganic chemical vapor deposition. Comparing with the conventional LED, the output power has been improved from 79 to 120  $\mu$ W under 20 mA direct current biasing condition and the external quantum efficiency has been also improved from 0.16% to 0.23% under 10 mA dc current. © 2000 American Institute of Physics. [S0003-6951(00)03314-3]

GaN, AlN, and their alloys have attracted much attention for optical devices in the blue-ultraviolet region due to their direct transition type band gap structure. GaN-based edge emitting lasers have been extensively studied and have achieved room temperature continuous wave operation.<sup>1</sup> However, to make a flat edge mirror by cleaving from sapphire substrate and polish or dry etching is difficult. Recently, GaN-based vertical cavity surface emitting lasers (VCSELs) with a distributed Bragg reflector (DBR) have attracted much interest for various optical applications due to the fabrication of a smooth mirror without a cleavage technique.<sup>2</sup> Furthermore, the VCSEL can accumulate many devices in a two-dimensional array on the same substrate and its application to parallel light information processing in which the parallelism of light was fully employed efficiently or mass parallel light transmission is expected. The DBR is also effective in improving the output power of a light-emitting diode (LED).<sup>3,4</sup> Since both electrodes are attached to the upper part of sapphire, light is taken out from *p*-side electrode which is translucent for the GaN-based LED. Loss of light from sapphire substrate side is very large because the sapphire is transparent to visible light. If the DBR is introduced before fabrication of the LED, loss of the light in the side of a substrate can be reduced. Moreover, the DBR is useful for simplicity of the fabrication process. Thus, the DBR plays an important role in fabricating high performance optical devices such as a LED and VCSEL. The achievement of high reflectivity double-mirrors is necessary to perform high quality GaN-based VCSELs. Many stacks of periods are required to obtain the high reflectivity in quarter-wave GaN/AlGaIn multilayer mirrors, when making such numbers of periods there is a problem referred to as cracks or surface flatness is spoiled. More recently the optical pumping

VCSEL at liquid-nitrogen temperature was reported, which used the GaN/AlGaIn DBR for the substrate side mirror and the dielectric multilayer mirror for the surface side.<sup>5</sup> The quarter-wave reflectors based on GaN/AlGaIn heterostructures have been studied by many authors.<sup>6–11</sup> But the current injection type structure has not been reported yet.

In this study, the 15 periods of a quarter-wave GaN/Al<sub>0.27</sub>Ga<sub>0.73</sub>N DBR with reflectivity of 75% on sapphire was used as bottom mirror, then, a LED was fabricated on a DBR as a preparation stage of current injected type VCSELs. We found that the GaN/Al<sub>0.27</sub>Ga<sub>0.73</sub>N DBR as a bottom mirror has improved the output power and the external quantum efficiency of the InGaIn multiple-quantum-well (MQW) LED on sapphire in comparison with the conventional LED.

A conventional horizontal atmospheric pressure metalorganic chemical vapor deposition technique was employed for the growth of samples on (0001)-oriented, 2 in. diameter sapphire substrates. Trimethylgallium, trimethylaluminum, and trimethylindium were used as group III source materials and NH<sub>3</sub> as a group V. SiH<sub>4</sub> diluted in H<sub>2</sub> (10 PPM) and Cp<sub>2</sub>Mg were used as the n-type and p-type dopants, respectively. The reflectivity of the DBR was measured by ultraviolet-visible spectrometer as a function of wavelength. Photoluminescence (PL) spectra were measured using a He–Cd laser as an excitation source, which was focused onto the surface of the samples at room temperature. The characteristics of LEDs were measured under direct current biasing condition at room temperature. The Al content in the Al<sub>0.27</sub>Ga<sub>0.73</sub>N layer was determined from the double-crystal x-ray diffraction measurement.

Figure 1 shows the cross-sectional structure of the InGaIn MQW LED with 15 periods of a GaN/Al<sub>0.27</sub>Ga<sub>0.73</sub>N DBR grown on sapphire substrate. For DBR design, the refractive index of GaN and Al<sub>0.27</sub>Ga<sub>0.73</sub>N as a function of wavelength were measured. Although GaN on sapphire is optically anisotropic with two independent refractive index

<sup>a)</sup>Electronic mail: nakada@mothra.elcom.nitech.ac.jp

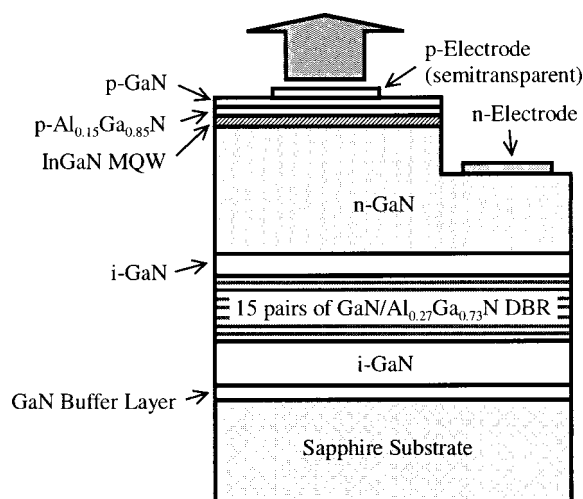


FIG. 1. Schematic structure of the InGaN MQW LED with 15 periods of the GaN/Al<sub>0.27</sub>Ga<sub>0.73</sub>N DBR on sapphire.

values,  $n_{\perp}$  (perpendicular to the  $c$  axis) and  $n_{\parallel}$  (parallel to the  $c$  axis), in our case we assumed GaN and AlGa<sub>0.27</sub>N are optically isotropic because of small deviation of  $n_{\perp}$  and  $n_{\parallel}$ . We used the refractive index values of 2.1 and 2.2 for GaN and Al<sub>0.27</sub>Ga<sub>0.73</sub>N at a wavelength of 440 nm, respectively. Using these measured refractive index values, we designed a quarter-wave GaN/Al<sub>0.27</sub>Ga<sub>0.73</sub>N multilayer with peak reflectivity centered at 440 nm. A thermal cleaning process was carried out at 1100 °C for 10 min in a stream of hydrogen ambient before growth. After depositing a low-temperature 100-nm-thick GaN layer, a 1- $\mu$ m-thick GaN, and 15 periods of a quarter-wave GaN/Al<sub>0.27</sub>Ga<sub>0.73</sub>N multilayer mirror were grown. Desired thickness of GaN and Al<sub>0.27</sub>Ga<sub>0.73</sub>N were 50 and 52 nm, respectively. A 0.5- $\mu$ m-thick undoped GaN layer and a 4- $\mu$ m-thick  $n$ -type GaN layer with Si-doped to  $\sim 1 \times 10^{19} \text{ cm}^{-3}$  were grown on the DBR. Then three periods of quantum well consisting of a 5-nm-thick In<sub>0.01</sub>Ga<sub>0.99</sub>N barrier and a 3-nm-thick In<sub>0.13</sub>Ga<sub>0.87</sub>N well, a 20-nm-thick  $p$ -type Al<sub>0.15</sub>Ga<sub>0.85</sub>N layer and a 0.2- $\mu$ m-thick  $p$ -type GaN layer with Mg-doped to  $\sim 1 \times 10^{18} \text{ cm}^{-3}$  were grown. The growth rates of the GaN and Al<sub>0.27</sub>Ga<sub>0.73</sub>N layers were 3.1 and 0.25  $\mu\text{m/h}$ , respectively. The surface of the  $p$ -type GaN layer was partly etched till the  $n$ -type GaN layer by reactive ion etching in a BCl<sub>3</sub> plasma by using photoresist as the etch mask. The  $n$ - and  $p$ -side ohmic contacts were obtained with Ti/Al annealed at 900 °C for 30 s and Ni/Au at 600 °C for 3 min in N<sub>2</sub> ambient, respectively. The  $p$ -electrode was semitransparent and the diameter was 400  $\mu\text{m}$ . For comparison, the LED without a DBR was also grown on sapphire.

Figure 2 shows the reflectivity spectra of 15 periods of the GaN/Al<sub>0.27</sub>Ga<sub>0.73</sub>N DBR measured at room temperature. The DBR structure was designed to have the peak reflectivity at the wavelength of 440 nm, which coincides with the electroluminescence (EL) peak of the InGaN MQW LED without a DBR. A peak reflectivity of 75% was obtained at 435 nm. We confirmed that the GaN/Al<sub>0.27</sub>Ga<sub>0.73</sub>N DBR exhibited the reflectivity of 93% for 30 periods of multilayer. However, the 30 periods of the DBR showed some cracks in the surface morphology by optical microscopy. Therefore, the 15 periods of the DBR was applied to the improvement of the LED. Figure 3 shows the PL spectra of the MQW

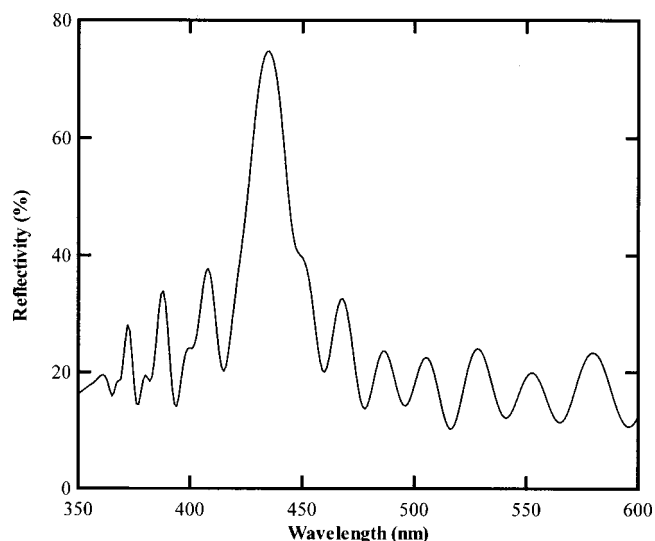


FIG. 2. Reflectance spectra of 15 periods of the GaN/Al<sub>0.27</sub>Ga<sub>0.73</sub>N DBR grown on sapphire.

structures with and without the DBR. As shown in Fig. 3, the PL spectra were modulated strongly for the MQW structure with the 15 periods of the GaN/Al<sub>0.27</sub>Ga<sub>0.73</sub>N DBR. The mode space, for example 6.6 nm between 436.9 and 443.5 nm, was caused by the vertical cavity formed between the surface and the DBR. The mode spacing  $\Delta\lambda$  is expressed as

$$\Delta\lambda = \frac{\lambda_0^2}{2n_{\text{eff}}L}, \quad (1)$$

where  $L$  is the cavity length and  $n_{\text{eff}}$  is the effective refractive index, which is defined as

$$n_{\text{eff}} = n \left( 1 - \frac{\lambda_0}{n} \frac{\partial n}{\partial \lambda} \bigg|_{\lambda=\lambda_0} \right). \quad (2)$$

Inserting the following values,  $\lambda_0 = 443.5 \text{ nm}$ ,  $n_{\text{eff}} = 3.1$ ,  $L = 4.5 \mu\text{m}$  (from crosssectional scanning electron microscopy), we obtained  $\Delta\lambda = 7.0 \text{ nm}$ . The mode spacing was in good agreement with the calculation.

The characteristics of light output power of the LEDs are shown in Fig. 4 as a function of injected current. The optical

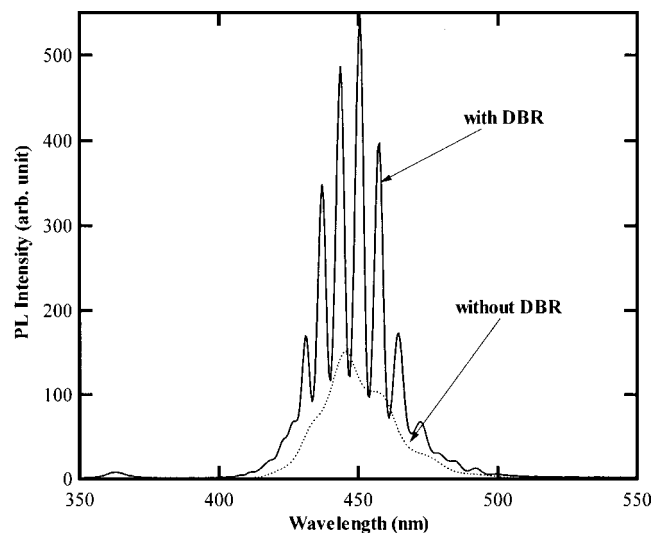


FIG. 3. PL spectra of MQW structures with and without 15 periods of the GaN/Al<sub>0.27</sub>Ga<sub>0.73</sub>N DBR.

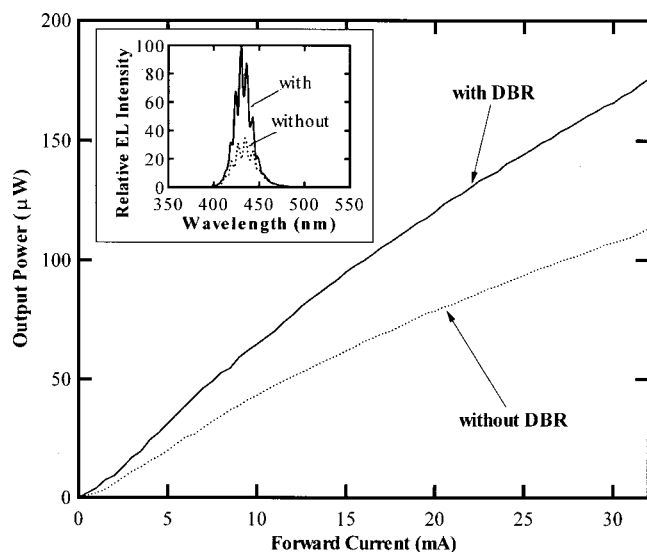


FIG. 4. The light output power of the MQW LEDs with and without 15 periods of the GaN/Al<sub>0.27</sub>Ga<sub>0.73</sub>N DBR on sapphire as a function of the injected current. The inset shows the EL spectra for the InGaN MQW LEDs at 20 mA.

detector was set above the surface of samples to detect the surface emission. The light was not detected totally except the vertical light because the LEDs were not mounted and the light was not integrated. Six devices were successfully tested from each group of LEDs. We have shown the typical results obtained. The forward voltage was 4.5 V at an injected current of 20 mA and the series resistance was 60  $\Omega$  for the LED with the DBR, which were comparable to those of the LED without the DBR. The output powers of the LEDs with and without the DBR were 120 and 79  $\mu$ W at 20 mA, respectively. The output power of the LED grown on the DBR is about 1.5 times larger than that of the LED without the DBR. It is also noticeable that the external quantum efficiency at 10 mA has been improved from 0.16% to 0.23% by use of the DBR. The enhancement of optical output and external quantum efficiency were contributed by the introduction of the DBR. This result suggested that a large fraction of the light propagated toward the emitting surface by the DBR. As shown in Fig. 4, a saturation of output

power at a high-injected current was seen, that was probably due to the heating effect. The inset of Fig. 4 shows the EL spectra of the LEDs with and without the DBR at the injected current of 20 mA. The peak wavelengths of the LEDs with and without the DBR were 430 and 434 nm, respectively, and the full width at half maximum of the peak emission was 22 nm for both the LEDs. The peak wavelength of the EL spectra agreed well with the peak wavelength in the reflectivity spectra of the DBR.

In conclusion, the characteristics of the InGaN MQW LED on sapphire have been improved by use of the GaN/AlGaIn DBR. For the InGaN MQW LED consisting of 15 periods of the GaN/AlGaIn DBR with a reflectivity of 75%, the output power of 120  $\mu$ W, and the external quantum efficiency of 0.23% were obtained which are about 1.5 times as large as those of the conventional LED. Thus, the DBR is very promising for the fabrication of high performance GaN-based LED as well as a VCSEL on sapphire.

This work was partially supported by a Grant-in-Aid for Scientific Research (c) (Grant No. 09650049) from The Ministry of Education, Science, Sports and Culture.

- <sup>1</sup>S. Nakamura, M. Senoh, S. Nagahama, N. Iwasa, T. Yamada, T. Matsushita, Y. Sugimoto, and H. Kiyoku, *Appl. Phys. Lett.* **69**, 1477 (1996).
- <sup>2</sup>T. Shirasawa, N. Mochida, A. Inoue, T. Honda, T. Sakaguchi, F. Koyama, and K. Iga, *Proceedings of the 2nd International Conference on Nitride Semiconductors*, 1997, p. P2-8.
- <sup>3</sup>T. Kato, H. Susawa, M. Hirotsu, T. Saka, Y. Ohashi, E. Shichi, and S. Shibata, *J. Cryst. Growth* **107**, 832 (1991).
- <sup>4</sup>H. Sugawara, K. Itaya, H. Nozaki, and G. Hatakeuchi, *Appl. Phys. Lett.* **61**, 1775 (1992).
- <sup>5</sup>T. Someya, K. Tachibana, Y. Arakawa, J. Lee, and T. Kamiya, *IEEE 16th International Semiconductor Laser Conference*, Nara, Japan, 1998, p. PD-1.
- <sup>6</sup>M. A. Khan, J. N. Kuznia, J. M. Van Hove, and D. T. Olson, *Appl. Phys. Lett.* **59**, 1449 (1991).
- <sup>7</sup>I. J. Fritz and T. J. Drummond, *Electron. Lett.* **31**, 68 (1995).
- <sup>8</sup>T. Shirasawa, N. Mochida, A. Inoue, T. Honda, T. Sakaguchi, F. Koyama, and K. Iga, *J. Cryst. Growth* **189/190**, 124 (1988).
- <sup>9</sup>T. Someya and Y. Arakawa, *Appl. Phys. Lett.* **73**, 3653 (1998).
- <sup>10</sup>H. M. Ng, D. Doppalapudi, E. Iliopoulos, and T. D. Moustakas, *Appl. Phys. Lett.* **74**, 1036 (1999).
- <sup>11</sup>R. Langer, A. Barski, J. Simon, N. T. Pelekanos, O. Konovalov, R. André, and Le Si Dang, *Appl. Phys. Lett.* **74**, 3610 (1999).