



Standard Specification for Diesel Fuel Oils¹

This standard is issued under the fixed designation D975; the number immediately following the designation indicates the year of original adoption or, in the case of revision, the year of last revision. A number in parentheses indicates the year of last reapproval. A superscript epsilon (ε) indicates an editorial change since the last revision or reapproval.

This standard has been approved for use by agencies of the Department of Defense.

1. Scope*

1.1 This specification covers seven grades of diesel fuel oils suitable for various types of diesel engines. These grades are described as follows:

1.1.1 *Grade No. 1-D S15*—A special-purpose, light middle distillate fuel for use in diesel engine applications requiring a fuel with 15 ppm sulfur (maximum) and higher volatility than that provided by Grade No. 2-D S15 fuel.²

1.1.2 *Grade No. 1-D S500*—A special-purpose, light middle distillate fuel for use in diesel engine applications requiring a fuel with 500 ppm sulfur (maximum) and higher volatility than that provided by Grade No. 2-D S500 fuel.²

1.1.3 *Grade No. 1-D S5000*—A special-purpose, light middle distillate fuel for use in diesel engine applications requiring a fuel with 5000 ppm sulfur (maximum) and higher volatility than that provided by Grade No. 2-D S5000 fuels.

1.1.4 *Grade No. 2-D S15*—A general purpose, middle distillate fuel for use in diesel engine applications requiring a fuel with 15 ppm sulfur (maximum). It is especially suitable for use in applications with conditions of varying speed and load.²

1.1.5 *Grade No. 2-D S500*—A general-purpose, middle distillate fuel for use in diesel engine applications requiring a fuel with 500 ppm sulfur (maximum). It is especially suitable for use in applications with conditions of varying speed and load.²

1.1.6 *Grade No. 2-D S5000*—A general-purpose, middle distillate fuel for use in diesel engine applications requiring a fuel with 5000 ppm sulfur (maximum), especially in conditions of varying speed and load.

1.1.7 *Grade No. 4-D*—A heavy distillate fuel, or a blend of distillate and residual oil, for use in low- and medium-speed diesel engines in applications involving predominantly constant speed and load.

NOTE 1—A more detailed description of the grades of diesel fuel oils is given in [X1.2](#).

NOTE 2—The Sxxx designation has been adopted to distinguish grades by sulfur rather than using words such as “Low Sulfur” as previously because the number of sulfur grades is growing and the word descriptions were thought to be not precise. S5000 grades correspond to the so-called “regular” sulfur grades, the previous No. 1-D and No. 2-D. S500 grades correspond to the previous “Low Sulfur” grades. S15 grades were not in the previous grade system and are commonly referred to as “Ultra-Low Sulfur” grades or ULSD.

1.2 This specification, unless otherwise provided by agreement between the purchaser and the supplier, prescribes the required properties of diesel fuels at the time and place of delivery.

1.2.1 Nothing in this specification shall preclude observance of federal, state, or local regulations which can be more restrictive.

NOTE 3—The generation and dissipation of static electricity can create problems in the handling of distillate diesel fuel oils. For more information on the subject, see Guide [D4865](#).

1.3 The values stated in SI units are to be regarded as standard. No other units of measurement are included in this standard.

2. Referenced Documents

2.1 ASTM Standards:³

[D56 Test Method for Flash Point by Tag Closed Cup Tester](#)
[D86 Test Method for Distillation of Petroleum Products at Atmospheric Pressure](#)

[D93 Test Methods for Flash Point by Pensky-Martens Closed Cup Tester](#)

[D129 Test Method for Sulfur in Petroleum Products \(General High Pressure Decomposition Device Method\)](#)

[D130 Test Method for Corrosiveness to Copper from Petroleum Products by Copper Strip Test](#)

¹ This specification is under the jurisdiction of ASTM Committee [D02](#) on Petroleum Products and Lubricants and is the direct responsibility of Subcommittee [D02.E0](#) on Burner, Diesel, Non-Aviation Gas Turbine, and Marine Fuels.

Current edition approved May 1, 2013. Published May 2013. Originally approved in 1948. Last previous edition approved in 2012 as D975–12a. DOI: 10.1520/D0975-13.

² This fuel complies with 40 CFR Part 80—Control of Air Pollution from New Motor Vehicles: Heavy-Duty Engines and Vehicle Standards and Highway Diesel Fuel Sulfur Control Requirements: Final Rule. Regulation of Fuels and Fuel Additives: Fuel Quality Regulations for Highway Diesel Fuel Sold in 1993 and Later Calendar Years.

³ For referenced ASTM standards, visit the ASTM website, www.astm.org, or contact ASTM Customer Service at service@astm.org. For *Annual Book of ASTM Standards* volume information, refer to the standard's Document Summary page on the ASTM website.

*A Summary of Changes section appears at the end of this standard

Copyright © ASTM International, 100 Barr Harbor Drive, PO Box C700, West Conshohocken, PA 19428-2959. United States

Copyright by ASTM Int'l (all rights reserved); Fri Jun 7 15:45:51 EDT 2013

Downloaded/printed by

Stephen Martin (Martin Eagle Oil Company, Inc.) pursuant to License Agreement. No further reproductions authorized.

- D445** Test Method for Kinematic Viscosity of Transparent and Opaque Liquids (and Calculation of Dynamic Viscosity)
- D482** Test Method for Ash from Petroleum Products
- D524** Test Method for Ramsbottom Carbon Residue of Petroleum Products
- D613** Test Method for Cetane Number of Diesel Fuel Oil
- D1266** Test Method for Sulfur in Petroleum Products (Lamp Method)
- D1319** Test Method for Hydrocarbon Types in Liquid Petroleum Products by Fluorescent Indicator Adsorption
- D1552** Test Method for Sulfur in Petroleum Products (High-Temperature Method)
- D1796** Test Method for Water and Sediment in Fuel Oils by the Centrifuge Method (Laboratory Procedure)
- D2274** Test Method for Oxidation Stability of Distillate Fuel Oil (Accelerated Method)
- D2500** Test Method for Cloud Point of Petroleum Products
- D2622** Test Method for Sulfur in Petroleum Products by Wavelength Dispersive X-ray Fluorescence Spectrometry
- D2624** Test Methods for Electrical Conductivity of Aviation and Distillate Fuels
- D2709** Test Method for Water and Sediment in Middle Distillate Fuels by Centrifuge
- D2880** Specification for Gas Turbine Fuel Oils
- D2887** Test Method for Boiling Range Distribution of Petroleum Fractions by Gas Chromatography
- D3117** Test Method for Wax Appearance Point of Distillate Fuels (Withdrawn 2010)⁴
- D3120** Test Method for Trace Quantities of Sulfur in Light Liquid Petroleum Hydrocarbons by Oxidative Microcoulometry
- D3828** Test Methods for Flash Point by Small Scale Closed Cup Tester
- D4057** Practice for Manual Sampling of Petroleum and Petroleum Products
- D4177** Practice for Automatic Sampling of Petroleum and Petroleum Products
- D4294** Test Method for Sulfur in Petroleum and Petroleum Products by Energy Dispersive X-ray Fluorescence Spectrometry
- D4306** Practice for Aviation Fuel Sample Containers for Tests Affected by Trace Contamination
- D4308** Test Method for Electrical Conductivity of Liquid Hydrocarbons by Precision Meter
- D4539** Test Method for Filterability of Diesel Fuels by Low-Temperature Flow Test (LTFT)
- D4737** Test Method for Calculated Cetane Index by Four Variable Equation
- D4865** Guide for Generation and Dissipation of Static Electricity in Petroleum Fuel Systems
- D5304** Test Method for Assessing Middle Distillate Fuel Storage Stability by Oxygen Overpressure
- D5453** Test Method for Determination of Total Sulfur in Light Hydrocarbons, Spark Ignition Engine Fuel, Diesel Engine Fuel, and Engine Oil by Ultraviolet Fluorescence
- D5771** Test Method for Cloud Point of Petroleum Products (Optical Detection Stepped Cooling Method)
- D5772** Test Method for Cloud Point of Petroleum Products (Linear Cooling Rate Method)
- D5773** Test Method for Cloud Point of Petroleum Products (Constant Cooling Rate Method)
- D5842** Practice for Sampling and Handling of Fuels for Volatility Measurement
- D5854** Practice for Mixing and Handling of Liquid Samples of Petroleum and Petroleum Products
- D6078** Test Method for Evaluating Lubricity of Diesel Fuels by the Scuffing Load Ball-on-Cylinder Lubricity Evaluator (SLBOCLE)
- D6079** Test Method for Evaluating Lubricity of Diesel Fuels by the High-Frequency Reciprocating Rig (HFRR)
- D6217** Test Method for Particulate Contamination in Middle Distillate Fuels by Laboratory Filtration
- D6371** Test Method for Cold Filter Plugging Point of Diesel and Heating Fuels
- D6468** Test Method for High Temperature Stability of Middle Distillate Fuels
- D6469** Guide for Microbial Contamination in Fuels and Fuel Systems
- D6751** Specification for Biodiesel Fuel Blend Stock (B100) for Middle Distillate Fuels
- D6890** Test Method for Determination of Ignition Delay and Derived Cetane Number (DCN) of Diesel Fuel Oils by Combustion in a Constant Volume Chamber
- D6898** Test Method for Evaluating Diesel Fuel Lubricity by an Injection Pump Rig
- D7039** Test Method for Sulfur in Gasoline and Diesel Fuel by Monochromatic Wavelength Dispersive X-ray Fluorescence Spectrometry
- D7170** Test Method for Determination of Derived Cetane Number (DCN) of Diesel Fuel Oils—Fixed Range Injection Period, Constant Volume Combustion Chamber Method
- D7345** Test Method for Distillation of Petroleum Products at Atmospheric Pressure (Micro Distillation Method)
- D7371** Test Method for Determination of Biodiesel (Fatty Acid Methyl Esters) Content in Diesel Fuel Oil Using Mid Infrared Spectroscopy (FTIR-ATR-PLS Method)
- D7467** Specification for Diesel Fuel Oil, Biodiesel Blend (B6 to B20)
- D7619** Test Method for Sizing and Counting Particles in Light and Middle Distillate Fuels, by Automatic Particle Counter
- D7688** Test Method for Evaluating Lubricity of Diesel Fuels by the High-Frequency Reciprocating Rig (HFRR) by Visual Observation
- D7220** Test Method for Sulfur in Automotive, Heating, and Jet Fuels by Monochromatic Energy Dispersive X-ray Fluorescence Spectrometry
- E29** Practice for Using Significant Digits in Test Data to Determine Conformance with Specifications

⁴ The last approved version of this historical standard is referenced on www.astm.org.

2.2 Other Documents:

- 26 CFR Part 48 Manufacturers and Realtors Excise Taxes⁵
 40 CFR Part 80 Regulation of Fuels and Fuel Additives⁵
 API RP 2003 Protection Against Ignitions Arising Out of Static, Lightning, and Stray Currents⁶
 EN 14078 Liquid petroleum products - Determination of fatty acid methyl esters (FAME) in middle distillates - Infrared spectroscopy method⁷

3. Terminology

3.1 Definitions:

3.1.1 *biodiesel*, *n*—fuel comprised of mono-alkyl esters of long chain fatty acids derived from vegetable oils or animal fats, designated B100.

3.1.2 *biodiesel blend (BXX)*, *n*—blend of biodiesel fuel with diesel fuel oils.

3.1.2.1 *Discussion*—In the abbreviation, BXX, the XX represents the volume percentage of biodiesel fuel in the blend.

3.1.3 *switch loading*, *n*—of liquid fuels, the practice of loading low vapor pressure product (for example, diesel fuel) into an empty or near-empty fixed or portable container that previously held a high or intermediate vapor pressure product (such as gasoline or solvent) without prior compartment cleaning treatment and inert gas purging; and the reverse procedure where a high vapor pressure product is added to a container that previously held a low vapor pressure product.

3.1.3.1 *Discussion*—Since middle distillate fuels have flash points above 38°C, during normal distribution of these fuels, the atmosphere above the fuels in a container such as a tanker truck, rail car, or barge, is normally below the lower explosive limit, so there is low risk of fire or explosion should an electrostatic discharge (spark) occur. However, when the previous load in the compartment was a volatile, flammable fuel such as gasoline, and if some residual fuel vapor or mist remains in the compartment, and the container has a mixture of air and fuel vapor or mist (that is, not purged with an inert gas), then there is a risk that the atmosphere in the container being filled could be in the explosive range creating a hazard should an electrostatic discharge occur.

3.2 Definitions of Terms Specific to This Standard:

3.2.1 *hydrocarbon oil*, *n*—homogeneous mixture or solution with elemental composition primarily of carbon and hydrogen and also containing sulfur, oxygen or nitrogen from residual impurities and contaminants and excluding added oxygenated materials. (See Note 5.)

3.2.1.1 *Discussion*—Neither macro nor micro emulsions are included in this definition since neither are homogeneous mixtures or solutions.

3.2.1.2 *Discussion*—Examples of excluded oxygenated materials are alcohols, esters, ethers and triglycerides.

3.2.2 *S(numerical specification maximum)*—indicates the maximum sulfur content, in weight ppm (µg/g), allowed by this specification in a diesel fuel grade.

3.2.2.1 *Discussion*—Of the seven diesel fuel grades specified in this standard, six have important distinguishing maximum sulfur regulatory requirements. These are Grades No. 1-D S15, No. 1-D S500, No. 1-D S5000, No. 2-D S15, No. 2-D S500 and No. 2-D S5000. The seventh grade, No. 4-D, is distinguished from these other grades by many major properties in addition to sulfur (unregulated maximum), and therefore is not included in this designation system. Thus, Grade No. 4-D does not have the designation S20000 as part of its grade name.

4. Sampling, Containers, and Sample Handling

4.1 It is strongly advised to review all test methods prior to sampling to understand the importance and effects of sampling technique, proper containers, and special handling required for each test method.

4.2 Correct sampling procedures are critical to obtaining a representative sample of the diesel fuel oil to be tested. Refer to Appendix X2 for recommendations. The recommended procedures or practices provide techniques useful in the proper sampling or handling of diesel fuels.

5. Test Methods

5.1 The requirements enumerated in this specification shall be determined in accordance with the following methods:

5.1.1 *Flash Point*—Test Methods D93, except where other methods are prescribed by law. For all grades, Test Method D3828 may be used as an alternate with the same limits. For Grades No. 1-D S15, No. 1-D S500, No. 1-D S5000, No. 2-D S15, No. 2-D S500, and No. 2-D S5000, Test Method D56 may be used as an alternate with the same limits, provided the flash point is below 93°C and the viscosity is below 5.5 mm²/s at 40°C. This test method will give slightly lower values. In cases of dispute, Test Methods D93 shall be used as the referee method. Test Method D56 may not be used as the alternate method for Grade No. 4-D because its minimum viscosity limit is 5.5 mm²/s at 40°C.

5.1.2 *Cloud Point*—Test Method D2500. For all fuel grades in Table 1, the automatic Test Methods D5771, D5772, or D5773 can be used as alternates with the same limits. Test Method D3117 can also be used since it is closely related to Test Method D2500. In case of dispute, Test Method D2500 shall be the referee method.

5.1.3 *Water and Sediment*—Test Method D2709 is used for fuel Grades No. 1-D S15, No. 1-D S500, No. 1-D S5000, No. 2-D S15, No. 2-D S500, and No. 2-D S5000. Test Method D1796 is used for Grade No. 4-D.

5.1.4 *Carbon Residue*—Test Method D524 is used for fuel Grades No. 1-D S15, No. 1-D S500, No. 1-D S5000, No. 2-D S15, No. 2-D S500 and No. 2-D S5000. Grade No. 4-D does not have a limit for carbon residue.

5.1.5 *Ash*—Test Method D482 is used for all grades in Table 1.

5.1.6 *Distillation*—Test Method D86 is used for Grades No. 1-D S15, No. 1-D S500, No. 1-D S5000, No. 2-D S15, No. 2-D S500, and No. 2-D S5000. For all grades, Test Method D2887

⁵ Available from U.S. Government Printing Office, Superintendent of Documents, 732 N. Capitol St., NW, Mail Stop: SDE, Washington, DC 20401.

⁶ Available from American National Standards Institute (ANSI), 25 W. 43rd St., 4th Floor, New York, NY 10036, <http://www.ansi.org>.

⁷ Available from the National CEN members listed on the CEN website (www.cenorm.be) or from the CEN/TC 19 Secretariat (astm@nen.nl).

TABLE 1 Detailed Requirements for Diesel Fuel Oils^{A, B}

Property	ASTM Test Method ^C	Grade						
		No. 1-D S15	No. 1-D S500 ^D	No. 1-D S5000 ^E	No. 2-D S15 ^F	No. 2-D S500 ^{D, F}	No. 2-D S5000 ^{E, F}	No. 4-D ^E
Flash Point, °C, min.	D93	38	38	38	52 ^F	52 ^F	52 ^F	55
Water and Sediment, % vol, max	D2709	0.05	0.05	0.05	0.05	0.05	0.05	...
	D1796	0.50
Distillation Temperature, °C 90, % vol recovered	D86							
min		282 ^F	282 ^F	282 ^F	...
max		288	288	288	338	338	338	...
Kinematic Viscosity, mm ² /S at 40°C	D445							
min		1.3	1.3	1.3	1.9 ^F	1.9 ^F	1.9 ^F	5.5
max	...	2.4	2.4	2.4	4.1	4.1	4.1	24.0
Ash % mass, max	D482	0.01	0.01	0.01	0.01	0.01	0.01	0.10
Sulfur, ppm (µg/g) ^G max	D5453	15	15
% mass, max	D2622^H	...	0.05	0.05
% mass, max	D129	0.50	0.50	2.00
Copper strip corrosion rating, max	D130	No. 3	No. 3	No. 3	No. 3	No. 3	No. 3	...
(3 h at a minimum control temperature of 50°C)								
Cetane number, min ^I	D613	40. ^J	40. ^J	40. ^J	40. ^J	40. ^J	40. ^J	30. ^J
One of the following properties must be met:								
(1) Cetane index, min.	D976–80^H	40	40	...	40	40
(2) Aromaticity, % vol, max	D1319^H	35	35	...	35	35
Operability Requirements								
Cloud point, °C, max	D2500	K	K	K	K	K	K	...
or								
LTFT/CFPP, °C, max	D4539/D6371							
Ramsbottom carbon residue on 10 % distillation residue, % mass, max	D524	0.15	0.15	0.15	0.35	0.35	0.35	...
Lubricity, HFRR @ 60°C, micron, max	D6079/D7688	520	520	520	520	520	520	...
Conductivity, pS/m or Conductivity Units (C.U.), min	D2624/D4308	25 ^L	25 ^L	25 ^L	25 ^L	25 ^L	25 ^L	...

^A To meet special operating conditions, modifications of individual limiting requirements may be agreed upon between purchaser, seller, and manufacturer.

^B See Sections 6 and 7 for further statements on diesel fuel requirements.

^C The test methods indicated are the approved referee methods. Other acceptable methods are indicated in 5.1.

^D Under United States regulations, if Grades No. 1–D S500 or No. 2–D S500 are sold for tax exempt purposes then, at or beyond terminal storage tanks, they are required by 26 CFR Part 48 to contain the dye Solvent Red 164 at a concentration spectrally equivalent to 3.9 lb per thousand barrels of the solid dye standard Solvent Red 26, or the tax must be collected.

^E Under United States regulations, Grades No.1–D S5000, No. 2–D S5000, and No. 4–D are required by 40 CFR Part 80 to contain a sufficient amount of the dye Solvent Red 164 so its presence is visually apparent. At or beyond terminal storage tanks, they are required by 26 CFR Part 48 to contain the dye Solvent Red 164 at a concentration spectrally equivalent to 3.9 lb per thousand barrels of the solid dye standard Solvent Red 26.

^F When a cloud point less than –12°C is specified, as can occur during cold months, it is permitted and normal blending practice to combine Grades No. 1 and No. 2 to meet the low temperature requirements. In that case, the minimum flash point shall be 38°C, the minimum viscosity at 40°C shall be 1.7 mm²/s, and the minimum 90 % recovered temperature shall be waived.

^G Other sulfur limits can apply in selected areas in the United States and in other countries.

^H These test methods are specified in 40 CFR Part 80.

^I Where cetane number by Test Method **D613** is not available, Test Method **D4737** can be used as an approximation. Although biodiesel blends are excluded from the scope of Test Method **D4737**, the results of Test Method **D4737** for up to B5 blends can be used to show compliance with the cetane number requirement of this specification, because Test Method **D4737** has been shown to underpredict the cetane number of such blends on average.

^J Low ambient temperatures as well as engine operation at high altitudes may require the use of fuels with higher cetane ratings.

^K It is unrealistic to specify low temperature properties that will ensure satisfactory operation at all ambient conditions. In general, cloud point (or wax appearance point) Low Temperature Flow Test, and Cold Filter Plugging Point Test may be used as an estimate of operating temperature limits for Grades No. 1–D S500; No. 2–D S500; and No. 1–D S5000 and No. 2–D S5000 diesel fuel oils. However, satisfactory operation below the cloud point (or wax appearance point) may be achieved depending on equipment design, operating conditions, and the use of flow-improver additives as described in X5.1.2. Appropriate low temperature operability properties should be agreed upon between the fuel supplier and purchaser for the intended use and expected ambient temperatures. Test Methods **D4539** and **D6371** may be especially useful to estimate vehicle low temperature operability limits when flow improvers are used. Due to fuel delivery system, engine design, and test method differences, low temperature operability tests may not provide the same degree of protection in various vehicle operating classes. Tenth percentile minimum air temperatures for U.S. locations are provided in Appendix X5 as a means of estimating expected regional temperatures. The tenth percentile minimum air temperatures can be used to estimate expected regional target temperatures for use with Test Methods **D2500**, **D4539**, and **D6371**. Refer to X5.1.3 for further general guidance on test application.

^L The electrical conductivity of the diesel fuel is measured at the time and temperature of the fuel at delivery. The 25 pS/m minimum conductivity requirement applies at all instances of high velocity transfer (7 m/s) but sometimes lower velocities, see 8.1 for detailed requirements) into mobile transport (for example, tanker trucks, rail cars, and barges).

or Test Method **D7345** can be used as an alternate. Results from Test Method **D2887** shall be reported as “Predicted D86” results by application of the correlation in Appendix X5 of Test Method **D2887** to convert the values. Results from Test Method **D7345** shall be reported as “Predicted D86” results by application of the corrections described in Test Method **D7345**

to convert to D86 equivalent values. In case of dispute, Test Method **D86** shall be the referee method. Grade No. 4-D does not have distillation requirements.

5.1.7 *Viscosity*—Test Method **D445** is used for all fuel grades in Table 1.

5.1.8 *Sulfur*—The following list shows the referee test methods and alternate test methods for sulfur, the range over which each test method applies and the corresponding fuel grades.

Sulfur Test Method	Range	Grades
D129 (referee)	>0.1 mass %	No. 1-D S5000, No. 2-D S5000, No. 4-D
D1266	0.0005 to 0.4 mass % 5 to 4000 mg/kg (wt ppm)	No. 1-D S500, No. 2-D S500
D1552	>0.06 mass %	No. 1- D S5000, No. 2-D S5000, No. 4-D
D2622 (referee for S500 Grades)	0.0003 to 5.3 mass % 3 to 53 000 mg/kg (wt ppm)	All Grades
D3120	3.0 to 100 mg/kg (wt ppm)	No. 1-D S15, No. 2-D S15 No. 1-D S500, No. 2-D S500 (S500 grades must be diluted before testing)
D4294	0.0150 to 5.00 mass % 150 to 50 000 mg/kg (wt ppm)	No. 1- D S5000, No. 2-D S5000, No. 4-D
D5453 (referee for S15 grades)	0.0001 to 0.8 mass % 1.0 to 8000 mg/kg (wt ppm)	All Grades
D7039	4 to 17 mg/kg	No. 1-D S15, No. 2-D S15
D7220	3 to 946 mg/kg	No. 1-D S15, No. 1-D S500 No. 2-D S15, No. 2-D S500

NOTE 4—The units used to report results in the above test methods are:

D129	mass %
D1266	mass %
D1552	mass %
D2622	mass %
D3120	ppm (µg/g)
D4294	mass %
D5453	ppm (µg/g)
D7039	mg/kg
D7220	mg/kg

Results reported in mg/kg and in ppm (µg/g) are numerically the same. The units used in **Table 1** for the sulfur requirements are the units in which results for the referee test are reported.

5.1.9 *Copper Corrosion*—Test Method **D130**, 3-h test at a minimum control temperature of 50°C. This test method is used for fuel Grades No. 1-D S15, No. 1-D S500, No. 1-D S5000, No. 2-D S15, No. 2-D S500 and No. 2-D S5000. Grade No. 4-D does not have a copper corrosion requirement.

5.1.10 *Cetane Number*—Test Method **D613** is used for all fuel grades in **Table 1**. Test Method **D6890** or Test Method **D7170** may be used for all No. 1-D and No. 2-D grades with the DCN result being compared to the cetane number specification requirement of 40. Test Method **D613** shall be the referee method.

5.1.11 *Cetane Index*—Test Methods D976–80 is used for fuel Grades No. 1-D S15, No. 1-D S500, No. 2-D S15 and No. 2-D S500. Grades No. 1-D S5000, No. 2-D S5000 and No. 4-D do not have an aromatics content requirement, so do not use this test method as a surrogate for aromatics content.

5.1.12 *Aromaticity*—Test Method **D1319**. This test method provides an indication of the aromatics content of fuels. For fuels with a maximum final boiling point of 315°C, this method is a measurement of the aromatic content of the fuel. This test method is used for fuel Grades No. 1-D S15, No. 1-D S500,

No. 2-D S15 and No. 2-D S500. Grades No. 1-D S5000, No. 2-D S5000 and No. 4-D do not have an aromatics content requirement.

5.1.13 *Lubricity*—Test Method **D6079** or **D7688**. Test Method **D6079** shall be the referee method.

5.1.14 *Conductivity*—Both conductivity test methods, Test Methods **D2624** and **D4308** are allowed for all grades of No. 1 and No. 2 diesel fuels. There is no conductivity requirement for No. 4 diesel fuel. For conductivities below 1 pS/m, Test Method **D4308** is preferred.

6. Workmanship

6.1 The diesel fuel shall be visually free of undissolved water, sediment, and suspended matter.

7. Requirements

7.1 The grades of diesel fuel oils herein specified shall be hydrocarbon oils, except as provided in **7.3**, with the addition of chemicals to enhance performance, if required, conforming to the detailed requirements shown in **Table 1**.

NOTE 5—Additives are generally included in finished diesel fuel to improve performance properties (cetane number, lubricity, cold flow, etc.).

7.2 *Grades No. 2-D S15, No. 2-D S500 and No. 2-D S5000*—When a cloud point less than –12°C is specified, as can occur during cold months, it is permitted and normal blending practice to combine Grades No. 1 and No. 2 to meet the low temperature requirements. In that case, the minimum flash point shall be 38°C, the minimum viscosity at 40°C shall be 1.7 mm²/s, and the minimum 90 % recovered temperature shall be waived.

7.3 Alternative Fuels and Blend Stocks:

7.3.1 *Fuels Blended with Biodiesel*—The detailed requirements for fuels blended with biodiesel shall be as follows:

7.3.1.1 *Biodiesel for Blending*—If biodiesel is a component of any diesel fuel, the biodiesel shall meet the requirements of Specification **D6751**.

7.3.1.2 Diesel fuel oil containing up to 5 vol% biodiesel shall meet the requirements for the appropriate grade No. 1-D or No. 2-D fuel, as listed in **Table 1**.

7.3.1.3 Test Method **D7371** shall be used for determination of the vol% biodiesel in a biodiesel blend. Test Method EN 14078 may also be used. In cases of dispute, Test Method **D7371** shall be the referee test method. See Practice **E29** for guidance on significant digits.

7.3.1.4 Diesel fuels containing more than 5 vol% biodiesel component are not included in this specification.

7.3.1.5 Biodiesel blends with No. 4-D fuel are not covered by this specification.

8. Precautionary Notes on Conductivity

8.1 Accumulation of static charge occurs when a hydrocarbon liquid flows with respect to another surface. The electrical conductivity requirement of 25 pS/m minimum at temperature of delivery shall apply when the transfer conditions in **Table 2** exist for the delivery into a mobile transport container (for example, tanker trucks, railcars, and barges).

TABLE 2 Transfer Conditions

Maximum Pipe Diameter (for a distance of 30 s upstream of delivery nozzle)	When Filling Tank Truck Compartments	When Filling Undivided Rail Car Compartments	When Filling Marine Vessels
0.1023 m	fuel velocity \geq 4.9 m/s	fuel velocity \geq 7.0 m/s	fuel velocity \geq 7.0 m/s
0.1541 m	fuel velocity \geq 3.24 m/s	fuel velocity \geq 5.20 m/s	fuel velocity \geq 7.0 m/s
0.2027 m	fuel velocity \geq 2.47 m/s	fuel velocity \geq 3.90 m/s	fuel velocity \geq 7.0 m/s
0.2545 m	fuel velocity \geq 1.96 m/s	fuel velocity \geq 3.14 m/s	fuel velocity \geq 7.0 m/s

9. Keywords

9.1 biodiesel; biodiesel blend; diesel; fuel oil; petroleum and petroleum products

APPENDIXES

(Nonmandatory Information)

X1. SIGNIFICANCE OF ASTM SPECIFICATION FOR DIESEL FUEL OILS

X1.1 Introduction

X1.1.1 The properties of commercial fuel oils depend on the refining practices employed and the nature of the crude oils from which they are produced. Distillate fuel oils, for example, can be produced within the boiling range of 150 and 400°C having many possible combinations of various properties, such as volatility, ignition quality, viscosity, and other characteristics.

X1.2 Grades

X1.2.1 This specification is intended as a statement of permissible limits of significant fuel properties used for specifying the wide variety of commercially available diesel fuel oils. Limiting values of significant properties are prescribed for seven grades of diesel fuel oils. These grades and their general applicability for use in diesel engines are broadly indicated as follows:

X1.2.2 *Grade No. 1-D S15*—Grade No. 1-D S15 comprises the class of very low sulfur, volatile fuel oils from kerosine to the intermediate middle distillates. Fuels within this grade are applicable for use in (1) high-speed diesel engines and diesel engine applications that require ultra-low sulfur fuels, (2) applications necessitating frequent and relatively wide variations in loads and speeds, and (3) applications where abnormally low operating temperatures are encountered.

X1.2.3 *Grade No. 1-D S500*—Grade No. 1-D S500 comprises the class of low-sulfur, volatile fuel oils from kerosine to the intermediate middle distillates. Fuels within this grade are applicable for use in (1) high-speed diesel engines that require low sulfur fuels, (2) in applications necessitating frequent and relatively wide variations in loads and speeds, and (3) in applications where abnormally low operating temperatures are encountered.

X1.2.4 *Grade No. 1-D S5000*—Grade No. 1-D S5000 comprises the class of volatile fuel oils from kerosine to the

intermediate middle distillates. Fuels within this grade are applicable for use in high-speed diesel engines applications necessitating frequent and relatively wide variations in loads and speeds, and also for use in cases where abnormally low operating temperatures are encountered.

X1.2.5 *Grade No. 2-D S15*—Grade No. 2-D S15 includes the class of very low sulfur, middle distillate gas oils of lower volatility than Grade No. 1-D S15. These fuels are applicable for use in (1) high speed diesel engines and diesel engine applications that require ultra-low sulfur fuels, (2) applications necessitating relatively high loads and uniform speeds, or (3) diesel engines not requiring fuels having higher volatility or other properties specified in Grade No. 1-D S15.

X1.2.6 *Grade No. 2-D S500*—Grade No. 2-D S500 includes the class of low-sulfur, middle distillate gas oils of lower volatility than Grade No. 1-D S500. These fuels are applicable for use in (1) high-speed diesel engine applications that require low sulfur fuels, (2) applications necessitating relatively high loads and uniform speeds, or (3) diesel engines not requiring fuels having higher volatility or other properties specified for Grade No. 1-D S500.

X1.2.7 *Grade No. 2-D S5000*—Grade No. 2-D S5000 includes the class of middle distillate gas oils of lower volatility than Grade No. 1-D S5000. These fuels are applicable for use in (1) high-speed diesel engines in applications necessitating relatively high loads and uniform speeds, or (2) in diesel engines not requiring fuels having higher volatility or other properties specified for Grade No. 1-D S5000.

X1.2.8 *Grade No. 4-D*—Grade No. 4-D comprises the class of more viscous middle distillates and blends of these middle distillates with residual fuel oils. Fuels within this grade are applicable for use in low- and medium-speed diesel engines in applications necessitating sustained loads at substantially constant speed.

X1.3 Selection of Particular Grade

X1.3.1 The selection of a particular diesel fuel oil from one of these seven ASTM grades for use in a given engine requires consideration of the following factors:

- X1.3.1.1 Fuel price and availability,
- X1.3.1.2 Maintenance considerations,
- X1.3.1.3 Engine size and design,
- X1.3.1.4 Emission control systems,
- X1.3.1.5 Speed and load ranges,
- X1.3.1.6 Frequency of speed and load changes, and
- X1.3.1.7 Atmospheric conditions. Some of these factors can influence the required fuel properties outlined as follows:

X1.4 Cetane Number

X1.4.1 Cetane number is a measure of the ignition quality of the fuel and influences combustion roughness. The cetane number requirements depend on engine design, size, nature of speed and load variations, and on starting and atmospheric conditions. Increase in cetane number over values actually required does not materially improve engine performance. Accordingly, the cetane number specified should be as low as possible to assure maximum fuel availability.

X1.5 Distillation

X1.5.1 The fuel volatility requirements depend on engine design, size, nature of speed and load variations, and starting and atmospheric conditions. For engines in services involving rapidly fluctuating loads and speeds as in bus and truck operation, the more volatile fuels can provide best performance, particularly with respect to smoke and odor. However, best fuel economy is generally obtained from the heavier types of fuels because of their higher heat content.

X1.6 Viscosity

X1.6.1 For some engines it is advantageous to specify a minimum viscosity because of power loss due to injection pump and injector leakage. Maximum viscosity, on the other hand, is limited by considerations involved in engine design and size, and the characteristics of the injection system.

X1.7 Carbon Residue

X1.7.1 Carbon residue gives a measure of the carbon depositing tendencies of a fuel oil when heated in a bulb under prescribed conditions. While not directly correlating with engine deposits, this property is considered an approximation.

X1.8 Sulfur

X1.8.1 The effect of sulfur content on engine wear and deposits appears to vary considerably in importance and depends largely on operating conditions. Fuel sulfur can affect emission control systems performance. To assure maximum availability of fuels, the permissible sulfur content should be specified as high as is practicable, consistent with maintenance considerations.

X1.9 Flash Point

X1.9.1 The flash point as specified is not directly related to engine performance. It is, however, of importance in connection with legal requirements and safety precautions involved in fuel handling and storage, and is normally specified to meet insurance and fire regulations.

X1.10 Cloud Point

X1.10.1 Cloud point is of importance in that it defines the temperature at which a cloud or haze of wax crystals appears in the oil under prescribed test conditions which generally relates to the temperature at which wax crystals begin to precipitate from the oil in use.

X1.11 Ash

X1.11.1 Ash-forming materials can be present in fuel oil in two forms: (1) abrasive solids, and (2) soluble metallic soaps. Abrasive solids contribute to injector, fuel pump, piston and ring wear, and also to engine deposits. Soluble metallic soaps have little effect on wear but can contribute to engine deposits.

X1.12 Copper Strip Corrosion

X1.12.1 This test serves as a measure of possible difficulties with copper and brass or bronze parts of the fuel system.

X1.13 Aromaticity

X1.13.1 This test is used as an indication of the aromatics content of diesel fuel. Aromatics content is specified to prevent an increase in the average aromatics content in Grades No. 1-D S15, No. 1-D S500, No. 2-D S15 and No. 2-D S500 fuels and is required by 40 CFR Part 80. Increases in aromatics content of fuels over current levels can have a negative impact on emissions.

X1.14 Cetane Index

X1.14.1 Cetane Index is specified as a limitation on the amount of high aromatic components in Grades No. 1-D S15, No. 1-D S500, No. 2-D S15 and No. 2-D S500.

X1.15 Other

X1.15.1 *Microbial Contamination*—Refer to Guide [D6469](#) for a discussion of this form of contamination.

X1.16 Conductivity

X1.16.1 Electrical conductivity of fuels is an important consideration in the safe handling characteristics of any fuel. The risk associated with explosions due to static electrical discharge depends on the amount of hydrocarbon and oxygen in the vapor space and the energy and duration of a static discharge. There are many factors that can contribute to the high risk of explosion. For Ultra Low Sulfur Diesel (ULSD) fuels in particular, electrical conductivity can likely be very low before the addition of static dissipater additive (SDA). The intent of this requirement is to reduce the risk of electrostatic ignitions while filling tank trucks, barges, ship compartments, and rail cars, where flammable vapors from the past cargo can be present. Generally, it does not apply at the retail level where

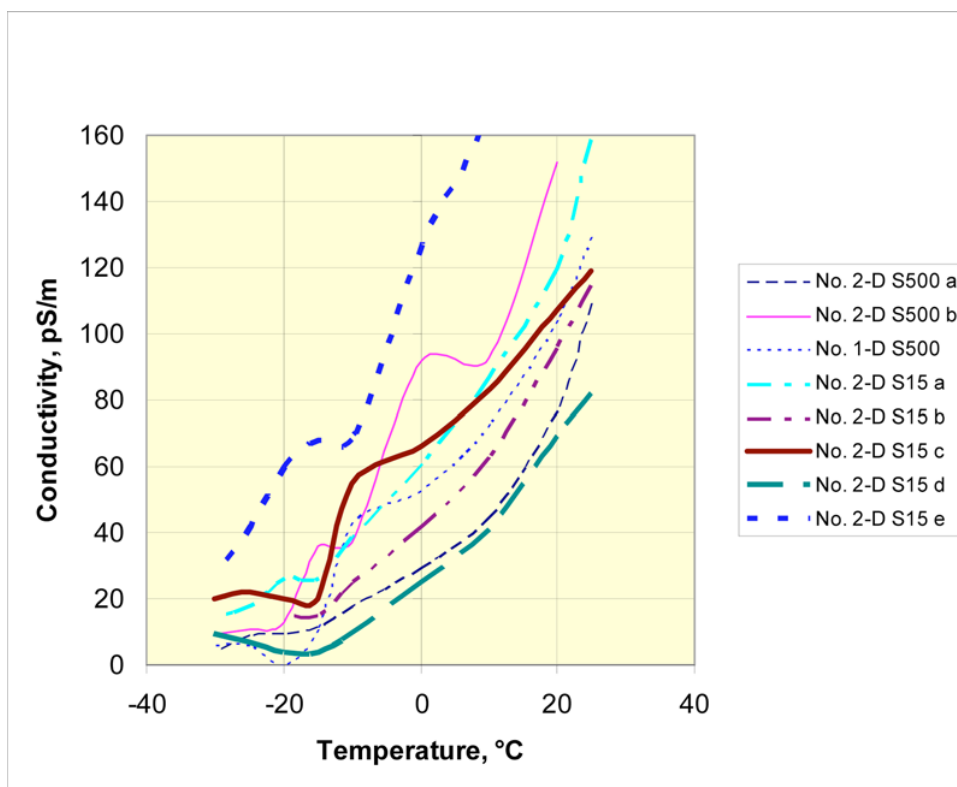


FIG. X1.1 Conductivity Varies with Temperature

flammable vapors are usually absent. Those parties handling any fuel are advised to review Guide D4865 as well as API RP 2003 and ISGOTT.⁸

X1.16.2 Conductivity is known to be highly dependent on temperature. The conductivity requirement in Table 1 will decrease the risk, but it will not eliminate it.

X1.16.3 Fig. X1.1 presents the response of conductivity to temperature for some typical diesel fuels.

X1.16.4 Due to the normal depletion of fuel conductivity additive during commingling, storage, distribution, or reduction of conductivity, or a combination thereof, at low temperatures, the fuel should be sufficiently treated, if needed with conductivity improver additives (also called static dissipater additives (SDA)) to ensure that the electrical conductivity requirement is met. The method of fuel distribution and temperature at the point of delivery into mobile transport can require a substantially greater conductivity level than 25 pS/m at the point of additive treatment. If a static dissipater additive is needed to meet the minimum conductivity requirement, then initial additive treatment should allow for temperature, commingling, distribution, and adequate mixing effects to ensure the minimum conductivity is attained at the point of delivery into mobile transport. For more information on this subject, please refer to Guide D4865 and Test Method D2624.

X1.16.5 Fuel handlers should not be lulled into a false sense of security if the fuel meets or exceeds the minimum conductivity requirement. Improved fuel conductivity will accelerate the dissipation of electric charge but not eliminate the risks associated with handling combustible or flammable fuels. Fuel handlers should be aware of the increased static electricity production when diesel fuels are filtered through fine-mesh strainers and filters. Fuel handlers are encouraged to use industry-recommended safety practices to minimize the risk associated with handling fuel. One such safe operating practice recommends lower maximum flowrates upon initial loading procedures. Loading operations involving “switch-loading” of tanker trucks and other vessels pose increased risks.

X1.16.6 There is some concern over excessive addition of diesel fuel with static dissipater additives. A potential concern includes failure of exposed electrical equipment immersed in over-additized fuel. Another concern is potential interference with the properties of adjacent products in pipeline. Fuel handlers using static dissipater additives should employ effective controls to prevent over-additizing diesel fuel. Fuel handlers adding SDA or other additives should be aware of possible antagonistic or synergistic effects between additives used simultaneously in diesel fuel. Consultation with the appropriate SDA additive supplier or other experts, or both, as well as conducting appropriate additive interaction studies is recommended.

X1.16.7 For those fuel transporters that practice switch loading of fuels without container cleaning and purging after

⁸ ISGOTT (International Safety Guide for Oil Tankers and Terminals), 5th edition, Oil Companies International Marine Forum (OCIMF), London, England, www.ocimf.com.

hauling high or intermediate fuels or solvents, risks are involved with that practice. Switch loading should be discouraged because of the difficulty in ensuring removal of all residual vapor-producing materials. Accidental electrostatic discharge ignition requires three elements:

- (1) Presence of a flammable atmosphere from a previous volatile cargo,
- (2) The ability of the low volatility material being loaded to accumulate an electrostatic charge because of low conductivity, and

- (3) Operating conditions during loading, which encourage charge generation and reduce charge relaxation—especially the velocity of the loading stream. Switch loading also refers to the reverse situation when light product (for example, gasoline) is loaded into a container that previously held middle distillate fuel (for example, diesel), although this mode of switch loading is generally not considered a static ignition hazard (but may be a product contamination concern).

X2. SAMPLING, CONTAINERS AND SAMPLE HANDLING

X2.1 Introduction

X2.1.1 This appendix provides guidance on methods and techniques for the proper sampling of diesel fuel oils. As diesel fuel oil specifications become more stringent and contaminants and impurities become more tightly controlled, even greater care needs to be taken in collecting and storing samples for quality assessment.

X2.2 Sampling, Containers and Sample Handling Recommendations

X2.2.1 Appropriate manual method sampling procedures can be found in Practice [D4057](#) and automatic method sampling is covered in Practice [D4177](#).

X2.2.2 The correct sample volume and appropriate container selection are also important decisions that can impact test results. Practice [D4306](#) for aviation fuel container selection

for tests sensitive to trace contamination can be useful. Practice [D5854](#) for procedures on container selection and sample mixing and handling is recommended. For cetane number determination protection from light is important. Collection and storage of diesel fuel oil samples in an opaque container, such as a dark brown glass bottle, metal can, or a minimally reactive plastic container to minimize exposure to UV emissions from sources such as sunlight or fluorescent lamps, is recommended. According to Paragraph 8.2 of Test Method [D6079](#), “Because of sensitivity of lubricity measurements to trace materials, sample containers shall be only fully epoxy-lined metal, amber borosilicate glass, or polytetrafluoroethylene as specified in Practice [D4306](#).”

X2.2.3 For volatility determination of a sample, Practice [D5842](#) for special precautions recommended for representative sampling and handling techniques may be appropriate.

X3. STORAGE AND THERMAL STABILITY OF DIESEL FUELS

X3.1 Scope

X3.1.1 This appendix provides guidance for consumers of diesel fuels who may wish to store quantities of fuels for extended periods or use the fuel in severe service or high temperature applications. Fuels containing residual components are excluded. Consistently successful long-term fuel storage or use in severe applications requires attention to fuel selection, storage conditions, handling and monitoring of properties during storage and prior to use.

X3.1.2 Normally produced fuels have adequate stability properties to withstand normal storage and use without the formation of troublesome amounts of insoluble degradation products. Fuels that are to be stored for prolonged periods or used in severe applications should be selected to avoid formation of sediments or gums, which can overload filters or plug injectors. Selection of these fuels should result from supplier-user discussions.

X3.1.3 These suggested practices are general in nature and should not be considered substitutes for any requirements imposed by the warranty of the distillate fuel equipment manufacturer or by federal, state, or local government regulations. Although they cannot replace a knowledge of local

conditions or good engineering and scientific judgment, these suggested practices do provide guidance in developing an individual fuel management system for the middle distillate fuel user. They include suggestions in the operation and maintenance of existing fuel storage and handling facilities and for identifying where, when, and how fuel quality should be monitored or selected for storage or severe use.

X3.2 Definitions

X3.2.1 *bulk fuel*—fuel in the storage facility.

X3.2.2 *fuel contaminants*—foreign materials that make fuel less suitable or unsuitable for the intended use.

X3.2.2.1 *Discussion*—Fuel contaminants include materials introduced subsequent to the manufacture of fuel and fuel degradation products.

X3.2.3 *fuel-degradation products*—those materials that are formed in fuel during extended storage or exposure to high temperatures.

X3.2.3.1 *Discussion*—Insoluble degradation products can combine with other fuel contaminants to reinforce deleterious effects. Soluble degradation products (soluble gums) are less volatile than fuel and can carbonize to form deposits due to

complex interactions and oxidation of small amounts of olefinic or sulfur-, oxygen- or nitrogen-containing compounds present in fuels. The formation of degradation products can be catalyzed by dissolved metals, especially copper salts. When dissolved copper is present it can be deactivated with metal deactivator additives.

X3.2.4 long-term storage—storage of fuel for longer than 12 months after it is received by the user.

X3.2.5 severe use—use of the fuel in applications which can result in engines operating under high load conditions that can cause the fuel to be exposed to excessive heat.

X3.3 Fuel Selection

X3.3.1 Certain distilled refinery products are generally more suitable for long-term storage and severe service than others. The stability properties of middle distillates are highly dependent on the crude oil sources, severity of processing, use of additives and whether additional refinery treatment has been carried out.

X3.3.2 The composition and stability properties of middle distillate fuels produced at specific refineries can be different. Any special requirements of the user, such as long-term storage or severe service, should be discussed with the supplier.

X3.3.3 Blends of fuels from various sources can interact to give stability properties worse than expected based on the characteristics of the individual fuels.

X3.4 Fuel Additives

X3.4.1 Available fuel additives can improve the suitability of marginal fuels for long-term storage and thermal stability, but can be unsuccessful for fuels with markedly poor stability properties. Most additives should be added at the refinery or during the early weeks of storage to obtain maximum benefits.

X3.4.2 Biocides or biostats destroy or inhibit the growth of fungi and bacteria, which can grow at fuel-water interfaces to give high particulate concentrations in the fuel. Available biocides are soluble in both the fuel and water or in the water phase only.

X3.5 Tests for Fuel Quality

X3.5.1 At the time of manufacture, the storage stability of fuel may be assessed using Test Method [D2274](#) or [D5304](#). However, these accelerated stability tests may not correlate well with field storage stability due to varying field conditions and to fuel composition.

X3.5.2 Performance criteria for accelerated stability tests that assure satisfactory long-term storage of fuels have not been established.

X3.5.3 Test Method [D6468](#), provides an indication of thermal oxidative stability of middle distillate fuels when heated to temperatures near 150°C.

X3.6 Fuel Monitoring

X3.6.1 A plan for monitoring the quality of bulk fuel during prolonged storage is an integral part of a successful program. A

plan to replace aged fuel with fresh product at established intervals is also desirable.

X3.6.2 Stored fuel should be periodically sampled and its quality assessed. Practice [D4057](#) provides guidance for sampling. Fuel contaminants and degradation products will usually settle to the bottom of a quiescent tank. A “Bottom” or “Clearance” sample, as defined in Practice [D4057](#), should be included in the evaluation along with an “All Level” sample.

X3.6.3 The quantity of insoluble fuel contaminants present in fuel can be determined using Test Method [D6217](#).

X3.6.4 Test Method [D6468](#), can be used for investigation of operational problems that might be related to fuel thermal stability. Testing samples from the fuel tank or from bulk storage can give an indication as to the cause of filter plugging. It is more difficult to monitor the quality of fuels in vehicle tanks since operation can be on fuels from multiple sources.

X3.6.5 Some additives exhibit effects on fuels tested in accordance with Test Method [D6468](#) that may or may not be observed in the field. Data have not been developed that correlate results from the test method for various engine types and levels of operating severity.

X3.6.6 Test Method [D7619](#) can be used to assess the number and size of particulates in Grades 1-D and 2-D diesel fuels. However water droplets are counted as particles and agglomerated particles are detected and counted as a single larger particle. Data have not been developed to determine acceptable levels of particulates. Obtaining a representative sample and following the recommended sampling procedures is particularly important with particle counting test methods.

X3.7 Fuel Storage Conditions

X3.7.1 Contamination levels in fuel can be reduced by storage in tanks kept free of water, and tankage should have provisions for water draining on a scheduled basis. Water promotes corrosion, and microbiological growth can occur at a fuel-water interface. Underground storage is preferred to avoid temperature extremes; above-ground storage tanks should be sheltered or painted with reflective paint. High storage temperatures accelerate fuel degradation. Fixed roof tanks should be kept full to limit oxygen supply and tank breathing.

X3.7.2 Copper and copper-containing alloys should be avoided. Copper can promote fuel degradation and can produce mercaptide gels. Zinc coatings can react with water or organic acids in the fuel to form gels that rapidly plug filters.

X3.7.3 Appendix X2 of Specification [D2880](#) discusses fuel contaminants as a general topic.

X3.8 Fuel Use Conditions

X3.8.1 Many diesel engines are designed so that the diesel fuel is used for heat transfer. In modern heavy-duty diesel engines, for example, only a portion of the fuel that is circulated to the fuel injectors is actually delivered to the combustion chamber. The remainder of the fuel is circulated back to the fuel tank, carrying heat with it. Thus adequate high temperature stability can be a necessary requirement in some severe applications or types of service.

X3.8.2 Inadequate high temperature stability can result in the formation of insoluble degradation products.

X3.9 Use of Degraded Fuels

X3.9.1 Fuels that have undergone mild-to-moderate degradation can often be consumed in a normal way, depending on the fuel system requirements. Filters and other cleanup equipment can require special attention and increased maintenance. Burner nozzle or injector fouling can occur more rapidly.

X3.9.2 Fuels containing very large quantities of fuel degradation products and other contaminants or with runaway microbiological growth require special attention. Consultation with experts in this area is desirable. It can be possible to drain the sediment or draw off most of the fuel above the sediment layer and use it with the precautions described in X3.9.1. However, very high soluble gum levels or corrosion products from microbiological contamination can cause severe operational problems.

X3.10 Thermal Stability Guidelines

X3.10.1 Results from truck fleet experience suggests that Test Method D6468 can be used to qualitatively indicate whether diesel fuels have satisfactory thermal stability performance properties.^{9,10}

⁹ Bacha, John D., and Lesnini, David G., "Diesel Fuel Thermal Stability at 300°F," *Proceedings of the 6th International Conference on Stability and Handling of Liquid Fuels*, Vancouver, B.C., October 1997.

X3.10.2 Performance in engines has not been sufficiently correlated with results from Test Method D6468 to provide definitive specification requirements. However, the following guidelines are suggested.

X3.10.2.1 Fuels giving a Test Method D6468 reflectance value of 70 % or more in a 90 minute test at the time of manufacture should give satisfactory performance in normal use.

X3.10.2.2 Fuels giving a Test Method D6468 reflectance value of 80 % or more in a 180 minute test at the time of manufacture should give satisfactory performance in severe use.

X3.10.3 Thermal stability as determined by Test Method D6468 is known to degrade during storage.¹¹ The guidance above is for fuels used within six months of manufacture.

¹⁰ Schwab, Scott D., Henly, Timothy J., Moxley, Joel F., and Miller, Keith, "Thermal Stability of Diesel Fuel," *Proceedings of the 7th International Conference on Stability and Handling of Liquid Fuels*, Graz, Austria, September 2000.

¹¹ Henry, C. P., "The DuPont F21 149°C (300°F) Accelerated Stability Test," *Distillate Fuel Stability and Cleanliness, ASTM STP 751*, 1981, pp. 22-33.

X4. DIESEL FUEL LUBRICITY

X4.1 Introduction

X4.1.1 Diesel fuel functions as a lubricant in most components of fuel injection equipment such as pumps and injectors. In limited cases, fuel with specific properties will have insufficient lubricating properties which will lead to a reduction in the normal service life and functional performance of diesel fuel injection systems.

X4.2 Fuel Characteristics Affecting Equipment Wear

X4.2.1 Currently, two fuel characteristics affect equipment wear. These are low viscosity and lack of sufficient quantities of trace components that have an affinity for surfaces. If fuel viscosity meets the requirements of a particular engine, a fuel film is maintained between the moving surfaces of the fuel system components. This prevents excessive metal-to-metal contact and avoids premature failure due to wear. Similarly, certain surface active molecules in the fuel adhere to, or combine with, surfaces to produce a protective film which also can protect surfaces against excessive wear.

X4.3 Fuel Lubricity

X4.3.1 The concern about fuel lubricity is limited to situations in which fuels with lower viscosities than those specified for a particular engine are used or in which fuels that have been processed in a manner that results in severe reduction of the trace levels of the surface active species that act as surface

protecting agents. Presently the only fuels of the latter type shown to have lubricity problems resulted from sufficiently severe processing to reduce aromatics or sulfur.

X4.3.2 Work in the area of diesel fuel lubricity is ongoing by several organizations, such as the International Organization for Standardization (ISO), the ASTM Diesel Fuel Lubricity Task Force, and the Coordinating Research Council (CRC) Diesel Performance Group. These groups include representatives from the fuel injection equipment manufacturers, fuel producers, and additive suppliers. The charge of the ASTM task force has been the recommendation of test methods and fuel lubricity requirements for Specification D975. Two test methods were proposed and approved. These are Test Method D6078, a scuffing load ball-on-cylinder lubricity evaluator method, SLOBACLE, and Test Method D6079, a high frequency reciprocating rig (HFRR) method. Use of these tests raises three issues: 1) The correlation of the data among the two test methods and the fuel injection equipment is not perfect, 2) Both methods in their current form do not apply to all fuel-additive combinations, and 3) The reproducibility values for both test methods are large. In order to protect diesel fuel

injection equipment, an HFRR Wear Scar Diameter (WSD) of 520 microns has been placed in Specification D975.¹²

X4.3.3 Most experts agree that fuels having a SLBOCLE lubricity value below 2000 g might not prevent excessive wear in injection equipment¹³ while fuels with values above 3100 g should provide sufficient lubricity in all cases.¹⁴ Experts also

¹² Mitchell, K., "Diesel Fuel Lubricity—Base Fuel Effects," SAE Technical Paper 2001-01-1928, 2001.

¹³ Westbrook, S. R., "Survey of Low Sulfur Diesel Fuels and Aviation Kerosenes from U.S. Military Installations," SAE Technical Paper 952369, 1995.

¹⁴ Nikanjam, M., "ISO Diesel Fuel Lubricity Round Robin Program," SAE Technical Paper 952372, 1995.

agree that if HFRR test at 60°C is used, fuels with values above 600 microns might not prevent excessive wear,¹⁵ while fuels with values below 450 microns should provide sufficient lubricity in all cases.¹⁴ More accurately, an industry-accepted long-term durability pump test, such as Test Method D6898, can be used to evaluate the lubricity of a diesel fuel. A poor result in such a test indicates that the fuel has low lubricity and may not be able to provide sufficient protection.

NOTE X4.1—Some injection equipment can be fitted with special components that can tolerate low lubricity fuels.

¹⁵ Nikanjam, M., "Diesel Fuel Lubricity: On the Path to Specifications," SAE Technical Paper 1999-01-1479, 1999.

X5. TENTH PERCENTILE MINIMUM AMBIENT AIR TEMPERATURES FOR THE UNITED STATES (EXCEPT HAWAII)

X5.1 Introduction

X5.1.1 The tenth percentile minimum ambient air temperatures shown on the following maps (Figs. X5.1-X5.12) and in Table X5.1 were derived from an analysis of historical hourly temperature readings recorded over a period of 15 to 21 years from 345 weather stations in the United States. This study was conducted by the U.S. Army Mobility Equipment Research and Development Center (USAMERDC), Coating and Chemical Laboratory, Aberdeen Proving Ground, MD 21005. The tenth percentile minimum ambient air temperature is defined as the lowest ambient air temperature which will not go lower on average more than 10 % of the time. In other words, the daily minimum ambient air temperature would on average not be expected to go below the monthly tenth percentile minimum ambient air temperature more than 3 days for a 30-day month. See Table X5.1.

X5.1.2 These data can be used to estimate low temperature operability requirements. In establishing low temperature operability requirements, consideration should be given to the following. These factors, or any combination, can make low temperature operability more or less severe than normal. As X5.1.2.1 through X5.1.2.12 indicate, field work suggests that cloud point (or wax appearance point) is a fair indication of the low temperature operability limit of fuels without cold flow additives in most vehicles.

X5.1.2.1 Long term weather patterns (Average winter low temperatures will be exceeded on occasion).

X5.1.2.2 Short term local weather conditions (Unusual cold periods do occur).

X5.1.2.3 Elevation (High locations are usually colder than surrounding lower areas).

X5.1.2.4 Specific engine design.

X5.1.2.5 Fuel system design (Recycle rate, filter location, filter capacity, filter porosity, and so forth.)

X5.1.2.6 Fuel viscosity at low temperatures

X5.1.2.7 Equipment add-ons (Engine heaters, radiator covers, fuel line and fuel filter heaters and so forth.)

X5.1.2.8 Types of operation (Extensive idling, engine shutdown, or unusual operation).

X5.1.2.9 Low temperature flow improver additives in fuel.

X5.1.2.10 Geographic area for fuel use and movement between geographical areas.

X5.1.2.11 General housekeeping (Dirt or water, or both, in fuel or fuel supply system).

X5.1.2.12 Impact failure for engine to start or run (Critical vs. non-critical application).

X5.1.3 *Historical Background*—Three test methods have been widely used to estimate or correlate with low temperature vehicle operability. Cloud point, Test Method D2500, is the oldest of the three and most conservative of the tests. The cloud point test indicates the earliest appearance of wax precipitation that might result in plugging of fuel filters or fuel lines under prescribed cooling conditions. Although not 100 % failsafe, it is the most appropriate test for applications that can not tolerate much risk. The Cold Filter Plugging Point (CFPP) test, Test Method D6371, was introduced in Europe in 1965. The CFPP was designed to correlate with the majority of European vehicles. Under rapid cooling conditions, 20 cc fuel is drawn through a 45 micron screen then allowed to flow back through the screen for further cooling. This process is continued every 1°C until either the 20 cc fuel fails to be drawn through the screen in 60 s or it fails to return through the screen in 60 s. It was field tested many times in Europe¹⁶ before being widely accepted as a European specification. Field tests have also shown CFPP results more than 10°C below the cloud point should be viewed with caution because those results did not necessarily reflect the true vehicle low temperature operability limits.¹⁷ CFPP has been applied to many areas of the world where similar vehicle designs are used. The Low Temperature Flow Test (LTFT), Test Method D4539, was designed to correlate with the most severe and one of the most common fuel delivery systems used in North American Heavy Duty trucks. Under prescribed slow cool conditions (1°C/h), similar to typical field conditions, several 200 cc fuel specimens in glass containers fitted with 17 µm screen assemblies are

¹⁶ "Low Temperature Operability of Diesels. A Report by CEC Investigation Group IGF-3," CEC P-171-82.

¹⁷ "SFPP-A New Laboratory Test for Assessment of Low Temperature Operability of Modern Diesel Fuels," CEC/93/EF 15, 5-7, May 1993.

cooled. At 1°C intervals one specimen is drawn through the screen under a 20 kPa vacuum. Approximately 90 % of the fuel must come over in 60 s or less for the result to be a pass. This process is continued at lower temperatures (1°C increments) until the fuel fails to come over in the allotted 60 s. The lowest passing temperature is defined as the LTFT for that fuel. In 1981, a CRC program was conducted to evaluate the efficacy of cloud point, CFPP, pour point, and LTFT for protecting the diesel vehicle population in North America and to determine what benefit flow-improvers could provide. The field test consisted of 3 non-flow improved diesel fuels, 5 flow improved diesel fuels, 4 light-duty passenger cars, and 3 heavy-duty trucks. The field trial resulted in two documents^{18,19} that provide insight into correlating laboratory tests to North American vehicle performance in the field. The general conclusions of the study were:

(1) In overnight cool down, 30 % of the vehicles tested had a final fuel tank temperature within 2°C of the overnight minimum ambient temperature.

(2) The use of flow-improved diesel fuel permits some vehicles to operate well below the fuel cloud point.

(3) Significant differences exist in the severity of diesel vehicles in terms of low temperature operation.

(4) No single laboratory test was found that adequately predicts the performance of all fuels in all vehicles.

(5) CFPP was a better predictor than pour point, but both methods over-predicted, minimum operating temperatures in many vehicles. For this reason, these tests were judged inadequate predictors of low-temperature performance and dismissed from further consideration.

(6) Cloud point and LTFT showed varying degrees of predictive capability, and offered distinctively different advantages. Both predicted the performance of the base fuels well, but LTFT more accurately predicted the performance of the flow-improved fuels. On the other hand, cloud point came closest to a fail-safe predictor of vehicle performance for all vehicles.

Since the 1981 field test, non-independent studies²⁰ using newer vehicles verified the suitability of the LTFT for North American heavy-duty trucks. Users are advised to review these

and any more recent publications when establishing low temperature operability requirements and deciding upon test methods.

X5.1.3.1 Current Practices—It is recognized that fuel distributors, producers, and end users in the United States use cloud point, wax appearance point, CFPP, and LTFT to estimate vehicle low temperature operability limits for diesel fuel. No independent data has been published in recent years to determine test applicability for today's fuels and vehicles.

X5.2 Maps

X5.2.1 The maps in the following figures were derived from CCL Report No. 316, "A Predictive Study for Defining Limiting Temperatures and Their Application in Petroleum Product Specifications," by John P. Doner. This report was published by the U.S. Army Mobility Equipment Research and Development Center (USAMERDC), Coating and Chemical Laboratory, and it is available from the National Technical Information Service, Springfield, VA 22151, by requesting Publication No. AD756-420.

X5.2.2 Where states are divided the divisions are noted on the maps and table with the exception of California, which is divided by counties as follows:

California, North Coast—Alameda, Contra Costa, Del Norte, Humboldt, Lake, Marin, Mendocino, Monterey, Napa, San Benito, San Francisco, San Mateo, Santa Clara, Santa Cruz, Solano, Sonoma, Trinity.

California, Interior—Lassen, Modoc, Plumas, Sierra, Siskiyou, Alpine, Amador, Butte, Calaveras, Colusa, El Dorado, Fresno, Glenn, Kern (except that portion lying east of the Los Angeles County Aqueduct), Kings, Madera, Mariposa, Merced, Placer, Sacramento, San Joaquin, Shasta, Stanislaus, Sutter, Tehama, Tulare, Tuolumne, Yolo, Yuba, Nevada.

California, South Coast—Orange, San Diego, San Luis Obispo, Santa Barbara, Ventura, Los Angeles (except that portion north of the San Gabriel Mountain range and east of the Los Angeles County Aqueduct).

California, Southeast—Imperial, Riverside, San Bernardino, Los Angeles (that portion north of the San Gabriel Mountain range and east of the Los Angeles County Aqueduct), Mono, Inyo, Kern (that portion lying east of the Los Angeles County Aqueduct).

X5.2.3 The temperatures in CCL Report No. 316 were in degrees Fahrenheit. The degree Celsius temperatures in **Appendix X5** were obtained by converting the original degree Fahrenheit temperatures.

¹⁸ CRC Report No. 537, "The Relationship Between Vehicle Fuel Temperature and Ambient Temperature, 1981 CRC Kapuskasing Field Test," December 1983.

¹⁹ CRC Report No. 528, "1981 CRC Diesel Fuel Low-Temperature Operability Field Test," September 1983.

²⁰ SAE 962197, SAE 982576, SAE 2000-01-2883.

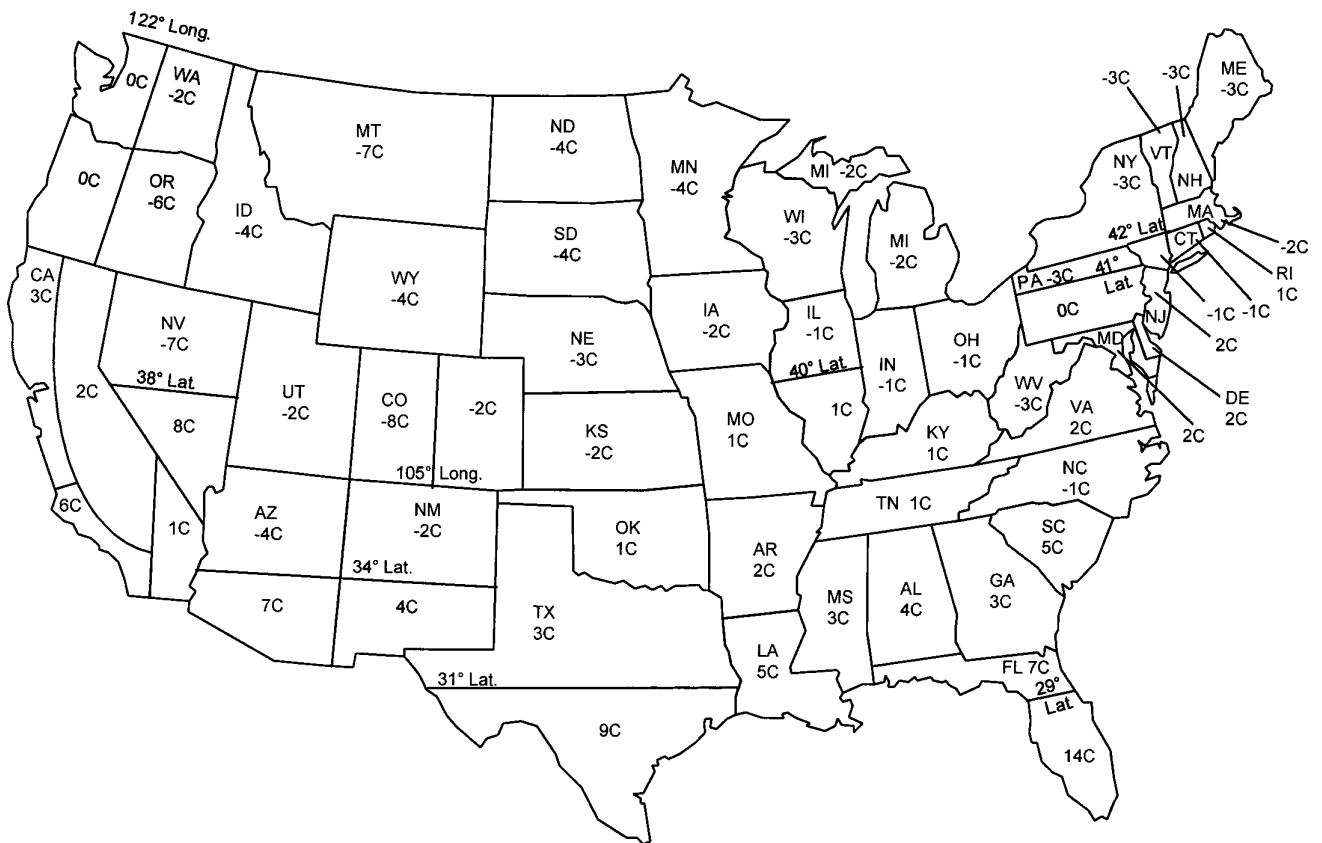


FIG. X5.1 October—10th Percentile Minimum Temperatures



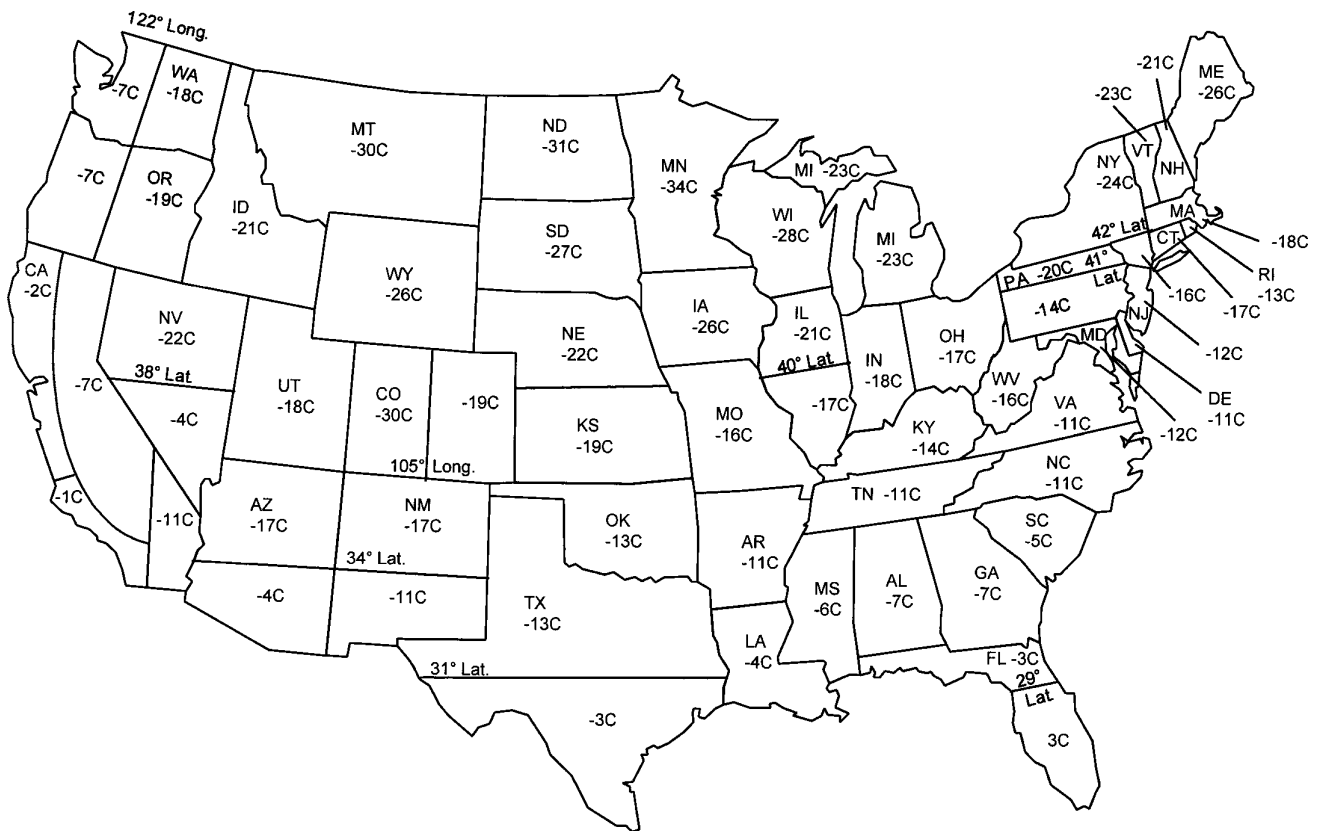


FIG. X5.4 January—10th Percentile Minimum Ambient Air Temperatures

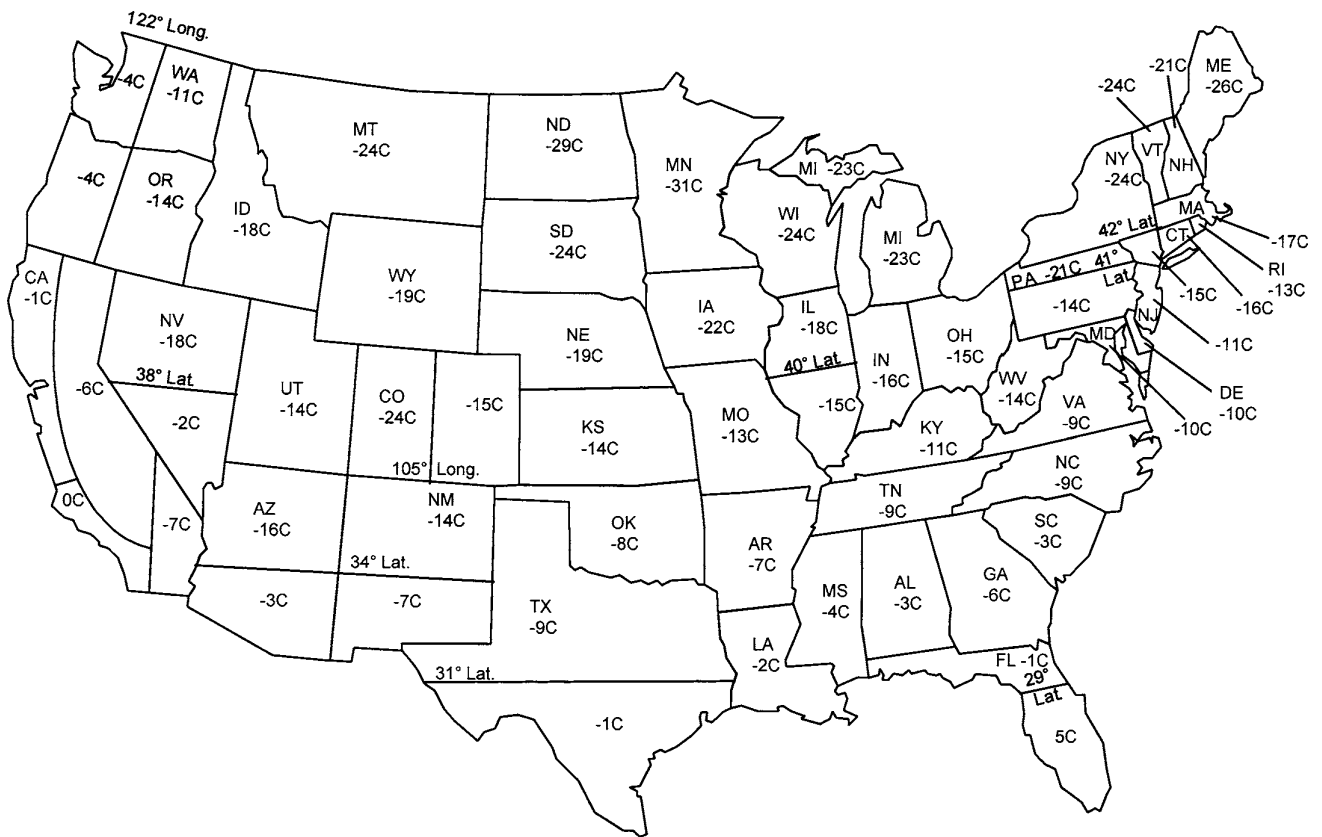


FIG. X5.5 February—10th Percentile Minimum Ambient Air Temperatures

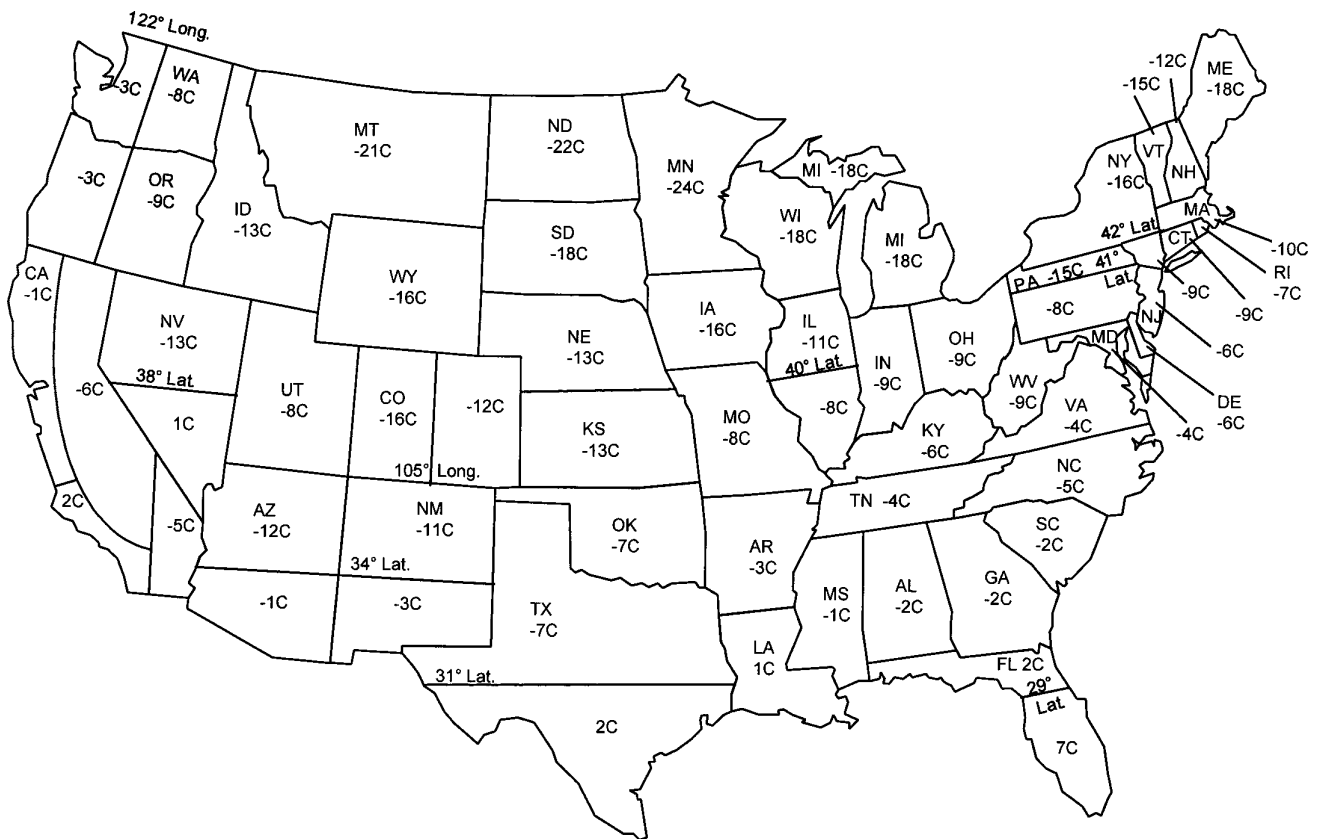


FIG. X5.6 March—10th Percentile Minimum Ambient Air Temperatures

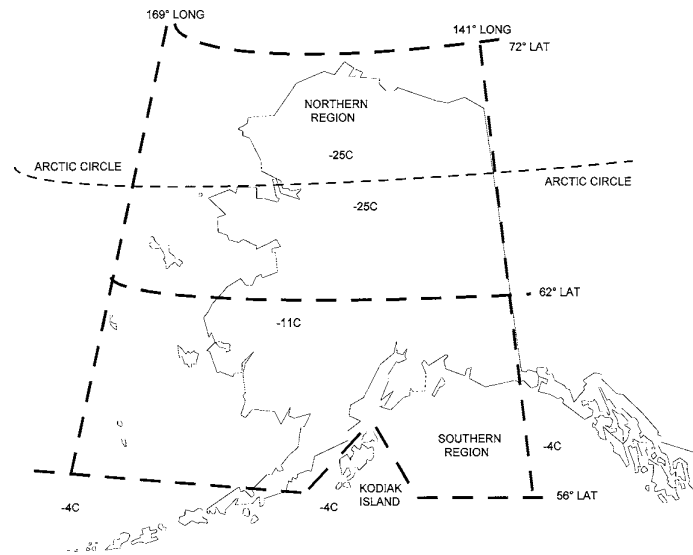


FIG. X5.7 October—10th Percentile Minimum Ambient Air Temperatures

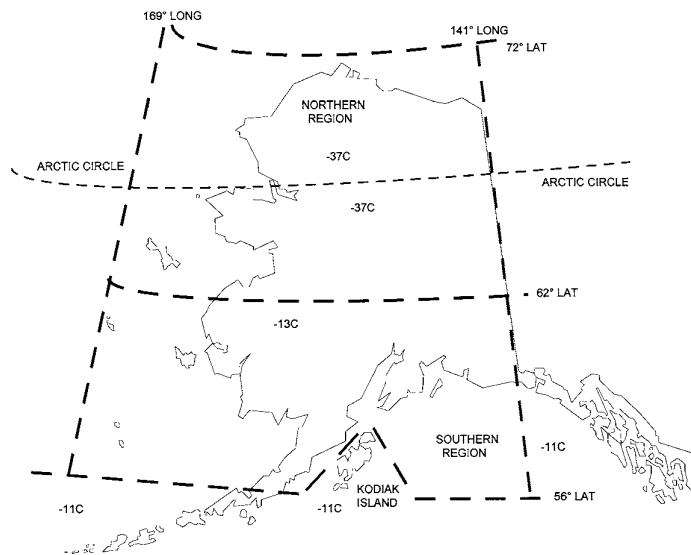


FIG. X5.8 November—10th Percentile Minimum Ambient Air Temperatures

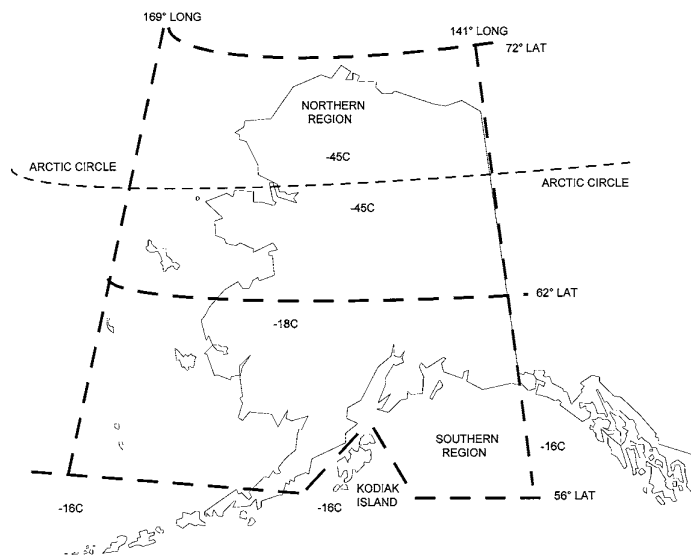


FIG. X5.9 December—10th Percentile Minimum Ambient Air Temperatures

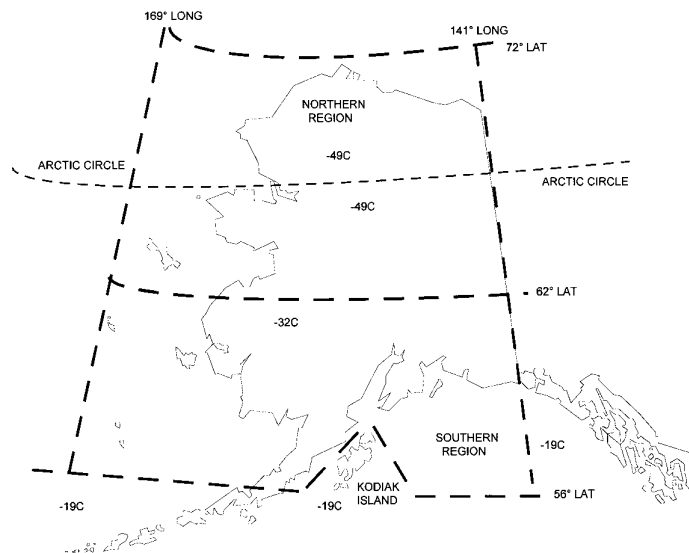


FIG. X5.10 January—10th Percentile Minimum Ambient Air Temperatures

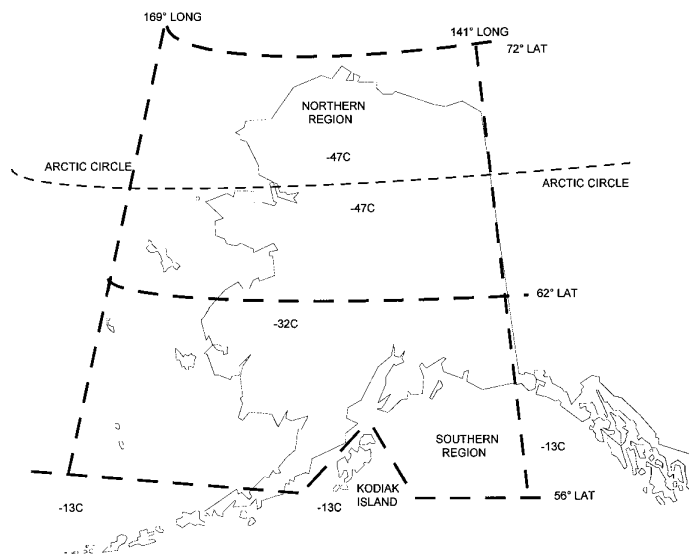


FIG. X5.11 February—10th Percentile Minimum Ambient Air Temperatures

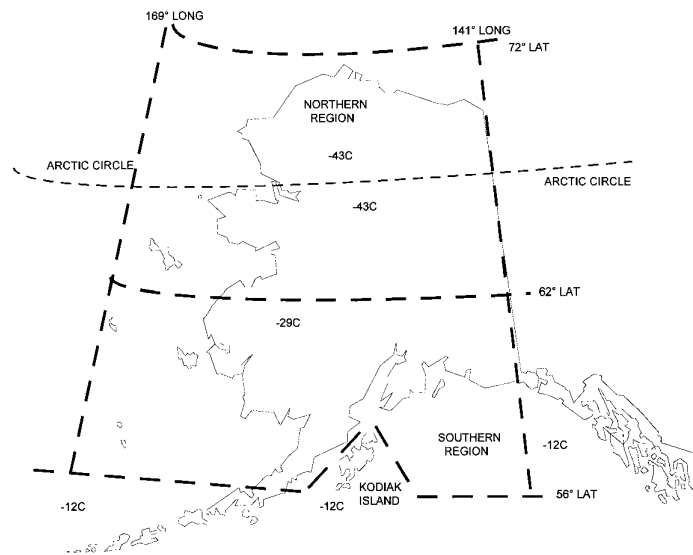


FIG. X5.12 March—10th Percentile Minimum Ambient Air Temperatures

TABLE X5.1 Tenth Percentile Minimum Ambient Air Temperatures for the United States (except Hawaii)

State		10th Percentile Temperature°C, min					
		Oct.	Nov.	Dec.	Jan.	Feb.	March
Alabama		4	-3	-6	-7	-3	-2
Alaska	Northern	-25	-37	-45	-49	-47	-43
	Southern	-11	-13	-18	-32	-32	-29
Arizona	South East	-4	-11	-16	-19	-13	-12
	North 34° latitude	-4	-12	-14	-17	-16	-12
	South 34° latitude	7	0	-2	-4	-3	-1
Arkansas		2	-4	-7	-11	-7	-3
California	North Coast	3	0	-2	-2	-1	-1
	Interior	2	-3	-4	-7	-6	-6
	South Coast	6	2	0	-1	0	2
	Southeast	1	-6	-8	-11	-7	-5
Colorado	East 105° long	-2	-12	-14	-19	-15	-12
	West 105° long	-8	-18	-25	-30	-24	-16
Connecticut		-1	-7	-16	-17	-16	-9
Delaware		2	-3	-10	-11	-10	-6
Florida	North 29° latitude	7	1	-2	-3	-1	2
	South 29° latitude	14	7	3	3	5	7
Georgia		3	-2	-6	-7	-6	-2
Idaho		-4	-13	-18	-21	-18	-13
Illinois	North 40° latitude	-1	-9	-19	-21	-18	-11
	South 40° latitude	1	-7	-16	-17	-15	-8
Indiana		-1	-7	-16	-18	-16	-9
Iowa		-2	-13	-23	-26	-22	-16
Kansas		-2	-11	-15	-19	-14	-13
Kentucky		1	-6	-13	-14	-11	-6
Louisiana		5	-1	-3	-4	-2	1
Maine		-3	-10	-23	-26	-26	-18
Maryland		2	-3	-10	-12	-10	-4
Massachusetts		-2	-7	-16	-18	-17	-10
Michigan		-2	-11	-20	-23	-23	-18
Minnesota		-4	-18	-30	-34	-31	-24
Mississippi		3	-3	-6	-6	-4	-1
Missouri		1	-7	-14	-16	-13	-8
Montana		-7	-18	-24	-30	-24	-21
Nebraska		-3	-13	-18	-22	-19	-13
Nevada	North 38° latitude	-7	-14	-18	-22	-18	-13
	South 38° latitude	8	0	-3	-4	-2	1
New Hampshire		-3	-8	-18	-21	-21	-12
New Jersey		2	-3	-11	-12	-11	-6
New Mexico	North 34° latitude	-2	-11	-14	-17	-14	-11
	South 34° latitude	4	-4	-8	-11	-7	-3
New York	North 42° latitude	-3	-8	-21	-24	-24	-16
	South 42° latitude	-1	-5	-14	-16	-15	-9
North Carolina		-1	-7	-10	-11	-9	-5
North Dakota		-4	-20	-27	-31	-29	-22
Ohio		-1	-7	-16	-17	-15	-9
Oklahoma		1	-8	-12	-13	-8	-7
Oregon	East 122° long	-6	-11	-14	-19	-14	-9
	West 122° long	0	-4	-5	-7	-4	-3
Pennsylvania	North 41° latitude	-3	-8	-19	-20	-21	-15
	South 41° latitude	0	-6	-13	-14	-14	-8
Rhode Island		1	-3	-12	-13	-13	-7
South Carolina		5	-1	-5	-5	-3	-2
South Dakota		-4	-14	-24	-27	-24	-18
Tennessee		1	-5	-9	-11	-9	-4
Texas	North 31° latitude	3	-6	-9	-13	-9	-7
	South 31° latitude	9	2	-2	-3	-1	2
Utah		-2	-11	-14	-18	-14	-8
Vermont		-3	-8	-20	-23	-24	-15
Virginia		2	-3	-9	-11	-9	-4
Washington	East 122° long	-2	-8	-11	-18	-11	-8
	West 122° long	0	-3	-3	-7	-4	-3
West Virginia		-3	-8	-15	-16	-14	-9
Wisconsin		-3	-14	-24	-28	-24	-18
Wyoming		-4	-15	-18	-26	-19	-16

X6. MICROBIAL CONTAMINATION

X6.1 Uncontrolled microbial contamination in fuel systems can cause or contribute to a variety of problems, including increased corrosivity and decreased stability, filterability, and caloric value. Microbial processes in fuel systems can also cause or contribute to system damage.

X6.2 Because the microbes contributing to the problems listed in X6.1 are not necessarily present in the fuel itself, no microbial quality criterion for fuels is recommended. However, it is important that personnel responsible for fuel quality

understand how uncontrolled microbial contamination can affect fuel quality.

X6.3 Guide D6469 provides personnel with limited microbiological background an understanding of the symptoms, occurrences, and consequences of microbial contamination. Guide D6469 also suggests means for detecting and controlling microbial contamination in fuels and fuel systems. Good housekeeping, especially keeping fuel dry, is critical.

X7. GUIDANCE ON EVALUATION OF NEW MATERIALS FOR #1D AND #2D GRADES OF DIESEL FUELS

X7.1 The purpose of this Appendix is to give some general guidance from Subcommittee D02.E0 on evaluation of new materials for blends in or replacements for Specification D975, Grades #1-D and #2-D type fuels.

X7.2 ASTM International is an organization made up of volunteers and open to all stakeholders and interested entities including users of fuels, producers of fuels, and general interests, including members of the public, and governmental and nongovernmental organizations. Technical committees and subcommittees of ASTM International do not certify, approve, reject, or endorse specific fuels. Rather, ASTM International Committee D02 on Petroleum Products and Lubricants and its Subcommittee D02.E0 on Burner, Diesel, Non-Aviation Gas Turbine, and Marine Fuels develop fuel specifications and with other subcommittees, test methods for diesel fuels. These fuel specifications and test methods provide minimum requirements for properties of fuels covered by these documents in commerce and address the concerns of stakeholders, including that fuels perform appropriately in the specified application.

X7.3 Historically, diesel fuel has been hydrocarbon molecules refined from petroleum. As a result, Specification D975 has evolved to define performance requirements (and tests to determine if those requirements were met) for diesel (compression ignition) engine fuels composed of conventional hydrocarbon oils refined from petroleum. Because the specification evolved to describe this type of fuel, some of the properties necessary for use in a compression ignition engine which are inherent in petroleum derived oils may not be addressed in Specification D975.

X7.4 Specification D975, however, does not require that fuels be derived from petroleum. Section 7.1 reads, “The grades of diesel fuel oils herein specified shall be hydrocarbon oils, except as provided in 7.3, with the addition of chemicals to enhance performance, if required, conforming to the detailed requirements shown in Table 1.” “Hydrocarbon oils, except as provided in 7.3,” provides a path to include other fuels and blendstocks appropriate for inclusion in Specification D975. To date, this path has been used by biodiesel, which is not refined from petroleum and is not hydrocarbon oil.

X7.5 It should be noted that fuel specifications other than Specification D975 have been and are being developed for fuel for compression ignition engines. Specification D6751 sets specifications for fatty acid alkyl esters (B100) to be used as a blend stock. Specification D7467 sets specifications for diesel blends containing biodiesel in the range of 6% to 20%. Other new specifications are currently under development. Some new materials may require additional new standard specifications if they are significantly different than current diesel fuels and require different parameters to be controlled or different test methods to properly measure required parameters.

X7.6 Because the composition and properties of new fuels may vary, the particular path to a specification for a new fuel may vary. Some current alternative fuels are similar to traditional petroleum-refined diesel fuel while others are chemically and physically different. Future fuels may vary even more.

X7.7 Three areas for consideration when reviewing new fuels alignment with existing standards or developing new standards are: test methods, chemical and physical limitations of fuels in existing specifications, and chemical and physical limitations appropriate for new fuels. The test methods that have been developed for existing compression ignition engine fuels may or may not be appropriate for a new fuel. Guidance on materials used to develop a test method, and its applicability, can generally be found in a test method’s scope and precision statements. The test method may also work for other materials.

X7.8 Applicability of the test method to materials outside its scope may be established by the subcommittee responsible for the method. Also, Subcommittee D02.E0, during the specification development process, may determine that a test method is applicable for specification purposes, even if the material is not in the test method’s scope. Chemical and physical limits set in existing standards may or may not be appropriate to the new fuel or components. The new material may also require chemical or physical limits that are not appropriate to fuels in existing standards. These along with other considerations may indicate the need for separate new specifications. Although each case will require a separate evaluation, logic suggests that

the fewer chemical and physical differences there are between the new fuel and traditional petroleum-based diesel fuel, the fewer differences in test methods and chemical or physical limits will be needed.

X7.9 If the proponent of the new fuel desires to move forward via the consensus process as described by ASTM bylaws and as implemented in Committee D02, then the proponent or a task force including the fuel manufacturer or proponent will bring forward ballot revisions to Specification D975 or a new specification appropriate for use of the new fuel or blendstock. Because D02 specifications are established

based on technical data, such data should exist before the specification process moves forward. If such data does not exist, it needs to be developed.

X7.10 This guidance is not all-encompassing and cannot replace the judgment and process of a task force and subcommittee charged with evaluating a new fuel or blendstock. However it may give some guidance to proponents or fuel manufacturers who are considering participation in ASTM Committee D02 and its subcommittees to promote the inclusion of their new fuel or blendstock in ASTM standards.

SUMMARY OF CHANGES

Subcommittee D02.E0 has identified the location of selected changes to this standard since the last issue (D975 – 12a) that may impact the use of this standard. (Approved May 1, 2013.)

(1) An alternative test method for the determination of sulfur was added to Sections **2** and **5**.

Subcommittee D02.E0 has identified the location of selected changes to this standard since the last issue (D975 – 12) that may impact the use of this standard. (Approved Nov. 1, 2012.)

(1) Revised definition of hydrocarbon oil.

Subcommittee D02.E0 has identified the location of selected changes to this standard since the last issue (D975 – 11b) that may impact the use of this standard. (Approved June 1, 2012.)

(1) Added **Appendix X7**.

(2) Revised hydrocarbon oil discussion (**3.2.1**).

(3) Added Test Method **D7345** to Referenced Documents and **5.1.6**.

Subcommittee D02.E0 has identified the location of selected changes to this standard since the last issue (D975 – 11a) that may impact the use of this standard. (Approved Dec. 1, 2011.)

(1) Added Test Method **D7619** to the Referenced Documents and standard text.

(2) Added new **X3.6.6**.

Subcommittee D02.E0 has identified the location of selected changes to this standard since the last issue (D975 – 11) that may impact the use of this standard. (Approved Nov. 15, 2011.)

(1) Added definition for hydrocarbon oil (**3.2.1**).

(2) Added **Note 5**.

(3) Updated **7.1**.

(4) Added new Footnote B to **Table 1**.

ASTM International takes no position respecting the validity of any patent rights asserted in connection with any item mentioned in this standard. Users of this standard are expressly advised that determination of the validity of any such patent rights, and the risk of infringement of such rights, are entirely their own responsibility.

This standard is subject to revision at any time by the responsible technical committee and must be reviewed every five years and if not revised, either reapproved or withdrawn. Your comments are invited either for revision of this standard or for additional standards and should be addressed to ASTM International Headquarters. Your comments will receive careful consideration at a meeting of the responsible technical committee, which you may attend. If you feel that your comments have not received a fair hearing you should make your views known to the ASTM Committee on Standards, at the address shown below.

This standard is copyrighted by ASTM International, 100 Barr Harbor Drive, PO Box C700, West Conshohocken, PA 19428-2959, United States. Individual reprints (single or multiple copies) of this standard may be obtained by contacting ASTM at the above address or at 610-832-9585 (phone), 610-832-9555 (fax), or service@astm.org (e-mail); or through the ASTM website (www.astm.org). Permission rights to photocopy the standard may also be secured from the ASTM website (www.astm.org/COPYRIGHT/).