



US011538451B2

(12) **United States Patent**
Sereshki et al.

(10) **Patent No.:** **US 11,538,451 B2**
(45) **Date of Patent:** ***Dec. 27, 2022**

(54) **MULTI-CHANNEL ACOUSTIC ECHO CANCELLATION**

(56) **References Cited**

U.S. PATENT DOCUMENTS

4,741,038 A 4/1988 Elko et al.
4,941,187 A 7/1990 Slater
(Continued)

FOREIGN PATENT DOCUMENTS

AU 2017100486 A4 6/2017
AU 2017100581 A4 6/2017
(Continued)

OTHER PUBLICATIONS

US 9,299,346 B1, 03/2016, Hart et al. (withdrawn)
(Continued)

Primary Examiner — David L Ton

(71) Applicant: **Sonos, Inc.**, Santa Barbara, CA (US)

(72) Inventors: **Saeed Bagheri Sereshki**, Goleta, CA (US); **Romi Kadri**, Santa Barbara, CA (US)

(73) Assignee: **Sonos, Inc.**, Santa Barbara, CA (US)

(*) Notice: Subject to any disclaimer, the term of this patent is extended or adjusted under 35 U.S.C. 154(b) by 0 days.

This patent is subject to a terminal disclaimer.

(21) Appl. No.: **17/145,667**

(22) Filed: **Jan. 11, 2021**

(65) **Prior Publication Data**

US 2021/0210062 A1 Jul. 8, 2021

Related U.S. Application Data

(63) Continuation of application No. 16/598,125, filed on Oct. 10, 2019, now Pat. No. 10,891,932, which is a (Continued)

(51) **Int. Cl.**
G10K 11/178 (2006.01)
H04B 17/336 (2015.01)
(Continued)

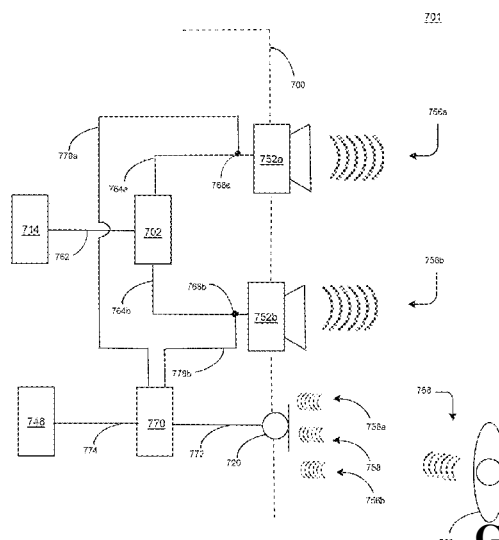
(52) **U.S. Cl.**
CPC **G10K 11/178** (2013.01); **G06F 3/165** (2013.01); **G10L 21/0208** (2013.01);
(Continued)

(58) **Field of Classification Search**
CPC G10K 11/178; G10K 2210/505; G10L 21/02082; G10L 2021/02082; H04M 9/082; H04R 27/00; H04R 2227/005
See application file for complete search history.

(57) **ABSTRACT**

A playback device is configured to receive, via a network interface, a source stream of audio including first and second channel streams of audio, and to produce, via respective first and second speaker drivers, a first channel audio output and a second channel audio output. The playback device is also configured to receive, via one or more microphones, a captured stream of audio including first and second portions corresponding to the respective first and second channel audio outputs. The playback device is also configured to combine at least the first channel stream of audio and the second channel stream of audio into a compound audio signal and perform acoustic echo cancellation on the compound audio signal and thereby produce an acoustic echo cancellation output, then to apply the acoustic echo cancellation output to the captured stream of audio and thereby increase a signal-to noise ratio of the captured stream of audio.

20 Claims, 11 Drawing Sheets



Related U.S. Application Data					
continuation of application No. 15/718,911, filed on Sep. 28, 2017, now Pat. No. 10,482,868.		8,045,952 B2	10/2011	Qureshey et al.	
		8,073,125 B2	12/2011	Zhang et al.	
		8,073,681 B2	12/2011	Baldwin et al.	
		8,085,947 B2 *	12/2011	Haulick	H04M 9/082 381/83
(51)	Int. Cl.	8,103,009 B2	1/2012	McCarty et al.	
	<i>H04R 27/00</i> (2006.01)	8,136,040 B2	3/2012	Fleming	
	<i>G06F 3/16</i> (2006.01)	8,165,867 B1	4/2012	Fish	
	<i>H04M 9/08</i> (2006.01)	8,233,632 B1 *	7/2012	MacDonald	G10L 19/008 379/406.01
	<i>G10L 21/0208</i> (2013.01)	8,234,395 B2	7/2012	Millington	
	<i>H04L 65/75</i> (2022.01)	8,239,206 B1	8/2012	LeBeau et al.	
(52)	U.S. Cl.	8,255,224 B2	8/2012	Singleton et al.	
	CPC	8,284,982 B2	10/2012	Bailey	
	<i>H04B 17/336</i> (2015.01); <i>H04L 65/75</i> (2022.05); <i>H04M 9/082</i> (2013.01); <i>H04R 27/00</i> (2013.01); <i>G10K 2210/3012</i> (2013.01); <i>G10K 2210/505</i> (2013.01); <i>G10L 2021/02082</i> (2013.01); <i>H04R 2227/005</i> (2013.01)	8,290,603 B1	10/2012	Lambourne	
		8,340,975 B1	12/2012	Rosenberger	
		8,364,481 B2	1/2013	Strope et al.	
		8,385,557 B2 *	2/2013	Tashev	H04R 3/005 379/406.01
(56)	References Cited	8,386,261 B2	2/2013	Mellott et al.	
	U.S. PATENT DOCUMENTS	8,386,523 B2	2/2013	Mody et al.	
		8,423,893 B2	4/2013	Ramsay et al.	
		8,428,758 B2	4/2013	Naik et al.	
		8,453,058 B1	5/2013	Coccaro et al.	
		8,473,618 B2	6/2013	Spear et al.	
		8,483,853 B1	7/2013	Lambourne	
		8,484,025 B1	7/2013	Moreno et al.	
		8,588,849 B2	11/2013	Patterson et al.	
		8,600,443 B2	12/2013	Kawaguchi et al.	
		8,710,970 B2	4/2014	Oelrich et al.	
		8,719,039 B1	5/2014	Sharifi	
		8,738,925 B1	5/2014	Park et al.	
		8,775,191 B1	7/2014	Sharifi et al.	
		8,831,761 B2	9/2014	Kemp et al.	
		8,831,957 B2	9/2014	Taubman et al.	
		8,848,879 B1	9/2014	Coughlan et al.	
		8,861,756 B2	10/2014	Zhu et al.	
		8,874,448 B1	10/2014	Kauffmann et al.	
		8,938,394 B1	1/2015	Faaborg et al.	
		8,942,252 B2	1/2015	Balassanian et al.	
		8,983,383 B1	3/2015	Haskin	
		8,983,844 B1	3/2015	Thomas et al.	
		9,015,049 B2	4/2015	Baldwin et al.	
		9,042,556 B2	5/2015	Kallai et al.	
		9,060,224 B1	6/2015	List	
		9,094,539 B1	7/2015	Noble	
		9,098,467 B1	8/2015	Blanksteen et al.	
		9,124,650 B2	9/2015	Maharajh et al.	
		9,124,711 B2	9/2015	Park et al.	
		9,148,742 B1	9/2015	Koulomzin et al.	
		9,190,043 B2	11/2015	Krisch et al.	
		9,208,785 B2	12/2015	Ben-David et al.	
		9,215,545 B2	12/2015	Dublin et al.	
		9,245,527 B2	1/2016	Lindahl	
		9,251,793 B2	2/2016	Lebeau et al.	
		9,253,572 B2	2/2016	Beddingfield, Sr. et al.	
		9,262,612 B2	2/2016	Cheyner	
		9,263,042 B1	2/2016	Sharifi	
		9,275,637 B1	3/2016	Salvador et al.	
		9,288,597 B2	3/2016	Carlsson et al.	
		9,300,266 B2	3/2016	Grokop	
		9,304,736 B1	4/2016	Whiteley et al.	
		9,307,321 B1	4/2016	Unruh	
		9,318,107 B1	4/2016	Sharifi	
		9,319,816 B1	4/2016	Narayanan	
		9,324,322 B1	4/2016	Torok et al.	
		9,335,819 B1	5/2016	Jaeger et al.	
		9,361,878 B2	6/2016	Boukadakis	
		9,361,885 B2	6/2016	Ganong, III et al.	
		9,368,105 B1	6/2016	Freed et al.	
		9,373,329 B2	6/2016	Strope et al.	
		9,374,634 B2	6/2016	Macours	
		9,386,154 B2	7/2016	Baciu et al.	
		9,390,708 B1	7/2016	Hoffmeister	
		9,401,058 B2	7/2016	De La Fuente et al.	
		9,412,392 B2	8/2016	Lindahl et al.	
		9,426,567 B2	8/2016	Lee et al.	
		9,431,021 B1	8/2016	Scalise et al.	
		9,443,516 B2	9/2016	Katuri et al.	

(56)

References Cited

U.S. PATENT DOCUMENTS

9,443,527 B1	9/2016	Watanabe et al.	9,820,036 B1	11/2017	Tritschler et al.
9,472,201 B1	10/2016	Sleator	9,820,039 B2	11/2017	Lang
9,472,203 B1	10/2016	Ayrapietian et al.	9,826,306 B2	11/2017	Lang
9,484,030 B1	11/2016	Meaney et al.	9,865,259 B1	1/2018	Typrin et al.
9,489,948 B1	11/2016	Chu et al.	9,865,264 B2	1/2018	Gelfenbeyn et al.
9,494,683 B1	11/2016	Sadek	9,875,740 B1	1/2018	Kumar et al.
9,509,269 B1	11/2016	Rosenberg	9,881,616 B2	1/2018	Beckley et al.
9,510,101 B1	11/2016	Polleros	9,900,723 B1	2/2018	Choisel et al.
9,514,476 B2	12/2016	Kay et al.	9,916,839 B1	3/2018	Scalise et al.
9,514,752 B2	12/2016	Sharifi	9,947,316 B2	4/2018	Millington et al.
9,516,081 B2	12/2016	Tebbs et al.	9,947,333 B1	4/2018	David
9,532,139 B1	12/2016	Lu et al.	9,972,318 B1	5/2018	Kelly et al.
9,536,541 B2	1/2017	Chen et al.	9,972,343 B1	5/2018	Thorson et al.
9,548,053 B1	1/2017	Basye et al.	9,973,849 B1	5/2018	Zhang et al.
9,548,066 B2	1/2017	Jain et al.	9,979,560 B2	5/2018	Kim et al.
9,552,816 B2	1/2017	Vanlund et al.	9,992,642 B1	6/2018	Rapp et al.
9,554,210 B1	1/2017	Ayrapietian et al.	10,013,381 B2	7/2018	Mayman et al.
9,560,441 B1	1/2017	McDonough, Jr. et al.	10,013,995 B1	7/2018	Lashkari et al.
9,576,591 B2	2/2017	Kim et al.	10,025,447 B1	7/2018	Dixit et al.
9,601,116 B2	3/2017	Casado et al.	10,026,401 B1	7/2018	Mutagi et al.
9,615,170 B2	4/2017	Kirsch et al.	10,048,930 B1	8/2018	Vega et al.
9,615,171 B1	4/2017	O'Neill et al.	10,049,675 B2	8/2018	Haughay
9,626,695 B2	4/2017	Balasubramanian et al.	10,051,366 B1	8/2018	Buoni et al.
9,632,748 B2	4/2017	Faaborg et al.	10,051,600 B1	8/2018	Zhong et al.
9,633,186 B2	4/2017	Ingrassia, Jr. et al.	10,057,698 B2	8/2018	Drinkwater et al.
9,633,368 B2	4/2017	Greenzeiger et al.	RE47,049 E	9/2018	Zhu et al.
9,633,660 B2	4/2017	Haughay et al.	10,068,573 B1	9/2018	Aykac et al.
9,633,661 B1	4/2017	Typrin et al.	10,074,369 B2	9/2018	Devaraj et al.
9,633,671 B2	4/2017	Giacobello et al.	10,074,371 B1	9/2018	Wang et al.
9,633,674 B2	4/2017	Sinha et al.	10,079,015 B1	9/2018	Lockhart et al.
9,640,179 B1	5/2017	Hart et al.	10,089,981 B1	10/2018	Elangovan et al.
9,640,183 B2	5/2017	Jung et al.	10,108,393 B2	10/2018	Millington et al.
9,641,919 B1	5/2017	Poole et al.	10,115,400 B2	10/2018	Wilberding
9,646,614 B2	5/2017	Bellegarda et al.	10,116,748 B2	10/2018	Farmer et al.
9,648,564 B1	5/2017	Cui et al.	10,127,911 B2	11/2018	Kim et al.
9,653,060 B1	5/2017	Hilmes et al.	10,134,388 B1	11/2018	Lilly
9,653,075 B1	5/2017	Chen et al.	10,134,399 B2	11/2018	Lang et al.
9,659,555 B1	5/2017	Hilmes et al.	10,136,204 B1	11/2018	Poole et al.
9,672,821 B2	6/2017	Krishnaswamy et al.	10,152,969 B2	12/2018	Reilly et al.
9,674,587 B2	6/2017	Triplett et al.	10,181,323 B2	1/2019	Beckhardt et al.
9,685,171 B1	6/2017	Yang	10,186,265 B1	1/2019	Lockhart et al.
9,691,378 B1	6/2017	Meyers et al.	10,186,266 B1	1/2019	Devaraj et al.
9,691,379 B1	6/2017	Mathias et al.	10,192,546 B1	1/2019	Piersol et al.
9,697,826 B2	7/2017	Sainath et al.	10,224,056 B1	3/2019	Torok et al.
9,697,828 B1	7/2017	Prasad et al.	10,225,651 B2	3/2019	Lang
9,698,999 B2	7/2017	Mutagi et al.	10,229,680 B1	3/2019	Gillespie et al.
9,704,478 B1	7/2017	Vitaladevuni et al.	10,241,754 B1	3/2019	Kadarundalagi Raghuram Doss et al.
9,706,320 B2	7/2017	Starobin et al.	10,248,376 B2	4/2019	Keyser-Allen et al.
9,721,566 B2	8/2017	Newendorp et al.	10,276,161 B2	4/2019	Hughes et al.
9,721,568 B1	8/2017	Polansky et al.	10,297,256 B2	5/2019	Reilly et al.
9,721,570 B1	8/2017	Beal et al.	10,318,236 B1	6/2019	Pal et al.
9,728,188 B1	8/2017	Rosen et al.	10,339,917 B2	7/2019	Aleksic et al.
9,734,822 B1	8/2017	Sundaram et al.	10,339,957 B1	7/2019	Chenier et al.
9,736,578 B2	8/2017	Iyengar et al.	10,346,122 B1	7/2019	Morgan
9,743,204 B1	8/2017	Welch et al.	10,354,650 B2	7/2019	Gruenstein et al.
9,743,207 B1	8/2017	Hartung	10,354,658 B2	7/2019	Wilberding
9,747,011 B2	8/2017	Lewis et al.	10,365,887 B1	7/2019	Mulherkar
9,747,899 B2	8/2017	Pogue et al.	10,365,889 B2	7/2019	Plagge et al.
9,747,920 B2	8/2017	Ayrapietian et al.	10,366,688 B2	7/2019	Gunn et al.
9,747,926 B2	8/2017	Sharifi et al.	10,366,699 B1	7/2019	Dharia et al.
9,749,760 B2	8/2017	Lambourne	10,374,816 B1	8/2019	Leblang et al.
9,754,605 B1	9/2017	Chhetri	10,381,001 B2	8/2019	Gunn et al.
9,756,422 B2	9/2017	Paquier et al.	10,381,002 B2	8/2019	Gunn et al.
9,762,967 B2	9/2017	Clarke et al.	10,381,003 B2	8/2019	Wakisaka et al.
9,767,786 B2	9/2017	Starobin et al.	10,388,272 B1	8/2019	Thomson et al.
9,769,420 B1	9/2017	Moses	10,433,058 B1	10/2019	Torgerson et al.
9,779,725 B2	10/2017	Sun et al.	10,445,057 B2	10/2019	Vega et al.
9,779,732 B2	10/2017	Lee et al.	10,445,365 B2	10/2019	Luke et al.
9,779,734 B2	10/2017	Lee	10,469,966 B2	11/2019	Lambourne
9,779,735 B2	10/2017	Civelli et al.	10,499,146 B2	12/2019	Lang et al.
9,805,733 B2	10/2017	Park	10,510,340 B1	12/2019	Fu et al.
9,811,314 B2	11/2017	Plagge et al.	10,511,904 B2	12/2019	Buoni et al.
9,813,810 B1	11/2017	Nongpiur	10,515,625 B1	12/2019	Metallinou et al.
9,813,812 B2	11/2017	Berthelsen et al.	10,522,146 B1	12/2019	Tushinskiy
9,818,407 B1	11/2017	Secker-Walker et al.	10,546,583 B2	1/2020	White et al.
			10,565,998 B2	2/2020	Wilberding
			10,573,312 B1	2/2020	Thomson et al.
			10,573,321 B1	2/2020	Smith et al.

(56)

References Cited

U.S. PATENT DOCUMENTS

10,580,405 B1	3/2020	Wang et al.	2005/0164664 A1	7/2005	DiFonzo et al.
10,586,540 B1	3/2020	Smith et al.	2005/0195988 A1	9/2005	Tashev et al.
10,599,287 B2	3/2020	Kumar et al.	2005/0201254 A1	9/2005	Looney et al.
10,600,406 B1	3/2020	Shapiro et al.	2005/0207584 A1	9/2005	Bright
10,602,268 B1	3/2020	Soto	2005/0235334 A1	10/2005	Togashi et al.
10,614,807 B2	4/2020	Beckhardt et al.	2005/0254662 A1	11/2005	Blank et al.
10,621,981 B2	4/2020	Sereshki	2005/0268234 A1	12/2005	Rossi et al.
10,622,009 B1	4/2020	Zhang et al.	2005/0283330 A1	12/2005	Laraia et al.
10,623,811 B1	4/2020	Cwik	2005/0283475 A1	12/2005	Beranek et al.
10,624,612 B2	4/2020	Sumi et al.	2006/0004834 A1	1/2006	Pyhalammi et al.
10,643,609 B1	5/2020	Pogue et al.	2006/0023945 A1	2/2006	King et al.
10,645,130 B2	5/2020	Corbin et al.	2006/0041431 A1	2/2006	Maes
10,672,383 B1	6/2020	Thomson et al.	2006/0093128 A1	5/2006	Oxford
10,679,625 B1	6/2020	Lockhart et al.	2006/0104451 A1	5/2006	Browning et al.
10,681,460 B2	6/2020	Woo et al.	2006/0147058 A1	7/2006	Wang
10,685,669 B1	6/2020	Lan et al.	2006/0190269 A1	8/2006	Tessel et al.
10,694,608 B2	6/2020	Baker et al.	2006/0190968 A1	8/2006	Jung et al.
10,706,843 B1	7/2020	Elangovan et al.	2006/0247913 A1	11/2006	Huerta et al.
10,712,997 B2	7/2020	Wilberding et al.	2006/0262943 A1	11/2006	Oxford
10,728,196 B2	7/2020	Wang	2007/0018844 A1	1/2007	Sutardja
10,740,065 B2	8/2020	Jarvis et al.	2007/0019815 A1	1/2007	Asada et al.
10,748,531 B2	8/2020	Kim	2007/0033043 A1	2/2007	Hyakumoto
10,762,896 B1	9/2020	Yavagal et al.	2007/0038999 A1	2/2007	Millington
10,777,189 B1	9/2020	Fu et al.	2007/0060054 A1	3/2007	Romesburg
10,777,203 B1	9/2020	Pasko	2007/0071206 A1	3/2007	Gainsboro et al.
10,797,667 B2	10/2020	Fish et al.	2007/0071255 A1	3/2007	Schobben
10,847,143 B2	11/2020	Millington et al.	2007/0076131 A1	4/2007	Li et al.
10,847,149 B1	11/2020	Mok et al.	2007/0076906 A1	4/2007	Takagi et al.
10,848,885 B2	11/2020	Lambourne	2007/0140058 A1	6/2007	McIntosh et al.
RE48,371 E	12/2020	Zhu et al.	2007/0140521 A1	6/2007	Mitobe et al.
10,867,596 B2	12/2020	Yoneda et al.	2007/0142944 A1	6/2007	Goldberg et al.
10,878,811 B2	12/2020	Smith et al.	2007/0147651 A1	6/2007	Mitobe et al.
10,878,826 B2	12/2020	Li et al.	2007/0201639 A1	8/2007	Park et al.
10,897,679 B2	1/2021	Lambourne	2007/0254604 A1	11/2007	Kim
10,911,596 B1	2/2021	Do et al.	2007/0286426 A1	12/2007	Xiang et al.
10,943,598 B2	3/2021	Singh et al.	2008/0008333 A1 *	1/2008	Nishikawa H04M 9/082
10,971,158 B1	4/2021	Patangay et al.	2008/0031466 A1 *	2/2008	Buck H04R 3/02
11,127,405 B1	9/2021	Antos et al.	2008/0037814 A1	2/2008	Shau
11,212,612 B2	12/2021	Lang et al.	2008/0090537 A1	4/2008	Sutardja
2001/0003173 A1	6/2001	Lim	2008/0090617 A1	4/2008	Sutardja
2001/0042107 A1	11/2001	Palm	2008/0144858 A1	6/2008	Khawand et al.
2002/0022453 A1	2/2002	Balog et al.	2008/0146289 A1	6/2008	Korneluk et al.
2002/0026442 A1	2/2002	Lipscomb et al.	2008/0182518 A1	7/2008	Lo
2002/0034280 A1	3/2002	Infosino	2008/0207115 A1	8/2008	Lee et al.
2002/0046023 A1	4/2002	Fujii et al.	2008/0208594 A1	8/2008	Cross et al.
2002/0072816 A1	6/2002	Shdema et al.	2008/0221897 A1	9/2008	Cerra et al.
2002/0116196 A1	8/2002	Tran	2008/0247530 A1	10/2008	Barton et al.
2002/0124097 A1	9/2002	Isely et al.	2008/0248797 A1	10/2008	Freeman et al.
2003/0015354 A1	1/2003	Edwards et al.	2008/0291896 A1	11/2008	Tuubel et al.
2003/0038848 A1	2/2003	Lee et al.	2008/0301729 A1	12/2008	Broos et al.
2003/0040908 A1	2/2003	Yang et al.	2009/0003620 A1	1/2009	McKillop et al.
2003/0070182 A1	4/2003	Pierre et al.	2009/0005893 A1	1/2009	Sugii et al.
2003/0070869 A1	4/2003	Hlibowicki	2009/0010445 A1	1/2009	Matsuo
2003/0072462 A1	4/2003	Hlibowicki	2009/0018828 A1	1/2009	Nakadai et al.
2003/0095672 A1	5/2003	Hobelsberger	2009/0043206 A1	2/2009	Towfiq et al.
2003/0130850 A1	7/2003	Badt et al.	2009/0046866 A1 *	2/2009	Feng H04M 9/082
2003/0157951 A1	8/2003	Hasty, Jr.	2009/0052688 A1	2/2009	Ishibashi et al.
2003/0235244 A1	12/2003	Pessoa et al.	2009/0076821 A1	3/2009	Brenner et al.
2004/0024478 A1	2/2004	Hans et al.	2009/0153289 A1	6/2009	Hope et al.
2004/0093219 A1	5/2004	Shin et al.	2009/0191854 A1	7/2009	Beason
2004/0105566 A1	6/2004	Matsunaga et al.	2009/0197524 A1	8/2009	Haff et al.
2004/0127241 A1	7/2004	Shostak	2009/0220107 A1	9/2009	Every et al.
2004/0128135 A1	7/2004	Anastasakos et al.	2009/0228919 A1	9/2009	Zott et al.
2004/0234088 A1	11/2004	McCarty et al.	2009/0238377 A1	9/2009	Ramakrishnan et al.
2005/0031131 A1	2/2005	Browning et al.	2009/0238386 A1	9/2009	Usher et al.
2005/0031132 A1	2/2005	Browning et al.	2009/0248397 A1	10/2009	Garcia et al.
2005/0031133 A1	2/2005	Browning et al.	2009/0249222 A1	10/2009	Schmidt et al.
2005/0031134 A1	2/2005	Leske	2009/0264072 A1	10/2009	Dai
2005/0031137 A1	2/2005	Browning et al.	2009/0323907 A1	12/2009	Gupta et al.
2005/0031138 A1	2/2005	Browning et al.	2009/0326949 A1	12/2009	Douthitt et al.
2005/0031139 A1	2/2005	Browning et al.	2010/0014690 A1	1/2010	Wolff et al.
2005/0031140 A1	2/2005	Browning	2010/0023638 A1	1/2010	Bowman
2005/0033582 A1	2/2005	Gadd et al.	2010/0035593 A1	2/2010	Franco et al.
2005/0047606 A1	3/2005	Lee et al.	2010/0041443 A1	2/2010	Yokota
2005/0077843 A1	4/2005	Benditt	2010/0070922 A1	3/2010	DeMaio et al.
			2010/0075723 A1	3/2010	Min et al.

(56)	References Cited						
U.S. PATENT DOCUMENTS							
2010/0088100	A1	4/2010	Lindahl	2013/0329896	A1	12/2013	Krishnaswamy et al.
2010/0092004	A1	4/2010	Kuze	2013/0331970	A1	12/2013	Beckhardt et al.
2010/0161335	A1	6/2010	Whynot	2013/0332165	A1	12/2013	Beckley et al.
2010/0172516	A1	7/2010	Lastrucci	2013/0339028	A1	12/2013	Rosner et al.
2010/0178873	A1	7/2010	Lee et al.	2013/0343567	A1	12/2013	Triplett et al.
2010/0179806	A1	7/2010	Zhang et al.	2014/0003611	A1	1/2014	Mohammad et al.
2010/0179874	A1	7/2010	Higgins et al.	2014/0003625	A1	1/2014	Sheen et al.
2010/0185448	A1	7/2010	Meisel	2014/0003635	A1	1/2014	Mohammad et al.
2010/0211199	A1	8/2010	Naik et al.	2014/0005813	A1	1/2014	Reimann
2010/0278351	A1*	11/2010	Fozunbal	2014/0006026	A1	1/2014	Lamb et al.
			H04M 9/082	2014/0006825	A1	1/2014	Shenhav
			381/66	2014/0019743	A1	1/2014	DeLuca
2011/0033059	A1	2/2011	Bhaskar et al.	2014/0034929	A1	2/2014	Hamada et al.
2011/0035580	A1	2/2011	Wang et al.	2014/0046464	A1	2/2014	Reimann
2011/0044461	A1	2/2011	Kuech et al.	2014/0064501	A1	3/2014	Olsen et al.
2011/0044489	A1	2/2011	Saiki et al.	2014/0073298	A1	3/2014	Rossmann
2011/0046952	A1	2/2011	Koshinaka	2014/0075306	A1	3/2014	Rega
2011/0066634	A1	3/2011	Phillips et al.	2014/0075311	A1	3/2014	Boettcher et al.
2011/0091055	A1	4/2011	Leblanc	2014/0094151	A1	4/2014	Klappert et al.
2011/0103615	A1	5/2011	Sun	2014/0100854	A1	4/2014	Chen et al.
2011/0131032	A1	6/2011	Yang, II et al.	2014/0109138	A1	4/2014	Cannistraro et al.
2011/0145581	A1	6/2011	Malhotra et al.	2014/0122075	A1	5/2014	Bak et al.
2011/0170707	A1	7/2011	Yamada et al.	2014/0136195	A1	5/2014	Abdossalami et al.
2011/0182436	A1	7/2011	Murgia et al.	2014/0145168	A1	5/2014	Ohsawa et al.
2011/0202924	A1	8/2011	Banguero et al.	2014/0146983	A1	5/2014	Kim et al.
2011/0218656	A1	9/2011	Bishop et al.	2014/0149118	A1	5/2014	Lee et al.
2011/0267985	A1	11/2011	Wilkinson et al.	2014/0163978	A1	6/2014	Basye et al.
2011/0276333	A1	11/2011	Wang et al.	2014/0164400	A1	6/2014	Kruglick
2011/0280422	A1	11/2011	Neumeyer et al.	2014/0167931	A1	6/2014	Lee et al.
2011/0285808	A1	11/2011	Feng et al.	2014/0168344	A1	6/2014	Shoemake et al.
2011/0289506	A1	11/2011	Trivi et al.	2014/0172899	A1	6/2014	Hakkani-Tur et al.
2011/0299706	A1	12/2011	Sakai	2014/0172953	A1	6/2014	Blanksteen
2012/0020486	A1	1/2012	Fried et al.	2014/0181271	A1	6/2014	Millington
2012/0022863	A1	1/2012	Cho et al.	2014/0192986	A1	7/2014	Lee et al.
2012/0022864	A1	1/2012	Leman et al.	2014/0195252	A1	7/2014	Gruber et al.
2012/0078635	A1	3/2012	Rothkopf et al.	2014/0207457	A1	7/2014	Biatov et al.
2012/0086568	A1	4/2012	Scott et al.	2014/0214429	A1	7/2014	Pantel
2012/0123268	A1	5/2012	Tanaka et al.	2014/0215332	A1	7/2014	Lee et al.
2012/0128160	A1	5/2012	Kim et al.	2014/0219472	A1	8/2014	Huang et al.
2012/0131125	A1	5/2012	Seidel et al.	2014/0222436	A1	8/2014	Binder et al.
2012/0148075	A1	6/2012	Goh et al.	2014/0229184	A1	8/2014	Shires
2012/0162540	A1	6/2012	Ouchi et al.	2014/0244013	A1	8/2014	Reilly
2012/0163603	A1	6/2012	Abe et al.	2014/0244712	A1	8/2014	Walters et al.
2012/0177215	A1	7/2012	Bose et al.	2014/0249817	A1	9/2014	Hart et al.
2012/0183149	A1	7/2012	Hiroe	2014/0252386	A1	9/2014	Ito et al.
2012/0224715	A1	9/2012	Kikkeri	2014/0254805	A1	9/2014	Su et al.
2012/0245941	A1	9/2012	Cheyser	2014/0258292	A1	9/2014	Thramann et al.
2012/0288100	A1*	11/2012	Cho	2014/0259075	A1	9/2014	Chang et al.
			G10L 21/0208	2014/0269757	A1	9/2014	Park et al.
			381/22	2014/0270282	A1	9/2014	Tammi et al.
2012/0297284	A1	11/2012	Matthews, III et al.	2014/0274185	A1	9/2014	Luna et al.
2012/0308044	A1	12/2012	Vander et al.	2014/0274203	A1	9/2014	Ganong, III et al.
2012/0308046	A1	12/2012	Muza	2014/0274218	A1	9/2014	Kadiwala et al.
2013/0006453	A1	1/2013	Wang et al.	2014/0277650	A1	9/2014	Zurek et al.
2013/0024018	A1	1/2013	Chang et al.	2014/0278372	A1	9/2014	Nakadai et al.
2013/0034241	A1	2/2013	Pandey et al.	2014/0278445	A1*	9/2014	Eddington, Jr. G10L 15/20
2013/0039527	A1	2/2013	Jensen et al.				704/275
2013/0051755	A1	2/2013	Brown et al.	2014/0278933	A1	9/2014	McMillan
2013/0058492	A1	3/2013	Silzle et al.	2014/0291642	A1	10/2014	Watabe et al.
2013/0066453	A1	3/2013	Seefeldt	2014/0303969	A1	10/2014	Inose et al.
2013/0080146	A1	3/2013	Kato et al.	2014/0310002	A1	10/2014	Nitz et al.
2013/0124211	A1	5/2013	McDonough	2014/0310614	A1	10/2014	Jones
2013/0148821	A1	6/2013	Sorensen	2014/0324203	A1	10/2014	Coburn, IV et al.
2013/0170647	A1	7/2013	Reilly et al.	2014/0330896	A1	11/2014	Addala et al.
2013/0179173	A1	7/2013	Lee et al.	2014/0334645	A1	11/2014	Yun et al.
2013/0183944	A1	7/2013	Mozer et al.	2014/0340888	A1	11/2014	Ishisone et al.
2013/0191119	A1	7/2013	Sugiyama	2014/0357248	A1	12/2014	Tonshal et al.
2013/0191122	A1	7/2013	Mason	2014/0358535	A1	12/2014	Lee et al.
2013/0198298	A1	8/2013	Li et al.	2014/0363022	A1	12/2014	Dizon et al.
2013/0211826	A1	8/2013	Mannby	2014/0363024	A1	12/2014	Apodaca
2013/0216056	A1	8/2013	Thyssen	2014/0365227	A1	12/2014	Cash et al.
2013/0262101	A1	10/2013	Srinivasan	2014/0369491	A1	12/2014	Kloberdans et al.
2013/0315420	A1	11/2013	You	2014/0372109	A1	12/2014	Iyer et al.
2013/0317635	A1	11/2013	Bates et al.	2015/0006176	A1	1/2015	Pogue et al.
2013/0322462	A1	12/2013	Poulsen	2015/0006184	A1	1/2015	Marti et al.
2013/0322665	A1	12/2013	Bennett et al.	2015/0010169	A1	1/2015	Popova et al.
2013/0324031	A1	12/2013	Loureiro	2015/0014680	A1	1/2015	Yamazaki et al.
				2015/0016642	A1	1/2015	Walsh et al.
				2015/0018992	A1	1/2015	Griffiths et al.

(56)

References Cited

U.S. PATENT DOCUMENTS

2015/0019201	A1	1/2015	Schoenbach		2016/0021458	A1	1/2016	Johnson et al.
2015/0019219	A1	1/2015	Tzirkel-Hancock et al.		2016/0026428	A1	1/2016	Morganstern et al.
2015/0030172	A1*	1/2015	Gaensler	H04R 3/02 381/71.2	2016/0029142	A1	1/2016	Isaac et al.
2015/0036831	A1	2/2015	Klippel		2016/0035321	A1	2/2016	Cho et al.
2015/0039303	A1	2/2015	Lesso et al.		2016/0035337	A1	2/2016	Aggarwal et al.
2015/0039317	A1	2/2015	Klein et al.		2016/0036962	A1	2/2016	Rand et al.
2015/0058018	A1	2/2015	Georges et al.		2016/0042748	A1	2/2016	Jain et al.
2015/0063580	A1	3/2015	Huang et al.		2016/0044151	A1	2/2016	Shoemaker et al.
2015/0066479	A1	3/2015	Pasupalak et al.		2016/0050488	A1	2/2016	Matheja et al.
2015/0086034	A1	3/2015	Lombardi et al.		2016/0055850	A1	2/2016	Nakadai et al.
2015/0088500	A1*	3/2015	Conliffe	H04R 3/005 704/235	2016/0057522	A1	2/2016	Choisel et al.
2015/0091709	A1	4/2015	Reichert et al.		2016/0070526	A1	3/2016	Sheen
2015/0092947	A1	4/2015	Gossain et al.		2016/0072804	A1	3/2016	Chien et al.
2015/0104037	A1	4/2015	Lee et al.		2016/0077710	A1	3/2016	Lewis et al.
2015/0106085	A1	4/2015	Lindahl		2016/0086609	A1	3/2016	Yue et al.
2015/0110294	A1	4/2015	Chen et al.		2016/0088036	A1	3/2016	Corbin et al.
2015/0112672	A1*	4/2015	Giacobello	H04M 9/082 704/233	2016/0088392	A1	3/2016	Huttunen et al.
2015/0124975	A1	5/2015	Pontoppidan		2016/0093304	A1	3/2016	Kim et al.
2015/0128065	A1	5/2015	Torii et al.		2016/0094718	A1	3/2016	Mani et al.
2015/0134456	A1	5/2015	Baldwin		2016/0094917	A1	3/2016	Wilk et al.
2015/0154976	A1	6/2015	Mutagi		2016/0098393	A1	4/2016	Hebert
2015/0161990	A1	6/2015	Sharifi		2016/0098992	A1	4/2016	Renard et al.
2015/0169279	A1	6/2015	Duga		2016/0103653	A1	4/2016	Jang
2015/0170645	A1	6/2015	Di et al.		2016/0104480	A1	4/2016	Sharifi
2015/0170665	A1	6/2015	Gundeti et al.		2016/0111110	A1	4/2016	Gautama et al.
2015/0172843	A1	6/2015	Quan		2016/0125876	A1	5/2016	Schroeter et al.
2015/0179181	A1	6/2015	Morris et al.		2016/0127780	A1	5/2016	Roberts et al.
2015/0180432	A1	6/2015	Gao et al.		2016/0133259	A1	5/2016	Rubin et al.
2015/0181318	A1	6/2015	Gautama et al.		2016/0134966	A1	5/2016	Fitzgerald et al.
2015/0189438	A1	7/2015	Hampiholi et al.		2016/0134982	A1	5/2016	Iyer
2015/0200454	A1	7/2015	Heusdens et al.		2016/0140957	A1	5/2016	Duta et al.
2015/0200923	A1	7/2015	Triplett		2016/0148615	A1	5/2016	Lee et al.
2015/0201271	A1	7/2015	Diethorn et al.		2016/0154089	A1	6/2016	Altman
2015/0221678	A1	8/2015	Yamazaki et al.		2016/0155442	A1	6/2016	Kannan et al.
2015/0222563	A1	8/2015	Burns et al.		2016/0155443	A1	6/2016	Khan et al.
2015/0222987	A1	8/2015	Angel, Jr. et al.		2016/0157035	A1	6/2016	Russell et al.
2015/0228274	A1	8/2015	Leppanen et al.		2016/0162469	A1	6/2016	Santos
2015/0228803	A1	8/2015	Koezuka et al.		2016/0171976	A1	6/2016	Sun et al.
2015/0237406	A1	8/2015	Ochoa		2016/0173578	A1	6/2016	Sharma et al.
2015/0243287	A1	8/2015	Nakano et al.		2016/0173983	A1	6/2016	Berthelsen et al.
2015/0245152	A1	8/2015	Ding et al.		2016/0180853	A1	6/2016	Vanlund et al.
2015/0245154	A1	8/2015	Dadu et al.		2016/0189716	A1	6/2016	Lindahl et al.
2015/0249889	A1	9/2015	Iyer et al.		2016/0192099	A1	6/2016	Oishi et al.
2015/0253292	A1	9/2015	Larkin et al.		2016/0196499	A1	7/2016	Khan et al.
2015/0253960	A1	9/2015	Lin et al.		2016/0203331	A1	7/2016	Khan et al.
2015/0254057	A1	9/2015	Klein et al.		2016/0210110	A1	7/2016	Feldman
2015/0263174	A1	9/2015	Yamazaki et al.		2016/0212538	A1	7/2016	Fullam et al.
2015/0271593	A1	9/2015	Sun et al.		2016/0216938	A1	7/2016	Millington
2015/0277846	A1	10/2015	Yen et al.		2016/0217789	A1	7/2016	Lee et al.
2015/0280676	A1	10/2015	Holman et al.		2016/0225385	A1	8/2016	Hammarqvist
2015/0296299	A1	10/2015	Klippel et al.		2016/0232451	A1	8/2016	Scherzer
2015/0302856	A1	10/2015	Kim et al.		2016/0234204	A1	8/2016	Rishi et al.
2015/0319529	A1	11/2015	Klippel		2016/0234615	A1	8/2016	Lambourne
2015/0325267	A1	11/2015	Lee et al.		2016/0239255	A1	8/2016	Chavez et al.
2015/0331663	A1	11/2015	Beckhardt et al.		2016/0240192	A1	8/2016	Raghuvir
2015/0334471	A1	11/2015	Innes et al.		2016/0241976	A1	8/2016	Pearson
2015/0338917	A1	11/2015	Steiner et al.		2016/0253050	A1	9/2016	Mishra et al.
2015/0341406	A1	11/2015	Rockefeller et al.		2016/0260431	A1	9/2016	Newendorp et al.
2015/0346845	A1	12/2015	Di et al.		2016/0283841	A1	9/2016	Sainath et al.
2015/0348548	A1	12/2015	Piernot et al.		2016/0302018	A1	10/2016	Russell et al.
2015/0348551	A1	12/2015	Gruber et al.		2016/0314782	A1	10/2016	Klimanis
2015/0355878	A1	12/2015	Corbin		2016/0316293	A1	10/2016	Klimanis
2015/0363061	A1	12/2015	De, III et al.		2016/0322045	A1	11/2016	Hatfield et al.
2015/0363401	A1	12/2015	Chen et al.		2016/0336519	A1	11/2016	Seo et al.
2015/0370531	A1	12/2015	Faaborg		2016/0343866	A1	11/2016	Koezuka et al.
2015/0371657	A1	12/2015	Gao		2016/0343949	A1	11/2016	Seo et al.
2015/0371659	A1	12/2015	Gao		2016/0343954	A1	11/2016	Seo et al.
2015/0371664	A1	12/2015	Bar-Or et al.		2016/0345114	A1	11/2016	Hanna et al.
2015/0380010	A1	12/2015	Srinivasan		2016/0352915	A1	12/2016	Gautama
2015/0382047	A1	12/2015	Van Os et al.		2016/0353217	A1	12/2016	Starobin et al.
2016/0007116	A1	1/2016	Holman		2016/0353218	A1	12/2016	Starobin et al.
2016/0018873	A1	1/2016	Fernald et al.		2016/0357503	A1	12/2016	Triplett et al.
					2016/0364206	A1	12/2016	Keyser-Allen et al.
					2016/0366515	A1	12/2016	Mendes et al.
					2016/0372113	A1	12/2016	David et al.
					2016/0372688	A1	12/2016	Seo et al.
					2016/0373269	A1	12/2016	Okubo et al.
					2016/0373909	A1	12/2016	Rasmussen et al.
					2016/0379634	A1	12/2016	Yamamoto et al.

(56)

References Cited

U.S. PATENT DOCUMENTS

2017/0003931	A1	1/2017	Dvortsov et al.	2017/0287485	A1	10/2017	Civelli et al.
2017/0012207	A1	1/2017	Seo et al.	2017/0300990	A1	10/2017	Tanaka et al.
2017/0012232	A1	1/2017	Kataishi et al.	2017/0330565	A1	11/2017	Daley et al.
2017/0019732	A1	1/2017	Mendes et al.	2017/0331869	A1	11/2017	Bendahan et al.
2017/0025124	A1	1/2017	Mixter et al.	2017/0332168	A1	11/2017	Moghim et al.
2017/0025615	A1	1/2017	Seo et al.	2017/0346872	A1	11/2017	Naik et al.
2017/0025630	A1	1/2017	Seo et al.	2017/0352357	A1	12/2017	Fink
2017/0026769	A1	1/2017	Patel	2017/0353789	A1	12/2017	Kim et al.
2017/0032244	A1	2/2017	Kurata	2017/0357475	A1	12/2017	Lee et al.
2017/0034263	A1	2/2017	Archambault et al.	2017/0357478	A1	12/2017	Piersol et al.
2017/0039025	A1	2/2017	Kielak	2017/0364371	A1	12/2017	Nandi et al.
2017/0040002	A1	2/2017	Basson et al.	2017/0366393	A1	12/2017	Shaker et al.
2017/0040018	A1	2/2017	Tormey	2017/0374454	A1	12/2017	Bernardini et al.
2017/0041724	A1	2/2017	Master et al.	2017/0374552	A1	12/2017	Xia et al.
2017/0053648	A1	2/2017	Chi	2018/0018964	A1	1/2018	Reilly et al.
2017/0053650	A1	2/2017	Ogawa	2018/0018965	A1	1/2018	Daley
2017/0060526	A1	3/2017	Barton et al.	2018/0018967	A1	1/2018	Lang et al.
2017/0062734	A1	3/2017	Suzuki et al.	2018/0020306	A1	1/2018	Sheen
2017/0070478	A1	3/2017	Park et al.	2018/0025733	A1	1/2018	Qian et al.
2017/0076212	A1	3/2017	Shams et al.	2018/0033428	A1	2/2018	Kim et al.
2017/0076720	A1	3/2017	Gopalan et al.	2018/0033438	A1	2/2018	Toma et al.
2017/0076726	A1	3/2017	Bae	2018/0040324	A1	2/2018	Wilberding
2017/0078824	A1	3/2017	Heo	2018/0047394	A1	2/2018	Tian et al.
2017/0083285	A1	3/2017	Meyers et al.	2018/0053504	A1	2/2018	Wang et al.
2017/0084277	A1	3/2017	Sharifi	2018/0054506	A1	2/2018	Hart et al.
2017/0084292	A1	3/2017	Yoo	2018/0061396	A1	3/2018	Srinivasan et al.
2017/0084295	A1	3/2017	Tsiartas et al.	2018/0061402	A1	3/2018	Devaraj et al.
2017/0090864	A1	3/2017	Jorgovanovic	2018/0061404	A1	3/2018	Devaraj et al.
2017/0092278	A1	3/2017	Evermann et al.	2018/0061419	A1	3/2018	Melendo Casado et al.
2017/0092297	A1	3/2017	Sainath et al.	2018/0061420	A1	3/2018	Patil et al.
2017/0092299	A1	3/2017	Matsuo	2018/0062871	A1	3/2018	Jones et al.
2017/0092889	A1	3/2017	Seo et al.	2018/0084367	A1	3/2018	Greff et al.
2017/0092890	A1	3/2017	Seo et al.	2018/0088900	A1	3/2018	Glaser et al.
2017/0094215	A1	3/2017	Western	2018/0091898	A1	3/2018	Yoon et al.
2017/0103748	A1	4/2017	Weissberg et al.	2018/0091913	A1	3/2018	Hartung et al.
2017/0103754	A1	4/2017	Higbie et al.	2018/0096683	A1	4/2018	James et al.
2017/0103755	A1	4/2017	Jeon et al.	2018/0096696	A1	4/2018	Mixter
2017/0110124	A1	4/2017	Boesen et al.	2018/0107446	A1	4/2018	Wilberding et al.
2017/0110144	A1	4/2017	Sharifi et al.	2018/0108351	A1	4/2018	Beckhardt et al.
2017/0117497	A1	4/2017	Seo et al.	2018/0122372	A1	5/2018	Wanderlust
2017/0123251	A1	5/2017	Nakada et al.	2018/0122378	A1	5/2018	Mixter et al.
2017/0125037	A1	5/2017	Shin	2018/0130469	A1	5/2018	Gruenstein et al.
2017/0125456	A1	5/2017	Kasahara	2018/0132217	A1	5/2018	Stirling-Gallacher
2017/0133007	A1	5/2017	Drewes	2018/0132298	A1	5/2018	Birnam et al.
2017/0133011	A1	5/2017	Chen et al.	2018/0137861	A1	5/2018	Ogawa
2017/0134872	A1	5/2017	Silva et al.	2018/0152557	A1	5/2018	White et al.
2017/0139720	A1	5/2017	Stein	2018/0158454	A1	6/2018	Campbell et al.
2017/0140449	A1	5/2017	Kannan	2018/0165055	A1	6/2018	Yu et al.
2017/0140748	A1	5/2017	Roberts et al.	2018/0167981	A1	6/2018	Jonna et al.
2017/0140759	A1	5/2017	Kumar et al.	2018/0174597	A1	6/2018	Lee et al.
2017/0151930	A1	6/2017	Boesen	2018/0182383	A1	6/2018	Kim et al.
2017/0177585	A1	6/2017	Rodger et al.	2018/0182390	A1	6/2018	Hughes et al.
2017/0178662	A1	6/2017	Ayrapietian et al.	2018/0182397	A1	6/2018	Carbun et al.
2017/0180561	A1	6/2017	Kadiwala et al.	2018/0188948	A1	7/2018	Ouyang
2017/0188150	A1	6/2017	Brunet et al.	2018/0190274	A1	7/2018	Kirazci et al.
2017/0188437	A1	6/2017	Banta	2018/0190285	A1	7/2018	Heckman et al.
2017/0193999	A1	7/2017	Aleksic et al.	2018/0197533	A1	7/2018	Lyon et al.
2017/0206896	A1	7/2017	Ko et al.	2018/0199146	A1	7/2018	Sheen
2017/0206900	A1	7/2017	Lee et al.	2018/0204569	A1	7/2018	Nadkar et al.
2017/0214996	A1	7/2017	Yeo	2018/0205963	A1	7/2018	Matei et al.
2017/0236512	A1	8/2017	Williams et al.	2018/0210698	A1	7/2018	Park et al.
2017/0236515	A1	8/2017	Pinsky et al.	2018/0211665	A1	7/2018	Park et al.
2017/0242649	A1	8/2017	Jarvis et al.	2018/0218747	A1	8/2018	Moghim et al.
2017/0242651	A1	8/2017	Lang et al.	2018/0219976	A1	8/2018	Decenzo et al.
2017/0242653	A1	8/2017	Lang et al.	2018/0225933	A1	8/2018	Park et al.
2017/0242656	A1	8/2017	Plagge et al.	2018/0228006	A1	8/2018	Baker et al.
2017/0242657	A1	8/2017	Jarvis et al.	2018/0233130	A1	8/2018	Kaskari et al.
2017/0243576	A1	8/2017	Millington et al.	2018/0233136	A1	8/2018	Torok et al.
2017/0243587	A1	8/2017	Plagge et al.	2018/0233137	A1	8/2018	Torok et al.
2017/0245076	A1	8/2017	Kusano et al.	2018/0233139	A1	8/2018	Finkelstein et al.
2017/0255612	A1	9/2017	Sarikaya et al.	2018/0233141	A1	8/2018	Solomon et al.
2017/0257686	A1	9/2017	Gautama et al.	2018/0233142	A1	8/2018	Koishida et al.
2017/0269975	A1	9/2017	Wood et al.	2018/0233150	A1	8/2018	Gruenstein et al.
2017/0270919	A1	9/2017	Parthasarathi et al.	2018/0234765	A1	8/2018	Torok et al.
2017/0278512	A1	9/2017	Pandya et al.	2018/0260680	A1	9/2018	Finkelstein et al.
				2018/0261213	A1	9/2018	Arik et al.
				2018/0262793	A1	9/2018	Lau et al.
				2018/0262831	A1	9/2018	Matheja et al.
				2018/0270565	A1	9/2018	Ganeshkumar

(56)

References Cited

U.S. PATENT DOCUMENTS

2018/0277107 A1 9/2018 Kim
 2018/0277113 A1 9/2018 Hartung et al.
 2018/0277119 A1 9/2018 Baba et al.
 2018/0277133 A1 9/2018 Deetz et al.
 2018/0286394 A1 10/2018 Li et al.
 2018/0286414 A1 10/2018 Ravindran et al.
 2018/0293221 A1 10/2018 Finkelstein et al.
 2018/0293484 A1 10/2018 Wang et al.
 2018/0308470 A1 10/2018 Park et al.
 2018/0314552 A1 11/2018 Kim et al.
 2018/0322891 A1 11/2018 Van Den Oord et al.
 2018/0324756 A1 11/2018 Ryu et al.
 2018/0335903 A1 11/2018 Coffman et al.
 2018/0336274 A1 11/2018 Choudhury et al.
 2018/0349093 A1 12/2018 McCarty et al.
 2018/0356962 A1 12/2018 Corbin
 2018/0358009 A1 12/2018 Daley et al.
 2018/0365567 A1 12/2018 Kolavennu et al.
 2018/0367944 A1 12/2018 Heo et al.
 2019/0012141 A1 1/2019 Piersol et al.
 2019/0013019 A1 1/2019 Lawrence
 2019/0014592 A1 1/2019 Hampel et al.
 2019/0019112 A1 1/2019 Gelfenbeyn et al.
 2019/0033446 A1 1/2019 Bultan et al.
 2019/0042187 A1 2/2019 Truong et al.
 2019/0043488 A1 2/2019 Booklet et al.
 2019/0043492 A1 2/2019 Lang
 2019/0051298 A1 2/2019 Lee et al.
 2019/0066672 A1 2/2019 Wood et al.
 2019/0066687 A1 2/2019 Wood et al.
 2019/0074025 A1 3/2019 Lashkari et al.
 2019/0079724 A1 3/2019 Feuz et al.
 2019/0081507 A1 3/2019 Ide
 2019/0081810 A1 3/2019 Jung
 2019/0082255 A1 3/2019 Tajiri et al.
 2019/0087455 A1 3/2019 He et al.
 2019/0088261 A1 3/2019 Lang et al.
 2019/0090056 A1 3/2019 Rexach et al.
 2019/0096408 A1 3/2019 Li et al.
 2019/0098400 A1 3/2019 Buoni et al.
 2019/0104119 A1 4/2019 Giorgi et al.
 2019/0104373 A1 4/2019 Wodrich et al.
 2019/0108839 A1 4/2019 Reilly et al.
 2019/0115011 A1 4/2019 Khellah et al.
 2019/0130906 A1 5/2019 Kobayashi et al.
 2019/0163153 A1 5/2019 Price et al.
 2019/0172452 A1 6/2019 Smith et al.
 2019/0173687 A1 6/2019 Mackay et al.
 2019/0179607 A1 6/2019 Thangarathnam et al.
 2019/0179611 A1 6/2019 Wojogbe et al.
 2019/0182072 A1 6/2019 Roe et al.
 2019/0188328 A1 6/2019 Oyen et al.
 2019/0189117 A1 6/2019 Kumar
 2019/0206391 A1 7/2019 Busch et al.
 2019/0206405 A1 7/2019 Gillespie et al.
 2019/0206412 A1 7/2019 Li et al.
 2019/0219976 A1 7/2019 Giorgi et al.
 2019/0220246 A1 7/2019 Orr et al.
 2019/0221206 A1 7/2019 Chen et al.
 2019/0237067 A1 8/2019 Friedman et al.
 2019/0239008 A1 8/2019 Lambourne
 2019/0239009 A1 8/2019 Lambourne
 2019/0243603 A1 8/2019 Keyser-Allen et al.
 2019/0243606 A1 8/2019 Jayakumar et al.
 2019/0244608 A1 8/2019 Choi et al.
 2019/0281397 A1 9/2019 Lambourne
 2019/0287546 A1 9/2019 Ganesh
 2019/0288970 A1 9/2019 Siddiq
 2019/0289367 A1 9/2019 Siddiq
 2019/0295542 A1 9/2019 Huang et al.
 2019/0295555 A1 9/2019 Wilberding
 2019/0295556 A1 9/2019 Wilberding
 2019/0295563 A1 9/2019 Kamdar et al.
 2019/0297388 A1 9/2019 Panchakshariaiah et al.
 2019/0304443 A1 10/2019 Bhagwan

2019/0311710 A1 10/2019 Eraslan et al.
 2019/0311712 A1 10/2019 Firik et al.
 2019/0311720 A1 10/2019 Pasko
 2019/0317606 A1 10/2019 Jain et al.
 2019/0342962 A1 11/2019 Chang et al.
 2019/0347063 A1 11/2019 Liu et al.
 2019/0348044 A1 11/2019 Chun et al.
 2019/0362714 A1 11/2019 Mori et al.
 2019/0364375 A1 11/2019 Soto et al.
 2019/0364422 A1 11/2019 Zhuo
 2019/0371310 A1 12/2019 Fox et al.
 2020/0007987 A1 1/2020 Woo et al.
 2020/0034492 A1 1/2020 Verbeke et al.
 2020/0051554 A1 2/2020 Kim et al.
 2020/0074990 A1 3/2020 Kim et al.
 2020/0090647 A1 3/2020 Kurtz
 2020/0092687 A1 3/2020 Devaraj et al.
 2020/0098354 A1 3/2020 Lin et al.
 2020/0098379 A1 3/2020 Tai et al.
 2020/0105245 A1 4/2020 Gupta et al.
 2020/0105256 A1 4/2020 Fainberg et al.
 2020/0105264 A1 4/2020 Jang et al.
 2020/0125162 A1 4/2020 D'Amato et al.
 2020/0135224 A1 4/2020 Bromand et al.
 2020/0152206 A1 5/2020 Shen et al.
 2020/0175989 A1 6/2020 Lockhart et al.
 2020/0184964 A1 6/2020 Myers et al.
 2020/0184980 A1 6/2020 Wilberding
 2020/0193973 A1 6/2020 Tolomei et al.
 2020/0211539 A1 7/2020 Lee
 2020/0211550 A1 7/2020 Pan et al.
 2020/0211556 A1 7/2020 Mixter et al.
 2020/0213729 A1 7/2020 Soto
 2020/0216089 A1 7/2020 Garcia et al.
 2020/0234709 A1 7/2020 Kunitake
 2020/0251107 A1 8/2020 Wang et al.
 2020/0265838 A1 8/2020 Lee et al.
 2020/0310751 A1 10/2020 Anand et al.
 2020/0336846 A1 10/2020 Rohde et al.
 2020/0366477 A1 11/2020 Brown et al.
 2020/0395006 A1 12/2020 Smith et al.
 2020/0395010 A1 12/2020 Smith et al.
 2020/0395013 A1 12/2020 Smith et al.
 2020/0409652 A1 12/2020 Wilberding et al.
 2021/0035561 A1 2/2021 D'Amato et al.
 2021/0035572 A1 2/2021 D'Amato et al.
 2021/0067867 A1 3/2021 Kagoshima
 2021/0118429 A1 4/2021 Shan
 2021/0166680 A1 6/2021 Jung et al.
 2021/0183366 A1 6/2021 Reinspach et al.
 2021/0280185 A1 9/2021 Tan et al.

FOREIGN PATENT DOCUMENTS

CN 1323435 A 11/2001
 CN 101310558 A 11/2008
 CN 101480039 A 7/2009
 CN 101661753 A 3/2010
 CN 101686282 A 3/2010
 CN 101907983 A 12/2010
 CN 102123188 A 7/2011
 CN 102256098 A 11/2011
 CN 102567468 A 7/2012
 CN 103052001 A 4/2013
 CN 103181192 A 6/2013
 CN 103210663 A 7/2013
 CN 103546616 A 1/2014
 CN 103811007 A 5/2014
 CN 104010251 A 8/2014
 CN 104035743 A 9/2014
 CN 104053088 A 9/2014
 CN 104092936 A 10/2014
 CN 104104769 A 10/2014
 CN 104115224 A 10/2014
 CN 104282305 A 1/2015
 CN 104520927 A 4/2015
 CN 104538030 A 4/2015
 CN 104575504 A 4/2015
 CN 104635539 A 5/2015

(56)

References Cited

FOREIGN PATENT DOCUMENTS

CN 104865550 A 8/2015
 CN 105187907 A 12/2015
 CN 105204357 A 12/2015
 CN 105206281 A 12/2015
 CN 105284076 A 1/2016
 CN 105493442 A 4/2016
 CN 105679318 A 6/2016
 CN 106028223 A 10/2016
 CN 106375902 A 2/2017
 CN 106531165 A 3/2017
 CN 106708403 A 5/2017
 CN 107004410 A 8/2017
 CN 107919123 A 4/2018
 CN 108028047 A 5/2018
 CN 108028048 A 5/2018
 CN 109712626 A 5/2019
 EP 1349146 A1 10/2003
 EP 1389853 A1 2/2004
 EP 2051542 A1 4/2009
 EP 2166737 A1 3/2010
 EP 2683147 A1 1/2014
 EP 2986034 A1 2/2016
 EP 3128767 A2 2/2017
 EP 3133595 A1 2/2017
 EP 2351021 B1 9/2017
 EP 3270377 A1 1/2018
 EP 3285502 A1 2/2018
 JP S63301998 A 12/1988
 JP H0883091 A 3/1996
 JP 2001236093 A 8/2001
 JP 2003223188 A 8/2003
 JP 2004347943 A 12/2004
 JP 2004354721 A 12/2004
 JP 2005242134 A 9/2005
 JP 2005250867 A 9/2005
 JP 2005284492 A 10/2005
 JP 2006092482 A 4/2006
 JP 2007013400 A 1/2007
 JP 2007142595 A 6/2007
 JP 2008079256 A 4/2008
 JP 2008158868 A 7/2008
 JP 2010141748 A 6/2010
 JP 2013037148 A 2/2013
 JP 2014071138 A 4/2014
 JP 2014137590 A 7/2014
 JP 2015161551 A 9/2015
 JP 2015527768 A 9/2015
 JP 2016095383 A 5/2016
 JP 2017072857 A 4/2017
 JP 2017129860 A 7/2017
 JP 2017227912 A 12/2017
 JP 2018055259 A 4/2018
 KR 20100036351 A 4/2010
 KR 100966415 B1 6/2010
 KR 20100111071 A 10/2010
 KR 20130050987 A 5/2013
 KR 20140005410 A 1/2014
 KR 20140035310 A 3/2014
 KR 20140054643 A 5/2014
 KR 20140111859 A 9/2014
 KR 20140112900 A 9/2014
 WO 200153994 7/2001
 WO 33054854 A2 7/2003
 WO 2003093950 A2 11/2003
 WO 2008048599 A1 4/2008
 WO 2012166386 A2 12/2012
 WO 2013184792 A1 12/2013
 WO 2014064531 A1 5/2014
 WO 2014159581 A1 10/2014
 WO 2015017303 A1 2/2015
 WO 2015037396 A1 3/2015
 WO 2015105788 A1 7/2015
 WO 2015131024 A1 9/2015
 WO 2015178950 A1 11/2015
 WO 2016014142 A1 1/2016

WO 2016014686 A1 1/2016
 WO 2016022926 A1 2/2016
 WO 2016033364 A1 3/2016
 WO 2016057268 A1 4/2016
 WO 2016085775 A2 6/2016
 WO 2016136062 A1 9/2016
 WO 2016165067 A1 10/2016
 WO 2016171956 A1 10/2016
 WO 2016200593 A1 12/2016
 WO 2017039632 A1 3/2017
 WO 2017058654 A1 4/2017
 WO 2017138934 A1 8/2017
 WO 2017147075 A1 8/2017
 WO 2017147936 A1 9/2017
 WO 2018027142 A1 2/2018
 WO 2018067404 A1 4/2018
 WO 2019005//2 A1 1/2019

OTHER PUBLICATIONS

First Action Interview Office Action dated Aug. 14, 2019, issued in connection with U.S. Appl. No. 16/227,308, filed Dec. 20, 2018, 4 pages.

First Action Interview Office Action dated Jun. 15, 2020, issued in connection with U.S. Appl. No. 16/213,570, filed Dec. 7, 2018, 4 pages.

First Action Interview Office Action dated Jun. 2, 2020, issued in connection with U.S. Appl. No. 16/109,375, filed Aug. 22, 2018, 10 pages.

First Action Interview Office Action dated Jan. 22, 2020, issued in connection with U.S. Appl. No. 15/989,715, filed May 25, 2018, 3 pages.

First Action Interview Office Action dated Jul. 5, 2019, issued in connection with U.S. Appl. No. 16/227,308, filed Dec. 20, 2018, 4 pages.

Freiberger, Kari, "Development and Evaluation of Source Localization Algorithms for Coincident Microphone Arrays," Diploma Thesis, Apr. 1, 2010, 106 pages.

Giacobello et al. "A Sparse Nonuniformly Partitioned Multidelay Filter for Acoustic Echo Cancellation," 2013, IEEE Workshop on Applications of Signal Processing to Audio and Acoustics, Oct. 2013, New Paltz, NY, 4 pages.

Giacobello et al. "Tuning Methodology for Speech Enhancement Algorithms using a Simulated Conversational Database and Perceptual Objective Measures," 2014, 4th Joint Workshop on Hands-free Speech Communication and Microphone Arrays HSCMA, 2014, 5 pages.

Han et al. "Deep Compression: Compressing Deep Neural Networks with Pruning, Trained Quantization and Huffman Coding," ICLR 2016, Feb. 15, 2016, 14 pages.

Hans Speidel: "Chatbot Training: How to use training data to provide fully automated customer support", Jun. 29, 2017, pp. 1-3, XP055473185, Retrieved from the Internet: URL:<https://www.crowdguru.de/wp-content/uploads/Case-Study-Chatbot-training-How-to-use-training-data-to-provide-fully-automated-customer-support.pdf> [retrieved on May 7, 2018].

Helwani et al. "Source-domain adaptive filtering for MIMO systems with application to acoustic echo cancellation", Acoustics Speech and Signal Processing, 2010 IEEE International Conference, Mar. 14, 2010, 4 pages.

Hirano et al. "A Noise-Robust Stochastic Gradient Algorithm with an Adaptive Step-Size Suitable for Mobile Hands-Free Telephones," 1995, International Conference on Acoustics, Speech, and Signal Processing, vol. 2, 4 pages.

Indian Patent Office, Examination Report dated May 24, 2021, issued in connection with Indian Patent Application No. 201847035595, 6 pages.

Indian Patent Office, Examination Report dated Feb. 25, 2021, issued in connection with Indian Patent Application No. 201847035625, 6 pages.

International Bureau, International Preliminary Report on Patentability and Written Opinion, dated Apr. 1, 2021, issued in connection with International Application No. PCT/US2019/052129, filed on Sep. 20, 2019, 13 pages.

(56)

References Cited**OTHER PUBLICATIONS**

International Bureau, International Preliminary Report on Patentability and Written Opinion, dated Jul. 1, 2021, issued in connection with International Application No. PCT/US2019/067576, filed on Dec. 19, 2019, 8 pages.

International Bureau, International Preliminary Report on Patentability and Written Opinion, dated Dec. 10, 2020, issued in connection with International Application No. PCT/US2019/033945, filed on May 25, 2018, 7 pages.

International Bureau, International Preliminary Report on Patentability and Written Opinion, dated Apr. 15, 2021, issued in connection with International Application No. PCT/US2019/054332, filed on Oct. 2, 2019, 9 pages.

International Bureau, International Preliminary Report on Patentability and Written Opinion, dated Jan. 15, 2019, issued in connection with International Application No. PCT/US2017/042170, filed on Jul. 14, 2017, 7 pages.

International Bureau, International Preliminary Report on Patentability and Written Opinion, dated Jan. 15, 2019, issued in connection with International Application No. PCT/US2017/042227, filed on Jul. 14, 2017, 7 pages.

International Bureau, International Preliminary Report on Patentability and Written Opinion, dated Mar. 25, 2021, issued in connection with International Application No. PCT/US2019/050852, filed on Sep. 12, 2019, 8 pages.

International Bureau, International Preliminary Report on Patentability and Written Opinion, dated Aug. 27, 2019, issued in connection with International Application No. PCT/US2018/019010, filed on Feb. 21, 2018, 9 pages.

International Bureau, International Preliminary Report on Patentability and Written Opinion, dated Jan. 7, 2021, issued in connection with International Application No. PCT/US2019/039828, filed on Jun. 28, 2019, 11 pages.

International Bureau, International Preliminary Report on Patentability and Written Opinion, dated Apr. 8, 2021, issued in connection with International Application No. PCT/US2019/052654, filed on Sep. 24, 2019, 7 pages.

International Bureau, International Preliminary Report on Patentability and Written Opinion, dated Apr. 8, 2021, issued in connection with International Application No. PCT/US2019/052841, filed on Sep. 25, 2019, 8 pages.

International Bureau, International Preliminary Report on Patentability and Written Opinion, dated Apr. 8, 2021, issued in connection with International Application No. PCT/US2019/053253, filed on Sep. 26, 2019, 10 pages.

International Bureau, International Preliminary Report on Patentability, dated Apr. 11, 2019, issued in connection with International Application No. PCT/US2017/0054063, filed on Sep. 28, 2017, 9 pages.

International Bureau, International Preliminary Report on Patentability, dated Jun. 17, 2021, issued in connection with International Application No. PCT/US2019/064907, filed on Dec. 6, 2019, 8 pages.

International Bureau, International Preliminary Report on Patentability, dated Mar. 2, 2021, issued in connection with International Application No. PCT/US2019/048558, filed on Aug. 28, 2019, 8 pages.

International Bureau, International Preliminary Report on Patentability, dated Feb. 20, 2020, issued in connection with International Application No. PCT/US2018/045397, filed on Aug. 6, 2018, 8 pages.

International Bureau, International Preliminary Report on Patentability, dated Apr. 23, 2019, issued in connection with International Application No. PCT/US2017/057220, filed on Oct. 18, 2017, 7 pages.

International Bureau, International Preliminary Report on Patentability, dated Mar. 31, 2020, issued in connection with International Application No. PCT/US2018053123, filed on Sep. 27, 2018, 12 pages.

International Bureau, International Preliminary Report on Patentability, dated Mar. 31, 2020, issued in connection with International Application No. PCT/US2018053472, filed on Sep. 28, 2018, 8 pages.

International Bureau, International Preliminary Report on Patentability, dated Mar. 31, 2020, issued in connection with International Application No. PCT/US2018053517, filed on Sep. 28, 2018, 10 pages.

International Bureau, International Preliminary Report on Patentability, dated Sep. 7, 2018, issued in connection with International Application No. PCT/US2017/018728, filed on Feb. 21, 2017, 8 pages.

International Bureau, International Preliminary Report on Patentability, dated Sep. 7, 2018, issued in connection with International Application No. PCT/US2017/018739, filed on Feb. 21, 2017, 7 pages.

International Bureau, International Search Report and Written Opinion dated Nov. 10, 2020, issued in connection with International Application No. PCT/US2020/044250, filed on Jul. 30, 2020, 15 pages.

International Bureau, International Search Report and Written Opinion dated Dec. 11, 2019, issued in connection with International Application No. PCT/US2019/052129, filed on Sep. 20, 2019, 18 pages.

International Bureau, International Search Report and Written Opinion dated Nov. 13, 2018, issued in connection with International Application No. PCT/US2018/045397, filed on Aug. 6, 2018, 11 pages.

International Bureau, International Search Report and Written Opinion dated Jan. 14, 2019, issued in connection with International Application No. PCT/US2018053472, filed on Sep. 28, 2018, 10 pages.

International Bureau, International Search Report and Written Opinion dated Jul. 14, 2020, issued in connection with International Application No. PCT/US2020/017150, filed on Feb. 7, 2020, 24 pages.

International Bureau, International Search Report and Written Opinion dated Jul. 14, 2020, issued in connection with International Application No. PCT/US2020/017150, filed on Feb. 7, 2020, 27 pages.

International Bureau, International Search Report and Written Opinion dated Jul. 17, 2019, issued in connection with International Application No. PCT/US2019/032934, filed on May 17, 2019, 17 pages.

International Bureau, International Search Report and Written Opinion dated Nov. 18, 2019, issued in connection with International Application No. PCT/US2019/048558, filed on Aug. 28, 2019, 11 pages.

International Bureau, International Search Report and Written Opinion dated Nov. 18, 2019, issued in connection with International Application No. PCT/US2019052841, filed on Sep. 25, 2019, 12 pages.

International Bureau, International Search Report and Written Opinion dated Mar. 2, 2020, issued in connection with International Application No. PCT/US2019064907, filed on Dec. 6, 2019, 11 pages.

International Bureau, International Search Report and Written Opinion dated Mar. 2, 2020, issued in connection with International Application No. PCT/US2019/064907, filed on Dec. 6, 2019, 9 pages.

International Bureau, International Search Report and Written Opinion dated Dec. 20, 2019, issued in connection with International Application No. PCT/US2019052654, filed on Sep. 24, 2019, 11 pages.

International Bureau, International Search Report and Written Opinion dated Sep. 21, 2020, issued in connection with International Application No. PCT/US2020/037229, filed on Jun. 11, 2020, 17 pages.

International Bureau, International Search Report and Written Opinion dated Oct. 22, 2020, issued in connection with International Application No. PCT/US2020/044282, filed on Jul. 30, 2020, 15 pages.

(56)

References Cited**OTHER PUBLICATIONS**

International Bureau, International Search Report and Written Opinion dated Apr. 23, 2021, issued in connection with International Application No. PCT/US2021/070007, filed on Jan. 6, 2021, 11 pages.

International Bureau, International Search Report and Written Opinion dated Jul. 24, 2018, issued in connection with International Application No. PCT/US2018/019010, filed on Feb. 21, 2018, 12 pages.

International Bureau, International Search Report and Written Opinion, dated Feb. 27, 2019, issued in connection with International Application No. PCT/US2018/053123, filed on Sep. 27, 2018, 16 pages.

International Bureau, International Search Report and Written Opinion dated Sep. 27, 2019, issued in connection with International Application No. PCT/US2019/039828, filed on Jun. 28, 2019, 13 pages.

International Bureau, International Search Report and Written Opinion dated Nov. 29, 2019, issued in connection with International Application No. PCT/US2019/053253, filed on Sep. 29, 2019, 14 pages.

International Bureau, International Search Report and Written Opinion dated Sep. 4, 2019, issued in connection with International Application No. PCT/US2019/033945, filed on May 24, 2019, 8 pages.

International Bureau, International Search Report and Written Opinion dated Aug. 6, 2020, issued in connection with International Application No. PCT/FR2019/000081, filed on May 24, 2019, 12 pages.

International Bureau, International Search Report and Written Opinion dated Dec. 6, 2019, issued in connection with International Application No. PCT/US2019050852, filed on Sep. 12, 2019, 10 pages.

International Bureau, International Search Report and Written Opinion dated Apr. 8, 2020, issued in connection with International Application No. PCT/US2019/067576, filed on Dec. 19, 2019, 12 pages.

International Searching Authority, International Search Report and Written Opinion dated Dec. 19, 2018, in connection with International Application No. PCT/US2018/053517, 13 pages.

International Searching Authority, International Search Report and Written Opinion dated Nov. 22, 2017, issued in connection with International Application No. PCT/US2017/054063, filed on Sep. 28, 2017, 11 pages.

International Searching Authority, International Search Report and Written Opinion dated Jan. 23, 2018, issued in connection with International Application No. PCT/US2017/57220, filed on Oct. 18, 2017, 8 pages.

International Searching Authority, International Search Report and Written Opinion dated May 23, 2017, issued in connection with International Application No. PCT/US2017/018739, filed on Feb. 21, 2017, 10 pages.

International Searching Authority, International Search Report and Written Opinion dated Oct. 23, 2017, issued in connection with International Application No. PCT/US2017/042170, filed on Jul. 14, 2017, 15 pages.

International Searching Authority, International Search Report and Written Opinion dated Oct. 24, 2017, issued in connection with International Application No. PCT/US2017/042227, filed on Jul. 14, 2017, 16 pages.

International Searching Authority, International Search Report and Written Opinion dated May 30, 2017, issued in connection with International Application No. PCT/US2017/018728, filed on Feb. 21, 2017, 11 pages.

Japanese Patent Office, Decision of Refusal and Translation dated Jun. 8, 2021, issued in connection with Japanese Patent Application No. 2019-073348, 5 pages.

Japanese Patent Office, English Translation of Office Action dated Nov. 17, 2020, issued in connection with Japanese Application No. 2019-145039, 5 pages.

Japanese Patent Office, English Translation of Office Action dated Aug. 27, 2020, issued in connection with Japanese Application No. 2019-073349, 6 pages.

Japanese Patent Office, English Translation of Office Action dated Jul. 30, 2020, issued in connection with Japanese Application No. 2019-517281, 26 pages.

Japanese Patent Office, Non-Final Office Action and Translation dated Nov. 5, 2019, issued in connection with Japanese Patent Application No. 2019-517281, 6 pages.

Japanese Patent Office, Notice of Reasons for Refusal and Translation dated Jun. 22, 2021, issued in connection with Japanese Patent Application No. 2020-517935, 4 pages.

Japanese Patent Office, Office Action and Translation dated Mar. 16, 2021, issued in connection with Japanese Patent Application No. 2020-506725, 7 pages.

Japanese Patent Office, Office Action and Translation dated Nov. 17, 2020, issued in connection with Japanese Patent Application No. 2019-145039, 7 pages.

Japanese Patent Office, Office Action and Translation dated Apr. 20, 2021, issued in connection with Japanese Patent Application No. 2020-513852, 9 pages.

Japanese Patent Office, Office Action and Translation dated Feb. 24, 2021, issued in connection with Japanese Patent Application No. 2019-517281, 4 pages.

Japanese Patent Office, Office Action and Translation dated Apr. 27, 2021, issued in connection with Japanese Patent Application No. 2020-518400, 10 pages.

Japanese Patent Office, Office Action and Translation dated Aug. 27, 2020, issued in connection with Japanese Patent Application No. 2019-073349, 6 pages.

Japanese Patent Office, Office Action and Translation dated Jul. 30, 2020, issued in connection with Japanese Patent Application No. 2019-517281, 6 pages.

Japanese Patent Office, Office Action and Translation dated Jul. 6, 2020, issued in connection with Japanese Patent Application No. 2019-073348, 10 pages.

Japanese Patent Office, Office Action and Translation dated Jul. 6, 2021, issued in connection with Japanese Patent Application No. 2019-073349, 6 pages.

Japanese Patent Office, Office Action and Translation dated Oct. 8, 2019, issued in connection with Japanese Patent Application No. 2019-521032, 5 pages.

Japanese Patent Office, Office Action Translation dated Nov. 5, 2019, issued in connection with Japanese Patent Application No. 2019-517281, 2 pages.

Japanese Patent Office, Office Action Translation dated Oct. 8, 2019, issued in connection with Japanese Patent Application No. 2019-521032, 8 pages.

Jo et al., "Synchronized One-to-many Media Streaming with Adaptive Playout Control," Proceedings of SPIE, 2002, pp. 71-82, vol. 4861.

Johnson, "Implementing Neural Networks into Modem Technology," IJCNN'99. International Joint Conference on Neural Networks. Proceedings [Cat. No. 99CH36339], Washington, DC, USA, 1999, pp. 1028-1032, vol. 2, doi: 10.1109/IJCNN.1999.831096. [retrieved on Jun. 22, 2020].

Jones, Stephen, "Dell Digital Audio Receiver: Digital upgrade for your analog stereo," Analog Stereo, Jun. 24, 2000 <http://www.reviewsonline.com/articles/961906864.htm> retrieved Jun. 18, 2014, 2 pages.

Jose Alvarez and Mathieu Salzmann "Compression-aware Training of Deep Networks" 31st Conference on Neural Information Processing Systems, Nov. 13, 2017, 12pages.

Joseph Szurley et al, "Efficient computation of microphone utility in a wireless acoustic sensor network with multi-channel Wiener filter based noise reduction", 2012 IEEE International Conference on Acoustics, Speech and Signal Processing, Kyoto, Japan, Mar. 25-30, 2012, pp. 2657-2660, XP032227701, DOI: 10.1109/ICASSP.2012.6288463 ISBN: 978-1-4673-0045-2.

Ketabdar et al. Detection of Out-of-Vocabulary Words in Posterior Based ASR. Proceedings of Interspeech 2007, Aug. 27, 2007, 4 pages.

(56)

References Cited**OTHER PUBLICATIONS**

Korean Patent Office, Korean Examination Report and Translation dated Apr. 26, 2021, issued in connection with Korean Application No. 10-2021-7008937, 15 pages.

Korean Patent Office, Korean Office Action and Translation dated Aug. 16, 2019, issued in connection with Korean Application No. 10-2018-7027452, 14 pages.

Korean Patent Office, Korean Office Action and Translation dated Apr. 2, 2020, issued in connection with Korean Application No. 10-2020-7008486, 12 pages.

Korean Patent Office, Korean Office Action and Translation dated Mar. 25, 2020, issued in connection with Korean Application No. 10-2019-7012192, 14 pages.

Korean Patent Office, Korean Office Action and Translation dated Aug. 26, 2020, issued in connection with Korean Application No. 10-2019-7027640, 16 pages.

Korean Patent Office, Korean Office Action and Translation dated Mar. 30, 2020, issued in connection with Korean Application No. 10-2020-7004425, 5 pages.

Korean Patent Office, Korean Office Action and Translation dated Jan. 4, 2021, issued in connection with Korean Application No. 10-2020-7034425, 14 pages.

Korean Patent Office, Korean Office Action and Translation dated Sep. 9, 2019, issued in connection with Korean Application No. 10-2018-7027451, 21 pages.

Korean Patent Office, Korean Office Action dated May 8, 2019, issued in connection with Korean Application No. 10-2018-7027451, 7 pages.

Advisory Action dated Jun. 10, 2020, issued in connection with U.S. Appl. No. 15/936,177, filed Mar. 26, 2018, 4 pages.

Advisory Action dated Aug. 13, 2021, issued in connection with U.S. Appl. No. 16/271,550, filed Feb. 8, 2019, 4 pages.

Advisory Action dated Apr. 23, 2021, issued in connection with U.S. Appl. No. 16/219,702, filed Dec. 13, 2018, 3 pages.

Advisory Action dated Apr. 24, 2020, issued in connection with U.S. Appl. No. 15/948,541, filed Apr. 9, 2018, 4 pages.

Advisory Action dated Jun. 28, 2018, issued in connection with U.S. Appl. No. 15/438,744, filed Feb. 21, 2017, 3 pages.

Advisory Action dated Dec. 31, 2018, issued in connection with U.S. Appl. No. 15/804,776, filed Nov. 6, 2017, 4 pages.

Advisory Action dated Jun. 9, 2020, issued in connection with U.S. Appl. No. 16/145,275, filed Sep. 28, 2018, 3 pages.

Andra et al. Contextual Keyword Spotting in Lecture Video With Deep Convolutional Neural Network. 2017 International Conference on Advanced Computer Science and Information Systems, IEEE, Oct. 28, 2017, 6 pages.

Anonymous., S Voice or Google Now—The Lowdown. Apr. 28, 2015, 9 pages, [online], [retrieved on Nov. 29, 2017], Retrieved from the Internet (URL: <http://web.archive.org/web/20160807040123/http://lowdown.carphonewarehouse.com/news/s-voice-or-google-now/29958/>).

Anonymous: “What are the function of 4 Microphones on iPhone 6S/6S+?”, ETrade Supply, Dec. 24, 2015, XP055646381, Retrieved from the Internet: URL: <https://www.etradesupply.com/blog/4-microphones-iphone-6s6s-for/> [retrieved on Nov. 26, 2019].

AudioTron Quick Start Guide, Version 1.0, Mar. 2001, 24 pages.

AudioTron Reference Manual, Version 3.0, May 2002, 70 pages.

AudioTron Setup Guide, Version 3.0, May 2002, 38 pages.

Australian Patent Office, Australian Examination Report Action dated Apr. 14, 2020, issued in connection with Australian Application No. 2019202257, 3 pages.

Australian Patent Office, Australian Examination Report Action dated Oct. 3, 2019, issued in connection with Australian Application No. 2018230932, 3 pages.

Australian Patent Office, Australian Examination Report Action dated Apr. 7, 2021, issued in connection with Australian Application No. 2019333058, 2 pages.

Australian Patent Office, Australian Examination Report Action dated Aug. 7, 2020, issued in connection with Australian Application No. 2019236722, 4 pages.

Australian Patent Office, Examination Report dated Jun. 28, 2021, issued in connection with Australian Patent Application No. 2019395022, 2 pages.

Australian Patent Office, Examination Report dated Oct. 30, 2018, issued in connection with Australian Application No. 2017222436, 3 pages.

“Automatic Parameter Tying in Neural Networks” ICLR 2018, 14 pages.

Bertrand et al. “Adaptive Distributed Noise Reduction for Speech Enhancement in Wireless Acoustic Sensor Networks” Jan. 2010, 4 pages.

Bluetooth. “Specification of the Bluetooth System: The ad hoc Scatternet for affordable and highly functional wireless connectivity,” Core, Version 1.0 A, Jul. 26, 1999, 1068 pages.

Bluetooth. “Specification of the Bluetooth System: Wireless connections made easy,” Core, Version 1.0 B, Dec. 1, 1999, 1076 pages.

Canadian Patent Office, Canadian Examination Report dated Mar. 9, 2021, issued in connection with Canadian Application No. 3067776, 5 pages.

Canadian Patent Office, Canadian Office Action dated Nov. 14, 2018, issued in connection with Canadian Application No. 3015491, 3 pages.

Chinese Patent Office, Chinese Office Action and Translation dated Jul. 2, 2021, issued in connection with Chinese Application No. 201880077216.4, 22 pages.

Chinese Patent Office, Chinese Office Action and Translation dated Mar. 30, 2021, issued in connection with Chinese Application No. 202010302650.7, 15 pages.

Chinese Patent Office, First Office Action and Translation dated Mar. 20, 2019, issued in connection with Chinese Application No. 201780025028.2, 18 pages.

Chinese Patent Office, First Office Action and Translation dated Mar. 27, 2019, issued in connection with Chinese Application No. 201780025029.7, 9 pages.

Chinese Patent Office, First Office Action and Translation dated May 27, 2021, issued in connection with Chinese Application No. 201880026360.5, 15 pages.

Chinese Patent Office, First Office Action and Translation dated Dec. 28, 2020, issued in connection with Chinese Application No. 201880072203.8, 11 pages.

Chinese Patent Office, First Office Action and Translation dated Nov. 5, 2019, issued in connection with Chinese Application No. 201780072651.3, 19 pages.

Chinese Patent Office, First Office Action dated Feb. 28, 2020, issued in connection with Chinese Application No. 201780061543.6, 29 pages.

Chinese Patent Office, Second Office Action and Translation dated May 11, 2020, issued in connection with Chinese Application No. 201780061543.6, 17 pages.

Chinese Patent Office, Second Office Action and Translation dated Jul. 18, 2019, issued in connection with Chinese Application No. 201780025029.7, 14 pages.

Chinese Patent Office, Second Office Action and Translation dated Sep. 23, 2019, issued in connection with Chinese Application No. 201780025028.2, 15 pages.

Chinese Patent Office, Second Office Action and Translation dated Mar. 31, 2020, issued in connection with Chinese Application No. 201780072651.3, 17 pages.

Chinese Patent Office, Third Office Action and Translation dated Sep. 16, 2019, issued in connection with Chinese Application No. 201780025029.7, 14 pages.

Chinese Patent Office, Third Office Action and Translation dated Aug. 5, 2020, issued in connection with Chinese Application No. 201780072651.3, 10 pages.

Chinese Patent Office, Translation of Office Action dated Jul. 18, 2019, issued in connection with Chinese Application No. 201780025029.7, 8 pages.

Cipriani., The complete list of OK, Google commands—CNET. Jul. 1, 2016, 5 pages, [online], [retrieved on Jan. 15, 2020]. Retrieved from the Internet: (URL: <https://web.archive.org/web/20160803230926/https://www.cnet.com/how-to/complete-list-of-ok-google-commands/>).

(56)

References Cited**OTHER PUBLICATIONS**

Corrected Notice of Allowability dated Mar. 8, 2017, issued in connection with U.S. Appl. No. 15/229,855, filed Aug. 5, 2016, 6 pages.

Dell, Inc. "Dell Digital Audio Receiver: Reference Guide," Jun. 2000, 70 pages.

Dell, Inc. "Start Here," Jun. 2000, 2 pages.

"Denon 2003-2004 Product Catalog," Denon, 2003-2004, 44 pages.

European Patent Office, European EPC Article 94.3 dated Feb. 23, 2021, issued in connection with European Application No. 17200837.7, 8 pages.

European Patent Office, European EPC Article 94.3 dated Feb. 26, 2021, issued in connection with European Application No. 18789515.6, 8 pages.

European Patent Office, European Extended Search Report dated Nov. 25, 2020, issued in connection with European Application No. 20185599.6, 9 pages.

European Patent Office, European Extended Search Report dated Feb. 3, 2020, issued in connection with European Application No. 19197116.7, 9 pages.

European Patent Office, European Extended Search Report dated Jan. 3, 2019, issued in connection with European Application No. 177570702, 8 pages.

European Patent Office, European Extended Search Report dated Jan. 3, 2019, issued in connection with European Application No. 17757075.1, 9 pages.

European Patent Office, European Extended Search Report dated Oct. 30, 2017, issued in connection with EP Application No. 17174435.2, 11 pages.

European Patent Office, European Extended Search Report dated Aug. 6, 2020, issued in connection with European Application No. 20166332.5, 10 pages.

European Patent Office, European Office Action dated Jul. 1, 2020, issued in connection with European Application No. 17757075.1, 7 pages.

European Patent Office, European Office Action dated Jan. 14, 2020, issued in connection with European Application No. 17757070.2, 7 pages.

European Patent Office, European Office Action dated Jan. 21, 2021, issued in connection with European Application No. 17792272.1, 7 pages.

European Patent Office, European Office Action dated Jan. 22, 2019, issued in connection with European Application No. 17174435.2, 9 pages.

European Patent Office, European Office Action dated Sep. 23, 2020, issued in connection with European Application No. 18788976.1, 7 pages.

European Patent Office, European Office Action dated Oct. 26, 2020, issued in connection with European Application No. 18760101.8, 4 pages.

European Patent Office, European Office Action dated Aug. 30, 2019, issued in connection with European Application No. 17781608.9, 6 pages.

European Patent Office, European Office Action dated Sep. 9, 2020, issued in connection with European Application No. 18792656.3, 10 pages.

European Patent Office, Examination Report dated Jul. 15, 2021, issued in connection with European Patent Application No. 19729968.8, 7 pages.

European Patent Office, Extended Search Report dated Jul. 25, 2019, issued in connection with European Patent Application No. 18306501.0, 14 pages.

European Patent Office, Summons to Attend Oral Proceedings mailed on Dec. 20, 2019, issued in connection with European Application No. 17174435.2, 13 pages.

Fadilpasic, "Cortana can now be the default PDA on your Android", IT Pro Portal: Accessed via WayBack Machine; <http://web.archive.org/web/20171129124915/https://www.itproportal.com/2015/08/11/cortana-can-now-be-...>, Aug. 11, 2015, 6 pages.

Final Office Action dated Jul. 23, 2021, issued in connection with U.S. Appl. No. 16/439,046, filed Jun. 12, 2019, 12 pages.

Final Office Action dated Oct. 6, 2017, issued in connection with U.S. Appl. No. 15/098,760, filed Apr. 14, 2016, 25 pages.

Final Office Action dated Feb. 10, 2021, issued in connection with U.S. Appl. No. 16/219,702, filed Dec. 13, 2018, 9 pages.

Final Office Action dated Feb. 10, 2021, issued in connection with U.S. Appl. No. 16/402,617, filed May 3, 2019, 13 pages.

Final Office Action dated Nov. 10, 2020, issued in connection with U.S. Appl. No. 16/600,644, filed Oct. 14, 2019, 19 pages.

Final Office Action dated Apr. 11, 2019, issued in connection with U.S. Appl. No. 15/131,254, filed Apr. 18, 2016, 17 pages.

Final Office Action dated Aug. 11, 2017, issued in connection with U.S. Appl. No. 15/131,776, filed Apr. 18, 2016, 7 pages.

Final Office Action dated Dec. 11, 2019, issued in connection with U.S. Appl. No. 16/227,308, filed Dec. 20, 2018, 10 pages.

Final Office Action dated Sep. 11, 2019, issued in connection with U.S. Appl. No. 16/178,122, filed Nov. 1, 2018, 13 pages.

Final Office Action dated Apr. 13, 2018, issued in connection with U.S. Appl. No. 15/131,254, filed Apr. 18, 2016, 18 pages.

Final Office Action dated Apr. 13, 2018, issued in connection with U.S. Appl. No. 15/438,744, filed Feb. 21, 2017, 20 pages.

Final Office Action dated May 13, 2020, issued in connection with U.S. Appl. No. 16/153,530, filed Oct. 5, 2018, 20 pages.

Final Office Action dated Jul. 15, 2021, issued in connection with U.S. Appl. No. 16/153,530, filed Oct. 5, 2018, 22 pages.

Final Office Action dated Jun. 15, 2017, issued in connection with U.S. Appl. No. 15/098,718, filed Apr. 14, 2016, 15 pages.

Final Office Action dated Jun. 15, 2021, issued in connection with U.S. Appl. No. 16/819,755, filed Mar. 16, 2020, 12 pages.

Final Office Action dated Oct. 15, 2018, issued in connection with U.S. Appl. No. 15/804,776, filed Nov. 6, 2017, 18 pages.

Final Office Action dated Oct. 15, 2020, issued in connection with U.S. Appl. No. 16/109,375, filed Aug. 22, 2018, 9 pages.

Final Office Action dated Oct. 16, 2018, issued in connection with U.S. Appl. No. 15/438,725, filed Feb. 21, 2017, 10 pages.

Final Office Action dated May 18, 2020, issued in connection with U.S. Appl. No. 16/177,185, filed Oct. 31, 2018, 16 pages.

Final Office Action dated Feb. 21, 2018, issued in connection with U.S. Appl. No. 15/297,627, filed Oct. 19, 2016, 12 pages.

Final Office Action dated May 21, 2020, issued in connection with U.S. Appl. No. 15/989,715, filed May 25, 2018, 21 pages.

Final Office Action dated Feb. 22, 2021, issued in connection with U.S. Appl. No. 15/936,177, filed Mar. 26, 2018, 20 pages.

Final Office Action dated Feb. 22, 2021, issued in connection with U.S. Appl. No. 16/213,570, filed Dec. 7, 2018, 12 pages.

Final Office Action dated Jun. 22, 2020, issued in connection with U.S. Appl. No. 16/179,779, filed Nov. 2, 2018, 16 pages.

Final Office Action dated Mar. 23, 2020, issued in connection with U.S. Appl. No. 16/145,275, filed Sep. 28, 2018, 11 pages.

Final Office Action dated Feb. 24, 2020, issued in connection with U.S. Appl. No. 15/936,177, filed Mar. 26, 2018, 20 pages.

Final Office Action dated Apr. 26, 2019, issued in connection with U.S. Appl. No. 15/721,141, filed Sep. 29, 2017, 20 pages.

Final Office Action dated Apr. 30, 2019, issued in connection with U.S. Appl. No. 15/098,760, filed Apr. 14, 2016, 6 pages.

Final Office Action dated Jun. 4, 2021, issued in connection with U.S. Appl. No. 16/168,389, filed Oct. 23, 2018, 38 pages.

Final Office Action dated Feb. 5, 2019, issued in connection with U.S. Appl. No. 15/438,749, filed Feb. 21, 2017, 17 pages.

Final Office Action dated Feb. 7, 2020, issued in connection with U.S. Appl. No. 15/948,541, filed Apr. 9, 2018, 8 pages.

Final Office Action dated Jun. 8, 2021, issued in connection with U.S. Appl. No. 16/271,550, filed Feb. 8, 2019, 41 pages.

Final Office Action dated Sep. 8, 2020, issued in connection with U.S. Appl. No. 16/213,570, filed Dec. 7, 2018, 12 pages.

Fiorenza Arisio et al. "Deliverable 1.1 User Study, analysis of requirements and definition of the application task," May 31, 2012, http://dirha.fbk.eu/sites/dirha.fbk.eu/files/docs/DIRHA_D1.1.1, 31 pages.

First Action Interview Office Action dated Mar. 8, 2021, issued in connection with U.S. Appl. No. 16/798,967, filed Feb. 24, 2020, 4 pages.

(56)

References Cited**OTHER PUBLICATIONS**

Non-Final Office Action dated Oct. 3, 2018, issued in connection with U.S. Appl. No. 16/102,153, filed Aug. 13, 2018, 20 pages.

Non-Final Office Action dated Apr. 30, 2019, issued in connection with U.S. Appl. No. 15/718,521, filed Sep. 28, 2017, 39 pages.

Non-Final Office Action dated Jun. 30, 2017, issued in connection with U.S. Appl. No. 15/277,810, filed Sep. 27, 2016, 13 pages.

Non-Final Office Action dated Apr. 4, 2019, issued in connection with U.S. Appl. No. 15/718,911, filed Sep. 28, 2017, 21 pages.

Non-Final Office Action dated Aug. 4, 2020, issued in connection with U.S. Appl. No. 16/600,644, filed Oct. 14, 2019, 30 pages.

Non-Final Office Action dated Jan. 4, 2019, issued in connection with U.S. Appl. No. 15/948,541, filed Apr. 9, 2018, 6 pages.

Non-Final Office Action dated Apr. 6, 2020, issued in connection with U.S. Appl. No. 16/424,825, filed May 29, 2019, 22 pages.

Non-Final Office Action dated Feb. 6, 2018, issued in connection with U.S. Appl. No. 15/211,689, filed Jul. 15, 2016, 32 pages.

Non-Final Office Action dated Feb. 6, 2018, issued in connection with U.S. Appl. No. 15/237,133, filed Aug. 15, 2016, 6 pages.

Non-Final Office Action dated Jan. 6, 2021, issued in connection with U.S. Appl. No. 16/439,046, filed Jun. 12, 2019, 13 pages.

Non-Final Office Action dated Mar. 6, 2020, issued in connection with U.S. Appl. No. 16/141,875, filed Sep. 25, 2018, 8 pages.

Non-Final Office Action dated Sep. 6, 2017, issued in connection with U.S. Appl. No. 15/131,254, filed Apr. 18, 2016, 13 pages.

Non-Final Office Action dated Sep. 6, 2018, issued in connection with U.S. Appl. No. 15/098,760, filed Apr. 14, 2016, 29 pages.

Non-Final Office Action dated Sep. 8, 2020, issued in connection with U.S. Appl. No. 15/936,177, filed Mar. 26, 2018, 19 pages.

Non-Final Office Action dated Apr. 9, 2018, issued in connection with U.S. Appl. No. 15/804,776, filed Nov. 6, 2017, 18 pages.

Non-Final Office Action dated Apr. 9, 2021, issued in connection with U.S. Appl. No. 16/780,483, filed Feb. 3, 2020, 45 pages.

Non-Final Office Action dated Feb. 9, 2021, issued in connection with U.S. Appl. No. 16/806,747, filed Mar. 2, 2020, 16 pages.

Non-Final Office Action dated May 9, 2018, issued in connection with U.S. Appl. No. 15/818,051, filed Nov. 20, 2017, 22 pages.

Non-Final Office Action dated Sep. 9, 2020, issued in connection with U.S. Appl. No. 16/168,389, filed Oct. 23, 2018, 29 pages.

Notice of Allowance dated Aug. 10, 2021, issued in connection with U.S. Appl. No. 17/157,686, filed Jan. 25, 2021, 9 pages.

Notice of Allowance dated Aug. 2, 2021, issued in connection with U.S. Appl. No. 16/660,197, filed Oct. 22, 2019, 7 pages.

Notice of Allowance dated Mar. 31, 2021, issued in connection with U.S. Appl. No. 16/813,643, filed Mar. 9, 2020, 11 pages.

Notice of Allowance dated Aug. 4, 2021, issued in connection with U.S. Appl. No. 16/780,483, filed Feb. 3, 2020, 5 pages.

Notice of Allowance dated Dec. 2, 2019, issued in connection with U.S. Appl. No. 15/718,521, filed Sep. 28, 2017, 15 pages.

Notice of Allowance dated Dec. 4, 2017, issued in connection with U.S. Appl. No. 15/277,810, filed Sep. 27, 2016, 5 pages.

Notice of Allowance dated Jul. 5, 2018, issued in connection with U.S. Appl. No. 15/237,133, filed Aug. 15, 2016, 5 pages.

Notice of Allowance dated Jul. 9, 2018, issued in connection with U.S. Appl. No. 15/438,741, filed Feb. 21, 2017, 5 pages.

Notice of Allowance dated Apr. 1, 2019, issued in connection with U.S. Appl. No. 15/935,966, filed Mar. 26, 2018, 5 pages.

Notice of Allowance dated Aug. 1, 2018, issued in connection with U.S. Appl. No. 15/297,627, filed Oct. 19, 2016, 9 pages.

Notice of Allowance dated Jun. 1, 2021, issued in connection with U.S. Appl. No. 16/219,702, filed Dec. 13, 2018, 8 pages.

Notice of Allowance dated Jun. 1, 2021, issued in connection with U.S. Appl. No. 16/685,135, filed Nov. 15, 2019, 10 pages.

Notice of Allowance dated Aug. 10, 2020, issued in connection with U.S. Appl. No. 16/424,825, filed May 29, 2019, 9 pages.

Notice of Allowance dated Feb. 10, 2021, issued in connection with U.S. Appl. No. 16/138,111, filed Sep. 21, 2018, 8 pages.

Notice of Allowance dated Apr. 11, 2018, issued in connection with U.S. Appl. No. 15/719,454, filed Sep. 28, 2017, 15 pages.

Notice of Allowance dated Oct. 11, 2019, issued in connection with U.S. Appl. No. 16/437,476, filed Jun. 11, 2019, 9 pages.

Notice of Allowance dated Sep. 11, 2019, issued in connection with U.S. Appl. No. 16/154,071, filed Oct. 8, 2018, 5 pages.

Notice of Allowance dated Aug. 12, 2021, issued in connection with U.S. Appl. No. 16/819,755, filed Mar. 16, 2020, 6 pages.

Notice of Allowance dated Dec. 12, 2018, issued in connection with U.S. Appl. No. 15/811,468, filed Nov. 13, 2017, 9 pages.

Notice of Allowance dated Jul. 12, 2017, issued in connection with U.S. Appl. No. 15/098,805, filed Apr. 14, 2016, 8 pages.

Notice of Allowance dated Jun. 12, 2019, issued in connection with U.S. Appl. No. 15/670,361, filed Aug. 7, 2017, 7 pages.

Notice of Allowance dated May 12, 2021, issued in connection with U.S. Appl. No. 16/402,617, filed May 3, 2019, 8 pages.

Notice of Allowance dated Sep. 12, 2018, issued in connection with U.S. Appl. No. 15/438,744, filed Feb. 21, 2017, 15 pages.

Notice of Allowance dated Dec. 13, 2017, issued in connection with U.S. Appl. No. 15/784,952, filed Oct. 16, 2017, 9 pages.

Notice of Allowance dated Feb. 13, 2019, issued in connection with U.S. Appl. No. 15/959,907, filed Apr. 23, 2018, 10 pages.

Notice of Allowance dated Jan. 13, 2020, issued in connection with U.S. Appl. No. 16/192,126, filed Nov. 15, 2018, 6 pages.

Notice of Allowance dated Jan. 13, 2021, issued in connection with U.S. Appl. No. 16/539,843, filed Aug. 13, 2019, 5 pages.

Notice of Allowance dated Nov. 13, 2020, issued in connection with U.S. Appl. No. 16/131,409, filed Sep. 14, 2018, 11 pages.

Notice of Allowance dated Aug. 14, 2017, issued in connection with U.S. Appl. No. 15/098,867, filed Apr. 14, 2016, 10 pages.

Notice of Allowance dated Aug. 14, 2020, issued in connection with U.S. Appl. No. 16/598,125, filed Oct. 10, 2019, 5 pages.

Notice of Allowance dated Feb. 14, 2017, issued in connection with U.S. Appl. No. 15/229,855, filed Aug. 5, 2016, 11 pages.

Notice of Allowance dated Jun. 29, 2020, issued in connection with U.S. Appl. No. 16/216,357, filed Dec. 11, 2018, 8 pages.

Notice of Allowance dated Mar. 29, 2021, issued in connection with U.S. Appl. No. 16/600,949, filed Oct. 14, 2019, 9 pages.

Notice of Allowance dated May 29, 2020, issued in connection with U.S. Appl. No. 16/148,879, filed Oct. 1, 2018, 6 pages.

Notice of Allowance dated Apr. 3, 2019, issued in connection with U.S. Appl. No. 16/160,107, filed Oct. 15, 2018, 7 pages.

Notice of Allowance dated Jun. 3, 2021, issued in connection with U.S. Appl. No. 16/876,493, filed May 18, 2020, 7 pages.

Notice of Allowance dated Jul. 30, 2018, issued in connection with U.S. Appl. No. 15/098,718, filed Apr. 14, 2016, 5 pages.

Notice of Allowance dated Jul. 30, 2019, issued in connection with U.S. Appl. No. 15/131,254, filed Apr. 18, 2016, 9 pages.

Notice of Allowance dated Mar. 30, 2020, issued in connection with U.S. Appl. No. 15/973,413, filed May 7, 2018, 5 pages.

Notice of Allowance dated Nov. 30, 2018, issued in connection with U.S. Appl. No. 15/438,725, filed Feb. 21, 2017, 5 pages.

Notice of Allowance dated Oct. 30, 2019, issued in connection with U.S. Appl. No. 16/131,392, filed Sep. 14, 2018, 9 pages.

Notice of Allowance dated Oct. 30, 2020, issued in connection with U.S. Appl. No. 16/528,016, filed Jul. 31, 2019, 10 pages.

Notice of Allowance dated May 31, 2019, issued in connection with U.S. Appl. No. 15/717,621, filed Sep. 27, 2017, 9 pages.

Notice of Allowance dated Jun. 4, 2021, issued in connection with U.S. Appl. No. 16/528,265, filed Jul. 31, 2019, 17 pages.

Notice of Allowance dated Mar. 4, 2020, issued in connection with U.S. Appl. No. 16/444,975, filed Jun. 18, 2019, 10 pages.

Notice of Allowance dated Feb. 5, 2020, issued in connection with U.S. Appl. No. 16/178,122, filed Nov. 1, 2018, 9 pages.

Notice of Allowance dated Oct. 5, 2018, issued in connection with U.S. Appl. No. 15/211,748, filed Jul. 15, 2018, 10 pages.

Notice of Allowance dated Feb. 6, 2019, issued in connection with U.S. Appl. No. 16/102,153, filed Aug. 13, 2018, 9 pages.

Notice of Allowance dated Feb. 6, 2020, issued in connection with U.S. Appl. No. 16/227,308, filed Dec. 20, 2018, 7 pages.

Notice of Allowance dated Apr. 7, 2020, issued in connection with U.S. Appl. No. 15/098,760, filed Apr. 14, 2016, 7 pages.

Notice of Allowance dated Apr. 7, 2020, issued in connection with U.S. Appl. No. 16/147,710, filed Sep. 29, 2018, 15 pages.

(56)

References Cited**OTHER PUBLICATIONS**

Notice of Allowance dated Jun. 7, 2019, issued in connection with U.S. Appl. No. 16/102,153, filed Aug. 13, 2018, 9 pages.

Notice of Allowance dated Jun. 7, 2021, issued in connection with U.S. Appl. No. 16/528,224, filed Jul. 31, 2019, 9 pages.

Notice of Allowance dated Aug. 9, 2018, issued in connection with U.S. Appl. No. 15/229,868, filed Aug. 5, 2016, 11 pages.

Notice of Allowance dated Mar. 9, 2018, issued in connection with U.S. Appl. No. 15/584,782, filed May 2, 2017, 8 pages.

Oord et al. WaveNet: A Generative Model for Raw Audio. Arxiv.org, Cornell University Library, Sep. 12, 2016, 15 pages.

Optimizing Siri on HomePod in Far-Field Settings. Audio Software Engineering and Siri Speech Team, Machine Learning Journal vol. 1, Issue 12. <https://machinelearning.apple.com/2018/12/03/optimizing-siri-on-homepod-in-far-field-settings.html>. Dec. 2018, 18 pages.

Palm, Inc., "Handbook for the Palm VII Handheld," May 2000, 311 pages.

Parada et al. Contextual Information Improves OOV Detection in Speech. Proceedings of the 2010 Annual Conference of the North American Chapter of the Association for Computational Linguistics, Jun. 2, 2010, 9 pages.

Pre-Appeal Brief Decision mailed on Jun. 2, 2021, issued in connection with U.S. Appl. No. 16/213,570, filed Dec. 7, 2018, 2 pages.

Preinterview First Office Action dated Aug. 5, 2019, issued in connection with U.S. Appl. No. 16/434,426, filed Jun. 7, 2019, 4 pages.

Preinterview First Office Action dated Mar. 25, 2020, issued in connection with U.S. Appl. No. 16/109,375, filed Aug. 22, 2018, 6 pages.

Preinterview First Office Action dated Sep. 30, 2019, issued in connection with U.S. Appl. No. 15/989,715, filed May 25, 2018, 4 pages.

Preinterview First Office Action dated May 7, 2020, issued in connection with U.S. Appl. No. 16/213,570, filed Dec. 7, 2018, 5 pages.

Preinterview First Office Action mailed on Jan. 8, 2021, issued in connection with U.S. Appl. No. 16/798,967, filed Feb. 24, 2020, 4 pages.

Presentations at WinHEC 2000, May 2000, 138 pages.

Renato De Mori. Spoken Language Understanding: A Survey. Automatic Speech Recognition & Understanding, 2007. IEEE, Dec. 1, 2007, 56 pages.

Restriction Requirement dated Aug. 14, 2019, issued in connection with U.S. Appl. No. 16/214,711, filed Dec. 10, 2018, 5 pages.

Restriction Requirement dated Aug. 9, 2018, issued in connection with U.S. Appl. No. 15/717,621, filed Sep. 27, 2017, 8 pages.

Rottondi et al., "An Overview on Networked Music Performance Technologies." IEEE Access, vol. 4, pp. 8823-8843, 2016, DOI: 10.1109/ACCESS.2016.2628440, 21 pages.

Souden et al. "An Integrated Solution for Online Multichannel Noise Tracking and Reduction." IEEE Transactions on Audio, Speech, and Language Processing, vol. 19, No. 7, Sep. 7, 2011, 11 pages.

Souden et al. "Gaussian Model-Based Multichannel Speech Presence Probability" IEEE Transactions on Audio, Speech, and Language Processing, vol. 18, No. 5, Jul. 5, 2010, 6 pages.

Souden et al. "On Optimal Frequency-Domain Multichannel Linear Filtering for Noise Reduction." IEEE Transactions on Audio, Speech, and Language Processing, vol. 18, No. 2, Feb. 2010, 17 pages.

Stemmer et al. Speech Recognition and Understanding on Hardware-Accelerated DSP. Proceedings of Interspeech 2017: Show & Tell Contribution, Aug. 20, 2017, 2 pages.

Steven J. Nowlan and Geoffrey E. Hinton "Simplifying Neural Networks by Soft Weight-Sharing" Neural Computation 4, 1992, 21 pages.

Tsiami et al. "Experiments in acoustic source localization using sparse arrays in adverse indoors environments", 2014 22nd European Signal Processing Conference, Sep. 1, 2014, 5 pages.

Tsung-Hsien Wen et al.: "A Network-based End-to-End Trainable Task-oriented Dialogue System", Corr Arxiv, vol. 1604.04562v1, Apr. 15, 2016, pp. 1-11, XP055396370, Stroudsburg, PA, USA.

Tweet: "How to start using Google app voice commands to make your life easier Share This Story shop @Bullet", Jan. 21, 2016, <https://bgr.com/2016/01/21/best-ok-google-voice-commands/>, 3 page.

Ullrich et al. "Soft Weight-Sharing for Neural Network Compression." ICLR 2017, 16 pages.

United States Patent and Trademark Office, U.S. Appl. No. 60/490,768, filed Jul. 28, 2003, entitled "Method for synchronizing audio playback between multiple networked devices," 13 pages.

United States Patent and Trademark Office, U.S. Appl. No. 60/825,407, filed Sep. 12, 2006, entitled "Controlling and manipulating groupings in a multi-zone music or media system," 82 pages.

Notice of Allowance dated Jan. 14, 2021, issued in connection with U.S. Appl. No. 17/087,423, filed Nov. 2, 2020, 8 pages.

Notice of Allowance dated Jun. 14, 2017, issued in connection with U.S. Appl. No. 15/282,554, filed Sep. 30, 2016, 11 pages.

Notice of Allowance dated Nov. 14, 2018, issued in connection with U.S. Appl. No. 15/297,627, filed Oct. 19, 2016, 5 pages.

Notice of Allowance dated Dec. 15, 2017, issued in connection with U.S. Appl. No. 15/223,218, filed Jul. 29, 2016, 7 pages.

Notice of Allowance dated Jan. 15, 2020, issued in connection with U.S. Appl. No. 16/439,009, filed Jun. 12, 2019, 9 pages.

Notice of Allowance dated Mar. 15, 2019, issued in connection with U.S. Appl. No. 15/804,776, filed Nov. 6, 2017, 9 pages.

Notice of Allowance dated Oct. 15, 2019, issued in connection with U.S. Appl. No. 16/437,437, filed Jun. 11, 2019, 9 pages.

Notice of Allowance dated Oct. 15, 2020, issued in connection with U.S. Appl. No. 16/715,713, filed Dec. 16, 2019, 9 pages.

Notice of Allowance dated Apr. 16, 2021, issued in connection with U.S. Appl. No. 16/798,967, filed Feb. 24, 2020, 16 pages.

Notice of Allowance dated Aug. 16, 2017, issued in connection with U.S. Appl. No. 15/098,892, filed Apr. 14, 2016, 9 pages.

Notice of Allowance dated Aug. 17, 2017, issued in connection with U.S. Appl. No. 15/131,244, filed Apr. 18, 2016, 9 pages.

Notice of Allowance dated Feb. 17, 2021, issued in connection with U.S. Appl. No. 16/715,984, filed Dec. 16, 2019, 8 pages.

Notice of Allowance dated Jul. 17, 2019, issued in connection with U.S. Appl. No. 15/718,911, filed Sep. 28, 2017, 5 pages.

Notice of Allowance dated Jun. 17, 2020, issued in connection with U.S. Appl. No. 16/141,875, filed Sep. 25, 2018, 6 pages.

Notice of Allowance dated Sep. 17, 2018, issued in connection with U.S. Appl. No. 15/211,689, filed Jul. 15, 2016, 6 pages.

Notice of Allowance dated Apr. 18, 2019, issued in connection with U.S. Appl. No. 16/173,797, filed Oct. 29, 2018, 9 pages.

Notice of Allowance dated Dec. 18, 2019, issued in connection with U.S. Appl. No. 16/434,426, filed Jun. 7, 2019, 13 pages.

Notice of Allowance dated Feb. 18, 2020, issued in connection with U.S. Appl. No. 16/022,662, filed Jun. 28, 2018, 8 pages.

Notice of Allowance dated Jul. 18, 2019, issued in connection with U.S. Appl. No. 15/438,749, filed Feb. 21, 2017, 9 pages.

Notice of Allowance dated Jul. 18, 2019, issued in connection with U.S. Appl. No. 15/721,141, filed Sep. 29, 2017, 8 pages.

Notice of Allowance dated Mar. 18, 2021, issued in connection with U.S. Appl. No. 16/177,185, filed Oct. 31, 2018, 8 pages.

Notice of Allowance dated Aug. 19, 2020, issued in connection with U.S. Appl. No. 16/271,560, filed Feb. 8, 2019, 9 pages.

Notice of Allowance dated Dec. 19, 2018, issued in connection with U.S. Appl. No. 15/818,051, filed Nov. 20, 2017, 9 pages.

Notice of Allowance dated Jul. 19, 2018, issued in connection with U.S. Appl. No. 15/681,937, filed Aug. 21, 2017, 7 pages.

Notice of Allowance dated Mar. 19, 2021, issued in connection with U.S. Appl. No. 17/157,686, filed Jan. 25, 2021, 11 pages.

Notice of Allowance dated Aug. 2, 2019, issued in connection with U.S. Appl. No. 16/102,650, filed Aug. 13, 2018, 5 pages.

Notice of Allowance dated Dec. 2, 2020, issued in connection with U.S. Appl. No. 15/989,715, filed May 25, 2018, 11 pages.

Notice of Allowance dated Sep. 2, 2020, issued in connection with U.S. Appl. No. 16/214,711, filed Dec. 10, 2018, 9 pages.

Notice of Allowance dated Jul. 20, 2020, issued in connection with U.S. Appl. No. 15/984,073, filed May 18, 2018, 12 pages.

(56)

References Cited**OTHER PUBLICATIONS**

- Notice of Allowance dated Mar. 20, 2018, issued in connection with U.S. Appl. No. 15/784,952, filed Oct. 16, 2017, 7 pages.
- Notice of Allowance dated Sep. 20, 2018, issued in connection with U.S. Appl. No. 15/946,599, filed Apr. 5, 2018, 7 pages.
- Notice of Allowance dated Apr. 21, 2021, issued in connection with U.S. Appl. No. 16/145,275, filed Sep. 28, 2018, 8 pages.
- Notice of Allowance dated Feb. 21, 2020, issued in connection with U.S. Appl. No. 16/416,752, filed May 20, 2019, 6 pages.
- Notice of Allowance dated Jan. 21, 2020, issued in connection with U.S. Appl. No. 16/672,764, filed Nov. 4, 2019, 10 pages.
- Notice of Allowance dated Jan. 21, 2021, issued in connection with U.S. Appl. No. 16/600,644, filed Oct. 14, 2019, 7 pages.
- Notice of Allowance dated Oct. 21, 2019, issued in connection with U.S. Appl. No. 15/946,585, filed Apr. 5, 2018, 5 pages.
- Notice of Allowance dated Aug. 22, 2017, issued in connection with U.S. Appl. No. 15/273,679, filed Sep. 22, 2016, 5 pages.
- Notice of Allowance dated Jan. 22, 2018, issued in connection with U.S. Appl. No. 15/178,180, filed Jun. 9, 2016, 9 pages.
- Notice of Allowance dated Jul. 22, 2020, issued in connection with U.S. Appl. No. 16/131,409, filed Sep. 14, 2018, 13 pages.
- Notice of Allowance dated Jul. 22, 2020, issued in connection with U.S. Appl. No. 16/790,621, filed Feb. 13, 2020, 10 pages.
- Notice of Allowance dated Apr. 23, 2021, issued in connection with U.S. Appl. No. 16/814,844, filed Mar. 10, 2020, 8 pages.
- Notice of Allowance dated Apr. 24, 2019, issued in connection with U.S. Appl. No. 16/154,469, filed Oct. 3, 2018, 5 pages.
- Notice of Allowance dated Aug. 26, 2020, issued in connection with U.S. Appl. No. 15/948,541, filed Apr. 9, 2018, 9 pages.
- Notice of Allowance dated May 26, 2021, issued in connection with U.S. Appl. No. 16/927,670, filed Jul. 13, 2020, 10 pages.
- Notice of Allowance dated Jun. 23, 2021, issued in connection with U.S. Appl. No. 16/700,607, filed Dec. 2, 2019, 10 pages.
- Notice of Allowance dated Mar. 27, 2019, issued in connection with U.S. Appl. No. 16/214,666, filed Dec. 10, 2018, 6 pages.
- Notice of Allowance dated Mar. 28, 2018, issued in connection with U.S. Appl. No. 15/699,982, filed Sep. 8, 2017, 17 pages.
- Notice of Allowance dated May 28, 2021, issued in connection with U.S. Appl. No. 16/524,306, filed Jul. 29, 2019, 9 pages.
- Notice of Allowance dated Dec. 29, 2017, issued in connection with U.S. Appl. No. 15/131,776, filed Apr. 18, 2016, 13 pages.
- Notice of Allowance dated Jan. 29, 2021, issued in connection with U.S. Appl. No. 16/290,599, filed Mar. 1, 2019, 9 pages.
- UPnP; "Universal Plug and Play Device Architecture," Jun. 8, 2000; version 1.0; Microsoft Corporation; pp. 1-54.
- Vacher et al. "Recognition of voice commands by multisource ASR and noise cancellation in a smart home environment" Signal Processing Conference 2012 Proceedings of the 20th European, IEEE, Aug. 27, 2012, 5 pages.
- Vacher et al. "Speech Recognition in a Smart Home: Some Experiments for Telemonitoring," 2009 Proceedings of the 5th Conference on Speech Technology and Human-Computer Dialogue, Constant, 2009, 10 pages.
- "S Voice or Google Now?"; <https://web.archive.org/web/20160807040123/lowdown.carphonewarehouse.com/news/s-voice-or-google-now/> . . . , Apr. 28, 2015; 4 pages.
- Wu et al. End-to-End Recurrent Entity Network for Entity-Value Independent Goal-Oriented Dialog Learning. DSTC6—Dialog System Technology Challenges, Dec. 10, 2017, 5 pages.
- Wung et al. "Robust Acoustic Echo Cancellation in the Short-Time Fourier Transform Domain Using Adaptive Crossband Filters" IEEE International Conference on Acoustic, Speech and Signal Processing ICASSP, 2014, p. 1300-1304.
- Xiao et al. "A Learning-Based Approach to Direction of Arrival Estimation in Noisy and Reverberant Environments," 2015 IEEE International Conference on Acoustics, Speech and Signal Processing, Apr. 19, 2015, 5 pages.
- Xu et al. An End-to-end Approach for Handling Unknown Slot Values in Dialogue State Tracking. ARXIV.org, Cornell University Library, May 3, 2018, 10 pages.
- Yamaha DME 64 Owner's Manual; copyright 2004, 80 pages.
- Yamaha DME Designer 3.0 Owner's Manual; Copyright 2008, 501 pages.
- Yamaha DME Designer 3.5 setup manual guide; copyright 2004, 16 pages.
- Yamaha DME Designer 3.5 User Manual; Copyright 2004, 507 pages.
- Zaykovskiy, Dmitry. Survey of the Speech Recognition Techniques for Mobile Devices. Proceedings of Speccom 2006, Jun. 25, 2006, 6 pages.
- Korean Patent Office, Korean Office Action dated May 8, 2019, issued in connection with Korean Application No. 10-2018-7027452, 5 pages.
- Lei et al. Accurate and Compact Large Vocabulary Speech Recognition on Mobile Devices. Interspeech 2013, Aug. 25, 2013, 4 pages.
- Louderback, Jim, "Affordable Audio Receiver Furnishes Homes With MP3," TechTV Vault. Jun. 28, 2000 retrieved Jul. 10, 2014, 2 pages.
- Maja Taseska and Emanuel A.P. Habets, "MMSE-Based Blind Source Extraction in Diffuse Noise Fields Using a Complex Coherence-Based a Priori Sap Estimator." International Workshop on Acoustic Signal Enhancement 2012, Sep. 4-6, 2012, 4pages.
- Mesaros et al. Detection and Classification of Acoustic Scenes and Events: Outcome of the DCASE 2016 Challenge. IEEE/ACM Transactions on Audio, Speech, and Language Processing. Feb. 2018, 16 pages.
- Morales-Cordovilla et al. "Room Localization for Distant Speech Recognition," Proceedings of Interspeech 2014, Sep. 14, 2014, 4 pages.
- Newman, Jared. "Chromecast Audio's multi-room support has arrived," Dec. 11, 2015, <https://www.pcworld.com/article/3014204/customer-electronic/chromcase-audio-s-multi-room-support-has...> , 1 page.
- Ngo et al. "Incorporating the Conditional Speech Presence Probability in Multi-Channel Wiener Filter Based Noise Reduction in Hearing Aids." EURASIP Journal on Advances in Signal Processing vol. 2009, Jun. 2, 2009, 11 pages.
- Non-Final Office Action dated Jul. 12, 2021, issued in connection with U.S. Appl. No. 17/008,104, filed Aug. 31, 2020, 6 pages.
- Non-Final Office Action dated Jun. 18, 2021, issued in connection with U.S. Appl. No. 17/236,559, filed Apr. 21, 2021, 9 pages.
- Non-Final Office Action dated Dec. 21, 2020, issued in connection with U.S. Appl. No. 16/153,530, filed Oct. 5, 2018, 22 pages.
- Non-Final Office Action dated Jul. 22, 2021, issued in connection with U.S. Appl. No. 16/179,779, filed Nov. 2, 2018, 19 pages.
- Non-Final Office Action dated Apr. 23, 2021, issued in connection with U.S. Appl. No. 16/660,197, filed Oct. 22, 2019, 9 pages.
- Non-Final Office Action dated Jun. 25, 2021, issued in connection with U.S. Appl. No. 16/213,570, filed Dec. 7, 2018, 11 pages.
- Non-Final Office Action dated Jul. 8, 2021, issued in connection with U.S. Appl. No. 16/813,643, filed Mar. 9, 2020, 12 pages.
- Non-Final Office Action dated Dec. 9, 2020, issued in connection with U.S. Appl. No. 16/271,550, filed Feb. 8, 2019, 35 pages.
- Non-Final Office Action dated Jul. 9, 2021, issued in connection with U.S. Appl. No. 16/806,747, filed Mar. 2, 2020, 18 pages.
- Non-Final Office Action dated Jun. 1, 2017, issued in connection with U.S. Appl. No. 15/223,218, filed Jul. 29, 2016, 7 pages.
- Non-Final Office Action dated Nov. 2, 2017, issued in connection with U.S. Appl. No. 15/584,782, filed May 2, 2017, 11 pages.
- Non-Final Office Action dated Nov. 3, 2017, issued in connection with U.S. Appl. No. 15/438,741, filed Feb. 21, 2017, 11 pages.
- Non-Final Office Action dated Nov. 4, 2019, issued in connection with U.S. Appl. No. 16/022,662, filed Jun. 28, 2018, 16 pages.
- Non-Final Office Action dated Sep. 5, 2019, issued in connection with U.S. Appl. No. 16/416,752, filed May 20, 2019, 14 pages.
- Non-Final Office Action dated Feb. 7, 2017, issued in connection with U.S. Appl. No. 15/131,244, filed Apr. 18, 2016, 12 pages.
- Non-Final Office Action dated Feb. 8, 2017, issued in connection with U.S. Appl. No. 15/098,892, filed Apr. 14, 2016, 17 pages.
- Non-Final Office Action dated Mar. 9, 2017, issued in connection with U.S. Appl. No. 15/098,760, filed Apr. 14, 2016, 13 pages.
- Non-Final Office Action dated Oct. 9, 2019, issued in connection with U.S. Appl. No. 15/936,177, filed Mar. 26, 2018, 16 pages.

(56)

References Cited**OTHER PUBLICATIONS**

Non-Final Office Action dated Jul. 1, 2020, issued in connection with U.S. Appl. No. 16/138,111, filed Sep. 21, 2018, 14 pages.

Non-Final Office Action dated Jan. 10, 2018, issued in connection with U.S. Appl. No. 15/098,718, filed Apr. 14, 2016, 15 pages.

Non-Final Office Action dated Jan. 10, 2018, issued in connection with U.S. Appl. No. 15/229,868, filed Aug. 5, 2016, 13 pages.

Non-Final Office Action dated Jan. 10, 2018, issued in connection with U.S. Appl. No. 15/438,725, filed Feb. 21, 2017, 15 pages.

Non-Final Office Action dated Sep. 10, 2018, issued in connection with U.S. Appl. No. 15/670,361, filed Aug. 7, 2017, 17 pages.

Non-Final Office Action dated Aug. 11, 2021, issued in connection with U.S. Appl. No. 16/841,116, filed Apr. 6, 2020, 9 pages.

Non-Final Office Action dated Feb. 11, 2021, issued in connection with U.S. Appl. No. 16/876,493, filed May 18, 2020, 16 pages.

Non-Final Office Action dated Mar. 11, 2021, issued in connection with U.S. Appl. No. 16/834,483, filed Mar. 30, 2020, 11 pages.

Non-Final Office Action dated Oct. 11, 2019, issued in connection with U.S. Appl. No. 16/177,185, filed Oct. 31, 2018, 14 pages.

Non-Final Office Action dated Sep. 11, 2020, issued in connection with U.S. Appl. No. 15/989,715, filed May 25, 2018, 8 pages.

Non-Final Office Action dated Sep. 11, 2020, issued in connection with U.S. Appl. No. 16/219,702, filed Dec. 13, 2018, 9 pages.

Non-Final Office Action dated Apr. 12, 2021, issued in connection with U.S. Appl. No. 16/528,224, filed Jul. 31, 2019, 9 pages.

Non-Final Office Action dated Dec. 12, 2016, issued in connection with U.S. Appl. No. 15/098,718, filed Apr. 14, 2016, 11 pages.

Non-Final Office Action dated Feb. 12, 2019, issued in connection with U.S. Appl. No. 15/670,361, filed Aug. 7, 2017, 13 pages.

Non-Final Office Action dated Jan. 13, 2017, issued in connection with U.S. Appl. No. 15/098,805, filed Apr. 14, 2016, 11 pages.

Non-Final Office Action dated Nov. 13, 2018, issued in connection with U.S. Appl. No. 15/717,621, filed Sep. 27, 2017, 23 pages.

Non-Final Office Action dated Nov. 13, 2018, issued in connection with U.S. Appl. No. 16/160,107, filed Oct. 15, 2018, 8 pages.

Non-Final Office Action dated Nov. 13, 2019, issued in connection with U.S. Appl. No. 15/984,073, filed May 18, 2018, 18 pages.

Non-Final Office Action dated May 14, 2020, issued in connection with U.S. Appl. No. 15/948,541, filed Apr. 9, 2018, 8 pages.

Non-Final Office Action dated Sep. 14, 2017, issued in connection with U.S. Appl. No. 15/178,180, filed Jun. 9, 2016, 16 pages.

Non-Final Office Action dated Sep. 14, 2018, issued in connection with U.S. Appl. No. 15/959,907, filed Apr. 23, 2018, 15 pages.

Non-Final Office Action dated Apr. 15, 2020, issued in connection with U.S. Appl. No. 16/138,111, filed Sep. 21, 2018, 15 pages.

Non-Final Office Action dated Dec. 15, 2020, issued in connection with U.S. Appl. No. 17/087,423, filed Nov. 2, 2020, 7 pages.

Non-Final Office Action dated Jan. 15, 2019, issued in connection with U.S. Appl. No. 16/173,797, filed Oct. 29, 2018, 6 pages.

Non-Final Office Action dated Nov. 15, 2019, issued in connection with U.S. Appl. No. 16/153,530, filed Oct. 5, 2018, 17 pages.

Non-Final Office Action dated Mar. 16, 2018, issued in connection with U.S. Appl. No. 15/681,937, filed Aug. 21, 2017, 5 pages.

Non-Final Office Action dated Oct. 16, 2018, issued in connection with U.S. Appl. No. 15/131,254, filed Apr. 18, 2016, 16 pages.

Non-Final Office Action dated Sep. 17, 2020, issued in connection with U.S. Appl. No. 16/600,949, filed Oct. 14, 2019, 29 pages.

Non-Final Office Action dated Apr. 18, 2018, issued in connection with U.S. Appl. No. 15/811,468, filed Nov. 13, 2017, 14 pages.

Non-Final Office Action dated Aug. 18, 2021, issued in connection with U.S. Appl. No. 16/845,946, filed Apr. 10, 2020, 14 pages.

Non-Final Office Action dated Jan. 18, 2019, issued in connection with U.S. Appl. No. 15/721,141, filed Sep. 29, 2017, 18 pages.

Non-Final Office Action dated Oct. 18, 2019, issued in connection with U.S. Appl. No. 15/098,760, filed Apr. 14, 2016, 27 pages.

Non-Final Office Action dated Sep. 18, 2019, issued in connection with U.S. Appl. No. 16/179,779, filed Nov. 2, 2018, 14 pages.

Non-Final Office Action dated Apr. 19, 2017, issued in connection with U.S. Appl. No. 15/131,776, filed Apr. 18, 2016, 12 pages.

Non-Final Office Action dated Dec. 19, 2019, issued in connection with U.S. Appl. No. 16/147,710, filed Sep. 29, 2018, 10 pages.

Non-Final Office Action dated Feb. 19, 2020, issued in connection with U.S. Appl. No. 16/148,879, filed Oct. 1, 2018, 15 pages.

Non-Final Office Action dated Sep. 2, 2020, issued in connection with U.S. Appl. No. 16/290,599, filed Mar. 1, 2019, 17 pages.

Non-Final Office Action dated Feb. 20, 2018, issued in connection with U.S. Appl. No. 15/211,748, filed Jul. 15, 2016, 31 pages.

Non-Final Office Action dated Jun. 20, 2019, issued in connection with U.S. Appl. No. 15/946,585, filed Apr. 5, 2018, 10 pages.

Non-Final Office Action dated Apr. 21, 2021, issued in connection with U.S. Appl. No. 16/109,375, filed Aug. 22, 2018, 9 pages.

Non-Final Office Action dated Aug. 21, 2019, issued in connection with U.S. Appl. No. 16/192,126, filed Nov. 15, 2018, 8 pages.

Non-Final Office Action dated Feb. 21, 2019, issued in connection with U.S. Appl. No. 16/214,666, filed Dec. 10, 2018, 12 pages.

Non-Final Office Action dated Jan. 21, 2020, issued in connection with U.S. Appl. No. 16/214,711, filed Dec. 10, 2018, 9 pages.

Non-Final Office Action dated Jan. 21, 2020, issued in connection with U.S. Appl. No. 16/598,125, filed Oct. 10, 2019, 25 pages.

Non-Final Office Action dated Oct. 21, 2019, issued in connection with U.S. Appl. No. 15/973,413, filed May 7, 2018, 10 pages.

Non-Final Office Action dated Jul. 22, 2020, issued in connection with U.S. Appl. No. 16/145,275, filed Sep. 28, 2018, 11 pages.

Non-Final Office Action dated May 22, 2018, issued in connection with U.S. Appl. No. 15/946,599, filed Apr. 5, 2018, 19 pages.

Non-Final Office Action dated Sep. 22, 2020, issued in connection with U.S. Appl. No. 16/539,843, filed Aug. 13, 2019, 7 pages.

Non-Final Office Action dated Jun. 23, 2021, issued in connection with U.S. Appl. No. 16/439,032, filed Jun. 12, 2019, 13 pages.

Non-Final Office Action dated May 23, 2019, issued in connection with U.S. Appl. No. 16/154,071, filed Oct. 8, 2018, 36 pages.

Non-Final Office Action dated Nov. 23, 2020, issued in connection with U.S. Appl. No. 16/524,306, filed Jul. 29, 2019, 14 pages.

Non-Final Office Action dated Sep. 23, 2020, issued in connection with U.S. Appl. No. 16/177,185, filed Oct. 31, 2018, 17 pages.

Non-Final Office Action dated Aug. 24, 2017, issued in connection with U.S. Appl. No. 15/297,627, filed Oct. 19, 2016, 13 pages.

Non-Final Office Action dated Jul. 24, 2019, issued in connection with U.S. Appl. No. 16/439,009, filed Jun. 12, 2019, 26 pages.

Non-Final Office Action dated Jul. 25, 2017, issued in connection with U.S. Appl. No. 15/273,679, filed Jul. 22, 2016, 11 pages.

Non-Final Office Action dated Dec. 26, 2018, issued in connection with U.S. Appl. No. 16/154,469, filed Oct. 8, 2018, 7 pages.

Non-Final Office Action dated Jan. 26, 2017, issued in connection with U.S. Appl. No. 15/098,867, filed Apr. 14, 2016, 16 pages.

Non-Final Office Action dated Oct. 26, 2017, issued in connection with U.S. Appl. No. 15/438,744, filed Feb. 21, 2017, 12 pages.

Non-Final Office Action dated Jun. 27, 2018, issued in connection with U.S. Appl. No. 15/438,749, filed Feb. 21, 2017, 16 pages.

Non-Final Office Action dated Jun. 27, 2019, issued in connection with U.S. Appl. No. 16/437,437, filed Jun. 11, 2019, 8 pages.

Non-Final Office Action dated Jun. 27, 2019, issued in connection with U.S. Appl. No. 16/437,476, filed Jun. 11, 2019, 8 pages.

Non-Final Office Action dated Mar. 27, 2020, issued in connection with U.S. Appl. No. 16/790,621, filed Feb. 13, 2020, 8 pages.

Non-Final Office Action dated May 27, 2020, issued in connection with U.S. Appl. No. 16/715,713, filed Dec. 16, 2019, 14 pages.

Non-Final Office Action dated Oct. 27, 2020, issued in connection with U.S. Appl. No. 16/213,570, filed Dec. 7, 2018, 13 pages.

Non-Final Office Action dated Oct. 27, 2020, issued in connection with U.S. Appl. No. 16/715,984, filed Dec. 16, 2019, 14 pages.

Non-Final Office Action dated Oct. 27, 2020, issued in connection with U.S. Appl. No. 16/819,755, filed Mar. 16, 2020, 8 pages.

Non-Final Office Action dated Oct. 28, 2019, issued in connection with U.S. Appl. No. 16/145,275, filed Sep. 28, 2018, 11 pages.

Non-Final Office Action dated Mar. 29, 2019, issued in connection with U.S. Appl. No. 16/102,650, filed Aug. 13, 2018, 11 pages.

Non-Final Office Action dated Mar. 29, 2021, issued in connection with U.S. Appl. No. 16/528,265, filed Jul. 31, 2019, 18 pages.

Non-Final Office Action dated Sep. 29, 2020, issued in connection with U.S. Appl. No. 16/402,617, filed May 3, 2019, 12 pages.

(56)

References Cited**OTHER PUBLICATIONS**

Non-Final Office Action dated Dec. 3, 2020, issued in connection with U.S. Appl. No. 16/145,275, filed Sep. 28, 2018, 11 pages.

Non-Final Office Action dated Jul. 3, 2019, issued in connection with U.S. Appl. No. 15/948,541, filed Apr. 9, 2018, 7 pages.

Non-Final Office Action dated May 3, 2019, issued in connection with U.S. Appl. No. 16/178,122, filed Nov. 1, 2018, 14 pages.

Advisory Action dated Feb. 28, 2022, issued in connection with U.S. Appl. No. 16/813,643, filed Mar. 9, 2020, 3 pages.

Advisory Action dated Sep. 8, 2021, issued in connection with U.S. Appl. No. 16/168,389, filed Oct. 23, 2018, 4 pages.

Audhkhasi Kartik et al. End-to-end ASR-free keyword search from speech. 2017 IEEE International Conference on Acoustics, Speech and Signal Processing, Mar. 5, 2017, 7 pages.

Australian Patent Office, Australian Examination Report Action dated May 19, 2022, issued in connection with Australian Application No. 2021212112, 2 pages.

Australian Pai Ent Office, Australian Examination Report Action dated Mar. 4, 2022, issued in connection with Australian Application No. 2021202786, 2 pages.

Canadian Patent Office, Canadian Examination Report dated Dec. 1, 2021, issued in connection with Canadian Application No. 3096442, 4 pages.

Canadian Patent Office, Canadian Examination Report dated Nov. 2, 2021, issued in connection with Canadian Application No. 3067776, 4 pages.

Canadian Patent Office, Canadian Examination Report dated Oct. 26, 2021, issued in connection with Canadian Application No. 3072492, 3 pages.

Canadian Patent Office, Canadian Examination Report dated Mar. 29, 2022, issued in connection with Canadian Application No. 3111322, 3 pages.

Canadian Patent Office, Canadian Examination Report dated Jun. 7, 2022, issued in connection with Canadian Application No. 3105494, 5 pages.

Chinese Patent Office, First Office Action and Translation dated Jun. 1, 2021, issued in connection with Chinese Application No. 201980089721.5, 21 pages.

Chinese Patent Office, First Office Action and Translation dated Dec. 1, 2021, issued in connection with Chinese Application No. 201780077204.7, 11 pages.

Chinese Patent Office, First Office Action and Translation dated Dec. 20, 2021, issued in connection with Chinese Application No. 202010302650.7, 10 pages.

Chinese Patent Office, Second Office Action and Translation dated Mar. 3, 2022, issued in connection with Chinese Application No. 201880077216.4, 11 pages.

Chung et al. Empirical Evaluation of Gated Recurrent Neural Network on Sequence Modeling. Dec. 11, 2014, 9 pages.

Couke et al. Efficient Keyword Spotting using Dilated Convolutions and Gating. arXiv:1811.07684v2, Feb. 18, 2019, 5 pages.

European Patent Office, Decision to Refuse European Patent Application dated May 30, 2022, issued in connection with European Patent Application 17200837.7, 4 pages.

European Patent Office, European EPC Article 94.3 dated Mar. 11, 2022, issued in connection with European Application No. 19731415.6, 7 pages.

European Patent Office, European EPC Article 94.3 dated Nov. 11, 2021, issued in connection with European Application No. 19784172.9, 5 pages.

European Patent Office, European EPC Article 94.3 dated May 2, 2022, issued in connection with European Application No. 20185599.6, 7 pages.

European Patent Office, European EPC Article 94.3 dated Jun. 21, 2022, issued in connection with European Application No. 19780508.8, 5 pages.

European Patent Office, European EPC Article 94.3 dated Mar. 3, 2022, issued in connection with European Application No. 19740292.8, 10 pages.

European Patent Office, European EPC Article 94.3 dated Jun. 30, 2022, issued in connection with European Application No. 19765953.5, 4 pages.

European Patent Office, European Extended Search Report dated Oct. 7, 2021, issued in connection with European Application No. 21193616.6, 9 pages.

European Patent Office, European Extended Search Report dated Jun. 23, 2022, issued in connection with European Application No. 22153180.9, 6 pages.

European Patent Office, European Extended Search Report dated Jun. 30, 2022, issued in connection with European Application No. 21212763.3, 9 pages.

European Patent Office, European Extended Search Report dated Jul. 8, 2022, issued in connection with European Application No. 22153523.0, 9 pages.

European Patent Office, European Search Report dated Mar. 1, 2022, issued in connection with European Application No. 21180778.9, 9 pages.

European Patent Office, Extended Search Report dated Aug. 13, 2021, issued in connection with European Patent Application No. 21164130.3, 11 pages.

European Patent Office, Extended Search Report dated May 16, 2018, issued in connection with European Patent Application No. 17200837.7, 11 pages.

European Patent Office, Extended Search Report dated May 29, 2020, issued in connection with European Patent Application No. 19209389.6, 8 pages.

European Patent Office, Summons to Attend Oral Proceedings dated Jul. 15, 2022, issued in connection with European Application No. 17792272.1, 11 pages.

European Patent Office, Summons to Attend Oral Proceedings dated Feb. 4, 2022, issued in connection with European Application No. 17757075.1, 10 pages.

European Patent Office, Summons to Attend Oral Proceedings dated Dec. 9, 2021, issued in connection with European Application No. 17200837.7, 10 pages.

Final Office Action dated Jun. 1, 2022, issued in connection with U.S. Appl. No. 16/806,747, filed Mar. 2, 2020, 20 pages.

Final Office Action dated Dec. 17, 2021, issued in connection with U.S. Appl. No. 16/813,643, filed Mar. 9, 2020, 12 pages.

Final Office Action dated Mar. 21, 2022, issued in connection with U.S. Appl. No. 16/153,530, filed Oct. 5, 2018, 23 pages.

Final Office Action dated Jul. 27, 2022, issued in connection with U.S. Appl. No. 16/989,350, filed Aug. 10, 2020, 15 pages.

Final Office Action dated Nov. 29, 2021, issued in connection with U.S. Appl. No. 17/236,559, filed Apr. 21, 2021, 11 pages.

Final Office Action dated Oct. 4, 2021, issued in connection with U.S. Appl. No. 16/806,747, filed Mar. 2, 2020, 17 pages.

Final Office Action dated Jun. 7, 2022, issued in connection with U.S. Appl. No. 16/736,725, filed Jan. 7, 2020, 14 pages.

International Bureau, International Preliminary Report on Patentability and Written Opinion, dated Aug. 10, 2021, issued in connection with International Application No. PCT/US2020/017150, filed on Feb. 7, 2020, 20 pages.

International Bureau, International Preliminary Report on Patentability and Written Opinion, dated Mar. 10, 2020, issued in connection with International Application No. PCT/US2018/050050, filed on Sep. 7, 2018, 7 pages.

International Bureau, International Preliminary Report on Patentability and Written Opinion, dated Feb. 5, 2019, issued in connection with International Application No. PCT/US2017/045521, filed on Aug. 4, 2017, 7 pages.

International Bureau, International Preliminary Report on Patentability and Written Opinion, dated Feb. 5, 2019, issued in connection with International Application No. PCT/US2017/045551, filed on Aug. 4, 2017, 9 pages.

International Bureau, International Preliminary Report on Patentability, dated Jul. 21, 2022, issued in connection with International Application No. PCT/US2021/070007, filed on Jan. 6, 2021, 8 pages.

(56)

References Cited**OTHER PUBLICATIONS**

International Bureau, International Preliminary Report on Patentability, dated Apr. 26, 2022, issued in connection with International Application No. PCT/US2020/056632, filed on Oct. 21, 2020, 7 pages.

International Bureau, International Search Report and Written Opinion dated Nov. 14, 2017, issued in connection with International Application No. PCT/US2017/045521, filed on Aug. 4, 2017, 10 pages.

International Bureau, International Search Report and Written Opinion dated Dec. 6, 2018, issued in connection with International Application No. PCT/US2018/050050, filed on Sep. 7, 2018, 9 pages.

International Bureau, International Search Report and Written Opinion dated Oct. 6, 2017, issued in connection with International Application No. PCT/US2017/045551, filed on Aug. 4, 2017, 12 pages.

International Searching Authority, International Search Report and Written Opinion dated Feb. 8, 2021, issued in connection with International Application No. PCT/EP2020/082243, filed on Nov. 16, 2020, 10 pages.

International Searching Authority, International Search Report and Written Opinion dated Feb. 12, 2021, issued in connection with International Application No. PCT/US2020/056632, filed on Oct. 21, 2020, 10 pages.

International Searching Authority, International Search Report and Written Opinion dated Apr. 23, 2021, issued in connection with International Application No. PCT/US2020/066231, filed Dec. 18, 2020, 9 pages.

Japanese Patent Office, Decision of Refusal and Translation dated Jul. 26, 2022, issued in connection with Japanese Patent Application No. 2020-513852, 10 pages.

Japanese Patent Office, Notice of Reasons for Refusal and Translation dated Nov. 28, 2021, issued in connection with Japanese Patent Application No. 2020-550102, 9 pages.

Japanese Patent Office, Office Action dated Dec. 7, 2021, issued in connection with Japanese Patent Application No. 2020-513852, 6 pages.

Kim et al. Character-Aware Neural Language Models. Retrieved from the Internet: URL: <https://arxiv.org/pdf/1508.06615v3.pdf>, Oct. 16, 2015, 9 pages.

Korean Patent Office, Korean Examination Report and Translation dated Apr. 19, 2022, issued in connection with Korean Application No. 10-2021-7008937, 14 pages.

Korean Patent Office, Korean Examination Report and Translation dated Nov. 25, 2021, issued in connection with Korean Application No. 10-2021-7008937, 14 pages.

Korean Patent Office, Korean Examination Report and Translation dated Jul. 26, 2022, issued in connection with Korean Application No. 10-2022-7016656, 17 pages.

Korean Patent Office, Korean Examination Report and Translation dated Dec. 27, 2021, issued in connection with Korean Application No. 10-2021-7008937, 22 pages.

Korean Patent Office, Korean Office Action and Translation dated Oct. 14, 2021, issued in connection with Korean Application No. 10-2020-7011843, 29 pages.

Lengerich et al. An End-to-End Architecture for Keyword Spotting and Voice Activity Detection, arXiv:1611.09405v1, Nov. 28, 2016, 5 pages.

Matrix—The Ultimate Development Board Sep. 14, 2019 Matrix—The Ultimate Development Board Sep. 14, 2019 <https://web.archive.org/web/20190914035838/https://www.matrix.one/>, 1 page.

Molina et al., "Maximum Entropy-Based Reinforcement Learning Using a Confidence Measure in Speech Recognition for Telephone Speech," in IEEE Transactions on Audio, Speech, and Language Processing, vol. 18, No. 5, pp. 1041-1052, Jul. 2010, doi: 10.1109/TASL.2009.2032618. [Retrieved online] URL <https://ieeexplore.ieee.org/document/5247099?partnum=5247099&searchProductType=IEEE%20Journals%20Transactions>.

Non-Final Office Action dated Oct. 13, 2021, issued in connection with U.S. Appl. No. 16/679,538, filed Nov. 11, 2019, 8 pages.

Non-Final Office Action dated Sep. 16, 2021, issued in connection with U.S. Appl. No. 16/879,553, filed May 20, 2020, 24 pages.

Non-Final Office Action dated Aug. 17, 2021, issued in connection with U.S. Appl. No. 17/236,559, filed Apr. 21, 2021, 10 pages.

Non-Final Office Action dated Sep. 2, 2021, issued in connection with U.S. Appl. No. 16/947,895, filed Aug. 24, 2020, 16 pages.

Non-Final Office Action dated Mar. 23, 2022, issued in connection with U.S. Appl. No. 16/907,953, filed Jun. 22, 2020, 7 pages.

Non-Final Office Action dated May 24, 2022, issued in connection with U.S. Appl. No. 17/101,949, filed Nov. 23, 2020, 10 pages.

Non-Final Office Action dated May 26, 2022, issued in connection with U.S. Appl. No. 16/989,805, filed Aug. 10, 2020, 14 pages.

Non-Final Office Action dated Oct. 26, 2021, issued in connection with U.S. Appl. No. 16/736,725, filed Jan. 7, 2020, 12 pages.

Non-Final Office Action dated Mar. 28, 2022, issued in connection with U.S. Appl. No. 17/222,151, filed Apr. 5, 2021, 5 pages.

Non-Final Office Action dated Oct. 28, 2021, issued in connection with U.S. Appl. No. 16/378,516, filed Apr. 8, 2019, 10 pages.

Non-Final Office Action dated Oct. 28, 2021, issued in connection with U.S. Appl. No. 17/247,736, filed Dec. 21, 2020, 12 pages.

Non-Final Office Action dated Nov. 29, 2021, issued in connection with U.S. Appl. No. 16/989,350, filed Aug. 10, 2020, 15 pages.

Non-Final Office Action dated Jan. 4, 2022, issued in connection with U.S. Appl. No. 16/879,549, filed May 20, 2020, 14 pages.

Non-Final Office Action dated Nov. 5, 2021, issued in connection with U.S. Appl. No. 16/153,530, filed Oct. 5, 2018, 21 pages.

Non-Final Office Action dated Dec. 7, 2021, issued in connection with U.S. Appl. No. 16/168,389, filed Oct. 23, 2018, 36 pages.

Non-Final Office Action dated Jan. 7, 2022, issued in connection with U.S. Appl. No. 17/135,123, filed Dec. 28, 2020, 16 pages.

Non-Final Office Action dated Mar. 7, 2022, issued in connection with U.S. Appl. No. 16/812,758, filed Mar. 9, 2020, 18 pages.

Non-Final Office Action dated Feb. 8, 2022, issued in connection with U.S. Appl. No. 16/806,747, filed Mar. 2, 2020, 17 pages.

Notice of Allowance dated Feb. 1, 2022, issued in connection with U.S. Appl. No. 16/439,046, filed Jun. 12, 2019, 9 pages.

Notice of Allowance dated Mar. 1, 2022, issued in connection with U.S. Appl. No. 16/879,549, filed May 20, 2020, 9 pages.

Notice of Allowance dated Sep. 1, 2021, issued in connection with U.S. Appl. No. 15/936,177, filed Mar. 26, 2018, 22 pages.

Notice of Allowance dated Jun. 10, 2022, issued in connection with U.S. Appl. No. 16/879,549, filed May 20, 2020, 8 pages.

Notice of Allowance dated May 11, 2022, issued in connection with U.S. Appl. No. 17/135,123, filed Dec. 28, 2020, 8 pages.

Notice of Allowance dated Jul. 12, 2022, issued in connection with U.S. Appl. No. 16/907,953, filed Jun. 22, 2020, 8 pages.

Notice of Allowance dated Jul. 12, 2022, issued in connection with U.S. Appl. No. 17/391,404, filed Aug. 2, 2021, 13 pages.

Notice of Allowance dated Apr. 13, 2022, issued in connection with U.S. Appl. No. 17/236,559, filed Apr. 21, 2021, 7 pages.

Notice of Allowance dated Dec. 13, 2021, issued in connection with U.S. Appl. No. 16/879,553, filed May 20, 2020, 15 pages.

Notice of Allowance dated Jan. 14, 2022, issued in connection with U.S. Appl. No. 16/966,397, filed Jul. 30, 2020, 5 pages.

Notice of Allowance dated Oct. 15, 2021, issued in connection with U.S. Appl. No. 16/213,570, filed Dec. 7, 2018, 8 pages.

Notice of Allowance dated Sep. 15, 2021, issued in connection with U.S. Appl. No. 16/685,135, filed Nov. 15, 2019, 10 pages.

Notice of Allowance dated Jul. 18, 2022, issued in connection with U.S. Appl. No. 17/222,151, filed Apr. 5, 2021, 5 pages.

Notice of Allowance dated Dec. 2, 2021, issued in connection with U.S. Appl. No. 16/841,116, filed Apr. 6, 2020, 5 pages.

Notice of Allowance dated Jun. 20, 2022, issued in connection with U.S. Appl. No. 16/947,895, filed Aug. 24, 2020, 7 pages.

Notice of Allowance dated Oct. 20, 2021, issued in connection with U.S. Appl. No. 16/439,032, filed Jun. 12, 2019, 8 pages.

Notice of Allowance dated Dec. 21, 2021, issued in connection with U.S. Appl. No. 16/271,550, filed Feb. 8, 2019, 11 pages.

Notice of Allowance dated Nov. 22, 2021, issued in connection with U.S. Appl. No. 16/834,483, filed Mar. 30, 2020, 10 pages.

(56)

References Cited**OTHER PUBLICATIONS**

Notice of Allowance dated Aug. 23, 2021, issued in connection with U.S. Appl. No. 16/109,375, filed Aug. 22, 2018, 10 pages.

Notice of Allowance dated Mar. 24, 2022, issued in connection with U.S. Appl. No. 16/378,516, filed Apr. 8, 2019, 7 pages.

Notice of Allowance dated Oct. 25, 2021, issued in connection with U.S. Appl. No. 16/723,909, filed Dec. 20, 2019, 11 pages.

Notice of Allowance dated Jun. 27, 2022, issued in connection with U.S. Appl. No. 16/812,758, filed Mar. 9, 2020, 16 pages.

Notice of Allowance dated Sep. 29, 2021, issued in connection with U.S. Appl. No. 16/876,493, filed May 18, 2020, 5 pages.

Notice of Allowance dated Mar. 3, 2022, issued in connection with U.S. Appl. No. 16/679,538, filed Nov. 11, 2019, 7 pages.

Notice of Allowance dated Apr. 8, 2022, issued in connection with U.S. Appl. No. 16/813,643, filed Mar. 9, 2020, 7 pages.

Notice of Allowance dated Nov. 8, 2021, issued in connection with U.S. Appl. No. 17/008,104, filed Aug. 31, 2020, 9 pages.

Notice of Allowance dated Dec. 9, 2021, issued in connection with U.S. Appl. No. 16/845,946, filed Apr. 10, 2020, 10 pages.

Notice of Allowance dated Feb. 9, 2022, issued in connection with U.S. Appl. No. 17/247,736, filed Dec. 21, 2020, 8 pages.

Pre-Appeal Brief Decision dated Jan. 18, 2022, issued in connection with U.S. Appl. No. 16/806,747, filed Mar. 2, 2020, 2 pages.

Rybakov et al. Streaming keyword spotting on mobile devices, arXiv:2005.06720v2, Jul. 29, 2020, 5 pages.

Shan et al. Attention-based End-to-End Models for Small-Footprint Keyword Spotting, arXiv:1803.10916v1, Mar. 29, 2018, 5 pages.

Snips: How to Snips—Assistant creation & Installation, Jun. 26, 2017, 6 pages.

Speidel, Hans. Chatbot Training: How to use training data to provide fully automated customer support. Retrieved from the Internet: URL: <https://www.crowdguru.de/wp-content/uploads/Case-Study-Chatbox-training-How-to-use-training-data-to-provide-fully-automated-customer-support.pdf>. Jun. 29, 2017, 4 pages.

Tsung-Hsien Wen et al.: “A Network-based End-to-End Trainable Task-oriented Dialogue System”, CORR (Arxiv), vol. 1604.04562v1, Apr. 15, 2016 (Apr. 15, 2016), pp. 1-11.

Wen et al. A Network-based End-to-End Trainable Task-oriented Dialogue System, CORR (Arxiv), Apr. 15, 2016, 11 pages.

Wikipedia. “The Wayback Machine”, Speech recognition software for Linux, Sep. 22, 2016, 4 pages. [retrieved on Mar. 28, 2022], Retrieved from the Internet: URL: https://web.archive.org/web/20160922151304/https://en.wikipedia.org/wiki/Speech_recognition_software_for_Linux.

Xiaoguang et al. “Robust Small-Footprint Keyword Spotting Using Sequence-To-Sequence Model with Connectionist Temporal Classifier”, 2019 IEEE, Sep. 28, 2019, 5 pages.

European Patent Office, European Extended Search Report dated Apr. 22, 2022, issued in connection with European Application No. 21195031.6, 14 pages.

International Bureau, International Preliminary Report on Patentability and Written Opinion, dated Mar. 31, 2020, issued in connection with International Application No. PCT/US2018/053517, filed on Sep. 28, 2018, 10 pages.

* cited by examiner

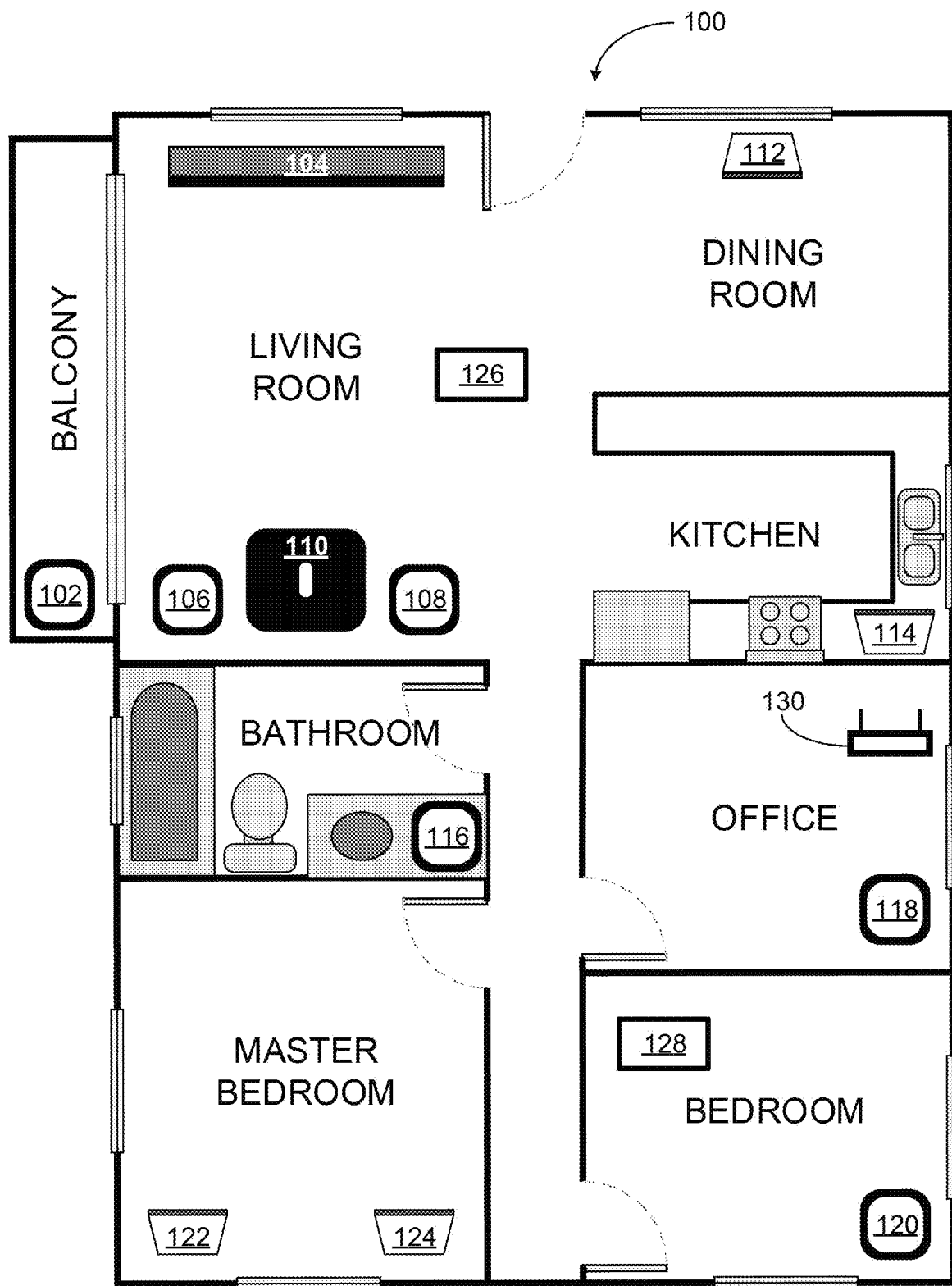


FIGURE 1

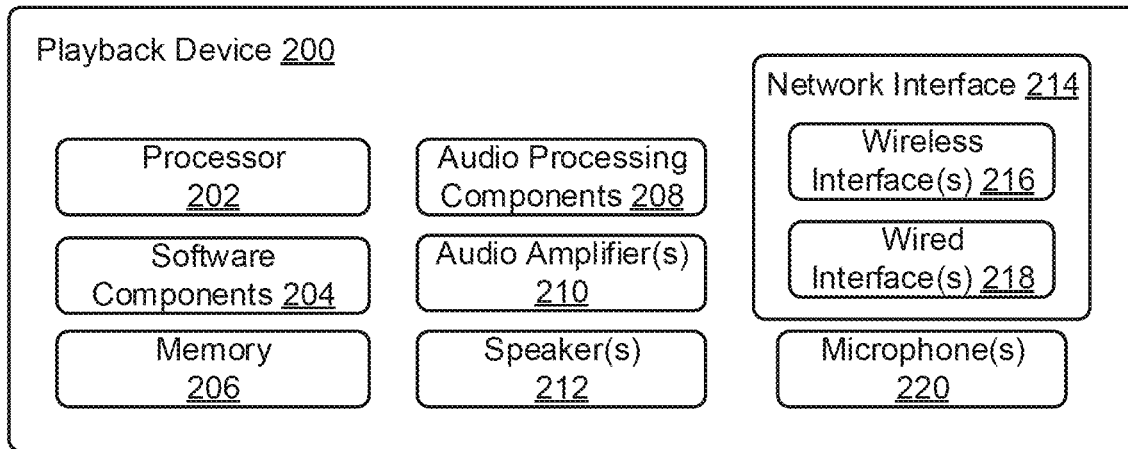


FIGURE 2

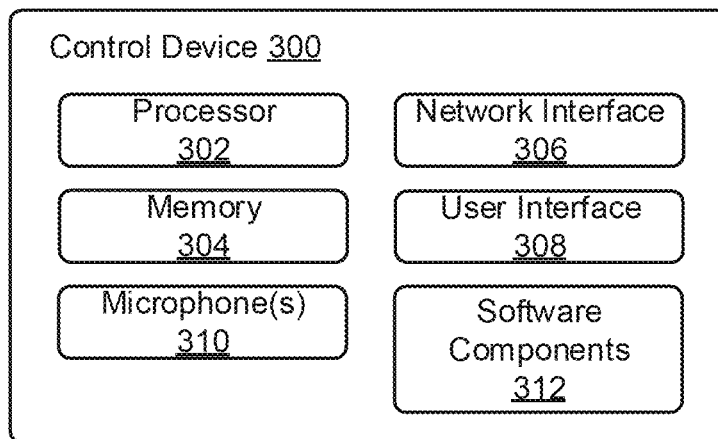


FIGURE 3

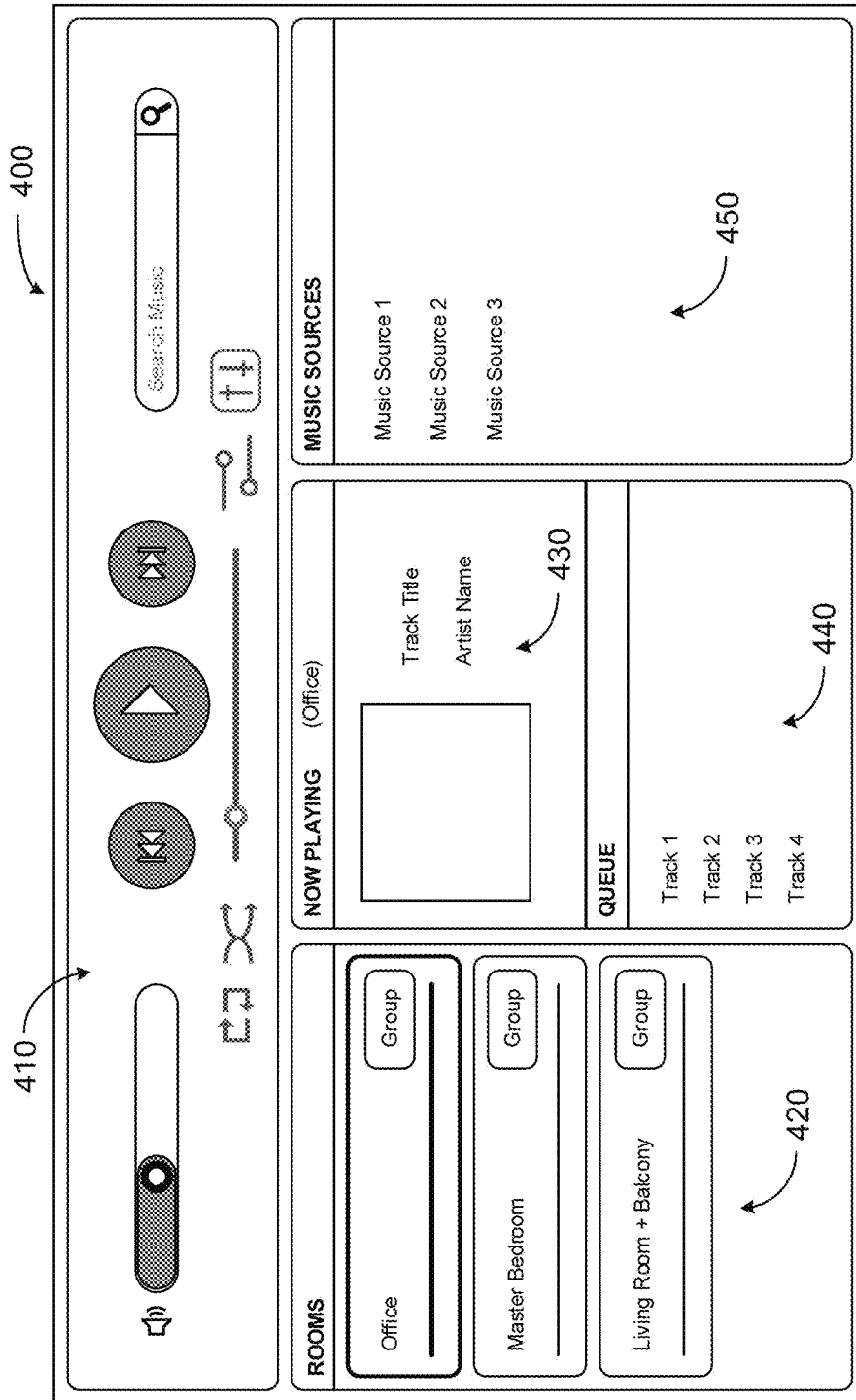


FIGURE 4

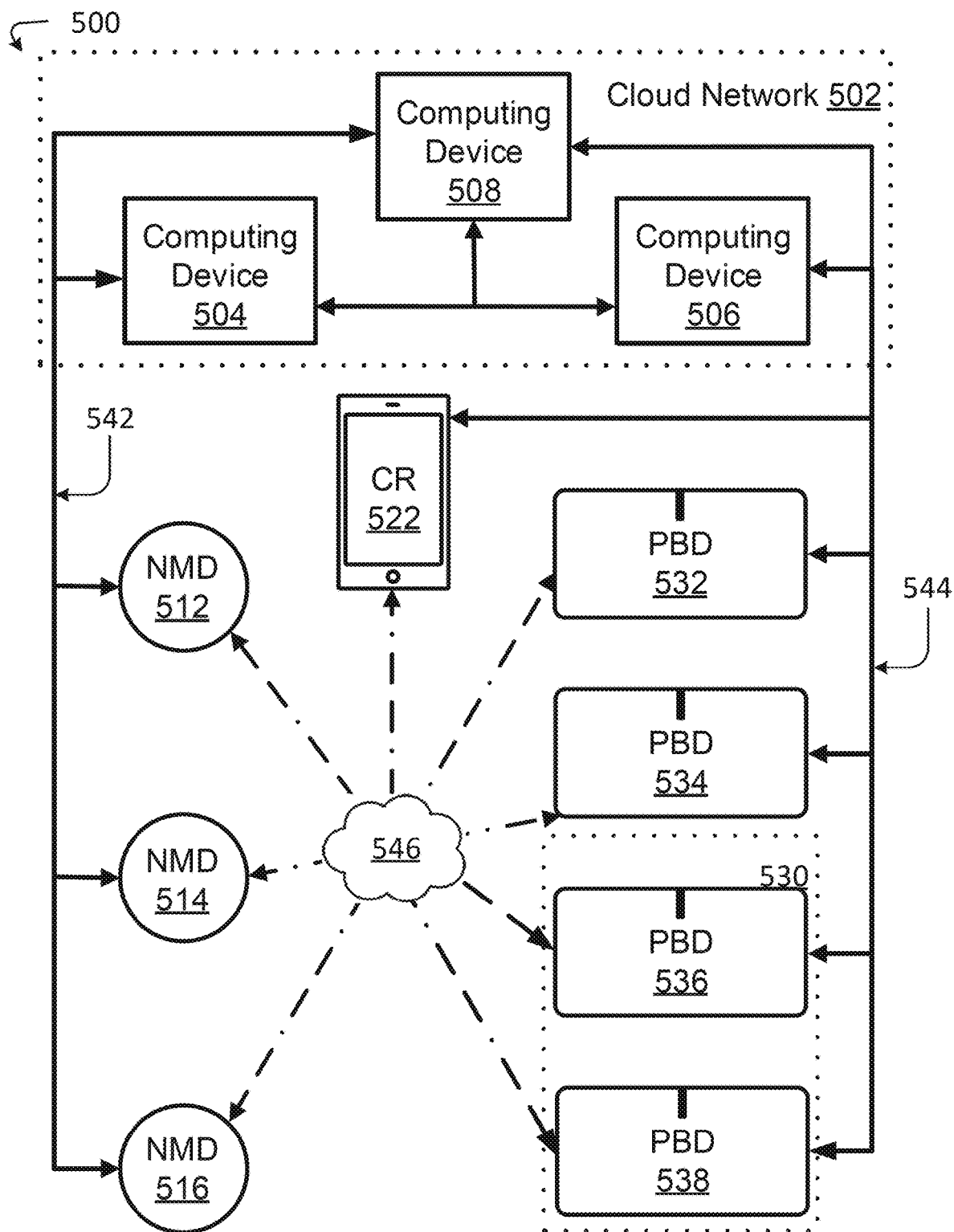


FIGURE 5

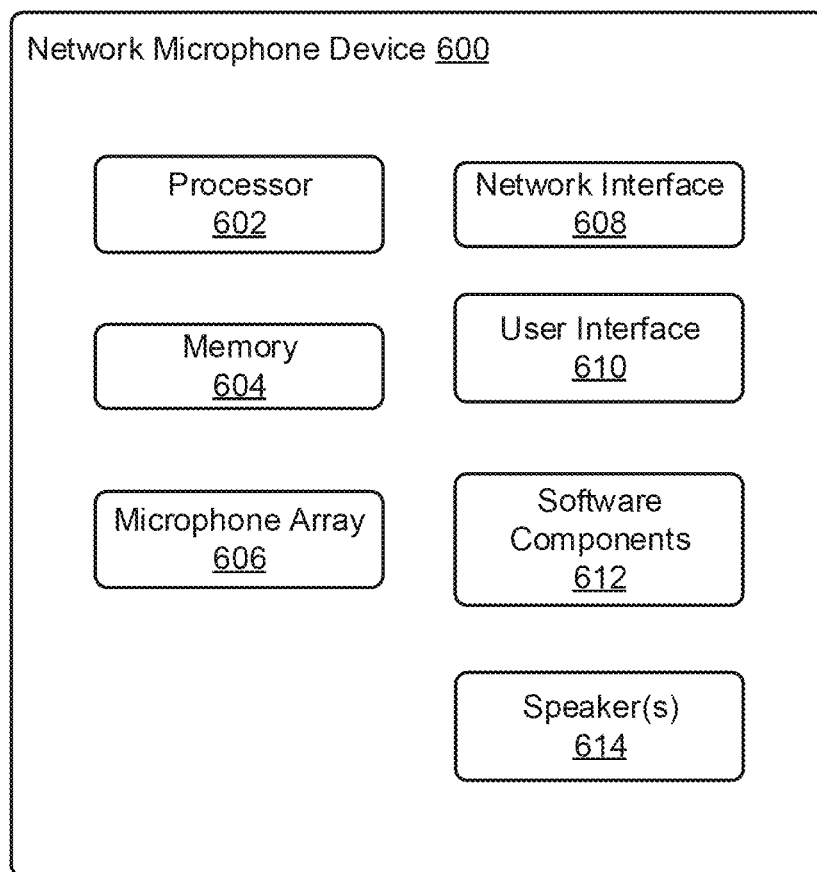


FIGURE 6

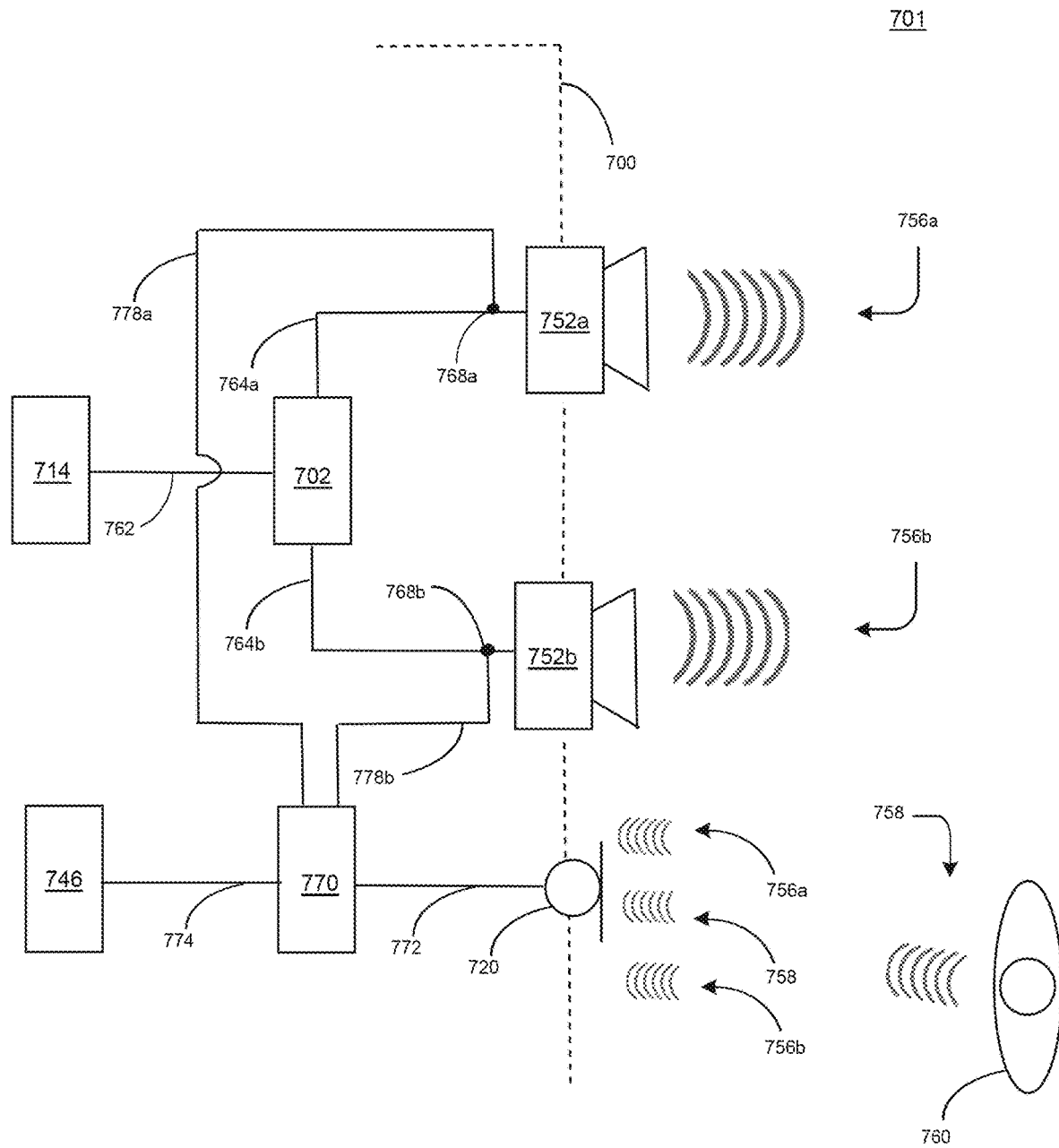


FIGURE 7

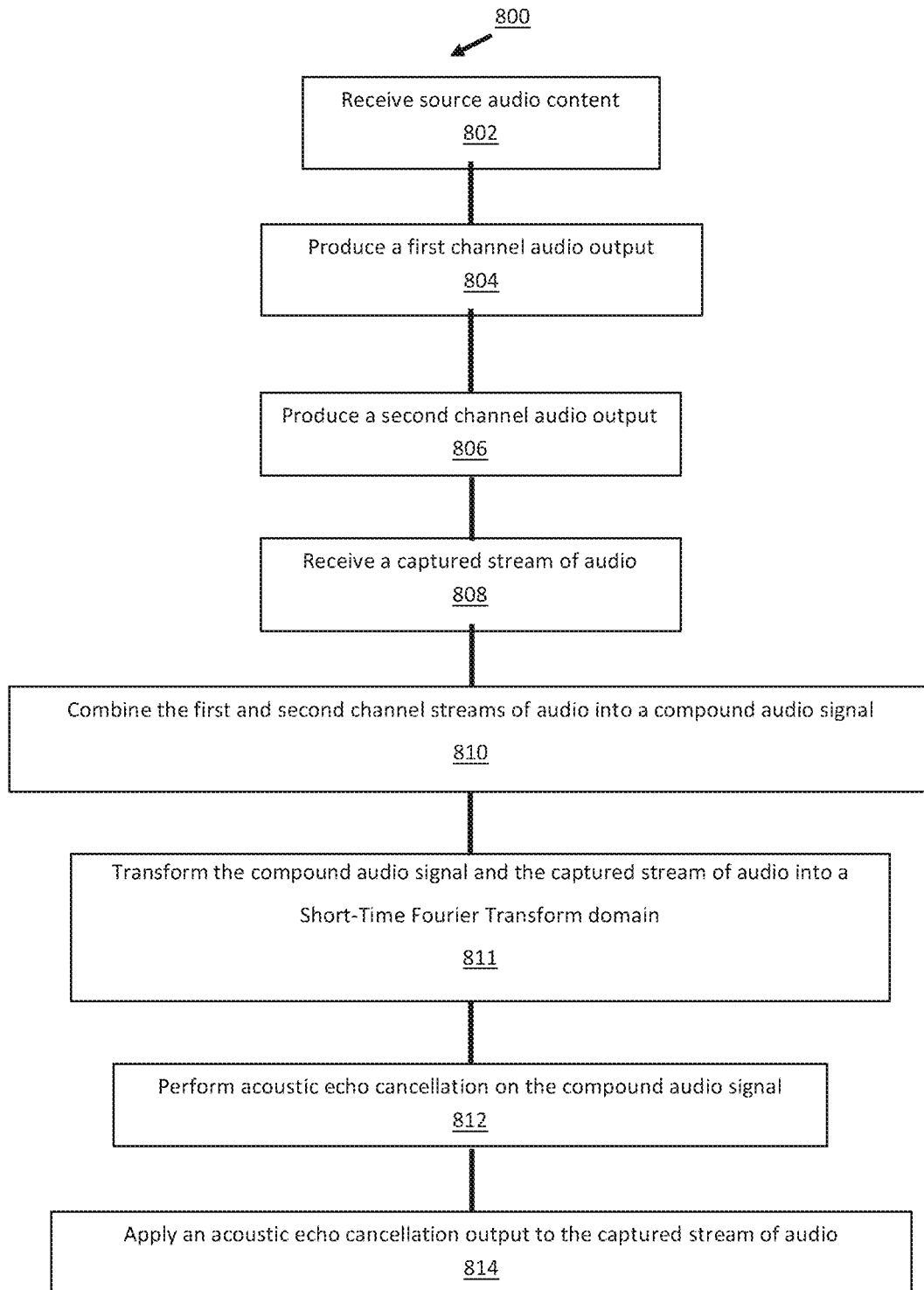


FIGURE 8

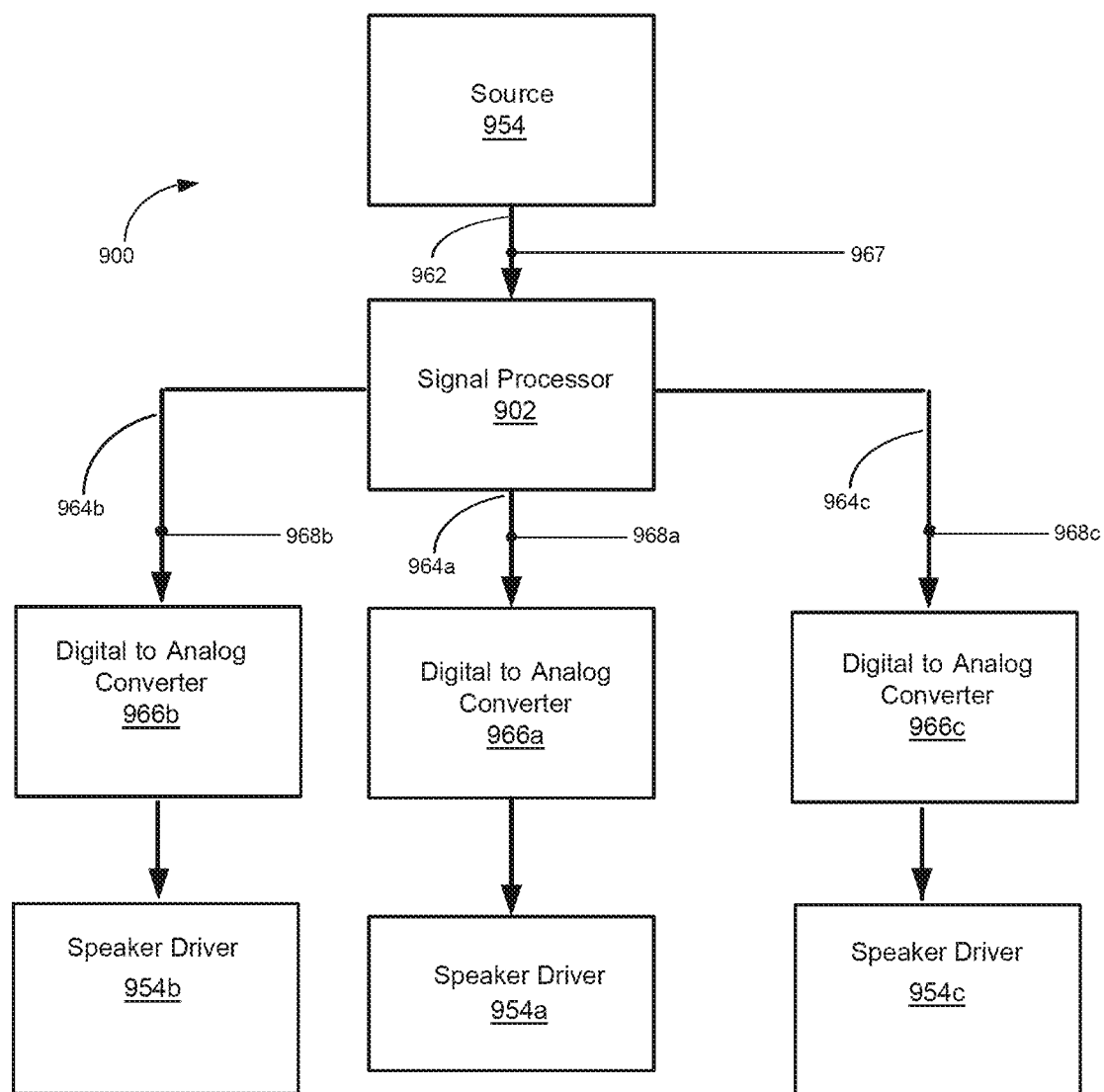


FIGURE 9

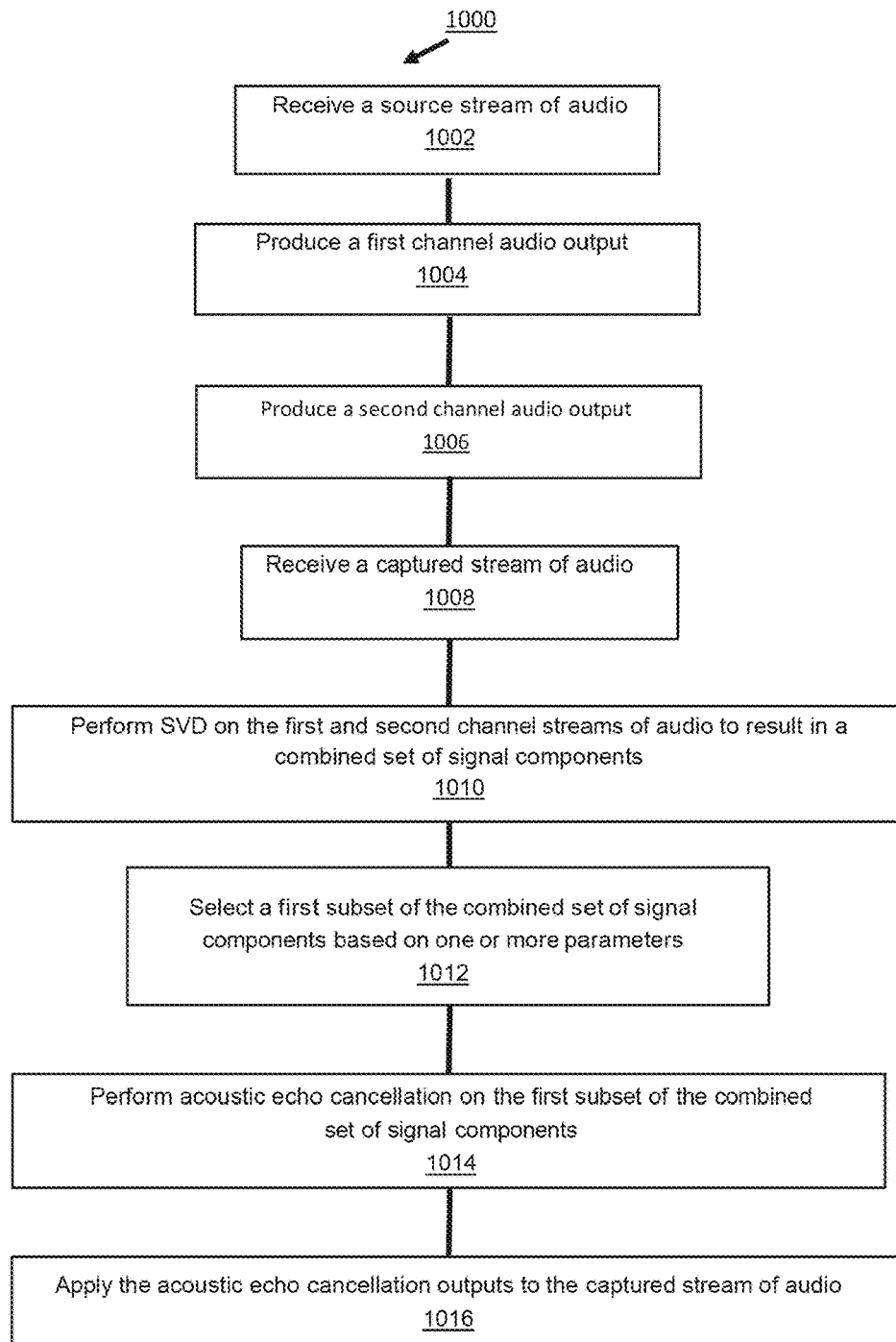


FIGURE 10

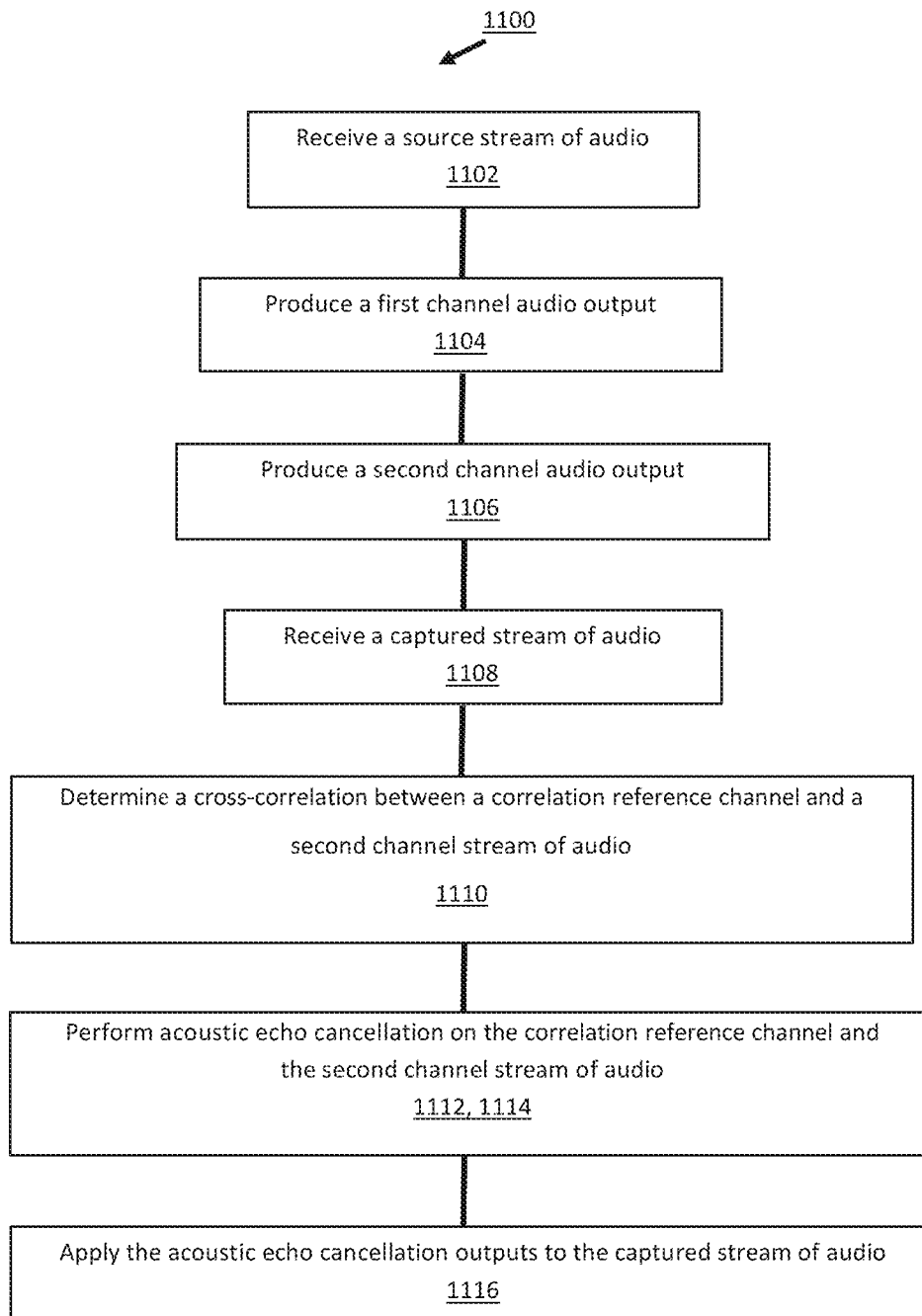


FIGURE 11

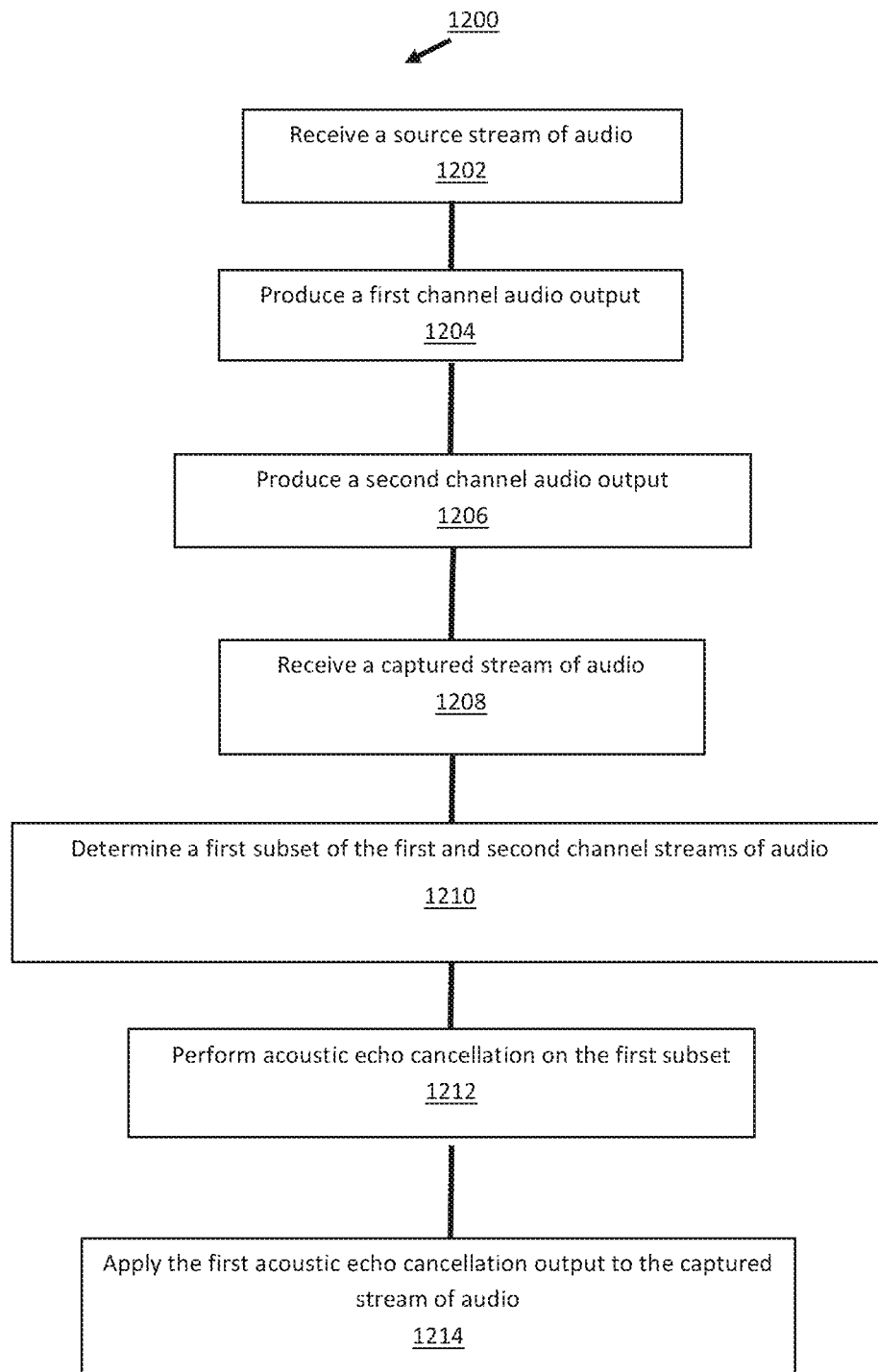


FIGURE 12

1

MULTI-CHANNEL ACOUSTIC ECHO CANCELLATION

CROSS-REFERENCE TO RELATED APPLICATION

The present application claims the benefit of priority as a continuation under 35 U.S.C. § 120 to U.S. patent application Ser. No. 16/598,125, filed on Oct. 10, 2019, entitled “Multi-Channel Acoustic Echo Cancellation,” which is a continuation of U.S. patent application Ser. No. 15/718,911, filed on Sep. 28, 2017, entitled “Multi-Channel Acoustic Echo Cancellation,” the contents of each of which are herein incorporated by reference in their entirety for all purposes.

FIELD OF THE DISCLOSURE

The disclosure is related to consumer goods and, more particularly, to methods, systems, products, features, services, and other elements directed to media playback or some aspect thereof.

BACKGROUND

Options for accessing and listening to digital audio in an out-loud setting were limited until in 2003, when SONOS, Inc. filed for one of its first patent applications, entitled “Method for Synchronizing Audio Playback between Multiple Networked Devices,” and began offering a media playback system for sale in 2005. The Sonos Wireless HiFi System enables people to experience music from many sources via one or more networked playback devices. Through a software control application installed on a smartphone, tablet, or computer, one can play what he or she wants in any room that has a networked playback device. Additionally, using the controller, for example, different songs can be streamed to each room with a playback device, rooms can be grouped together for synchronous playback, or the same song can be heard in all rooms synchronously.

Given the ever-growing interest in digital media, there continues to be a need to develop consumer-accessible technologies to further enhance the listening experience.

BRIEF DESCRIPTION OF THE DRAWINGS

Features, aspects, and advantages of the presently disclosed technology may be better understood with regard to the following description, appended claims, and accompanying drawings where:

FIG. 1 shows a media playback system configuration in which certain embodiments may be practiced;

FIG. 2 is a functional block diagram of an example playback device according to aspects described herein;

FIG. 3 is a functional block diagram of an example control device according to aspects described herein;

FIG. 4 is an example controller interface according to aspects described herein;

FIG. 5 is a schematic diagram of a plurality of network devices according to aspects described herein;

FIG. 6 is a functional block diagram of a network microphone device according to aspects described herein;

FIG. 7 is a schematic diagram of an example environment in which a playback device may be located;

FIG. 8 is a flow diagram of a method of operating a playback device according to aspects described herein;

FIG. 9 is a block diagram of an audio pipeline of a playback device;

2

FIG. 10 is a flow diagram of a method of operating a playback device;

FIG. 11 is a flow diagram of a method of operating a playback device; and

FIG. 12 is a flow diagram of a method of operating a playback device.

The drawings are for the purpose of illustrating example embodiments, but it is understood that the inventions are not limited to the arrangements and instrumentality shown in the drawings.

DETAILED DESCRIPTION

I. Overview

Some playback devices configured to play back music and/or other audio content also have voice control capabilities. These playback devices may be configured to receive vocal commands from a user via a microphone, analyze the received vocal commands, and translate the vocal commands for execution by the playback device. For example, if a user speaks a vocal command to “play the Rolling Stones”, the playback device may capture this command via the microphone, analyze and translate the command, and correspondingly play back music from the Rolling Stones.

However, in some instances, the user may issue vocal commands when the playback device is already playing back media, and the microphone may capture audio that corresponds to both the user’s vocal commands and the media output by the playback device. In such circumstances, the media that is output by the playback device may comprise “noise” that can obscure the user’s vocal command to the playback device. In other circumstances, the audio captured by the microphone of the media playback by the playback device may itself be interpreted as a voice command issued to the playback device, and the playback device may devote computational resources to determine the nature of this false “command” captured by the microphone.

Thus, performing acoustic echo cancellation on the captured signal may “filter out” the output of the media played back by the playback device, thereby increasing the signal-to-noise ratio of the signal captured by the microphone. Essentially, the acoustic echo cancellation process removes the unwanted audio played by the playback device from the audio signal captured by the microphone, thereby making the voice command on the captured audio more clear.

However, performing acoustic echo cancellation using a playback device having more than one speaker (e.g., a multi-channel playback system) may have associated disadvantages. Specifically, a stream of audio signals is typically sent to each of the two or more speaker drivers of the playback device, and each stream of audio signals must be individually filtered from the captured audio by acoustic echo cancellation. This filtering process typically requires a substantial amount of computational resources, which is often beyond the computational capabilities of a CPU of a typical playback device.

The examples provided herein involve methods, playback devices, and systems that allow multi-channel acoustic echo cancellation to be performed using less computational resources than the previously-described acoustic echo cancellation process. In some embodiments, multi-channel acoustic echo cancellation can be performed using existing CPUs of playback devices.

While some examples described herein may refer to functions performed by given actors such as “users” and/or other entities, it should be understood that this is for pur-

poses of explanation only. The claims should not be interpreted to require action by any such example actor unless explicitly required by the language of the claims themselves. It will be understood by one of ordinary skill in the art that this disclosure includes numerous other embodiments.

II. Example Operating Environment

FIG. 1 shows an example configuration of a media playback system 100 in which one or more embodiments disclosed herein may be practiced or implemented. The media playback system 100 as shown is associated with an example home environment having several rooms and spaces, such as for example, a master bedroom, an office, a dining room, and a living room. As shown in the example of FIG. 1, the media playback system 100 includes playback devices 102-124, control devices 126 and 128, and a wired or wireless network router 130.

Further discussions relating to the different components of the example media playback system 100 and how the different components may interact to provide a user with a media experience may be found in the following sections. While discussions herein may generally refer to the example media playback system 100, technologies described herein are not limited to applications within, among other things, the home environment as shown in FIG. 1. For instance, the technologies described herein may be useful in environments where multi-zone audio may be desired, such as, for example, a commercial setting like a restaurant, mall or airport, a vehicle like a sports utility vehicle (SUV), bus or car, a ship or boat, an airplane, and so on.

a. Example Playback Devices

FIG. 2 shows a functional block diagram of an example playback device 200 that may be configured to be one or more of the playback devices 102-124 of the media playback system 100 of FIG. 1. The playback device 200 may include a processor 202, software components 204, memory 206, audio processing components 208, audio amplifier(s) 210, speaker(s) 212, a network interface 214 including wireless interface(s) 216 and wired interface(s) 218, and microphone(s) 220. In one case, the playback device 200 may not include the speaker(s) 212, but rather a speaker interface for connecting the playback device 200 to external speakers. In another case, the playback device 200 may include neither the speaker(s) 212 nor the audio amplifier(s) 210, but rather an audio interface for connecting the playback device 200 to an external audio amplifier or audio-visual receiver.

In one example, the processor 202 may be a clock-driven computing component configured to process input data according to instructions stored in the memory 206. The memory 206 may be a tangible computer-readable medium configured to store instructions executable by the processor 202. For instance, the memory 206 may be data storage that can be loaded with one or more of the software components 204 executable by the processor 202 to achieve certain functions. In one example, the functions may involve the playback device 200 retrieving audio data from an audio source or another playback device. In another example, the functions may involve the playback device 200 sending audio data to another device or playback device on a network. In yet another example, the functions may involve pairing of the playback device 200 with one or more playback devices to create a multi-channel audio environment.

Certain functions may involve the playback device 200 synchronizing playback of audio content with one or more other playback devices. During synchronous playback, a

listener will preferably not be able to perceive time-delay differences between playback of the audio content by the playback device 200 and the one or more other playback devices. U.S. Pat. No. 8,234,395 entitled, "System and method for synchronizing operations among a plurality of independently clocked digital data processing devices," which is incorporated by reference herein in its entirety, provides detailed examples for audio playback synchronization among playback devices.

The memory 206 may further be configured to store data associated with the playback device 200, such as one or more zones and/or zone groups the playback device 200 is a part of, audio sources accessible by the playback device 200, or a playback queue that the playback device 200 (or some other playback device) may be associated with. The data may be stored as one or more state variables that are periodically updated and used to describe the state of the playback device 200. The memory 206 may also include the data associated with the state of the other devices of the media system, and shared from time to time among the devices so that one or more of the devices have the most recent data associated with the system. Other embodiments are also possible.

The audio processing components 208 may include one or more digital-to-analog converters (DAC), an audio pre-processing component, an audio enhancement component or a digital signal processor (DSP), and so on. In one embodiment, one or more of the audio processing components 208 may be a subcomponent of the processor 202. In one example, audio content may be processed and/or intentionally altered by the audio processing components 208 to produce audio signals. The produced audio signals may then be provided to the audio amplifier(s) 210 for amplification and playback through speaker(s) 212. Particularly, the audio amplifier(s) 210 may include devices configured to amplify audio signals to a level for driving one or more of the speakers 212. The speaker(s) 212 may include an individual transducer (e.g., a "driver") or a complete speaker system involving an enclosure with one or more drivers. A particular driver of the speaker(s) 212 may include, for example, a subwoofer (e.g., for very low frequencies), a midrange driver (e.g., for middle frequencies), and/or a tweeter (e.g., for high frequencies). In some cases, each transducer in the one or more speakers 212 may be driven by an individual corresponding audio amplifier of the audio amplifier(s) 210. In addition to producing analog signals for playback by the playback device 200, the audio processing components 208 may be configured to process audio content to be sent to one or more other playback devices for playback.

Audio content to be processed and/or played back by the playback device 200 may be received from an external source, such as via an audio line-in input connection (e.g., an auto-detecting 3.5 mm audio line-in connection) or the network interface 214.

The network interface 214 may be configured to facilitate a data flow between the playback device 200 and one or more other devices on a data network. As such, the playback device 200 may be configured to receive audio content over the data network from one or more other playback devices in communication with the playback device 200, network devices within a local area network, or audio content sources over a wide area network such as the Internet. In one example, the audio content and other signals transmitted and received by the playback device 200 may be transmitted in the form of digital packet data containing an Internet Protocol (IP)-based source address and IP-based destination addresses. In such a case, the network interface 214 may be

5

configured to parse the digital packet data such that the data destined for the playback device 200 is properly received and processed by the playback device 200.

As shown, the network interface 214 may include wireless interface(s) 216 and wired interface(s) 218. The wireless interface(s) 216 may provide network interface functions for the playback device 200 to wirelessly communicate with other devices (e.g., other playback device(s), speaker(s), receiver(s), network device(s), control device(s) within a data network the playback device 200 is associated with) in accordance with a communication protocol (e.g., any wireless standard including IEEE 802.11a, 802.11b, 802.11g, 802.11n, 802.11ac, 802.15, 4G mobile communication standard, and so on). The wired interface(s) 218 may provide network interface functions for the playback device 200 to communicate over a wired connection with other devices in accordance with a communication protocol (e.g., IEEE 802.3). While the network interface 214 shown in FIG. 2 includes both wireless interface(s) 216 and wired interface(s) 218, the network interface 214 may in some embodiments include only wireless interface(s) or only wired interface(s).

The microphone(s) 220 may be arranged to detect sound in the environment of the playback device 200. For instance, the microphone(s) may be mounted on an exterior wall of a housing of the playback device. The microphone(s) may be any type of microphone now known or later developed such as a condenser microphone, electret condenser microphone, or a dynamic microphone. The microphone(s) may be sensitive to a portion of the frequency range of the speaker(s) 220. One or more of the speaker(s) 220 may operate in reverse as the microphone(s) 220. In some aspects, the playback device 200 might not have microphone(s) 220.

In one example, the playback device 200 and one other playback device may be paired to play two separate audio components of audio content. For instance, playback device 200 may be configured to play a left channel audio component, while the other playback device may be configured to play a right channel audio component, thereby producing or enhancing a stereo effect of the audio content. The paired playback devices (also referred to as “bonded playback devices”) may further play audio content in synchrony with other playback devices.

In another example, the playback device 200 may be sonically consolidated with one or more other playback devices to form a single, consolidated playback device. A consolidated playback device may be configured to process and reproduce sound differently than an unconsolidated playback device or playback devices that are paired, because a consolidated playback device may have additional speaker drivers through which audio content may be rendered. For instance, if the playback device 200 is a playback device designed to render low frequency range audio content (i.e. a subwoofer), the playback device 200 may be consolidated with a playback device designed to render full frequency range audio content. In such a case, the full frequency range playback device, when consolidated with the low frequency playback device 200, may be configured to render only the mid and high frequency components of audio content, while the low frequency range playback device 200 renders the low frequency component of the audio content. The consolidated playback device may further be paired with a single playback device or yet another consolidated playback device.

By way of illustration, SONOS, Inc. presently offers (or has offered) for sale certain playback devices including a “PLAY:1,” “PLAY:3,” “PLAY:5,” “PLAYBAR,” “CON-

6

NECT:AMP,” “CONNECT,” and “SUB.” Any other past, present, and/or future playback devices may additionally or alternatively be used to implement the playback devices of example embodiments disclosed herein. Additionally, it is understood that a playback device is not limited to the example illustrated in FIG. 2 or to the SONOS product offerings. For example, a playback device may include a wired or wireless headphone. In another example, a playback device may include or interact with a docking station for personal mobile media playback devices. In yet another example, a playback device may be integral to another device or component such as a television, a lighting fixture, or some other device for indoor or outdoor use.

b. Example Playback Zone Configurations

Referring back to the media playback system 100 of FIG. 1, the environment may have one or more playback zones, each with one or more playback devices. The media playback system 100 may be established with one or more playback zones, after which one or more zones may be added, or removed to arrive at the example configuration shown in FIG. 1. Each zone may be given a name according to a different room or space such as an office, bathroom, master bedroom, bedroom, kitchen, dining room, living room, and/or balcony. In one case, a single playback zone may include multiple rooms or spaces. In another case, a single room or space may include multiple playback zones.

As shown in FIG. 1, the balcony, dining room, kitchen, bathroom, office, and bedroom zones each have one playback device, while the living room and master bedroom zones each have multiple playback devices. In the living room zone, playback devices 104, 106, 108, and 110 may be configured to play audio content in synchrony as individual playback devices, as one or more bonded playback devices, as one or more consolidated playback devices, or any combination thereof. Similarly, in the case of the master bedroom, playback devices 122 and 124 may be configured to play audio content in synchrony as individual playback devices, as a bonded playback device, or as a consolidated playback device.

In one example, one or more playback zones in the environment of FIG. 1 may each be playing different audio content. For instance, the user may be grilling in the balcony zone and listening to hip hop music being played by the playback device 102 while another user may be preparing food in the kitchen zone and listening to classical music being played by the playback device 114. In another example, a playback zone may play the same audio content in synchrony with another playback zone. For instance, the user may be in the office zone where the playback device 118 is playing the same rock music that is being playing by playback device 102 in the balcony zone. In such a case, playback devices 102 and 118 may be playing the rock music in synchrony such that the user may seamlessly (or at least substantially seamlessly) enjoy the audio content that is being played out-loud while moving between different playback zones. Synchronization among playback zones may be achieved in a manner similar to that of synchronization among playback devices, as described in previously referenced U.S. Pat. No. 8,234,395.

As suggested above, the zone configurations of the media playback system 100 may be dynamically modified, and in some embodiments, the media playback system 100 supports numerous configurations. For instance, if a user physically moves one or more playback devices to or from a zone, the media playback system 100 may be reconfigured to accommodate the change(s). For instance, if the user physically moves the playback device 102 from the balcony zone

to the office zone, the office zone may now include both the playback device 118 and the playback device 102. The playback device 102 may be paired or grouped with the office zone and/or renamed if so desired via a control device such as the control devices 126 and 128. On the other hand, if the one or more playback devices are moved to a particular area in the home environment that is not already a playback zone, a new playback zone may be created for the particular area.

Further, different playback zones of the media playback system 100 may be dynamically combined into zone groups or split up into individual playback zones. For instance, the dining room zone and the kitchen zone 114 may be combined into a zone group for a dinner party such that playback devices 112 and 114 may render audio content in synchrony. On the other hand, the living room zone may be split into a television zone including playback device 104, and a listening zone including playback devices 106, 108, and 110, if the user wishes to listen to music in the living room space while another user wishes to watch television.

c. Example Control Devices

FIG. 3 shows a functional block diagram of an example control device 300 that may be configured to be one or both of the control devices 126 and 128 of the media playback system 100. As shown, the control device 300 may include a processor 302, memory 304, a network interface 306, a user interface 308, microphone(s) 310, and software components 312. In one example, the control device 300 may be a dedicated controller for the media playback system 100. In another example, the control device 300 may be a network device on which media playback system controller application software may be installed, such as for example, an iPhone™ iPad™ or any other smart phone, tablet or network device (e.g., a networked computer such as a PC or Mac™).

The processor 302 may be configured to perform functions relevant to facilitating user access, control, and configuration of the media playback system 100. The memory 304 may be data storage that can be loaded with one or more of the software components executable by the processor 302 to perform those functions. The memory 304 may also be configured to store the media playback system controller application software and other data associated with the media playback system 100 and the user.

In one example, the network interface 306 may be based on an industry standard (e.g., infrared, radio, wired standards including IEEE 802.3, wireless standards including IEEE 802.11a, 802.11b, 802.11g, 802.11n, 802.11ac, 802.15, 4G mobile communication standard, and so on). The network interface 306 may provide a means for the control device 300 to communicate with other devices in the media playback system 100. In one example, data and information (e.g., such as a state variable) may be communicated between control device 300 and other devices via the network interface 306. For instance, playback zone and zone group configurations in the media playback system 100 may be received by the control device 300 from a playback device or another network device, or transmitted by the control device 300 to another playback device or network device via the network interface 306. In some cases, the other network device may be another control device.

Playback device control commands such as volume control and audio playback control may also be communicated from the control device 300 to a playback device via the network interface 306. As suggested above, changes to configurations of the media playback system 100 may also be performed by a user using the control device 300. The configuration changes may include adding/removing one or

more playback devices to/from a zone, adding/removing one or more zones to/from a zone group, forming a bonded or consolidated player, separating one or more playback devices from a bonded or consolidated player, among others. Accordingly, the control device 300 may sometimes be referred to as a controller, whether the control device 300 is a dedicated controller or a network device on which media playback system controller application software is installed.

Control device 300 may include microphone(s) 310. Microphone(s) 310 may be arranged to detect sound in the environment of the control device 300. Microphone(s) 310 may be any type of microphone now known or later developed such as a condenser microphone, electret condenser microphone, or a dynamic microphone. The microphone(s) may be sensitive to a portion of a frequency range. Two or more microphones 310 may be arranged to capture location information of an audio source (e.g., voice, audible sound) and/or to assist in filtering background noise.

The user interface 308 of the control device 300 may be configured to facilitate user access and control of the media playback system 100, by providing a controller interface such as the controller interface 400 shown in FIG. 4. The controller interface 400 includes a playback control region 410, a playback zone region 420, a playback status region 430, a playback queue region 440, and an audio content sources region 450. The user interface 400 as shown is just one example of a user interface that may be provided on a network device such as the control device 300 of FIG. 3 (and/or the control devices 126 and 128 of FIG. 1) and accessed by users to control a media playback system such as the media playback system 100. Other user interfaces of varying formats, styles, and interactive sequences may alternatively be implemented on one or more network devices to provide comparable control access to a media playback system.

The playback control region 410 may include selectable (e.g., by way of touch or by using a cursor) icons to cause playback devices in a selected playback zone or zone group to play or pause, fast forward, rewind, skip to next, skip to previous, enter/exit shuffle mode, enter/exit repeat mode, enter/exit cross fade mode. The playback control region 410 may also include selectable icons to modify equalization settings, and playback volume, among other possibilities.

The playback zone region 420 may include representations of playback zones within the media playback system 100. In some embodiments, the graphical representations of playback zones may be selectable to bring up additional selectable icons to manage or configure the playback zones in the media playback system, such as a creation of bonded zones, creation of zone groups, separation of zone groups, and renaming of zone groups, among other possibilities.

For example, as shown, a “group” icon may be provided within each of the graphical representations of playback zones. The “group” icon provided within a graphical representation of a particular zone may be selectable to bring up options to select one or more other zones in the media playback system to be grouped with the particular zone. Once grouped, playback devices in the zones that have been grouped with the particular zone will be configured to play audio content in synchrony with the playback device(s) in the particular zone. Analogously, a “group” icon may be provided within a graphical representation of a zone group. In this case, the “group” icon may be selectable to bring up options to deselect one or more zones in the zone group to be removed from the zone group. Other interactions and implementations for grouping and ungrouping zones via a user interface such as the user interface 400 are also pos-

sible. The representations of playback zones in the playback zone region **420** may be dynamically updated as playback zone or zone group configurations are modified.

The playback status region **430** may include graphical representations of audio content that is presently being played, previously played, or scheduled to play next in the selected playback zone or zone group. The selected playback zone or zone group may be visually distinguished on the user interface, such as within the playback zone region **420** and/or the playback status region **430**. The graphical representations may include track title, artist name, album name, album year, track length, and other relevant information that may be useful for the user to know when controlling the media playback system via the user interface **400**.

The playback queue region **440** may include graphical representations of audio content in a playback queue associated with the selected playback zone or zone group. In some embodiments, each playback zone or zone group may be associated with a playback queue containing information corresponding to zero or more audio items for playback by the playback zone or zone group. For instance, each audio item in the playback queue may comprise a uniform resource identifier (URI), a uniform resource locator (URL) or some other identifier that may be used by a playback device in the playback zone or zone group to find and/or retrieve the audio item from a local audio content source or a networked audio content source, possibly for playback by the playback device.

In one example, a playlist may be added to a playback queue, in which case information corresponding to each audio item in the playlist may be added to the playback queue. In another example, audio items in a playback queue may be saved as a playlist. In a further example, a playback queue may be empty, or populated but “not in use” when the playback zone or zone group is playing continuously streaming audio content, such as Internet radio that may continue to play until otherwise stopped, rather than discrete audio items that have playback durations. In an alternative embodiment, a playback queue can include Internet radio and/or other streaming audio content items and be “in use” when the playback zone or zone group is playing those items. Other examples are also possible.

When playback zones or zone groups are “grouped” or “ungrouped,” playback queues associated with the affected playback zones or zone groups may be cleared or re-associated. For example, if a first playback zone including a first playback queue is grouped with a second playback zone including a second playback queue, the established zone group may have an associated playback queue that is initially empty, that contains audio items from the first playback queue (such as if the second playback zone was added to the first playback zone), that contains audio items from the second playback queue (such as if the first playback zone was added to the second playback zone), or a combination of audio items from both the first and second playback queues. Subsequently, if the established zone group is ungrouped, the resulting first playback zone may be re-associated with the previous first playback queue, or be associated with a new playback queue that is empty or contains audio items from the playback queue associated with the established zone group before the established zone group was ungrouped. Similarly, the resulting second playback zone may be re-associated with the previous second playback queue, or be associated with a new playback queue that is empty, or contains audio items from the playback

queue associated with the established zone group before the established zone group was ungrouped. Other examples are also possible.

Referring back to the user interface **400** of FIG. **4**, the graphical representations of audio content in the playback queue region **440** may include track titles, artist names, track lengths, and other relevant information associated with the audio content in the playback queue. In one example, graphical representations of audio content may be selectable to bring up additional selectable icons to manage and/or manipulate the playback queue and/or audio content represented in the playback queue. For instance, a represented audio content may be removed from the playback queue, moved to a different position within the playback queue, or selected to be played immediately, or after any currently playing audio content, among other possibilities. A playback queue associated with a playback zone or zone group may be stored in a memory on one or more playback devices in the playback zone or zone group, on a playback device that is not in the playback zone or zone group, and/or some other designated device.

The audio content sources region **450** may include graphical representations of selectable audio content sources from which audio content may be retrieved and played by the selected playback zone or zone group. Discussions pertaining to audio content sources may be found in the following section.

d. Example Audio Content Sources

As indicated previously, one or more playback devices in a zone or zone group may be configured to retrieve for playback audio content (e.g. according to a corresponding URI or URL for the audio content) from a variety of available audio content sources. In one example, audio content may be retrieved by a playback device directly from a corresponding audio content source (e.g., a line-in connection). In another example, audio content may be provided to a playback device over a network via one or more other playback devices or network devices.

Example audio content sources may include a memory of one or more playback devices in a media playback system such as the media playback system **100** of FIG. **1**, local music libraries on one or more network devices (such as a control device, a network-enabled personal computer, or a networked-attached storage (NAS), for example), streaming audio services providing audio content via the Internet (e.g., the cloud), or audio sources connected to the media playback system via a line-in input connection on a playback device or network device, among other possibilities.

In some embodiments, audio content sources may be regularly added or removed from a media playback system such as the media playback system **100** of FIG. **1**. In one example, an indexing of audio items may be performed whenever one or more audio content sources are added, removed or updated. Indexing of audio items may involve scanning for identifiable audio items in all folders/directory shared over a network accessible by playback devices in the media playback system, and generating or updating an audio content database containing metadata (e.g., title, artist, album, track length, among others) and other associated information, such as a URI or URL for each identifiable audio item found. Other examples for managing and maintaining audio content sources may also be possible.

The above discussions relating to playback devices, controller devices, playback zone configurations, and media content sources provide only some examples of operating environments within which functions and methods described below may be implemented. Other operating

environments and configurations of media playback systems, playback devices, and network devices not explicitly described herein may also be applicable and suitable for implementation of the functions and methods.

e. Example Plurality of Networked Devices

FIG. 5 shows an example plurality of devices 500 that may be configured to provide an audio playback experience based on voice control. One having ordinary skill in the art will appreciate that the devices shown in FIG. 5 are for illustrative purposes only, and variations including different and/or additional devices may be possible. As shown, the plurality of devices 500 includes computing devices 504, 506, and 508; network microphone devices (NMDs) 512, 514, and 516; playback devices (PBDs) 532, 534, 536, and 538; and a controller device (CR) 522.

Each of the plurality of devices 500 may be network-capable devices that can establish communication with one or more other devices in the plurality of devices according to one or more network protocols, such as NFC, Bluetooth, Ethernet, and IEEE 802.11, among other examples, over one or more types of networks, such as wide area networks (WAN), local area networks (LAN), and personal area networks (PAN), among other possibilities.

As shown, the computing devices 504, 506, and 508 may be part of a cloud network 502. The cloud network 502 may include additional computing devices. In one example, the computing devices 504, 506, and 508 may be different servers. In another example, two or more of the computing devices 504, 506, and 508 may be modules of a single server. Analogously, each of the computing device 504, 506, and 508 may include one or more modules or servers. For ease of illustration purposes herein, each of the computing devices 504, 506, and 508 may be configured to perform particular functions within the cloud network 502. For instance, computing device 508 may be a source of audio content for a streaming music service.

As shown, the computing device 504 may be configured to interface with NMDs 512, 514, and 516 via communication path 542. NMDs 512, 514, and 516 may be components of one or more “Smart Home” systems. In one case, NMDs 512, 514, and 516 may be physically distributed throughout a household, similar to the distribution of devices shown in FIG. 1. In another case, two or more of the NMDs 512, 514, and 516 may be physically positioned within relative close proximity of one another. Communication path 542 may comprise one or more types of networks, such as a WAN including the Internet, LAN, and/or PAN, among other possibilities.

In one example, one or more of the NMDs 512, 514, and 516 may be devices configured primarily for audio detection. In another example, one or more of the NMDs 512, 514, and 516 may be components of devices having various primary utilities. For instance, as discussed above in connection to FIGS. 2 and 3, one or more of NMDs 512, 514, and 516 may be the microphone(s) 220 of playback device 200 or the microphone(s) 310 of network device 300. Further, in some cases, one or more of NMDs 512, 514, and 516 may be the playback device 200 or network device 300. In an example, one or more of NMDs 512, 514, and/or 516 may include multiple microphones arranged in a microphone array.

As shown, the computing device 506 may be configured to interface with CR 522 and PBDs 532, 534, 536, and 538 via communication path 544. In one example, CR 522 may be a network device such as the network device 200 of FIG. 2. Accordingly, CR 522 may be configured to provide the controller interface 400 of FIG. 4. Similarly, PBDs 532, 534,

536, and 538 may be playback devices such as the playback device 300 of FIG. 3. As such, PBDs 532, 534, 536, and 538 may be physically distributed throughout a household as shown in FIG. 1. For illustration purposes, PBDs 536 and 538 may be part of a bonded zone 530, while PBDs 532 and 534 may be part of their own respective zones. As described above, the PBDs 532, 534, 536, and 538 may be dynamically bonded, grouped, unbonded, and ungrouped. Communication path 544 may comprise one or more types of networks, such as a WAN including the Internet, LAN, and/or PAN, among other possibilities.

In one example, as with NMDs 512, 514, and 516, CR 522 and PBDs 532, 534, 536, and 538 may also be components of one or more “Smart Home” systems. In one case, PBDs 532, 534, 536, and 538 may be distributed throughout the same household as the NMDs 512, 514, and 516. Further, as suggested above, one or more of PBDs 532, 534, 536, and 538 may be one or more of NMDs 512, 514, and 516.

The NMDs 512, 514, and 516 may be part of a local area network, and the communication path 542 may include an access point that links the local area network of the NMDs 512, 514, and 516 to the computing device 504 over a WAN (communication path not shown). Likewise, each of the NMDs 512, 514, and 516 may communicate with each other via such an access point.

Similarly, CR 522 and PBDs 532, 534, 536, and 538 may be part of a local area network and/or a local playback network as discussed in previous sections, and the communication path 544 may include an access point that links the local area network and/or local playback network of CR 522 and PBDs 532, 534, 536, and 538 to the computing device 506 over a WAN. As such, each of the CR 522 and PBDs 532, 534, 536, and 538 may also communicate with each other over such an access point.

In one example, communication paths 542 and 544 may comprise the same access point. In an example, each of the NMDs 512, 514, and 516, CR 522, and PBDs 532, 534, 536, and 538 may access the cloud network 502 via the same access point for a household.

As shown in FIG. 5, each of the NMDs 512, 514, and 516, CR 522, and PBDs 532, 534, 536, and 538 may also directly communicate with one or more of the other devices via communication means 546. Communication means 546 as described herein may involve one or more forms of communication between the devices, according to one or more network protocols, over one or more types of networks, and/or may involve communication via one or more other network devices. For instance, communication means 546 may include one or more of for example, Bluetooth™ (IEEE 802.15), NFC, Wireless direct, and/or Proprietary wireless, among other possibilities.

In one example, CR 522 may communicate with NMD 512 over Bluetooth™, and communicate with PBD 534 over another local area network. In another example, NMD 514 may communicate with CR 522 over another local area network, and communicate with PBD 536 over Bluetooth. In a further example, each of the PBDs 532, 534, 536, and 538 may communicate with each other according to a spanning tree protocol over a local playback network, while each communicating with CR 522 over a local area network, different from the local playback network. Other examples are also possible.

In some cases, communication means between the NMDs 512, 514, and 516, CR 522, and PBDs 532, 534, 536, and 538 may change depending on types of communication between the devices, network conditions, and/or latency demands. For instance, communication means 546 may be

13

used when NMD 516 is first introduced to the household with the PBDs 532, 534, 536, and 538. In one case, the NMD 516 may transmit identification information corresponding to the NMD 516 to PBD 538 via NFC, and PBD 538 may in response, transmit local area network information to NMD 516 via NFC (or some other form of communication). However, once NMD 516 has been configured within the household, communication means between NMD 516 and PBD 538 may change. For instance, NMD 516 may subsequently communicate with PBD 538 via communication path 542, the cloud network 502, and communication path 544. In another example, the NMDs and PBDs may never communicate via local communications means 546. In a further example, the NMDs and PBDs may communicate primarily via local communications means 546. Other examples are also possible.

In an illustrative example, NMDs 512, 514, and 516 may be configured to receive voice inputs to control PBDs 532, 534, 536, and 538. The available control commands may include any media playback system controls previously discussed, such as playback volume control, playback transport controls, music source selection, and grouping, among other possibilities. In one instance, NMD 512 may receive a voice input to control one or more of the PBDs 532, 534, 536, and 538. In response to receiving the voice input, NMD 512 may transmit via communication path 542, the voice input to computing device 504 for processing. In one example, the computing device 504 may convert the voice input to an equivalent text command, and parse the text command to identify a command. Computing device 504 may then subsequently transmit the text command to the computing device 506. In another example, the computing device 504 may convert the voice input to an equivalent text command, and then subsequently transmit the text command to the computing device 506. The computing device 506 may then parse the text command to identify one or more playback commands.

For instance, if the text command is "Play 'Track 1' by 'Artist 1' from 'Streaming Service 1' in 'Zone 1,'" The computing device 506 may identify (i) a URL for "Track 1" by "Artist 1" available from "Streaming Service 1," and (ii) at least one playback device in "Zone 1." In this example, the URL for "Track 1" by "Artist 1" from "Streaming Service 1" may be a URL pointing to computing device 508, and "Zone 1" may be the bonded zone 530. As such, upon identifying the URL and one or both of PBDs 536 and 538, the computing device 506 may transmit via communication path 544 to one or both of PBDs 536 and 538, the identified URL for playback. One or both of PBDs 536 and 538 may responsively retrieve audio content from the computing device 508 according to the received URL, and begin playing "Track 1" by "Artist 1" from "Streaming Service 1."

In yet another example, the computing device 504 may perform some processing to identify the relevant command or intent of the user and provide information regarding media content relevant to the voice input to the computing device 506. For example, the computing device 504 may perform the speech-to-text conversion of the voice input and analyze the voice input for a command or intent (e.g., play, pause, stop, volume up, volume down, skip, next, group, ungroup) along with other information about how to execute the command. The computing device 504 or the computing device 506 may determine what PBD commands correspond to the command or intent determined by the computing device 504. The command or intent determined from the voice input and/or other information related to executing the command may be transmitted from the computing device

14

504 to the computing device 506. The processing on the computing device 504 may be performed by an application, a module, add-on software, an integration with the native networked microphone system software platform, and/or the native networked microphone system software platform.

One having ordinary skill in the art will appreciate that the above is just one illustrative example, and that other implementations are also possible. In one case, operations performed by one or more of the plurality of devices 500, as described above, may be performed by one or more other devices in the plurality of device 500. For instance, the conversion from voice input to the text command may be alternatively, partially, or wholly performed by another device or devices, such as NMD 512, computing device 506, PBD 536, and/or PBD 538. Analogously, the identification of the URL may be alternatively, partially, or wholly performed by another device or devices, such as NMD 512, computing device 504, PBD 536, and/or PBD 538.

f. Example Network Microphone Device

FIG. 6 shows a functional block diagram of an example network microphone device 600 that may be configured to be one or more of NMDs 512, 514, and 516 of FIG. 5. As shown, the network microphone device 600 includes a processor 602, memory 604, a microphone array 606, a network interface 608, a user interface 610, software components 612, and speaker(s) 614. One having ordinary skill in the art will appreciate that other network microphone device configurations and arrangements are also possible. For instance, network microphone devices may alternatively exclude the speaker(s) 614 or have a single microphone instead of microphone array 606.

The processor 602 may include one or more processors and/or controllers, which may take the form of a general or special-purpose processor or controller. For instance, the processing unit 602 may include microprocessors, microcontrollers, application-specific integrated circuits, digital signal processors, and the like. The memory 604 may be data storage that can be loaded with one or more of the software components executable by the processor 602 to perform those functions. Accordingly, memory 604 may comprise one or more non-transitory computer-readable storage mediums, examples of which may include volatile storage mediums such as random access memory, registers, cache, etc. and non-volatile storage mediums such as read-only memory, a hard-disk drive, a solid-state drive, flash memory, and/or an optical-storage device, among other possibilities.

The microphone array 606 may be a plurality of microphones arranged to detect sound in the environment of the network microphone device 600. Microphone array 606 may include any type of microphone now known or later developed such as a condenser microphone, electret condenser microphone, or a dynamic microphone, among other possibilities. In one example, the microphone array may be arranged to detect audio from one or more directions relative to the network microphone device. The microphone array 606 may be sensitive to a portion of a frequency range. In one example, a first subset of the microphone array 606 may be sensitive to a first frequency range, while a second subset of the microphone array may be sensitive to a second frequency range. The microphone array 606 may further be arranged to capture location information of an audio source (e.g., voice, audible sound) and/or to assist in filtering background noise. Notably, in some embodiments the microphone array may consist of only a single microphone, rather than a plurality of microphones.

The network interface 608 may be configured to facilitate wireless and/or wired communication between various net-

15

work devices, such as, in reference to FIG. 5, CR 522, PBDs 532-538, computing device 504-508 in cloud network 502, and other network microphone devices, among other possibilities. As such, network interface 608 may take any suitable form for carrying out these functions, examples of which may include an Ethernet interface, a serial bus interface (e.g., FireWire, USB 2.0), a chipset and antenna adapted to facilitate wireless communication, and/or any other interface that provides for wired and/or wireless communication. In one example, the network interface 608 may be based on an industry standard (e.g., infrared, radio, wired standards including IEEE 802.3, wireless standards including IEEE 802.11a, 802.11b, 802.11g, 802.11n, 802.11ac, 802.15, 4G mobile communication standard, and so on).

The user interface 610 of the network microphone device 600 may be configured to facilitate user interactions with the network microphone device. In one example, the user interface 608 may include one or more of physical buttons, graphical interfaces provided on touch sensitive screen(s) and/or surface(s), among other possibilities, for a user to directly provide input to the network microphone device 600. The user interface 610 may further include one or more of lights and the speaker(s) 614 to provide visual and/or audio feedback to a user. In one example, the network microphone device 600 may further be configured to playback audio content via the speaker(s) 614.

III. Example System

Embodiments described herein involve performing multi-channel acoustic echo cancellation on a stream of audio captured by at least one microphone of a playback device capable of playing back audio content via a first speaker driver and a second speaker driver. FIG. 7 illustrates such an example environment 701 in which such a playback device may be located in accordance with disclosed embodiments. The example environment 701 may be, for example, a living room or bedroom of a home, and the playback device 700 may be capable of outputting audio content in one or more directions via two or more speakers (e.g., a first speaker driver 752a and a second speaker driver 752b). The audio content may be provided by the computing device 508 via the cloud network 502. For example, the computing device may be a music service provider such as Spotify, Amazon Music, Pandora, among others, and the cloud network may be a wide area network (WAN) such as the Internet.

The playback device 700 has one or more microphones 720 configured to capture and/or record audio. The one or more microphones 720 may be proximate the playback device 700. For example, the microphone 720 may be co-located physically on and/or in the playback device 700, or wired or wirelessly connected to the playback device 700. In some embodiments, a microphone (not shown) may be located remote from the playback device 700 in the room 700. For example, the microphone may be located on, for example, a network device that may be a controller device, NMD, or another audio playback device. In some embodiments, the audio recorded at the audio playback device 700 (or at the network device) may include source audio content and may be used to determine an estimated frequency response of the playback device (i.e., a self-response), and the self-response may be used to calibrate the audio playback device.

a. Example of Performing Acoustic Echo Cancellation Using a Compound Audio Signal

FIG. 8 is a flow diagram of a method 800 of performing multi-channel acoustic echo cancellation in accordance with

16

a disclosed embodiment. Methods and the other process disclosed herein may include one or more operations, functions, or actions. Although the blocks are illustrated in sequential order, these blocks may also be performed in parallel, and/or in a different order than those described herein. Also, the various blocks may be combined into fewer blocks, divided into additional blocks, and/or removed based upon the desired implementation.

In addition, for the methods and other processes and methods disclosed herein, the flowchart shows functionality and operation of one possible implementation of present embodiments. In this regard, each block may represent a module, a segment, or a portion of program code, which includes one or more instructions executable by a processor for implementing specific logical functions or steps in the process. The program code may be stored on any type of computer readable medium, for example, such as a storage device including a disk or hard drive. The computer readable medium may include non-transitory computer readable medium, for example, such as computer-readable media that stores data for short periods of time like register memory, processor cache and Random Access Memory (RAM). The computer readable medium may also include non-transitory media, such as secondary or persistent long term storage, like read only memory (ROM), optical or magnetic disks, compact-disc read only memory (CD-ROM), for example. The computer readable media may also be any other volatile or non-volatile storage systems. The computer readable medium may be considered a computer readable storage medium, for example, or a tangible storage device. In addition, each block in the figures may represent circuitry that is wired to perform the specific logical functions in the process.

In one example, the playback device 700, which may be identical to the playback device 200, at least partially performs the disclosed functions for multi-channel acoustic echo cancellation. In another example, the computing device 504-508 at least partially performs the disclosed functions for multi-channel acoustic echo cancellation. In yet another example, the controller device 300 performs functions for multi-channel acoustic echo cancellation. In another example, functions for performing multi-channel acoustic echo cancellation may be at least partially performed by one or more NMD 512-516. Other arrangements are also possible.

In the illustrated embodiment of FIG. 8, the method 800 for operating the playback device 700 of FIG. 7 is shown. Briefly, at 802, the playback device 700 receives a source stream of audio. The network interface 714 of the playback device 700 (which corresponds to the network interface 214 of FIG. 2) receives the source stream of audio, and the source stream of audio includes source audio content to be played back by the playback device 700. The source audio content includes a first channel stream of audio and a second channel stream of audio.

At 804, the playback device 200 may play back, via the first speaker driver 752a, the first channel stream of audio, thereby producing a first channel audio output 756a, as illustrated in FIG. 7. At 806, the playback device 200 may play back, via the second speaker driver 752b, the second channel stream of audio, thereby producing a second channel audio output 756b, as illustrated in FIG. 7. At 808, the microphone 720 receives or captures a captured stream of audio from the environment 701 of the playback device 700 and stores data indicative of the captured audio in the captured stream of audio. The captured stream of audio may include a first portion corresponding to the first channel

17

audio output **756a**, a second portion corresponding to the second channel audio output **756b**, and a third portion corresponding to a vocal command **758** issued by a user **760**. The captured stream of audio has a first signal-to-noise ratio.

At **810**, the first channel stream of audio and the second channel stream of audio are combined into a compound audio signal. At **811**, the compound audio signal and the captured stream of audio is transformed into a Short-Time Fourier Transform domain. At **812**, acoustic echo cancellation is performed on the compound audio signal, and performing acoustic echo cancellation on the compound audio signal produces an acoustic echo cancellation output. At **814**, the acoustic echo cancellation output is applied to the captured stream of audio, thereby increasing the signal-to-noise ratio of the captured stream of audio from the first signal-to-noise ratio to a second signal-to-noise ratio, and the second signal-to-noise ratio is greater than the first signal-to-noise ratio.

Starting at **802**, the network interface **214** receives the source stream of audio via a wireless connection, a wired connection, and/or another suitable means of transmission. The source stream of audio may include or correspond to source audio content to be played back by the playback device **200**. In the embodiment of FIG. 7, one or more communication links **762** connects the network interface **214** to one or more processors **702** of the playback device **200**, and the one or more communication links **762** provides the source stream of audio to the one or more processors **702**. The source stream of audio may include or may be partitioned into any number of suitable channel streams of audio to play back the source audio content on the playback device **200**. In the embodiment of FIG. 7, the source stream of audio may include a first channel stream of audio and a second channel stream of audio. One or more first channel communication links **764a** connects the one or more processors **702** of the playback device **200** to the first speaker driver **752a**, and the one or more first channel communication links **764a** provides the first channel stream of audio to the first speaker driver **752a**. In addition, one or more second channel communication links **764b** connects the one or more processors **702** of the playback device **700** to the second speaker driver **752b**, and the one or more second channel communication links **764b** provides the second channel stream of audio to the second speaker driver **752b**. In other embodiments, the source audio content may further include a third channel stream of audio and/or additional (e.g., a fourth, a fifth) streams of audio, and one or more corresponding channel communication links may connect the one or more processors **702** of the playback device **700** to the corresponding speaker driver. The one or more communication links **762**, **764a**, **764b** may take the form of traces on a printed circuit board. For example, if the playback device **200** includes two speakers (or speaker drivers), a first transducer or speaker driver **752a** (e.g., a right speaker) can be configured to play back the first channel stream of audio and a second transducer or speaker driver **752b** (e.g., a left speaker) can be configured to play back the second channel stream of audio. Thus, in this example configuration, the first and second speaker drivers **752a**, **752b** may cooperate to play back the source audio content in two-channel stereo sound. As another example, if the playback device **700** includes three speakers, the first speaker driver **752a** (e.g., a right speaker) of the playback device **700** may play back (or may be configured to play back) the first channel stream of audio, the second speaker driver **752b** (e.g., a left speaker) of the playback device **700** may play back (or may be configured to play back) the second channel stream of audio,

18

and the third speaker driver (e.g., a center speaker, a midrange speaker, a woofer) of the playback device **700** may play back (or may be configured to play back) the third channel stream of audio. In a further example configuration, a first speaker driver **752a** (e.g., a center speaker) of the playback device **700** may play back (or may be configured to play back) the first channel stream of audio, the second speaker driver **752b** (e.g., a right speaker) of the playback device **700** may play back (or may be configured to play back) the second channel stream of audio, and the third speaker driver **752c** (e.g., a left speaker) of the playback device **700** may play back (or may be configured to play back) the third channel stream of audio. In these example configurations, the first, second, and third speaker drivers may cooperate to play back the source audio content in three-channel stereo sound. Any number of additional speakers and corresponding additional streams of audio comprising source audio content are contemplated.

The source stream of audio (and/or the first channel stream of audio, the second channel stream of audio, the third channel stream of audio, and any other additional channel stream of audio associated with the stream of audio) may be segmented into one or more chunks of data. For example, the chunks may take the form of packets of digital samples of audio content. These chunks of data may be stored on the playback device **700** performing the multi-channel acoustic echo cancellation and/or stored on a computing device associated with the multi-channel acoustic echo cancellation.

FIG. 9 is a block diagram of an audio pipeline **900** configured to receive or play back a source stream of audio. The audio pipeline **900** includes a source **954** and a signal processor **902**, which may be any signal processor associated with the playback device **700**, such as the processor **702**. A first digital to analog converter **966a** and a first speaker driver **952a** are coupled to the signal processor **902** via one or more communication links **964a**. The one or more communication links **964a** may correspond to all or part of the first channel communication link **764a** of FIG. 7 and the first speaker driver **952a** may correspond to the first speaker driver **752a** of FIG. 7. A second digital to analog converter **966b** and a second speaker driver **952b** are coupled to the signal processor **902** (and/or another signal processor (not shown)) via one or more communication links **964b**, and the one or more communication links **964a** may correspond to all or part of the second channel communication link **764b** of FIG. 7 and the second speaker driver **952b** may correspond to the second speaker driver **752b** of FIG. 7. In the illustrated embodiment, a third digital to analog converter **966c** and a third speaker driver **952c** are coupled to the signal processor **902** (and/or another signal processor) via one or more communication links **964c**. In some embodiments, however, fewer or additional digital to analog converters and associated speaker drivers may be coupled to the signal processor **902** (and/or another signal processor) via one or more communication links.

As illustrated in FIG. 9, the audio pipeline **900** is disposed on or incorporated into the playback device **700**. However, the audio pipeline **900** may be disposed on or incorporated into a controller device, computing device, NMD, or a combination thereof. In the case of the audio pipeline **900** residing on the playback device **700**, the communication links may take the form of traces on a printed circuit board. In the case of the audio pipeline residing on the combination thereof, the communication links may take the form of a wired or wireless network such as an Ethernet or WiFi network. In some embodiments, all or portions of the audio

pipeline **900** may be disposed on or incorporated into a housing of the playback device.

The source **954** may be a storage device such as memory or a hard drive which stores source audio content. Alternatively, the source **954** may be a computing device such as a music service provider which stores and provides the source audio content to the audio playback device. The source audio content may take the form of an audio file of digital samples defining audio content in a time domain. The source **954** may be located on or along one or more communication links **962** (corresponding to communication links **762** of FIG. 7) connecting the network interface **714** to one or more processors **702** of the playback device **700**.

The signal processor **902** may apply one or more filtering algorithms to the source audio content prior to the audio playback device outputting an audio signal. The filtering algorithms may vary based one or more of a volume setting of the playback device, previous calibration of the playback device, device orientation, content type, etc. Further, the signal processor **902** may include one or more of a sample rate converter, bit depth converter, and channel up/down mixer. The sample rate converter may change a sample rate of the source audio content. The sample rate may define a number of samples representing the source audio content per unit time. The bit depth converter may change a bit depth of the source audio content signal. The bit depth may be a number of bits used to represent a digital sample. The channel up/down mixer may mix source audio content from different channels such as a left and right channel of stereo sound. The signal processor **902** may perform other functions as well.

In some embodiments, the signal processor **902** may process the source audio content in a digital domain and output a processed digital signal. The first, second, and third digital to analog converters **966a**, **966b**, **966c** may convert the digital signal of the signal processor **902** (e.g., the digital signal of the first channel stream of audio, the second channel stream of audio, and the third channel stream of audio) to an analog signal (e.g., a first channel analog signal, a second channel analog signal, and a third channel analog signal). The analog signal may be output to a corresponding one of the first, second, and/or third speaker drivers **954a**, **954b**, **954c**, which converts the analog signal to audible audio. For example, the audio output may include the first channel audio output **756a** (illustrated in FIG. 7) corresponding to the first channel stream of audio being played back by the first speaker driver **954a**, the second channel audio output **756b** (illustrated in FIG. 7) corresponding to the second channel stream of audio being played back by the second speaker driver **954b**, and the third channel audio output corresponding to the third channel stream of audio being played back by the third speaker driver **956c**.

The source audio content (e.g., the first channel stream of audio and the second channel stream of audio) that is used in multi-channel acoustic echo cancellation may be received at a tap **967** and/or taps **968a**, **968b**, **968c** of FIG. 9. Each tap **967**, **968a**-**968c** may be an end portion of a communication link that extends between the processor performing acoustic echo cancellation (e.g., the processor **770**) and a corresponding one of the first, second, or third channel communication link **964a**-**964c**. The tap **968a** may be disposed on a portion of the first channel communication link **964a** between the signal processor **902** and the first digital to analog converter **966a**, and the tap **968a** may be disposed as close as possible to the first digital to analog converter **966a**. Similarly, the tap **968b** may be disposed on a portion of the second channel communication link **964b** between the signal processor **902**

and the second digital to analog converter **966b**, and the tap **968b** may be disposed as close as possible to the second digital to analog converter **966b**. Additionally, the tap **968c** may be disposed on a portion of the third channel communication link **964c** between the signal processor **902** and the third digital to analog converter **966c**, and the tap **968c** may be disposed as close as possible to the third digital to analog converter **966c**. In the case that the source audio content is received at the tap **967**, then processing that would otherwise be applied by the signal processor **902** may need to be applied to the source stream of audio prior to performing multi-channel acoustic echo cancellation which is discussed below.

As illustrated in the example configuration of FIG. 7, the tap **768a** (which corresponds to tap **968a** of FIG. 9) is an end portion of a communication link **778a** that extends between a portion of the first channel communication link **764a** and the processor **770**, and the communication link **778a** provides the first channel stream of audio to the processor **770** that performs acoustic echo cancellation. Also illustrated in FIG. 7, the tap **768b** (which corresponds to tap **968b** of FIG. 9) is an end portion of a communication link **778b** that extends between a portion of the second channel communication link **764b** and the processor **770**, and the communication link **778b** provides the second channel stream of audio to the processor **770** that performs acoustic echo cancellation. In other embodiments, a tap corresponding to tap **968b** of FIG. 9 may be an end portion of a communication link (not shown) that extends between a portion of a third channel communication link (corresponding to communication link **968c** of FIG. 9) and the processor **770**, and the communication link provides the third channel stream of audio to the processor **770** that performs acoustic echo cancellation. Further communication links may be linked to the processor **770** if further speaker drivers are included in the playback device **700**.

At **808**, the microphone of the playback device **700** receives captured audio comprising digital signals converted from analog signals by an analog-to-digital converter associated with the microphone. The captured audio may be recorded, captured, and/or stored by the microphone of the playback device **700**, network device controller device, NMD, or another audio playback device in any suitable manner. In some embodiments, the microphone **720** may be one of an array of microphones. The captured stream of audio may include any noise or audible event within the detectable frequency range of the microphone. For example, as illustrated in FIG. 7, a user **760** may speak a vocal command **758** that is directed to the playback device **700**, and the vocal command **758** is captured by the microphone **720** such that the captured stream of audio includes the vocal command **758** issued to the playback device **200**. In some embodiments, particularly in the embodiment of FIG. 7, the vocal command **758** may be issued when the playback device **700** is playing back a source stream of audio. Accordingly, the captured stream of audio may include a portion corresponding to the vocal command **758** and also include a first portion corresponding to the first channel audio output **756a** played by the first speaker driver **752a**, a second portion corresponding to the second channel audio output **756b** played by the second speaker driver **752b**, and in some embodiments, a portion corresponding to the third channel audio output played by the third speaker driver. The captured stream of audio may therefore have a first signal to noise ratio.

The first portion, the second portion, the portion corresponding to the third channel audio output, and the portion

21

corresponding to the vocal command **758** of the captured stream of audio may be a time domain representation of the audio content output (e.g., the first channel audio output, the second channel audio output, and the third channel audio output) by the playback device **700**. The captured stream of audio may be segmented into one or more chunks of data, e.g., packets. The captured stream of audio may be stored on the playback device **200** or passed to another network device, such as a computing device, another playback device, control device or NMD.

The playback device **700** that is performing the multi-channel acoustic echo cancellation may record or capture all or a portion of the captured stream of audio. The captured stream of audio may be recorded via at least one microphone **720** (e.g., one or more of a microphone array **606**) co-located on the playback device **700**, or the captured stream of audio may be recorded via one or more microphones in a spatially different location from the playback device. For example, another playback device may record the captured stream of audio, a network device may receive this captured stream of audio, and/or a NMD may record this captured stream of audio. The captured stream of audio may include a signal derived from the captured stream of audio by one or more operations by a processor.

As shown at **810**, the first channel stream of audio, the second channel stream of audio (and in some embodiments, the third channel stream of audio) may be combined or mixed into a compound audio signal. For example, the compound audio signal may be the sum of the first channel stream of audio, the second channel stream of audio, and the third channel stream of audio. In some embodiments, the first channel stream of audio, the second channel stream of audio, and the third channel stream of audio may be converted from the time domain to the frequency domain (via a Fourier transform or other known methods) and the compound audio signal may be the sum of the first channel stream of audio, the second channel stream of audio, and the third channel stream of audio in the frequency domain. The compound audio signal may be further processed in the frequency domain or may be transformed into the time domain in any suitable or known manner for further processing.

The first, second, and third channel stream of audio may be combined or mixed into the compound audio signal by a processor disposed on or within a housing of the playback device **700**, such as the processor **702** or the audio processing components **208**, and/or any other processor component associated with the playback device. Alternatively, the first, second, and third channel stream of audio may be combined or mixed into the compound audio signal by a processor disposed remote from the playback device **200**.

At **812**, one or more processors associated with the playback device **700** performs acoustic echo cancellation on the compound audio signal, and performing acoustic echo cancellation on the compound audio signal produces or results in an acoustic echo cancellation output. At **814**, one or more processors associated with the playback device **200** applies the acoustic echo cancellation output to the captured stream of audio, thereby increasing the signal-to noise ratio of the captured stream of audio from the first signal-to-noise ratio to a second signal-to-noise ratio, wherein the second signal-to-noise ratio is greater than the first signal-to-noise ratio.

The one or more processors that performs acoustic echo cancellation may be the same processor that applies the acoustic echo cancellation output to the captured stream of audio. In the embodiment of FIG. 7, the one or more

22

processors may include processor **770**. In other embodiments, the one or more processors may include the processor **702**, the audio processing components **208** (illustrated in FIG. 2), and/or any other processor component associated with the playback device **700** or any other device. In some embodiments, the processor that performs acoustic echo cancellation may be different than the processor that applies the acoustic echo cancellation output to the captured stream of audio, and either may be the processor **702** of the processor **770**. In the embodiment of FIG. 7, one or more microphone communication links **772** connects the processor **770** of the playback device **700** to the microphone **720**, and the one or more microphone communication links **772** provides the captured stream of audio to the processor **770**. Thus, the captured stream of audio transmitted via the communication link **772** may have a first signal to noise ratio. In embodiments with two or more microphones, one or more further microphone communication links connects each additional microphone to the processor **770** (or any other processor) of the playback device **700** to provides the captured stream of audio associated with each microphone to the processor **770**.

Performing the acoustic echo cancellation to produce an acoustic echo cancellation output and applying the acoustic echo cancellation output to the captured stream of audio may be performed in any manner. Generally speaking, acoustic echo cancellation involves two inputs: (1) a signal recorded by the microphone (here, the captured stream of audio); and (2) a reference signal (or reference signals) typically taken from a point in the audio playback pipeline, such as the example of FIG. 9, that most closely represents the analog audio expected to be output by the speakers (here, the compound audio signal). The acoustic echo cancellation then attempts to determine a transfer function (also called a filter) that transforms the reference signal into the recorded microphone signal with minimal error. Inverting the resulting output of the acoustic echo cancellation and mixing it with the signal recorded by the microphone causes a reduction of the reference signal from the signal recorded by the microphone. Thus, the "signal" of a user's voice input (the vocal command **758**) remains in the processed captured stream of audio, and the "noise" of the audio output (the first channel audio output **756a** and the second channel audio output **756b**) from the speakers of the playback device **700** is reduced or removed. That is, after applying the acoustic echo cancellation output to the captured stream of audio to result in the second signal-to-noise ratio, the second signal-to-noise ratio will be greater than the first signal-to-noise ratio associated with the captured stream of audio prior to the application of the acoustic echo cancellation output.

Applying the transfer function to the reference signal can account for factors (e.g., echo in a room, non-linear response of audio output transducers) that could cause the acoustic echo cancellation to become destabilized. In some embodiments, the transfer function may exist for each channel to each microphone (which may be one of an array of microphones) and each speaker driver to each microphone.

To reduce processing requirements, processing associated with acoustic echo cancellation may be performed in the Short-Time Fourier Transform ["STFT"] domain. Thus, at **811**, the reference signal (here, the compound audio signal) and the signal recorded by the microphone **720** (here, the captured stream of audio) are transformed into a STFT domain. The compound audio signal and the captured stream of audio may be transformed into a STFT by one or more processors associated with the playback device **700**, and the compound audio signal and the captured stream of audio

may be transformed into a STFT domain prior to performing acoustic echo cancellation and/or applying the acoustic echo cancellation output to the captured stream of audio.

In addition, the acoustic echo cancellation algorithm may include or involve one or more adaptive cross-band filters that involve optimized sub-processes that further reduce computational complexity. The cross-band filters eliminate the need for convolution of a Fast Fourier Transform algorithm, which achieves an accurate response while conserving processing power.

Turning to acoustic echo cancellation in more detail, the reference signal (here, the compound audio signal) may be in the frequency domain, and the signal captured or recorded by the microphone 720 (here, the captured stream of audio) may be converted from the time domain to the frequency domain using a Fourier transform, for example. The compound audio signal and the captured stream of audio may be each represented as a vector of data with a magnitude and phase in the frequency domain. A transfer function may be a difference between the compound audio signal vector (S) and the captured stream of audio vector (M).

This transfer function may be calculated based on an adaptive echo cancellation algorithm. The characteristic equation for adaptive echo cancellation may be represented as:

$$M=[S*H+X] \quad (1)$$

where M is a complex vector in the frequency domain representing a magnitude and phase of the captured stream of audio;

S is a complex vector in the frequency domain representing a magnitude and phase of the compound audio signal vector;

H is a complex transfer function in the frequency domain representing a difference between the S and M in the absence of any recorded interference in M; and

X represents the recorded interference, e.g., static noise (e.g., buzz) or background noise (e.g., speech) in M. If there is no recorded interference in M, then $M=S*X$ and $X=0$.

A real part of H, e.g., a magnitude component of the S to M transfer function may be calculated as:

$$\text{mag}H_n=(\text{mag}S_n-\text{mag}M_n)a_n+(1-a_n)(\text{mag}H_{n-1}) \quad (2)$$

where a is a signal to interference ratio, e.g., the signal may be S and the interference may be the recorded interference X, a may be represented as a function of a logarithmic value normalized between 0 and 1;

$\text{mag}S_n$ is a magnitude component vector of the compound audio signal vector;

$\text{mag}M_n$ is a magnitude component vector of the captured stream of audio vector; and

n is a_n iteration.

With each iteration, a magnitude component vector of the captured stream of audio vector $\text{mag}M$, a magnitude component vector of the compound audio signal $\text{mag}S$, and the magnitude component of the S to M transfer function $\text{mag}H$ from one iteration is used to calculate the magnitude component of the S to M transfer function for the next iteration.

The following calculation may be performed for each iteration:

$$\text{mag}M_n-\text{mag}S_n*\text{mag}H_n \quad (3)$$

where $\text{mag}M_n$ is a magnitude component vector of the captured stream of audio vector;

$\text{mag}S_n$ is a magnitude component vector of the compound audio signal vector;

$\text{mag}H_n$ is a magnitude component of the S to M transfer function.

As would be understood by one having ordinary skill in the art, the transfer function may converge when a result of this equation is zero or substantially zero, which indicates that the compound audio signal is removed from the captured stream of audio, leaving only a vocal command from a user, and thereby increasing the signal-to-noise ratio in the captured stream of audio. One having ordinary skill in the art would recognize that the result of the equation may alternatively converge within an acceptable range of zero, and such a range would allow for a reduction of the compound audio signal in the captured stream of audio to allow a vocal command from a user to be detected over the “noise” of the audio signal played back by the first and second speaker drivers 752a, 752b.

Accordingly, with reference to the embodiment of FIG. 7, one or more communication links 774 may connect the processor to a further component 776 (which may be the processor 702 or another processor that analyzes the captured stream of audio to determine if a vocal command 758 has been issued by a user 760 and/or to issue a command to the playback device 700 corresponding to the vocal command 758. Applying the acoustic echo cancellation output to the captured stream of audio therefore results in a second signal-to-noise ratio in the one or more communication links 774, the second signal-to-noise ratio being greater than the first signal-to-noise ratio associated with the captured stream of audio prior to the application of the acoustic echo cancellation output (e.g., the captured stream of audio prior transmitted along the one or more communication links 772). Thus, the vocal command 758 of a user remains in the captured stream of audio for processing by the component 776 while the “noise” of the first channel audio output 756a and the second channel audio output 756b is reduced or removed.

The increase in the signal-to-noise ratio may depend on any or all of several factors, such as the play back volume of the first channel audio output 756a and the second channel audio output 756b and on the size, dimension, acoustics, etc. of the room where the playback device 700 is located. In some embodiments, the difference between the second signal-to-noise ratio and the first signal-to-noise ratio may be within the range of 10 db (or approximately 10 db) to 20 db (or approximately 20 db).

By combining the first channel stream of audio and the second channel stream of audio (and, optionally, the third and additional streams of audio) into the compound audio signal, the acoustic echo cancellation process can be performed on only the compound audio signal and not on each of the first, second, and third channel streams of audio. Thus, the acoustic echo cancellation is simplified, thereby realizing a suitably large signal-to-noise ratio using a less-complex algorithm without a costly upgrade to the currently-used playback device CPU.

b. Example of Performing Acoustic Echo Cancellation on Signals in Parallel

In some embodiments, acoustic echo cancellation may be performed on the first and second (and third, etc.) channel streams of audio in parallel. That is, a processor may perform acoustic echo cancellation on the first channel stream of audio to result in a first acoustic echo cancellation output, a processor may perform acoustic echo cancellation on the second channel stream of audio to result in a second acoustic echo cancellation output, and, optionally, a processor may perform acoustic echo cancellation on the third channel stream of audio to result in a third acoustic echo

25

cancellation output. The one or more processors may perform acoustic echo cancellation on the first channel stream of audio in parallel with the second channel stream of audio and, optionally, the third channel stream of audio. The parallel processing may be performed in any known manner. The one or more processors may then apply the first acoustic echo cancellation output, the second acoustic cancellation output, and, optionally, the third acoustic cancellation output to the captured stream of audio, thereby increasing the signal-to noise ratio of the captured stream of audio from the first signal-to-noise ratio to a second signal-to-noise ratio, and the second signal-to-noise ratio is greater than the first signal-to-noise ratio.

c. Example of Performing Acoustic Echo Cancellation Using Singular Value Decomposition

In other embodiments, singular value decomposition ("SVD") may be incorporated into the acoustic echo cancellation process to reduce computational complexity while realizing an improved signal-to-noise ratio. An exemplary method 1000 for operating the playback device 700 that incorporates SVD is illustrated in FIG. 10.

At 1002, a playback device 700 (such as the playback device 700 illustrated in FIG. 7) receives a source stream of audio, and the playback device 700 has a first speaker driver 752a, at least a second speaker driver 752b, and at least one microphone 720, as previously described. As previously explained, the playback device 700 may include a third speaker driver and any number of additional speaker drivers. The source stream of audio is received via the network interface 714 of the playback device 700, and the source stream of audio includes source audio content to be played back by the playback device 700, as previously explained. The source audio content includes a first channel stream of audio, a second channel stream of audio, and, optionally, a third channel stream of audio or additional channel streams of audio, as previously explained.

At 1004, the playback device 700 plays back, via the first speaker driver 752a, the first channel stream of audio, thereby producing a first channel audio output 756a, as previously described. At 1006, the playback device 700 plays back, via the second speaker driver 752b, the second channel stream of audio, thereby producing a second channel audio output 756b, as previously described. Also as previously described, the playback device 700 may play back, via the third speaker driver, the third channel stream of audio, thereby producing a third channel audio output. Further speaker drivers of the playback device 200 may playback further channel streams of audio, thereby producing further channel audio outputs.

At 1008, a microphone 720 receives or captures the stream of audio. As previously described, and with reference to the embodiment of FIG. 7, the captured stream of audio is transmitted via the communication link 772 to the processor 770. The captured stream of audio may include a first portion corresponding to the first channel audio output 756a, a second portion corresponding to the second channel audio output 756b, and a portion corresponding to a vocal command 758 issued by a user 760, and the captured stream of audio has a first signal-to-noise ratio. As previously explained, the captured stream of audio may also include a third portion corresponding to the third channel audio output and additional portions corresponding to additional channels of audio output.

At 1010, one or more processors associated with the playback device 700 performs a_n SVD on the first channel stream of audio, the second channel stream of audio and, optionally, the third channel streams of audio (that is, to a

26

union of the first, second, and third channel streams of audio) to result in a combined set of signal components. In some embodiments, the one or more processors associated with the playback device 700 may perform a_n SVD on the first channel stream of audio, the second channel stream of audio and, optionally, the third channel streams of audio simultaneously.

In other embodiments, one or more processors associated with the playback device 700 may perform a_n SVD separately on the first channel stream of audio to result in a first set of signal components and on the second channel stream of audio to result in a second set of signal components. Optionally, one or more processors associated with the playback device 700 may also separately perform a_n SVD on the third channel stream of audio to result in a third set of signal components and, if appropriate, on additional channel streams of audio to result in corresponding additional sets of signal components.

At 1012, one or more processors associated with the playback device 700 selects or determines a first subset of the combined set of signal components based on one or more parameters. In some embodiments, the one or more processors associated with the playback device 700 may select or determine a second subset (and further subsets) of the combined set of signal components based on one or more parameters.

In other embodiments, one or more processors associated with the playback device 700 may select or determine a subset of the first set of signal components based on one or more parameters, and one or more processors associated with the playback device 700 may select or determine a subset of the second set of signal components based on one or more parameters. Optionally, one or more processors associated with the playback device 700 may select or determine a subset of the third (and additional) set of signal components based on one or more parameters. Any or all of the one or more parameters of the subset of the second set of signal components or the subset of the third (or additional) set of signal components may correspond to any or all of the one or more parameters of the subset of the first set of signal components.

In an SVD, data is represented in a statistical domain rather than in a time or frequency domain, and the data is projected onto a set of axes that are based on a statistical criterion and are therefore not fixed. The representation of the data in SVD effectively separates the data into separate sources to reveal significant structure(s) in the projections. In some examples, performing an SVD on a set of data, such as the first, second, and third channel stream of audio, may reveal indicators (e.g., peaks) at a certain frequency or time, and these indicators may correspond to a strong component (e.g., strong energy content) of the signal at the corresponding frequency or time. Projections that correspond to unwanted sources (e.g., weak energy content) may then be ignored or discarded. The desired data can then be projected back into the original domain or space, thereby reducing the amount of information included in the original data set. As would be appreciated by one having ordinary skill in the art, performing acoustic echo cancellation on the filtered subset of the original data (such as a subset having an energy content above a threshold energy content and/or a calculated variance above a threshold variance) requires less processing resources than performing acoustic echo cancellation on the entire set of the original data.

In an example of how SVD may be performed, the SVD theorem provides:

27

$$A=USV^T$$

where

$$U^T U=I$$

$$V^T V=I \text{ (i.e., } U \text{ and } V \text{ are orthogonal)}$$

A is a M×N matrix that may correspond to or be associated with one of the first channel stream of audio, the second channel stream of audio, and/or the third channel stream of audio (and/or any further channel streams of audio). The rows and columns of A may be associated with the data and the experimental conditions. For example, the data in A may correspond to or include N audio waveforms that may each be M samples long. U is an M×M matrix having columns that are left singular vectors, S is an M×N matrix that has singular values and is diagonal, and V^T has rows that are right singular vectors. The SVD represents an expansion of the original data in a coordinate system where the covariance matrix is diagonal.

Calculating the SVD consists of finding the eigenvalues and eigenvectors of AA^T and $A^T A$. The eigenvectors of $A^T A$ make up the columns of V and the eigenvectors of AA^T make up the columns of U. Also, the singular values in S are square roots of eigenvalues from AA^T or $A^T A$. The singular values are the diagonal entries of S and are arranged in descending order. The singular values are always real numbers. If A is a real matrix, then U and V are also real.

Values of S that are below a threshold value can be ignored or set to 0, and therefore corresponding values in portions of U and V can also be ignored to set to 0. Thus, when projected back into the original domain or space the amount of information included in the data set is reduced, thereby simplifying the acoustic echo cancellation process.

The subsets of the combined set of signal components (or the subsets of the first, second, and third set of signal components) may be selected or determined based on any or all of several parameters. These parameters may correspond to threshold values such that signal components above the threshold value (which correspond to relatively strong or intense components) are selected and included in the corresponding subset. For example, one parameter may be energy content, and signal components having an energy content above a first threshold energy content may be selected for the subset. In some embodiments, one parameter may be variance, and signal components having a calculated variance above a first threshold variance may be selected for the subset. In some embodiments, all signal components having an energy content above a first threshold energy content and a calculated variance above a first threshold variance may be selected for the subset. In some embodiments, any given subset may be selected from any or all of the first, second, or third set of signal components. For example, only the third set of signal components may have signal components having an energy content above the first threshold energy content, and the first and second set of signal components may have signal components having an energy content less than or equal to the first threshold energy content.

Accordingly, in some embodiments, a first subset of the combined set of signal components may have at least one of (a) an energy content above a first threshold energy content or (b) a calculated variance above a first threshold variance may be selected. Additionally, a second subset of the combined set of signal components may have at least one of (a)

28

ance. Each of the first and second threshold energy content may be different, and each of the first and second threshold variance may be different.

In other embodiments, a subset of the first set of signal components may have at least one of (a) an energy content above a first threshold energy content or (b) a calculated variance above a first threshold variance may be selected, and a subset of the second set of signal components may have at least one of (a) an energy content above a second threshold energy content or (b) a calculated variance above a second threshold variance. In some embodiments, a subset of the third set of signal components may have at least one of (a) an energy content above a third threshold energy content or (b) a calculated variance above a third threshold variance. Each of the first, second, and third threshold energy content may be identical, or one or more may be unique. In addition, each of the first, second, and third threshold variance may be identical, or one or more may be unique.

At 1014, one or more processors associated with the playback device 700 performs acoustic echo cancellation on the first subset of the combined set of signal components, and performing acoustic echo cancellation on the first subset of the combined set of signal components produces a first acoustic echo cancellation output. In some embodiments, the one or more processors associated with the playback device 700 may also perform acoustic echo cancellation on the second subset of the combined set of signal components. The one or more processors associated with the playback device 700 may perform acoustic echo cancellation on the first subset of the combined set of signal components and the second subset of the combined set of signal components (and any other subsets) simultaneously to produce the first acoustic echo cancellation output. However, the one or more processors associated with the playback device 700 may perform acoustic echo cancellation on the first subset of the combined set of signal components and the second subset of the combined set of signal components (and any other subsets) in any order to produce a first acoustic echo cancellation output, a second acoustic echo cancellation output, and further acoustic echo cancellation outputs.

In some embodiments, one or more processors associated with the playback device 700 performs acoustic echo cancellation on the subset of the first set of signal components, and performing acoustic echo cancellation on the subset of the first set of signal produces a first acoustic echo cancellation output. In addition, one or more processors associated with the playback device 700 performs acoustic echo cancellation on the subset of the second set of signal components, and performing acoustic echo cancellation on the subset of the second subset of signal produces a second acoustic echo cancellation output. In addition, one or more processors associated with the playback device 700 may perform acoustic echo cancellation on the subset of the third set of signal components, and performing acoustic echo cancellation on the subset of the third subset of signal components produces a third acoustic echo cancellation output. Further, one or more processors associated with the playback device 700 may perform acoustic echo cancellation on a subset of further sets of signal components, and performing acoustic echo cancellation on the subset of the further subsets of signal produces further acoustic echo cancellation outputs. As previously explained, the processor 770 may perform acoustic echo cancellation on any or all of the subset of the first set of signal components, the subset of the second set of signal components, and the subset of the third set of signal components.

At **1016**, one or more processors associated with the playback device **700** apply the first acoustic echo cancellation output to the captured stream of audio, thereby increasing the signal-to-noise ratio of the captured stream of audio from the first signal-to-noise ratio to a second signal-to-noise ratio, wherein the second signal-to-noise ratio is greater than the first signal-to-noise ratio. In some embodiments, one or more processors associated with the playback device **700** may apply the first acoustic echo cancellation output to the recorded stream of audio, the second acoustic echo cancellation output to the captured stream of audio, and, optionally, the third acoustic echo cancellation output to the captured stream of audio, thereby increasing the signal-to-noise ratio of the captured stream of audio from the first signal-to-noise ratio to the second signal-to-noise ratio. In other embodiments, one or more processors associated with the playback device **700** may further apply the additional echo cancellation output to the recorded stream of audio to increase the signal-to-noise ratio of the captured stream of audio from the first signal-to-noise ratio to the second signal-to-noise ratio.

The one or more processors associated with the playback device **700** may apply the first acoustic echo cancellation output (and optionally, the second acoustic echo cancellation output and the third (and additional) acoustic echo cancellation outputs) to the recorded stream of audio in any suitable manner, such as the manner described in relation to the compound audio signal previously described. In some embodiments, two or more of the first acoustic echo cancellation output, the second acoustic echo cancellation output, and the third (and additional) acoustic echo cancellation outputs may be simultaneously applied to the recorded stream of audio. In other examples, the first acoustic echo cancellation output, the second acoustic echo cancellation output, and optionally, the third (and additional) acoustic echo cancellation outputs may be applied to the recorded stream of audio in parallel, in series, or in any combination thereof.

As previously explained, the one or more processors that performs acoustic echo cancellation may be the same processor that applies the acoustic echo cancellation output to the captured stream of audio. In some embodiments, the one or more processors may include the processor **770**, the processor **702**, the audio processing components **208** (illustrated in FIG. 2), and/or any other processor component associated with the playback device **700** or any other device. In some embodiments, one or more of the processors that performs acoustic echo cancellation may be different than one or more of the processors that applies the acoustic echo cancellation output to the captured stream of audio.

The acoustic echo cancellation may be performed, for example, according to one or more embodiments of the disclosed technology. The one or more processors **770** associated with the playback device **700** may apply the first acoustic echo cancellation output (and the second acoustic echo cancellation output and the third acoustic echo cancellation outputs) to the captured stream of audio to increase the signal-to-noise ratio of the captured stream of audio from the first signal-to-noise ratio to the second signal-to-noise ratio. That is, with reference to the embodiment of FIG. 7, applying the first and second (and further) acoustic echo cancellation outputs to the captured stream of audio results in a second signal-to-noise ratio in the one or more communication links **774**, and the second signal-to-noise ratio is greater than the first signal-to-noise ratio associated with the captured stream of audio prior to the application of the acoustic echo cancellation output (e.g., in the one or more

communication links **772**). Accordingly, Thus, the vocal command **758** of a user remains in the captured stream of audio for processing by the component **776** while the “noise” of the first channel audio output **756a** and the second channel audio output **756b** is reduced or removed.

To reduce processing requirements, processing associated with acoustic echo cancellation may be performed in the Short-Time Fourier Transform [“STFT”] domain. That is, the subset of the combined set of signal components and the captured stream of audio (and or any other signals associated with acoustic echo cancellation) may be transformed into a STFT domain. In some embodiments, the subset of the first set of signal components, the subset of the second set of signal components, the subset of the third set of signal components, and the captured stream of audio (and or any other signals associated with acoustic echo cancellation) may be transformed into a STFT domain. In addition, the adaptive cross-band filter may be used in the acoustic echo cancellation operation on any suitable set of signals. Further, the filter applied during application of the first and second (and, optionally, third) acoustic echo cancellation output to the captured stream of audio may be a compound filter comprising combined transfer functions for each channel to each microphone (which may be one of an array of microphones) and/or each speaker driver to each microphone.

Thus, by performing an SVD on the first, second, and third channel streams of audio, and by selecting a subset of the signal components based on the SVD, the most relevant signal components can be identified and the least significant signal components can be discarded. This greatly simplifies the acoustic echo cancellation operation relative to performing acoustic echo cancellation on each of the first, second, and third channel streams of audio. Thus, existing playback device CPUs can be used for the acoustic echo cancellation operation to achieve a satisfactory increase in the signal-to-noise ratio of the captured stream of audio, and the increase in the signal-to-noise ratio may be within a range (or over a threshold value) that allows a vocal command **758** from a user **760** to be detected over the “noise” of the audio signal played back by the first and second speaker drivers **752a**, **752b**. In some examples, (and depending on the play back volume of the of the first and second channel audio outputs **756a**, **756b** and/or on the size, dimension, acoustics, etc. of the room where the playback device **700** is located) the difference between the second signal-to-noise ratio and the first signal-to-noise ratio may be within the range of 10 db (or approximately 10 dB) to 20 dB (or approximately 20 dB). Accordingly, the performance of the voice control associated with the playback device **700** may be improved without incurring the cost of a more powerful CPU.

D. Example of Performing Acoustic Echo Cancellation Using a Reference Channel

In other embodiments, a correlation reference channel may be incorporated into the acoustic echo cancellation process, and an exemplary method **1100** for operating the playback device **700** that incorporates a correlation reference channel is illustrated in FIG. 11. At **1102**, the playback device **700** receives a source stream of audio, and the playback device has a first speaker driver **752a**, at least a second speaker driver **752b**, and at least one microphone **720**, as previously described. As previously explained, the playback device **700** may include a third speaker driver and any number of additional speaker drivers. The source stream of audio is received via the network interface **714** of the playback device **700**, and the source stream of audio includes source audio content to be played back by the playback device **700**, as previously explained. The source

31

audio content includes a first channel stream of audio, a second channel stream of audio, and, optionally, a third channel stream of audio or additional channel streams of audio, as previously explained. In some embodiments, the first channel stream of audio may be a correlation reference channel. However, in other embodiments, any of the second channel stream of audio, the third channel stream of audio, or further streams of audio may be the correlation reference channel.

At 1104, the playback device 700 plays back, via the first speaker driver 752a, the first channel stream of audio, thereby producing a first channel audio output 756a, as previously described. At 1106, the playback device 700 plays back, via the second speaker driver 752b, the second channel stream of audio, thereby producing a second channel audio output 756b, as previously described. Also as previously described, the playback device 700 may play back, via the third speaker driver, the third channel stream of audio, thereby producing a third channel audio output. Further speaker drivers of the playback device 700 may playback further channel streams of audio, thereby producing further channel audio outputs.

At 1108, a microphone 720 receives or captures the stream of audio. As previously described, the captured stream of audio may be transmitted via the communication link 772 to a processor 770. The captured stream of audio includes a first portion corresponding to the first channel audio output 756a and a second portion corresponding to the second channel audio output 756b, and a portion corresponding to a vocal command 758 issued by a user 760, and the captured stream of audio has a first signal-to-noise ratio. As previously explained, the captured stream of audio may also include a third portion corresponding to the third channel audio output and additional portions corresponding to additional channels of audio output.

At 1110, a cross-correlation between the correlation reference channel and the second channel stream of audio is determined to result in a correlated second channel signal, and the correlated second channel signal is a unique portion of the second channel stream of audio relative to the correlation reference channel. Thus, only signals unique to the second channel stream of audio (relative to the correlation reference channel) are included in the correlated second channel signal.

In some embodiments, a cross-correlation between the correlation reference channel and the third channel stream of audio is determined to result in a correlated third channel signal, and the correlated third channel signal is a unique portion of the third channel stream of audio relative to the correlation reference channel. Thus, only signals unique to the third channel stream of audio (relative to the correlation reference channel) are included in the correlated third channel signal. A cross-correlation between the correlation reference channel and any additional channel streams of audio may be determined to result in further correlated channel signals.

If the correlation reference channel is the second channel stream of audio, a cross-correlation between the correlation reference channel and the first channel stream of audio is determined to result in the correlated second channel signal. A cross-correlation between the correlation reference channel and the third channel stream of audio is determined to result in a correlated third channel signal, and the correlated third channel signal is a unique portion of the third channel stream of audio relative to the correlation reference channel. Similarly, if the correlation reference channel is the third channel stream of audio, a cross-correlation between the

32

correlation reference channel and the first channel stream of audio is determined to result in the correlated second channel signal and a cross-correlation between the correlation reference channel and the second channel stream of audio is determined to result in the correlated third channel signal.

The cross-correlations may be performed in any manner, and any or all of the cross-correlations may be performed by a processor disposed on or within a housing of the playback device 700, such as the processor 702, the processor 770, the audio processing components 208 (illustrated in FIG. 2), and/or any other processor component associated with the playback device 700. Alternatively, any or all of the cross-correlations may be performed by a processor disposed remote from the playback device 700.

At 1112, one or more processors associated with the playback device 700 performs acoustic echo cancellation on the correlation reference channel, and performing acoustic echo cancellation on the correlation reference channel produces a first acoustic echo cancellation output. At 1114, one or more processors associated with the playback device 700 performs acoustic echo cancellation on the correlated second channel signal, and performing acoustic echo cancellation on the correlated second channel signal produces a second acoustic echo cancellation output. In addition, one or more processors associated with the playback device 700 may perform acoustic echo cancellation on the correlated third channel signal, and performing acoustic echo cancellation on the correlated third channel signal produces a third acoustic echo cancellation output. One or more processors associated with the playback device 700 may perform acoustic echo cancellation on the additional correlated channel signals, and performing acoustic echo cancellation on the additional correlated channel signal may produce additional acoustic echo cancellation outputs. As previously explained, the processor 770 may perform acoustic echo cancellation on any or all of the correlation reference channel, correlated second channel signal, and the correlated third channel signal.

At 1116, one or more processors associated with the playback device 700 apply the first acoustic echo cancellation output to the recorded stream of audio and apply the second acoustic echo cancellation output to the captured stream of audio, thereby increasing the signal-to noise ratio of the captured stream of audio from the first signal-to-noise ratio to a second signal-to-noise ratio, and the second signal-to-noise ratio is greater than the first signal-to-noise ratio.

In some embodiments, one or more processors associated with the playback device 700 may apply the first acoustic echo cancellation output to the recorded stream of audio, the second acoustic echo cancellation output to the captured stream of audio, and the third acoustic echo cancellation output to the captured stream of audio, thereby increasing the signal-to noise ratio of the captured stream of audio from the first signal-to-noise ratio to the second signal-to-noise ratio. In other embodiments, one or more processors associated with the playback device 700 may further apply the additional echo cancellation output to the recorded stream of audio to increase the signal-to noise ratio of the captured stream of audio from the first signal-to-noise ratio to the second signal-to-noise ratio.

The one or more processors associated with the playback device 700 may apply the first acoustic echo cancellation output, the second acoustic echo cancellation output, and optionally, the third (and additional) acoustic echo cancellation outputs to the recorded stream of audio in any manner. For example, two or more of the first acoustic echo cancel-

lation output, the second acoustic echo cancellation output, and optionally, the third (and additional) acoustic echo cancellation outputs may be simultaneously applied to the recorded stream of audio. In other examples, the first acoustic echo cancellation output, the second acoustic echo cancellation output, and optionally, the third (and additional) acoustic echo cancellation outputs may be applied to the recorded stream of audio in parallel, in series, or in any combination thereof.

As previously explained, the one or more processors that performs acoustic echo cancellation may be the same processor that applies the acoustic echo cancellation output to the captured stream of audio. In some embodiments, the one or more processors may include the processor 770, the processor 702, the audio processing components 208 (illustrated in FIG. 2), and/or any other processor component associated with the playback device 700 or any other device. In some embodiments, one or more of the processors that performs acoustic echo cancellation may be different than one or more of the processors that applies the acoustic echo cancellation output to the captured stream of audio.

The acoustic echo cancellation may be performed, for example, according to one or more embodiments of the disclosed technology. In addition, the one or more processors associated with the playback device 700 may apply the first acoustic echo cancellation output, the second acoustic echo cancellation output, and optionally, the third (and additional) acoustic echo cancellation outputs to the captured stream of audio in any known manner to increase the signal-to-noise ratio of the captured stream of audio from the first signal-to-noise ratio to the second signal-to-noise ratio. That is, with reference to the embodiment of FIG. 7, applying the first and second (and further) acoustic echo cancellation outputs to the captured stream of audio results in a second signal-to-noise ratio in the one or more communication links 774, and the second signal-to-noise ratio is greater than the first signal-to-noise ratio associated with the captured stream of audio prior to the application of the acoustic echo cancellation output (e.g., in the one or more communication links 772). Accordingly, the vocal command 758 of a user remains in the captured stream of audio for processing by the component 776 while the “noise” of the first channel audio output 756a and the second channel audio output 756b is reduced or removed.

As previously described, processing associated with acoustic echo cancellation may be performed in the Short-Time Fourier Transform [“STFT”] domain. That is, the correlation reference channel, the correlated second channel signal, the correlated third channel signal, and the captured stream of audio (and or any other signals associated with acoustic echo cancellation) may be transformed into a STFT domain. In addition, the adaptive cross-band filter may be used in the acoustic echo cancellation operation on any suitable set of signals. Further, the filter applied during application of the first and second (and, optionally, third) acoustic echo cancellation output to the captured stream of audio may be a compound filter comprising combined transfer functions for each channel to each microphone (which may be one of an array of microphones) and/or each speaker driver to each microphone.

Thus, by determining the cross-correlation between the correlation reference channel and the second channel stream of audio and a cross-correlation between the correlation reference channel and the third channel stream of audio, the computational complexity of the acoustic echo cancellation operation can be reduced relative to performing acoustic echo cancellation on each of the first channel stream of

audio, the second channel stream of audio, and the third channel stream of audio. Thus, existing playback device CPUs can be used for the acoustic echo cancellation operation to achieve a satisfactory increase in the signal-to-noise ratio of the captured stream of audio (e.g., an increase within the range of 10 db to 20 dB), thereby improving the performance of the voice control associated with the playback device 700 without incurring the cost of a more powerful CPU.

e. Example of Performing Acoustic Echo Cancellation Using Cross-Correlation

In other embodiments, a cross-correlation without a fixed reference, such as the correlation reference channel, may be incorporated into the acoustic echo cancellation process, and an exemplary method 1200 for operating the playback device 700 that incorporates a correlation reference channel is illustrated in FIG. 12.

At 1202, the playback device 700 receives a source stream of audio, and the playback device 700 has a first speaker driver 752a, at least a second speaker driver 752b, and at least one microphone 720, as previously described. As previously explained, the playback device 700 may include a third speaker driver and any number of additional speaker drivers. The source stream of audio may be received via the network interface 714 of the playback device 700, and the source stream of audio may include source audio content to be played back by the playback device 700, as previously explained. The source audio content may include a first channel stream of audio, a second channel stream of audio, and, optionally, a third channel stream of audio or additional channel streams of audio, as previously explained.

At 1204, the playback device 700 may play back, via the first speaker driver 752a, the first channel stream of audio, thereby producing a first channel audio output 756a, as previously described. At 1206, the playback device 700 may play back, via the second speaker driver 752b, the second channel stream of audio, thereby producing a second channel audio output 756b, as previously described. Also as previously described, the playback device 700 may play back, via the third speaker driver, the third channel stream of audio, thereby producing a third channel audio output. Further speaker drivers of the playback device 700 may playback further channel streams of audio, thereby producing further channel audio outputs.

At 1208, a microphone 720 receives or captures the stream of audio may be received or captured by the microphone 720. As previously described, the captured stream of audio may be transmitted via the communication link 772 to a processor 770. The captured stream of audio includes a first portion corresponding to the first channel audio output 756a, a second portion corresponding to the second channel audio output 756b, and a portion corresponding to a vocal command 758 issued by a user 760, and the captured stream of audio has a first signal-to-noise ratio. As previously explained, the captured stream of audio may also include a third portion corresponding to the third channel audio output and additional portions corresponding to additional channels of audio output.

At 1210, one or more processors associated with the playback device 700 may determine or select a first subset of the first channel stream of audio, the second channel stream of audio, and, optionally, the third channel stream of audio (and any additional channel streams of audio) based on one or more parameters. Moreover, one or more processors associated with the playback device 700 may determine or select a second subset of the first channel stream of audio, the second channel stream of audio, and, optionally, the third

35

channel stream of audio (and any additional channel streams of audio) based on one or more parameters. Additional subsets may also be determined or selected.

In some embodiments, one or more processors associated with the playback device 700 selecting or determining the first subset of the first channel stream of audio, the second channel stream of audio, and, optionally, the third channel stream of audio based on one or more parameters may include or comprise cross-correlating the first channel stream of audio, the second channel stream of audio, and, optionally, the third channel stream of audio. Selecting or determining the first subset may be based on one or more parameters that result from the cross-correlation. For example, selecting or determining the first subset may include selecting or determining signal components from any or all of the first channel stream of audio, the second channel stream of audio, and the third channel stream of audio having an energy content above a first threshold energy content and/or a correlation above a first threshold correlation.

In some embodiments, selecting or determining the second subset of the first channel stream of audio, the second channel stream of audio, and, optionally, the third channel stream of audio based on one or more parameters may include or comprise cross-correlating the first channel stream of audio, the second channel stream of audio, and, optionally, the third channel stream of audio. Selecting or determining the second subset may be based on one or more parameters that result from the cross-correlation. For example, selecting or determining the second subset may include selecting or determining signal components from any or all of the first channel stream of audio, the second channel stream of audio, and the third channel stream of audio having an energy content above a second threshold energy content and/or a correlation above a second threshold correlation. The second threshold energy content may be different than (e.g., less than) the first threshold energy content and/or the second threshold correlation may be different than (e.g., less than) the first threshold correlation.

In some embodiments, the first subset may be signals common to the first channel stream of audio, the second channel stream of audio, and, optionally, the third channel stream of audio. A second subset may then be signals unique to the first channel stream of audio, a third subset may be signals unique to the second channel stream of audio, and a fourth subset may be signals unique to the third channel stream of audio.

The cross-correlations may be performed in any manner, and any or all of the cross-correlations may be performed by a processor disposed on or within a housing of the playback device 700, such as the processor 702, the processor 770, the audio processing components 208 (illustrated in FIG. 2), and/or any other processor component associated with the playback device 700. Alternatively, any or all of the cross-correlations may be performed by a processor disposed remote from the playback device 700.

At 1212, one or more processors associated with the playback device 700 performs acoustic echo cancellation on the first subset, and performing acoustic echo cancellation on the first subset produces a first acoustic echo cancellation output. Optionally, one or more processors associated with the playback device 700 may performs acoustic echo cancellation on the second subset, and performing acoustic echo cancellation on the second subset produces a second acoustic echo cancellation output. In addition, one or more processors associated with the playback device 700 may optionally perform acoustic echo cancellation on the third

36

(and further) subsets to produce a third (and further) acoustic echo cancellation output. As previously explained, the processor 770 may perform acoustic echo cancellation on any or all of the first subset, the second subset, and the third subset.

At 1214, one or more processors associated with the playback device 700 applies the first acoustic echo cancellation output to the recorded stream of audio, thereby increasing the signal-to noise ratio of the captured stream of audio from the first signal-to-noise ratio to a second signal-to-noise ratio, and the second signal-to-noise ratio is greater than the first signal-to-noise ratio. In some embodiments, one or more processors associated with the playback device 700 may apply the first acoustic echo cancellation output to the recorded stream of audio, the second acoustic echo cancellation output to the captured stream of audio, and, optionally, the third (and further) acoustic echo cancellation output to the captured stream of audio to increase the signal-to noise ratio of the captured stream of audio from the first signal-to-noise ratio to the second signal-to-noise ratio.

In some embodiments, the one or more processors associated with the playback device 700 may apply the first acoustic echo cancellation output, the second acoustic echo cancellation output, and optionally, the third (and additional) acoustic echo cancellation outputs to the recorded stream of audio in any manner. For example, two or more of the first acoustic echo cancellation output, the second acoustic echo cancellation output, and optionally, the third (and additional) acoustic echo cancellation outputs may be simultaneously applied to the recorded stream of audio. In other examples, the first acoustic echo cancellation output, the second acoustic echo cancellation output, and optionally, the third (and additional) acoustic echo cancellation outputs may be applied to the recorded stream of audio in parallel, in series, or in any combination thereof.

As previously explained, the one or more processors that performs acoustic echo cancellation may be the same processor that applies the acoustic echo cancellation output to the captured stream of audio. In some embodiments, the one or more processors may include the processor 770, the processor 702, the audio processing components 208 (illustrated in FIG. 2), and/or any other processor component associated with the playback device 700 or any other device. In some embodiments, one or more of the processors that performs acoustic echo cancellation may be different than one or more of the processors that applies the acoustic echo cancellation output to the captured stream of audio.

The acoustic echo cancellation may be performed, for example, according to one or more embodiments of the disclosed technology. The one or more processors associated with the playback device 700 may apply the first acoustic echo cancellation output, and, optionally, the second acoustic echo cancellation output, and the third (and additional) acoustic echo cancellation outputs to the captured stream of audio in any known manner to increase the signal-to noise ratio of the captured stream of audio from the first signal-to-noise ratio to the second signal-to-noise ratio. That is, with reference to the embodiment of FIG. 7, applying the first and second (and further) acoustic echo cancellation outputs to the captured stream of audio results in a second signal-to-noise ratio in the one or more communication links 774, and the second signal-to-noise ratio is greater than the first signal-to-noise ratio associated with the captured stream of audio prior to the application of the acoustic echo cancellation output (e.g., in the one or more communication links 772). In some embodiments, the difference between the second signal-to-noise ratio and the first signal-to-noise ratio

37

may be within the range of 10 db (or approximately 10 dB) to 20 dB (or approximately 20 dB). Thus, the vocal command 758 of a user remains in the captured stream of audio for processing by the component 776 while the “noise” of the first channel audio output 756a and the second channel audio output 756b is reduced or removed.

As previously described, processing associated with acoustic echo cancellation may be performed in the Short-Time Fourier Transform [“STFT”] domain. That is, the first, second, and third subset of the channel streams of audio and the captured stream of audio (and or any other signals associated with acoustic echo cancellation) may be transformed into a STFT domain. In addition, the adaptive cross-band filter may be used in the acoustic echo cancellation operation on any suitable set of signals. Further, the filter applied during application of the first and second (and, optionally, third) acoustic echo cancellation output to the captured stream of audio may be a compound filter comprising combined transfer functions for each channel to each microphone (which may be one of an array of microphones) and/or each speaker driver to each microphone.

Thus, by determining the cross-correlation between the first channel stream of audio, the second channel stream of audio and any additional streams of audio, the computational complexity of the acoustic echo cancellation operation can be reduced relative to performing acoustic echo cancellation on each of the first channel stream of audio, the second channel stream of audio, and the third channel stream of audio, as previously described.

Performing acoustic echo cancellation as described herein (and/or applying an acoustic echo cancellation output to the captured stream of audio) may be triggered in any suitable manner. For example, one or more processors associated with the playback device 700 may detect that a playback function is initiated by the playback device 700. In other examples, one or more processors associated with the playback device 700 may detect that an unmute command is received by the playback device after the playback function is initiated.

The examples provided herein involve methods, playback devices, and tangible, non-transitory computer-readable mediums. An embodiment of a method of operating a playback device may include receiving, via a network interface of the playback device, a source stream of audio comprising source audio content to be played back by the playback device. The playback device comprises a first speaker driver and at least a second speaker driver and further comprises at one or more microphone. The source audio content comprises a first channel stream of audio and a second channel stream of audio. The method may also include producing a first channel audio output by playing back, via the first speaker driver, the first channel stream of audio, and producing a second channel audio output by playing back, via the second speaker driver, the second channel stream of audio. The method may further include receiving, via the one or more microphones, a captured stream of audio comprising a first portion corresponding to the first channel audio output, and further comprising a second portion corresponding to the second channel audio output, wherein the captured stream of audio has a first signal-to-noise ratio. The method may additionally include combining the first channel stream of audio and the second channel stream of audio into a compound audio signal and transforming the compound audio signal and the captured stream of audio into a Short-Time Fourier Transform domain. The method also includes performing acoustic echo cancellation on the compound audio signal, and performing

38

acoustic echo cancellation on the compound audio signal produces an acoustic echo cancellation output. The method may additionally include applying the acoustic echo cancellation output to the captured stream of audio, thereby increasing the signal-to noise ratio of the captured stream of audio from the first signal-to-noise ratio to a second signal-to-noise ratio, wherein the second signal-to-noise ratio is greater than the first signal-to-noise ratio.

In another aspect, a non-transitory computer-readable medium is provided. The non-transitory computer readable medium has stored thereon instructions executable by a computing device to cause the computing device to perform functions. The functions include receiving, via a network interface of the playback device, a source stream of audio comprising source audio content to be played back by the playback device, and the playback device comprises a first speaker driver and at least a second speaker driver and further comprises at least one microphone. The source audio content comprises a first channel stream of audio and a second channel stream of audio. The functions may also include producing a first channel audio output by playing back, via the first speaker driver, the first channel stream of audio, and producing a second channel audio output by playing back, via the second speaker driver, the second channel stream of audio. The functions may further include receiving, via the one or more microphones, a captured stream of audio comprising a first portion corresponding to the first channel audio output, and further comprising a second portion corresponding to the second channel audio output, wherein the captured stream of audio has a first signal-to-noise ratio. The functions may additionally include combining the first channel stream of audio and the second channel stream of audio into a compound audio signal and transforming the compound audio signal and the captured stream of audio into a Short-Time Fourier Transform domain. The functions also include performing acoustic echo cancellation on the compound audio signal, and performing acoustic echo cancellation on the compound audio signal produces an acoustic echo cancellation output. The functions may additionally include applying the acoustic echo cancellation output to the captured stream of audio, thereby increasing the signal-to noise ratio of the captured stream of audio from the first signal-to-noise ratio to a second signal-to-noise ratio, wherein the second signal-to-noise ratio is greater than the first signal-to-noise ratio.

In yet another aspect, a playback device is provided. The playback device includes a first speaker driver, at least a second speaker driver, one or more microphones, a processor, and a memory. The memory has stored thereon instructions executable by the processor to cause the playback device to perform functions. The functions include receiving, via a network interface of the playback device, a source stream of audio comprising source audio content to be played back by the playback device. The source audio content comprises a first channel stream of audio and a second channel stream of audio. The functions may also include producing a first channel audio output by playing back, via the first speaker driver, the first channel stream of audio, and producing a second channel audio output by playing back, via the second speaker driver, the second channel stream of audio. The functions may further include receiving, via the one or more microphones, a captured stream of audio comprising a first portion corresponding to the first channel audio output, and further comprising a second portion corresponding to the second channel audio output, wherein the captured stream of audio has a first signal-to-noise ratio. The functions may additionally include

combining the first channel stream of audio and the second channel stream of audio into a compound audio signal. The functions also include performing acoustic echo cancellation on the compound audio signal, and performing acoustic echo cancellation on the compound audio signal produces an acoustic echo cancellation output. The functions may additionally include applying the acoustic echo cancellation output to the captured stream of audio, thereby increasing the signal-to noise ratio of the captured stream of audio from the first signal-to-noise ratio to a second signal-to-noise ratio, wherein the second signal-to-noise ratio is greater than the first signal-to-noise ratio.

In a further aspect, the captured stream of audio comprises a third portion corresponding to a vocal command issued by a user, and wherein increasing the signal-to-noise ratio of the captured stream of audio from the first signal-to-noise ratio to the second signal-to-noise ratio results in the first portion and second portion being eliminated or minimized in the captured stream of audio.

In a further aspect, the functions also include detecting a trigger to perform acoustic echo cancellation on the compound audio signal, wherein detecting the trigger comprises detecting that (a) a playback function is initiated by the playback device or (b) an unmute command is received by the playback device after the playback function is initiated.

A further aspect of a method of operating a playback device may include receiving, via a network interface of the playback device, a source stream of audio comprising source audio content to be played back by the playback device. The playback device comprises a first speaker driver and at least a second speaker driver and further comprises one or more microphones. The source audio content comprises a first channel stream of audio and a second channel stream of audio. The method may also include producing a first channel audio output by playing back, via the first speaker driver, the first channel stream of audio, and producing a second channel audio output by playing back, via the second speaker driver, the second channel stream of audio. The method may further include receiving, via the one or more microphones, a captured stream of audio comprising a first portion corresponding to the first channel audio output and a second portion corresponding to the second channel audio output and further comprising a second portion corresponding to the second channel audio output, wherein the captured stream of audio has a first signal-to-noise ratio. The method may also include performing a singular value decomposition on the first channel stream of audio and the second channel stream of audio to result in a combined set of signal components. The method may additionally include selecting a subset of the combined set of signal components based on one or more parameters. The method may also include performing acoustic echo cancellation on the subset of the combined set of signal components, wherein performing acoustic echo cancellation on the subset of the combined set of signal produces a first acoustic echo cancellation output. The method may additionally include applying the first acoustic echo cancellation output to the captured stream of audio, thereby increasing the signal-to noise ratio of the captured stream of audio from the first signal-to-noise ratio to a second signal-to-noise ratio, wherein the second signal-to-noise ratio is greater than the first signal-to-noise ratio.

In another aspect, a non-transitory computer-readable medium is provided. The non-transitory computer readable medium has stored thereon instructions executable by a computing device to cause the computing device to perform functions. The functions include receiving, via a network interface of the playback device, a source stream of audio

comprising source audio content to be played back by the playback device. The playback device comprises a first speaker driver and at least a second speaker driver and further comprises one or more microphones. The source audio content comprises a first channel stream of audio and a second channel stream of audio. The functions may also include producing a first channel audio output by playing back, via the first speaker driver, the first channel stream of audio, and producing a second channel audio output by playing back, via the second speaker driver, the second channel stream of audio. The functions may further include receiving, via the one or more microphones, a captured stream of audio comprising a first portion corresponding to the first channel audio output and a second portion corresponding to the second channel audio output and further comprising a second portion corresponding to the second channel audio output, wherein the captured stream of audio has a first signal-to-noise ratio. The functions may also include performing a singular value decomposition on the first channel stream of audio and the second channel stream of audio to result in a combined set of signal components. The functions may additionally include selecting a subset of the combined set of signal components based on one or more parameters. The functions may also include performing acoustic echo cancellation on the subset of the combined set of signal components, wherein performing acoustic echo cancellation on the subset of the first set of signal produces a first acoustic echo cancellation output. The functions may additionally include applying the first acoustic echo cancellation output to the captured stream of audio, thereby increasing the signal-to noise ratio of the captured stream of audio from the first signal-to-noise ratio to a second signal-to-noise ratio, wherein the second signal-to-noise ratio is greater than the first signal-to-noise ratio.

In yet another aspect, a playback device is provided. The playback device includes a first speaker driver, at least a second speaker driver, one or more microphones, a processor and a memory. The memory has stored thereon instructions executable by the processor to cause the playback device to perform functions. The functions include receiving, via a network interface of the playback device, a source stream of audio comprising source audio content to be played back by the playback device. The source audio content comprises a first channel stream of audio and a second channel stream of audio. The functions may also include producing a first channel audio output by playing back, via the first speaker driver, the first channel stream of audio, and producing a second channel audio output by playing back, via the second speaker driver, the second channel stream of audio. The functions may further include receiving, via the one or more microphones, a captured stream of audio comprising a first portion corresponding to the first channel audio output and a second portion corresponding to the second channel audio output, wherein the captured stream of audio has a first signal-to-noise ratio. The functions may also include performing a singular value decomposition on the first channel stream of audio and the second channel stream of audio to result in a combined set of signal components. The functions may additionally include selecting a subset of the combined set of signal components based on one or more parameters. The functions may also include performing acoustic echo cancellation on the subset of the combined set of signal components, wherein performing acoustic echo cancellation on the subset of the combined set of signal produces a first acoustic echo cancellation output. The functions may additionally include applying the first acoustic echo cancellation output to the

41

captured stream of audio, thereby increasing the signal-to-noise ratio of the captured stream of audio from the first signal-to-noise ratio to a second signal-to-noise ratio, wherein the second signal-to-noise ratio is greater than the first signal-to-noise ratio.

In a further aspect, the captured stream of audio comprises a third portion corresponding to a vocal command issued by a user, and wherein increasing the signal-to-noise ratio of the captured stream of audio from the first signal-to-noise ratio to the second signal-to-noise ratio results in the first portion and second portion being eliminated or minimized in the captured stream of audio.

In a still further aspect, the functions may additionally include detecting a trigger to perform acoustic echo cancellation on the on the subset of the first set of signal components or the subset of the second set of signal components, wherein detecting the trigger comprises detecting that (a) a playback function is initiated by the playback device or (b) an unmute command is received by the playback device after the playback function is initiated.

IV. Conclusion

The description above discloses, among other things, various example systems, methods, apparatus, and articles of manufacture including, among other components, firmware and/or software executed on hardware. It is understood that such examples are merely illustrative and should not be considered as limiting. For example, it is contemplated that any or all of the firmware, hardware, and/or software aspects or components can be embodied exclusively in hardware, exclusively in software, exclusively in firmware, or in any combination of hardware, software, and/or firmware. Accordingly, the examples provided are not the only way(s) to implement such systems, methods, apparatus, and/or articles of manufacture.

Additionally, references herein to “embodiment” means that a particular feature, structure, or characteristic described in connection with the embodiment can be included in at least one example embodiment of an invention. The appearances of this phrase in various places in the specification are not necessarily all referring to the same embodiment, nor are separate or alternative embodiments mutually exclusive of other embodiments. As such, the embodiments described herein, explicitly and implicitly understood by one skilled in the art, can be combined with other embodiments.

The specification is presented largely in terms of illustrative environments, systems, procedures, steps, logic blocks, processing, and other symbolic representations that directly or indirectly resemble the operations of data processing devices coupled to networks. These process descriptions and representations are typically used by those skilled in the art to most effectively convey the substance of their work to others skilled in the art. Numerous specific details are set forth to provide a thorough understanding of the present disclosure. However, it is understood to those skilled in the art that certain embodiments of the present disclosure can be practiced without certain, specific details. In other instances, well known methods, procedures, components, and circuitry have not been described in detail to avoid unnecessarily obscuring aspects of the embodiments. Accordingly, the scope of the present disclosure is defined by the appended claims rather than the foregoing description of embodiments.

When any of the appended claims are read to cover a purely software and/or firmware implementation, at least one of the elements in at least one example is hereby expressly defined to include a tangible, non-transitory

42

medium such as a memory, DVD, CD, Blu-ray, and so on, storing the software and/or firmware.

The invention claimed is:

1. A playback device comprising:

a first speaker driver;

a second speaker driver;

at least one processor;

a network interface;

a non-transitory computer-readable medium; and

program instructions stored on the non-transitory computer-readable medium that are executable by the at least one processor such that the playback device is configured to:

receive, via the network interface, a source stream of audio comprising source audio content to be played back by the playback device, wherein the source audio content comprises a first channel stream of audio and a second channel stream of audio;

produce a first channel audio output by playing back, via the first speaker driver, the first channel stream of audio;

produce a second channel audio output by playing back, via the second speaker driver, the second channel stream of audio;

receive, via one or more microphones, a captured stream of audio comprising (i) a first portion corresponding to the first channel audio output and (ii) a second portion corresponding to the second channel audio output, wherein the captured stream of audio has a first signal-to-noise ratio;

determine a set of signal components from at least one of the first channel stream of audio or the second channel stream of audio;

select a subset of the set of signal components;

perform acoustic echo cancellation on the subset of the set of signal components and thereby produce an acoustic echo cancellation output; and

apply the acoustic echo cancellation output to the captured stream of audio and thereby increase the signal-to-noise ratio of the captured stream of audio from the first signal-to-noise ratio to a second signal-to-noise ratio that is greater than the first signal-to-noise ratio.

2. The playback device of claim 1, wherein the captured stream of audio comprises a third portion corresponding to a vocal command issued by a user, and wherein application of the acoustic echo cancellation output to the captured stream of audio results in the first portion and second portion being eliminated or minimized in the captured stream of audio.

3. The playback device of claim 1, further comprising program instructions stored on the non-transitory computer-readable medium that are executable by the at least one processor such that the playback device is configured to:

detect a trigger to perform the acoustic echo cancellation on the subset of the set of signal components.

4. The playback device of claim 3, wherein the program instructions that are executable by the at least one processor such that the playback device is configured to detect the trigger comprise program instructions that are executable by the at least one processor such that the playback device is configured to detect that (a) a playback function is initiated by the playback device or (b) an unmute command is received by the playback device after the playback function is initiated.

5. The playback device of claim 1, further comprising program instructions stored on the non-transitory computer-

43

readable medium that are executable by the at least one processor such that the playback device is configured to:

combine at least the first channel stream of audio and the second channel stream of audio into a compound audio signal,

wherein the program instructions that are executable by the at least one processor such that the playback device is configured to determine the set of signal components from at least one of the first channel stream of audio or the second channel stream of audio comprise program instructions that are executable by the at least one processor such that the playback device is configured to determine the set of signal components from the compound audio signal.

6. The playback device of claim 5,

wherein the source audio content further comprises a third channel stream of audio,

wherein the playback device further comprises

(i) a third speaker driver and (ii)

program instructions stored on the non-transitory computer-readable medium that are executable by the at least one processor such that the playback device is configured to

produce a third channel audio output by playing back, via the third speaker driver, the third channel stream of audio,

wherein the captured stream of audio further comprises a third portion corresponding to the third channel audio output, and

wherein the program instructions that are executable by the at least one processor such that the playback device is configured to combine at least the first channel stream of audio and the second channel stream of audio into the compound audio signal comprise program instructions that are executable by the at least one processor such that the playback device is configured to combine the first channel stream of audio, the second channel stream of audio, and the third channel stream of audio into the compound audio signal.

7. The playback device of claim 5, wherein the program instructions that are executable by the at least one processor such that the playback device is configured to combine at least the first channel stream of audio and the second channel stream of audio into the compound audio signal comprise program instructions that are executable by the at least one processor such that the playback device is configured to sum at least the first channel stream of audio and the second channel stream of audio into the compound audio signal.

8. The playback device of claim 1, further comprising program instructions stored on the non-transitory computer-readable medium that are executable by the at least one processor such that the playback device is configured to:

before performing the acoustic echo cancellation on the subset of the set of signal components, transform the captured stream of audio and at least one of the first channel stream of audio or the second channel stream of audio from a time domain into a frequency domain.

9. The playback device of claim 1, wherein the one or more microphones are located on the playback device.

10. A method of operating a playback device having a first speaker driver and at least a second speaker driver, the method comprising:

receiving, via a network interface of the playback device, a source stream of audio comprising source audio content to be played back by the playback device,

44

wherein the source audio content comprises a first channel stream of audio and a second channel stream of audio;

producing a first channel audio output by playing back, via the first speaker driver, the first channel stream of audio;

producing a second channel audio output by playing back, via the second speaker driver, the second channel stream of audio;

receiving, via one or more microphones, a captured stream of audio comprising (i) a first portion corresponding to the first channel audio output and (ii) a second portion corresponding to the second channel audio output, wherein the captured stream of audio has a first signal-to-noise ratio;

determining a set of signal components from at least one of the first channel stream of audio or the second channel stream of audio;

selecting a subset of the set of signal components;

performing acoustic echo cancellation on the subset of the set of signal components and thereby producing an acoustic echo cancellation output; and

applying the acoustic echo cancellation output to the captured stream of audio and thereby increasing the signal-to noise ratio of the captured stream of audio from the first signal-to-noise ratio to a second signal-to-noise ratio that is greater than the first signal-to-noise ratio.

11. The method of claim 10, wherein the captured stream of audio comprises a third portion corresponding to a vocal command issued by a user, and wherein applying the acoustic echo cancellation output to the captured stream of audio results in the first portion and second portion being eliminated or minimized in the captured stream of audio.

12. The method of claim 10, further comprising:

combining at least the first channel stream of audio and the second channel stream of audio into a compound audio signal,

wherein determining the set of signal components from at least one of the first channel stream of audio or the second channel stream of audio comprises determining the set of signal components from the compound audio signal.

13. The method of claim 12,

wherein the source audio content comprises the first channel stream of audio, the second channel stream of audio, and a third channel stream of audio,

wherein the playback device comprises a third speaker driver,

wherein the method further comprises producing a third channel audio output by playing back, via the third speaker driver, the third channel stream of audio,

wherein the captured stream of audio further comprises a third portion corresponding to the third channel audio output, and

wherein combining at least the first channel stream of audio and the second channel stream of audio into the compound audio signal comprises combining the first channel stream of audio, the second channel stream of audio, and the third channel stream of audio into the compound audio signal.

14. The method of claim 12, wherein combining at least the first channel stream of audio and the second channel stream of audio into the compound audio signal comprises summing at least the first channel stream of audio and the second channel stream of audio into the compound audio signal.

45

15. The method of claim 10, further comprising:

before performing the acoustic echo cancellation on the subset of the set of signal components, transforming the captured stream of audio and at least one of the first channel stream of audio or the second channel stream of audio from a time domain into a frequency domain.

16. A non-transitory computer-readable medium, wherein the non-transitory computer-readable medium is provisioned with program instructions that, when executed by at least one processor, cause a playback device to:

receive, via a network interface of the playback device, a source stream of audio comprising source audio content to be played back by the playback device, wherein the source audio content comprises a first channel stream of audio and a second channel stream of audio;

produce a first channel audio output by playing back, via a first speaker driver of the playback device, the first channel stream of audio;

produce a second channel audio output by playing back, via a second speaker driver of the playback device, the second channel stream of audio;

receive, via one or more microphones, a captured stream of audio comprising (i) a first portion corresponding to the first channel audio output and (ii) a second portion corresponding to the second channel audio output, wherein the captured stream of audio has a first signal-to-noise ratio;

determine a set of signal components from at least one of the first channel stream of audio or the second channel stream of audio;

select a subset of the set of signal components;

perform acoustic echo cancellation on the subset of the set of signal components and thereby produce an acoustic echo cancellation output; and

apply the acoustic echo cancellation output to the captured stream of audio and thereby increase the signal-to-noise ratio of the captured stream of audio from the first signal-to-noise ratio to a second signal-to-noise ratio that is greater than the first signal-to-noise ratio.

17. The non-transitory computer-readable medium of claim 16, wherein the non-transitory computer-readable medium is also provisioned with program instructions that, when executed by at least one processor, cause the playback device to:

combine at least the first channel stream of audio and the second channel stream of audio into a compound audio signal,

wherein the program instructions that, when executed by at least one processor, cause the playback device to determine the set of signal components from at least

46

one of the first channel stream of audio or the second channel stream of audio comprise program instructions that, when executed by at least one processor, cause the playback device to determine the set of signal components from the compound audio signal.

18. The non-transitory computer-readable medium of claim 17,

wherein the source audio content comprises the first channel stream of audio, the second channel stream of audio, and a third channel stream of audio,

wherein the non-transitory computer-readable medium is also provisioned with program instructions that, when executed by at least one processor, cause the playback device to

produce a third channel audio output by playing back, via a third speaker driver of the playback device, the third channel stream of audio,

wherein the captured stream of audio further comprises a third portion corresponding to the third channel audio output, and

wherein the program instructions that, when executed by at least one processor, cause the playback device to combine at least the first channel stream of audio and the second channel stream of audio into the compound audio signal comprise program instructions that, when executed by at least one processor, cause the playback device to combine the first channel stream of audio, the second channel stream of audio, and the third channel stream of audio into the compound audio signal.

19. The non-transitory computer-readable medium of claim 17, wherein the program instructions that, when executed by at least one processor, cause the playback device to combine at least the first channel stream of audio and the second channel stream of audio into the compound audio signal comprise program instructions that, when executed by at least one processor, cause the playback device to sum at least the first channel stream of audio and the second channel stream of audio into the compound audio signal.

20. The non-transitory computer-readable medium of claim 16, wherein the non-transitory computer-readable medium is also provisioned with program instructions that, when executed by at least one processor, cause the playback device to:

before performing the acoustic echo cancellation on the subset of the set of signal components, transform the captured stream of audio and at least one of the first channel stream of audio or the second channel stream of audio from a time domain into a frequency domain.

* * * * *