



US011134722B2

(12) **United States Patent**
Verleur et al.

(10) **Patent No.:** **US 11,134,722 B2**
(45) **Date of Patent:** ***Oct. 5, 2021**

(54) **VAPORIZER**

(71) Applicant: **VMR Products, LLC**, Miami, KY
(US)

(72) Inventors: **Jan Andries Verleur**, Miami Beach, FL
(US); **Dan Recio**, Miami, FL (US);
Yifeng Lu, Miami, FL (US); **Yinjun**
Zhang, Miami, FL (US); **Arturo**
Fajardo, Miami, FL (US); **Hans**
Verleur, El Dorado, CA (US)

(73) Assignee: **VMR Products LLC**, San Francisco,
CA (US)

(*) Notice: Subject to any disclaimer, the term of this
patent is extended or adjusted under 35
U.S.C. 154(b) by 0 days.

This patent is subject to a terminal dis-
claimer.

(21) Appl. No.: **16/119,359**

(22) Filed: **Aug. 31, 2018**

(65) **Prior Publication Data**

US 2018/0368481 A1 Dec. 27, 2018

Related U.S. Application Data

(63) Continuation of application No. 14/539,801, filed on
Nov. 12, 2014, now Pat. No. 10,085,481.

(Continued)

(51) **Int. Cl.**
A24F 47/00 (2020.01)
A61M 15/06 (2006.01)

(Continued)

(52) **U.S. Cl.**
CPC **A24F 47/008** (2013.01); **A24F 40/00**
(2020.01); **A24F 40/44** (2020.01); **A61M**
11/042 (2014.02);

(Continued)

(58) **Field of Classification Search**

CPC **A24F 47/008**; **A24F 47/004**; **A24F 47/006**;
A61M 15/06
See application file for complete search history.

(56) **References Cited**

U.S. PATENT DOCUMENTS

3,085,145 A 4/1963 Wray
3,200,819 A 8/1965 Gilbert
(Continued)

FOREIGN PATENT DOCUMENTS

AU 2014206215 A1 8/2014
AU 2014208287 A1 8/2014
(Continued)

OTHER PUBLICATIONS

"New Tank E-Cigarette:innokin 510T." From China Manufacturer,
Manufactory, Factory and Supplier on ECVV.com, Nov. 15, 2011,
www.ecvv.com/product/3118191.html.

(Continued)

Primary Examiner — Joseph S Del Sole

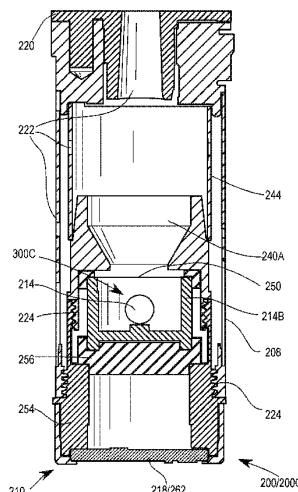
Assistant Examiner — Mohamed K Ahmed Ali

(74) *Attorney, Agent, or Firm* — Mintz Levin Cohn Ferris
Glovsky and Popeo, P.C.

(57) **ABSTRACT**

An electronic cigarette or vaporizer may include a shell and
a cartomizer receivable within a chamber within a portion of
the shell. A basin may be included in the cartomizer to hold
a vaporizable fluid, dry substance, or other vaporizable
substance such as a wax. A heating element may be provided
within the basin which may have a flexible non-conductive
material and a flexible conductive material.

21 Claims, 19 Drawing Sheets



Related U.S. Application Data

- (60) Provisional application No. 62/015,148, filed on Jun. 20, 2014, provisional application No. 61/937,851, filed on Feb. 10, 2014, provisional application No. 61/903,344, filed on Nov. 12, 2013.

(51) Int. Cl.

A61M 15/00 (2006.01)
A61M 11/04 (2006.01)
H02J 7/00 (2006.01)
A24F 40/00 (2020.01)
A24F 40/44 (2020.01)
A24F 40/40 (2020.01)

(52) U.S. Cl.

CPC *A61M 15/06* (2013.01); *H02J 7/00* (2013.01); *H02J 7/0042* (2013.01); *A24F 40/40* (2020.01); *A61M 15/0021* (2014.02); *A61M 2205/07* (2013.01); *A61M 2205/332* (2013.01); *A61M 2205/3368* (2013.01); *A61M 2205/3633* (2013.01); *A61M 2205/3653* (2013.01); *A61M 2205/502* (2013.01); *A61M 2205/584* (2013.01); *A61M 2205/6027* (2013.01); *A61M 2205/6081* (2013.01); *A61M 2205/8206* (2013.01); *A61M 2205/8237* (2013.01); *A61M 2206/20* (2013.01); *A61M 2209/06* (2013.01); *H02J 7/0047* (2013.01); *H02J 7/0048* (2020.01)

(56)

References Cited

U.S. PATENT DOCUMENTS

3,258,015 A	6/1966	Ellis et al.	6,322,268 B1	11/2001	Kaufmann et al.
3,918,451 A	11/1975	Steil	6,443,146 B1	9/2002	Voges
3,934,117 A	1/1976	Schladitz	6,501,052 B2	12/2002	Cox et al.
4,171,000 A	10/1979	Uhle	6,516,796 B1	2/2003	Cox et al.
4,745,705 A	5/1988	Yamamoto et al.	6,532,965 B1	3/2003	Abhulimen et al.
4,771,796 A	9/1988	Myer	6,603,924 B2	8/2003	Brown et al.
4,793,365 A	12/1988	Sensabaugh et al.	6,701,921 B2	3/2004	Sprinkel, Jr. et al.
4,811,731 A	3/1989	Newell et al.	6,708,846 B1	3/2004	Fuchs et al.
4,848,374 A	7/1989	Chard et al.	6,772,756 B2	8/2004	Shayan
4,941,236 A	7/1990	Sherman et al.	7,173,222 B2	2/2007	Cox et al.
4,947,874 A	8/1990	Brooks et al.	7,318,435 B2	1/2008	Pentafragas
4,947,875 A	8/1990	Brooks et al.	D590,990 S	4/2009	Hon
4,972,855 A	11/1990	Kuriyama et al.	7,530,352 B2	5/2009	Childers et al.
4,993,436 A	2/1991	Bloom, Jr.	7,726,320 B2	6/2010	Robinson et al.
5,020,548 A	6/1991	Farrier et al.	7,802,569 B2	9/2010	Yeates et al.
5,042,509 A	8/1991	Banerjee et al.	7,832,410 B2	11/2010	Hon
5,050,621 A	9/1991	Creighton et al.	7,913,688 B2	3/2011	Cross et al.
5,117,482 A	5/1992	Hauber	8,042,550 B2	10/2011	Urtsev et al.
5,144,962 A	9/1992	Counts et al.	8,156,944 B2	4/2012	Han
5,224,498 A	7/1993	Deevi et al.	8,205,622 B2	6/2012	Pan
5,249,586 A	10/1993	Morgan et al.	8,251,060 B2	8/2012	White et al.
5,261,424 A	11/1993	Sprinkel	8,322,350 B2	12/2012	Lipowicz
5,269,327 A	12/1993	Counts et al.	D675,777 S	2/2013	Wu
5,345,951 A	9/1994	Serrano et al.	8,365,742 B2	2/2013	Hon
5,372,148 A	12/1994	McCafferty et al.	8,371,310 B2	2/2013	Brenneise
5,479,948 A	1/1996	Counts et al.	8,375,957 B2	2/2013	Hon
5,505,214 A	4/1996	Collins et al.	8,393,331 B2	3/2013	Hon
5,666,977 A	9/1997	Higgins et al.	8,402,976 B2	3/2013	Fernando et al.
5,682,050 A	10/1997	Williams	8,479,747 B2	7/2013	O'Connell
5,730,158 A	3/1998	Collins et al.	8,490,628 B2	7/2013	Hon
5,865,185 A	2/1999	Collins et al.	8,495,998 B2	7/2013	Schennum
5,865,186 A	2/1999	Volsey, II	D688,415 S	8/2013	Kim
5,996,589 A	12/1999	St. Charles	8,499,766 B1	8/2013	Newton
6,026,820 A	2/2000	Baggett, Jr. et al.	8,511,318 B2	8/2013	Hon
6,040,560 A	3/2000	Fleischhauer et al.	8,522,776 B2	9/2013	Wright et al.
6,090,082 A	7/2000	King et al.	8,539,959 B1	9/2013	Scatterday
6,125,853 A	10/2000	Susa et al.	8,550,069 B2	10/2013	Alelov
6,155,268 A	12/2000	Takeuchi	8,578,942 B2	11/2013	Schennum
6,196,218 B1	3/2001	Voges	D695,450 S	12/2013	Benassayag et al.
6,234,167 B1	5/2001	Cox et al.	8,678,012 B2	3/2014	Li et al.
			8,689,805 B2	4/2014	Hon
			8,707,965 B2	4/2014	Newton
			8,714,150 B2	5/2014	Alelov
			8,714,161 B2	5/2014	Liu
			8,752,545 B2	6/2014	Buchberger
			8,752,557 B2	6/2014	Lipowicz
			8,757,169 B2	6/2014	Gysland
			8,770,187 B2	7/2014	Murphy
			8,781,307 B2	7/2014	Buzzetti
			8,794,231 B2	8/2014	Thorens et al.
			8,813,759 B1	8/2014	Horian
			8,820,330 B2	9/2014	Bellinger et al.
			8,851,068 B2	10/2014	Cohen et al.
			8,851,081 B2	10/2014	Fernando et al.
			8,857,446 B2	10/2014	Wu
			8,863,752 B2	10/2014	Hon
			8,869,792 B1	10/2014	Lee
			D718,492 S	11/2014	Albanese
			8,881,737 B2	11/2014	Collett et al.
			8,893,726 B2	11/2014	Hon
			8,897,628 B2	11/2014	Conley et al.
			D720,094 S	12/2014	Alima
			D720,095 S	12/2014	Alima
			D720,496 S	12/2014	Alima
			D720,497 S	12/2014	Alima
			8,899,239 B2	12/2014	Hon
			8,899,240 B2	12/2014	Mass
			8,905,040 B2	12/2014	Scatterday et al.
			8,910,639 B2	12/2014	Chang et al.
			8,910,640 B2	12/2014	Sears et al.
			8,910,641 B2	12/2014	Hon
			8,915,254 B2	12/2014	Monsees et al.
			D720,882 S	1/2015	Albanese
			D720,883 S	1/2015	Albanese
			8,925,555 B2	1/2015	Monsees et al.
			8,931,492 B2	1/2015	Scatterday
			8,948,578 B2	2/2015	Buchberger
			8,950,395 B2	2/2015	Schennum
			8,955,522 B1	2/2015	Bowen et al.

(56)

References Cited

U.S. PATENT DOCUMENTS

D725,310 S	3/2015	Eksouzian	9,364,027 B2	6/2016	Hon
8,975,764 B1	3/2015	Abchaser	9,364,800 B2	6/2016	Dubief
8,978,663 B2	3/2015	Newton	9,379,364 B2	6/2016	Alima
8,991,402 B2	3/2015	Bowen et al.	D762,003 S	7/2016	Lomeli
9,004,073 B2	4/2015	Tucker et al.	9,380,812 B2	7/2016	Chung
9,010,335 B1	4/2015	Scatterday	9,386,805 B2	7/2016	Liu
9,016,274 B1	4/2015	White	D763,502 S	8/2016	Verleur et al.
D728,855 S	5/2015	Liu	9,408,416 B2	8/2016	Monsees et al.
D729,366 S	5/2015	Kauss et al.	9,414,627 B2	8/2016	Liu
9,022,026 B2	5/2015	Fang	9,414,628 B2	8/2016	Liu
9,038,642 B2	5/2015	Liu	9,420,829 B2	8/2016	Thorens et al.
9,046,278 B2	6/2015	Koller	9,420,831 B2	8/2016	Liu
9,055,617 B2	6/2015	Thorens et al.	9,423,152 B2	8/2016	Ampolini et al.
9,055,770 B2	6/2015	Liu	9,427,022 B2	8/2016	Levin et al.
9,060,388 B2	6/2015	Liu	9,427,023 B2	8/2016	Liu
9,060,548 B2	6/2015	Zheng et al.	9,427,024 B2	8/2016	Liu
9,072,321 B2	7/2015	Liu	9,427,025 B2	8/2016	Liu
9,072,322 B2	7/2015	Liu	9,427,026 B2	8/2016	Wu
9,078,472 B2	7/2015	Liu	9,439,455 B2	9/2016	Alarcon et al.
9,078,473 B2	7/2015	Worm et al.	9,439,456 B2	9/2016	Liu
9,078,474 B2	7/2015	Thompson	9,440,035 B2	9/2016	Chung
9,078,475 B2	7/2015	Li et al.	9,451,790 B2	9/2016	Liu
9,089,168 B2	7/2015	Liu	9,451,793 B2	9/2016	Zhou
9,095,175 B2	8/2015	Terry et al.	9,456,632 B2	10/2016	Hon
9,101,729 B2	8/2015	Liu	9,456,633 B2	10/2016	Liu
9,113,659 B2	8/2015	Liu	9,459,021 B2	10/2016	Greim et al.
9,131,733 B2	9/2015	Liu	9,462,832 B2	10/2016	Lord
9,155,336 B2	10/2015	Liu	9,474,305 B2	10/2016	Liu
9,167,852 B2	10/2015	Xiu	9,480,285 B2	11/2016	Liu
D743,099 S	11/2015	Oglesby	9,480,286 B2	11/2016	Liu
9,185,937 B2	11/2015	Liu	9,497,994 B2	11/2016	Liu
9,197,726 B2	11/2015	Stanimirovic et al.	9,497,995 B2	11/2016	Liu
D744,419 S	12/2015	Bowen et al.	9,497,997 B2	11/2016	Wu
9,198,463 B2	12/2015	Liu	9,497,998 B2	11/2016	Chen
9,198,464 B2	12/2015	Liu	9,497,999 B2	11/2016	Lord
9,198,466 B2	12/2015	Liu	9,498,588 B2	11/2016	Benassayag et al.
9,204,670 B2	12/2015	Liu	9,504,279 B2	11/2016	Chen
9,215,895 B2	12/2015	Bowen et al.	9,510,624 B2	12/2016	Li et al.
9,220,302 B2	12/2015	DePiano et al.	9,516,898 B2	12/2016	Liu
9,220,303 B2	12/2015	Li et al.	9,521,867 B2	12/2016	Xiang
9,220,304 B2	12/2015	Greim	9,526,272 B2	12/2016	Liu
D747,546 S	1/2016	Liu	9,526,273 B2	12/2016	Liu
9,226,525 B2	1/2016	Liu	D776,337 S	1/2017	Levin et al.
9,226,526 B2	1/2016	Liu	9,532,598 B2	1/2017	Liu
D749,261 S	2/2016	Chen	9,532,599 B2	1/2017	Liu
D749,505 S	2/2016	Verleur et al.	9,532,601 B2	1/2017	Liu
D750,320 S	2/2016	Verleur et al.	9,532,602 B2	1/2017	Liu
9,247,773 B2	2/2016	Memari et al.	9,532,604 B2	1/2017	Conley et al.
9,254,002 B2	2/2016	Chong et al.	9,538,781 B2	1/2017	Zheng
9,254,007 B2	2/2016	Liu	9,538,787 B2	1/2017	Liu
D750,835 S	3/2016	Wei	9,538,789 B2	1/2017	Liu
D752,278 S	3/2016	Verleur et al.	9,549,572 B2	1/2017	Dincer et al.
D752,279 S	3/2016	Liu	9,549,573 B2	1/2017	Monsees et al.
D752,280 S	3/2016	Verleur et al.	9,554,596 B2	1/2017	Liu
9,271,529 B2	3/2016	Alima	9,554,597 B2	1/2017	Liu
9,277,768 B2	3/2016	Xiu	9,555,203 B2	1/2017	Terry et al.
9,277,769 B2	3/2016	Liu	D778,492 S	2/2017	Liu
9,282,772 B2	3/2016	Tucker et al.	D780,372 S	2/2017	Liu
9,282,773 B2	3/2016	Greim et al.	9,560,882 B2	2/2017	Xiang
9,289,014 B2	3/2016	Tucker et al.	9,572,372 B2	2/2017	Liu
9,295,286 B2	3/2016	Shin	9,572,373 B2	2/2017	Chen
D754,917 S	4/2016	Salem	9,572,374 B2	2/2017	Gabbay
9,301,549 B2	4/2016	Liu	9,578,898 B2	2/2017	Liu
9,308,336 B2	4/2016	Newton	9,591,876 B2	3/2017	Alima
9,312,687 B2	4/2016	Xiang	9,596,881 B2	3/2017	Chiellini et al.
9,315,890 B1	4/2016	Frick et al.	9,596,884 B2	3/2017	Liu
9,320,300 B2	4/2016	Hon	9,596,885 B2	3/2017	Liu
9,326,547 B2	5/2016	Tucker et al.	9,596,886 B2	3/2017	Liu
9,326,549 B2	5/2016	Hon	9,596,887 B2	3/2017	Newton
9,332,787 B2	5/2016	Liu	9,603,198 B2	3/2017	Liu
9,345,269 B2	5/2016	Liu	9,603,386 B2	3/2017	Xiang
9,345,541 B2	5/2016	Greeley et al.	9,603,387 B2	3/2017	Liu
9,350,102 B2	5/2016	Wu	9,603,389 B2	3/2017	Chen
9,351,522 B2	5/2016	Safari	9,603,390 B2	3/2017	Li et al.
9,364,025 B2	6/2016	Liu	9,609,893 B2	4/2017	Novak et al.
			9,615,605 B2	4/2017	Liu
			9,615,607 B2	4/2017	Liu
			9,622,511 B2	4/2017	Zhu
			9,627,661 B2	4/2017	Liu

(56)

References Cited

U.S. PATENT DOCUMENTS

9,629,391 B2	4/2017	Dube et al.	2004/0099266 A1	5/2004	Cross et al.
9,629,394 B2	4/2017	Aronie et al.	2004/0200488 A1	10/2004	Felter et al.
9,635,886 B2	5/2017	Tu	2005/0016550 A1	1/2005	Katase
9,642,396 B2	5/2017	Liu	2005/0134215 A1	6/2005	Bozzone et al.
9,642,397 B2	5/2017	Dai et al.	2005/0172976 A1	8/2005	Newman et al.
9,645,134 B1	5/2017	Farmen et al.	2006/0016453 A1	1/2006	Kim
9,648,905 B2	5/2017	Levitz et al.	2006/0191546 A1	8/2006	Takano et al.
9,661,878 B2	5/2017	Liu	2006/0196518 A1	9/2006	Hon
D788,697 S	6/2017	Verleur et al.	2007/0045288 A1	3/2007	Nelson
9,668,517 B2	6/2017	Liu	2007/0074734 A1	4/2007	Braunshteyn et al.
9,668,522 B2	6/2017	Memari et al.	2007/0125765 A1	6/2007	Nelson
9,668,523 B2	6/2017	Tucker et al.	2007/0229025 A1	10/2007	Tsai et al.
9,675,108 B2	6/2017	Liu	2007/0277816 A1	12/2007	Morrison et al.
9,675,113 B2	6/2017	Liu	2007/0283972 A1	12/2007	Monsees et al.
9,675,114 B2	6/2017	Timmermans	2008/0023003 A1	1/2008	Rosenthal
9,675,116 B2	6/2017	Liu	2008/0029095 A1	2/2008	Esser
9,675,117 B2	6/2017	Li et al.	2008/0257367 A1	10/2008	Paterno et al.
9,675,118 B2	6/2017	Chen	2008/0302374 A1	12/2008	Wengert et al.
9,681,687 B2	6/2017	Liu	2009/0095287 A1	4/2009	Emarlou
9,682,204 B2	6/2017	Matsumoto et al.	2009/0095311 A1	4/2009	Han
9,687,027 B2	6/2017	Poston et al.	2009/0133691 A1	5/2009	Yamada et al.
9,687,028 B2	6/2017	Park	2009/0151717 A1	6/2009	Bowen et al.
9,687,029 B2	6/2017	Liu	2009/0188490 A1	7/2009	Han
9,693,586 B2	7/2017	Liu	2009/0255534 A1	10/2009	Paterno
9,693,587 B2	7/2017	Plojoux et al.	2009/0260641 A1	10/2009	Monsees et al.
9,693,588 B2	7/2017	Zhu	2009/0260642 A1	10/2009	Monsees et al.
9,695,033 B1	7/2017	Alshouse et al.	2009/0272379 A1	11/2009	Thorens et al.
9,700,074 B2	7/2017	Liu	2009/0293892 A1	12/2009	Williams et al.
9,700,075 B2	7/2017	Liu	2009/0302019 A1	12/2009	Selenski et al.
9,700,076 B2	7/2017	Xiang	2010/0031968 A1	2/2010	Sheikh et al.
9,713,346 B2	7/2017	Hon	2010/0163063 A1	7/2010	Fernando et al.
9,717,274 B2	8/2017	Daehne et al.	2010/0194337 A1	8/2010	Opolka
9,717,275 B2	8/2017	Liu	2010/0200008 A1	8/2010	Taieb
9,717,276 B2	8/2017	Brammer et al.	2010/0207576 A1	8/2010	Elizalde
9,717,278 B2	8/2017	Hon	2010/0242974 A1	9/2010	Pan
9,717,279 B2	8/2017	Hon	2010/0253279 A1	10/2010	Matthias
9,723,872 B2	8/2017	Liu	2010/0307518 A1	12/2010	Wang
9,723,873 B2	8/2017	Liu	2011/0005535 A1	1/2011	Xiu
9,723,874 B2	8/2017	Liu	2011/0011396 A1	1/2011	Fang
9,723,875 B2	8/2017	Liu	2011/0036346 A1	2/2011	Cohen et al.
9,723,876 B2	8/2017	Cadieux et al.	2011/0041861 A1	2/2011	Sebastian et al.
9,730,471 B2	8/2017	Li et al.	2011/0094523 A1	4/2011	Thorens et al.
9,738,622 B2	8/2017	Dull et al.	2011/0097060 A1	4/2011	Michael Buzzetti
9,743,691 B2	8/2017	Minskoff et al.	2011/0155151 A1	6/2011	Newman et al.
D800,383 S	10/2017	Verleur et al.	2011/0155153 A1	6/2011	Thorens et al.
9,781,953 B2	10/2017	Verleur et al.	2011/0159705 A1	6/2011	Schmidt
9,788,576 B2	10/2017	Liu	2011/0168194 A1	7/2011	Hon
9,795,168 B2	10/2017	Zhu	2011/0192397 A1	8/2011	Saskar et al.
9,801,413 B2	10/2017	Zhu	2011/0226236 A1	9/2011	Buchberger
D804,090 S	11/2017	Verleur et al.	2011/0226266 A1	9/2011	Tao
9,814,263 B2	11/2017	Cochand et al.	2011/0232654 A1	9/2011	Mass
9,814,265 B2	11/2017	Rinker et al.	2011/0265806 A1	11/2011	Alarcon et al.
9,820,508 B2	11/2017	Arnel et al.	2011/0277761 A1	11/2011	Terry et al.
9,844,234 B2	12/2017	Thorens et al.	2011/0277780 A1	11/2011	Terry et al.
9,861,135 B2	1/2018	Chen	2011/0278189 A1	11/2011	Terry et al.
9,913,493 B2	3/2018	Worm et al.	2011/0290248 A1	12/2011	Schennum
9,918,496 B2	3/2018	Kane et al.	2011/0303231 A1	12/2011	Li et al.
9,930,915 B2	4/2018	Worm et al.	2012/0018529 A1	1/2012	Gammon et al.
9,956,357 B2	5/2018	Chen	2012/0048266 A1	3/2012	Alelov
9,974,743 B2	5/2018	Rose et al.	2012/0111346 A1	5/2012	Rinker et al.
9,986,762 B2	6/2018	Alarcon et al.	2012/0111347 A1	5/2012	Hon
9,999,250 B2	6/2018	Minskoff et al.	2012/0118301 A1	5/2012	Montaser
10,039,321 B2	8/2018	Verleur et al.	2012/0118307 A1	5/2012	Tu
10,058,122 B2	8/2018	Steingraber et al.	2012/0125353 A1	5/2012	Wollin
10,058,124 B2	8/2018	Monsees et al.	2012/0174914 A1	7/2012	Pirshafiey et al.
10,085,481 B2	10/2018	Verleur et al.	2012/0199146 A1	8/2012	Marangos
10,111,467 B1	10/2018	Arnel et al.	2012/0199663 A1	8/2012	Qiu
10,143,233 B2	12/2018	Dubief et al.	2012/0204889 A1	8/2012	Xiu
10,195,370 B2	2/2019	Chen	2012/0211015 A1	8/2012	Li et al.
2002/0043262 A1	4/2002	Langford et al.	2012/0223673 A1	9/2012	Chen et al.
2002/0078951 A1	6/2002	Nichols et al.	2012/0234315 A1	9/2012	Li et al.
2002/0088469 A1	7/2002	Rennecamp	2012/0255546 A1	10/2012	Goetz et al.
2003/0150451 A1	8/2003	Shayan	2012/0260926 A1	10/2012	Tu et al.
2003/0226837 A1	12/2003	Blake et al.	2012/0260927 A1	10/2012	Liu
2004/0050382 A1	3/2004	Goodchild	2012/0279512 A1	11/2012	Hon
			2012/0285475 A1	11/2012	Liu
			2012/0291791 A1	11/2012	Pradeep
			2012/0312313 A1	12/2012	Frjja
			2012/0318882 A1	12/2012	Abahasera

US 11,134,722 B2

Page 5

(56)

References Cited

U.S. PATENT DOCUMENTS

2012/0325227	A1	12/2012	Robinson et al.	2014/0096781	A1	4/2014	Sears et al.
2013/0008457	A1	1/2013	Zheng et al.	2014/0096782	A1	4/2014	Ampolini et al.
2013/0014755	A1	1/2013	Kumar et al.	2014/0107815	A1	4/2014	LaMothe
2013/0014772	A1	1/2013	Liu	2014/0109898	A1	4/2014	Li et al.
2013/0019887	A1	1/2013	Liu	2014/0109921	A1	4/2014	Chen
2013/0025609	A1	1/2013	Liu	2014/0116455	A1	5/2014	Youn
2013/0037041	A1	2/2013	Worm et al.	2014/0123989	A1	5/2014	Lamothé
2013/0042865	A1	2/2013	Monsees et al.	2014/0123990	A1	5/2014	Timmermans
2013/0056013	A1	3/2013	Terry et al.	2014/0130796	A1	5/2014	Liu
2013/0068239	A1	3/2013	Youn	2014/0130797	A1	5/2014	Liu
2013/0081642	A1	4/2013	Safari	2014/0130816	A1	5/2014	Liu
2013/0087160	A1	4/2013	Gherghe	2014/0130817	A1	5/2014	Li et al.
2013/0104916	A1	5/2013	Bellingher et al.	2014/0144453	A1	5/2014	Capuano et al.
2013/0139833	A1	6/2013	Hon	2014/0150783	A1*	6/2014	Liu A24F 47/008
2013/0152954	A1	6/2013	Youn				128/202.21
2013/0167854	A1	7/2013	Shin	2014/0150784	A1	6/2014	Liu
2013/0168880	A1	7/2013	Duke	2014/0150785	A1	6/2014	Malik et al.
2013/0174842	A1	7/2013	Young et al.	2014/0150810	A1	6/2014	Hon
2013/0180533	A1	7/2013	Kim et al.	2014/0158129	A1	6/2014	Pratt et al.
2013/0182421	A1	7/2013	Popper et al.	2014/0166028	A1	6/2014	Fuisz et al.
2013/0192615	A1	8/2013	Tucker et al.	2014/0166030	A1	6/2014	Li et al.
2013/0192617	A1	8/2013	Thompson	2014/0174458	A1	6/2014	Katz
2013/0192618	A1	8/2013	Li et al.	2014/0174459	A1	6/2014	Burstyn
2013/0192619	A1	8/2013	Tucker et al.	2014/0175081	A1	6/2014	Hwa
2013/0192623	A1	8/2013	Tucker et al.	2014/0182609	A1	7/2014	Liu
2013/0199528	A1	8/2013	Goodman et al.	2014/0182610	A1	7/2014	Liu
2013/0213417	A1	8/2013	Chong et al.	2014/0182611	A1	7/2014	Liu
2013/0213418	A1	8/2013	Tucker et al.	2014/0182612	A1	7/2014	Chen
2013/0213419	A1	8/2013	Tucker et al.	2014/0190477	A1	7/2014	Qiu
2013/0213420	A1	8/2013	Hon	2014/0190478	A1	7/2014	Liu
2013/0220315	A1	8/2013	Conley et al.	2014/0190496	A1*	7/2014	Wensley A24F 47/008
2013/0228191	A1	9/2013	Newton				131/273
2013/0253433	A1	9/2013	Senior et al.	2014/0190501	A1	7/2014	Liu
2013/0255675	A1	10/2013	Liu	2014/0190502	A1	7/2014	Liu
2013/0255702	A1	10/2013	Griffith, Jr. et al.	2014/0190503	A1	7/2014	Li et al.
2013/0263869	A1	10/2013	Zhu	2014/0196716	A1	7/2014	Liu
2013/0276802	A1	10/2013	Scatterday	2014/0196718	A1	7/2014	Li et al.
2013/0284192	A1	10/2013	Peleg et al.	2014/0196733	A1	7/2014	Liu
2013/0284194	A1*	10/2013	Newton A24F 47/008	2014/0196735	A1	7/2014	Liu
			131/329	2014/0202454	A1	7/2014	Buchberger
2013/0288081	A1	10/2013	Cheng et al.	2014/0202472	A1	7/2014	Levitz et al.
2013/0298905	A1	11/2013	Levin et al.	2014/0202474	A1	7/2014	Peleg et al.
2013/0306065	A1	11/2013	Thorens et al.	2014/0202475	A1	7/2014	Liu
2013/0306084	A1	11/2013	Flick	2014/0202477	A1	7/2014	Qi et al.
2013/0312742	A1	11/2013	Monsees et al.	2014/0209105	A1	7/2014	Sears et al.
2013/0319407	A1	12/2013	Liu	2014/0209106	A1	7/2014	Liu
2013/0319431	A1	12/2013	Cyphert et al.	2014/0209107	A1	7/2014	Liu
2013/0319435	A1	12/2013	Flick	2014/0209108	A1	7/2014	Li et al.
2013/0319436	A1	12/2013	Liu	2014/0209109	A1	7/2014	Larson
2013/0319438	A1	12/2013	Liu	2014/0216450	A1	8/2014	Liu
2013/0319439	A1	12/2013	Gorelick et al.	2014/0216483	A1	8/2014	Alima
2013/0319440	A1	12/2013	Capuano	2014/0216484	A1	8/2014	Liu
2013/0323941	A1	12/2013	Zeliff et al.	2014/0224244	A1	8/2014	Liu
2013/0333700	A1	12/2013	Buchberger	2014/0224267	A1	8/2014	Levitz et al.
2013/0333711	A1	12/2013	Liu	2014/0230835	A1	8/2014	Saliman
2013/0336358	A1	12/2013	Liu	2014/0238421	A1	8/2014	Shapiro
2013/0340775	A1	12/2013	Juster et al.	2014/0238422	A1	8/2014	Plunkett et al.
2014/0000638	A1	1/2014	Sebastian et al.	2014/0238423	A1	8/2014	Tucker et al.
2014/0007863	A1	1/2014	Chen	2014/0238424	A1	8/2014	Macko et al.
2014/0007891	A1	1/2014	Liu	2014/0246031	A1	9/2014	Liu
2014/0014124	A1	1/2014	Glasberg et al.	2014/0246033	A1	9/2014	Daehne et al.
2014/0014126	A1	1/2014	Peleg et al.	2014/0251324	A1	9/2014	Xiang
2014/0034070	A1	2/2014	Schennum	2014/0251325	A1	9/2014	Liu
2014/0034071	A1	2/2014	Levitz et al.	2014/0251356	A1	9/2014	Xiang
2014/0041655	A1	2/2014	Barron et al.	2014/0253144	A1	9/2014	Novak et al.
2014/0048086	A1	2/2014	Zhanghua	2014/0254055	A1	9/2014	Xiang
2014/0053856	A1	2/2014	Liu	2014/0261408	A1	9/2014	DePiano et al.
2014/0053857	A1	2/2014	Liu	2014/0261474	A1	9/2014	Gonda
2014/0053858	A1	2/2014	Liu	2014/0261479	A1	9/2014	Xu et al.
2014/0060529	A1	3/2014	Zhang	2014/0261486	A1	9/2014	Potter et al.
2014/0060552	A1	3/2014	Cohen	2014/0261487	A1	9/2014	Chapman et al.
2014/0060556	A1	3/2014	Liu	2014/0261488	A1	9/2014	Tucker
2014/0069424	A1	3/2014	Poston et al.	2014/0261489	A1	9/2014	Cadieux et al.
2014/0069425	A1	3/2014	Zhang	2014/0261490	A1	9/2014	Kane
2014/0083442	A1	3/2014	Scatterday	2014/0261491	A1	9/2014	Hawes
				2014/0261492	A1	9/2014	Kane et al.
				2014/0261493	A1	9/2014	Smith et al.
				2014/0261494	A1	9/2014	Scatterday
				2014/0261495	A1	9/2014	Novak, III et al.

(56)

References Cited

U.S. PATENT DOCUMENTS

2014/0261498 A1	9/2014	Liu	2015/0020827 A1	1/2015	Liu
2014/0261499 A1	9/2014	Hon	2015/0020828 A1	1/2015	Liu
2014/0261500 A1	9/2014	Park	2015/0020829 A1	1/2015	Li
2014/0270727 A1	9/2014	Ampolini et al.	2015/0020830 A1	1/2015	Koller
2014/0270729 A1	9/2014	DePiano et al.	2015/0020831 A1	1/2015	Weigensberg et al.
2014/0270730 A1	9/2014	DePiano et al.	2015/0020833 A1	1/2015	Conley et al.
2014/0278250 A1	9/2014	Smith et al.	2015/0027454 A1	1/2015	Li et al.
2014/0278258 A1	9/2014	Shafer	2015/0027455 A1	1/2015	Peleg et al.
2014/0283823 A1	9/2014	Liu	2015/0027456 A1	1/2015	Janardhan et al.
2014/0283855 A1	9/2014	Hawes et al.	2015/0027457 A1	1/2015	Janardhan et al.
2014/0283856 A1	9/2014	Xiang	2015/0027460 A1	1/2015	Liu
2014/0283857 A1	9/2014	Liu	2015/0027461 A1	1/2015	Liu
2014/0283858 A1	9/2014	Liu	2015/0027462 A1	1/2015	Liu
2014/0283859 A1	9/2014	Minskoff et al.	2015/0027463 A1	1/2015	Liu
2014/0290676 A1	10/2014	Liu	2015/0027464 A1	1/2015	Liu
2014/0290677 A1	10/2014	Liu	2015/0027465 A1	1/2015	Liu
2014/0299137 A1	10/2014	Kieckbusch et al.	2015/0027467 A1	1/2015	Liu
2014/0299138 A1	10/2014	Xiang	2015/0027468 A1	1/2015	Li et al.
2014/0299139 A1	10/2014	Liu	2015/0027469 A1	1/2015	Tucker et al.
2014/0299140 A1	10/2014	Liu	2015/0027470 A1	1/2015	Kane et al.
2014/0299141 A1	10/2014	Flick	2015/0027471 A1	1/2015	Feldman et al.
2014/0301721 A1	10/2014	Ruscio et al.	2015/0027472 A1	1/2015	Amir
2014/0305450 A1	10/2014	Xiang	2015/0027473 A1	1/2015	Graf
2014/0305451 A1	10/2014	Liu	2015/0034102 A1	2/2015	Faramarzian
2014/0305452 A1	10/2014	Liu	2015/0034103 A1	2/2015	Hon
2014/0311503 A1	10/2014	Liu	2015/0034104 A1	2/2015	Zhou
2014/0311504 A1	10/2014	Liu	2015/0034105 A1	2/2015	Liu
2014/0318560 A1	10/2014	Hon	2015/0034106 A1	2/2015	Liu
2014/0321837 A1	10/2014	Flick	2015/0034107 A1	2/2015	Liu
2014/0332016 A1	11/2014	Bellinger et al.	2015/0040925 A1	2/2015	Saleem et al.
2014/0332017 A1	11/2014	Liu	2015/0040927 A1	2/2015	Li et al.
2014/0332018 A1	11/2014	Liu	2015/0040929 A1	2/2015	Hon
2014/0332019 A1	11/2014	Liu	2015/0047658 A1	2/2015	Cyphert et al.
2014/0332020 A1	11/2014	Li et al.	2015/0047659 A1	2/2015	Liu
2014/0332022 A1	11/2014	Li et al.	2015/0047660 A1	2/2015	Liu
2014/0334802 A1	11/2014	Dubief	2015/0047661 A1	2/2015	Blackley et al.
2014/0334803 A1	11/2014	Li et al.	2015/0047662 A1	2/2015	Hopps
2014/0334804 A1	11/2014	Choi	2015/0047663 A1	2/2015	Liu
2014/0338680 A1	11/2014	Abramov et al.	2015/0053215 A1	2/2015	Liu
2014/0338684 A1	11/2014	Liu	2015/0053216 A1	2/2015	Liu
2014/0338685 A1	11/2014	Amir	2015/0053217 A1	2/2015	Steingraber et al.
2014/0345606 A1	11/2014	Talon	2015/0053220 A1	2/2015	Levy et al.
2014/0345630 A1	11/2014	Lipowicz	2015/0059779 A1	3/2015	Alarcon et al.
2014/0345631 A1	11/2014	Bowen et al.	2015/0059782 A1	3/2015	Liu
2014/0345632 A1	11/2014	Scatterday	2015/0059783 A1	3/2015	Liu
2014/0345633 A1	11/2014	Talon et al.	2015/0059784 A1	3/2015	Liu
2014/0345635 A1	11/2014	Rabinowitz et al.	2015/0059787 A1	3/2015	Qiu
2014/0352707 A1	12/2014	Liu	2015/0068543 A1	3/2015	Liu
2014/0353856 A1	12/2014	Dubief	2015/0075545 A1	3/2015	Xiang
2014/0355969 A1	12/2014	Stern	2015/0078735 A1	3/2015	Cormack
2014/0360516 A1	12/2014	Liu	2015/0083144 A1	3/2015	Xiang
2014/0366894 A1	12/2014	Liu	2015/0083145 A1	3/2015	Li et al.
2014/0366895 A1	12/2014	Li et al.	2015/0083147 A1	3/2015	Schiff et al.
2014/0366896 A1	12/2014	Li et al.	2015/0090253 A1	4/2015	Farrow
2014/0366897 A1	12/2014	Liu	2015/0090256 A1	4/2015	Chung
2014/0366898 A1	12/2014	Monsees et al.	2015/0090277 A1	4/2015	Xiang
2014/0366902 A1	12/2014	Chiolini et al.	2015/0090278 A1	4/2015	Schiff et al.
2014/0373833 A1	12/2014	Liu	2015/0090279 A1	4/2015	Chen
2014/0376895 A1	12/2014	Han	2015/0090280 A1	4/2015	Chen
2014/0378790 A1	12/2014	Cohen	2015/0090281 A1	4/2015	Chen
2015/0000682 A1	1/2015	Liu	2015/0091501 A1	4/2015	Claudepierre
2015/0000683 A1	1/2015	Liu	2015/0101606 A1	4/2015	White
2015/0007834 A1	1/2015	Liu	2015/0101622 A1	4/2015	Liu
2015/0007835 A1	1/2015	Liu	2015/0101623 A1	4/2015	Liu
2015/0007836 A1	1/2015	Li et al.	2015/0101625 A1	4/2015	Newton et al.
2015/0013692 A1	1/2015	Liu	2015/0101626 A1	4/2015	Li et al.
2015/0013695 A1	1/2015	Mcneal et al.	2015/0107609 A1	4/2015	Liu
2015/0013700 A1	1/2015	Liu	2015/0107611 A1	4/2015	Metrangolo et al.
2015/0013701 A1	1/2015	Liu	2015/0114407 A1	4/2015	Duncan et al.
2015/0013702 A1	1/2015	Liu	2015/0114410 A1	4/2015	Doster
2015/0020822 A1	1/2015	Janardhan et al.	2015/0117842 A1	4/2015	Brammer et al.
2015/0020823 A1	1/2015	Lipowicz et al.	2015/0118895 A1	4/2015	Zheng et al.
2015/0020824 A1	1/2015	Bowen et al.	2015/0122252 A1	5/2015	Frija
2015/0020825 A1	1/2015	Galloway et al.	2015/0122274 A1	5/2015	Cohen et al.
2015/0020826 A1	1/2015	Liu	2015/0128965 A1	5/2015	Lord
			2015/0128966 A1	5/2015	Lord
			2015/0128967 A1	5/2015	Robinson et al.
			2015/0128970 A1	5/2015	Liu
			2015/0128971 A1	5/2015	Verleur et al.

(56)

References Cited

U.S. PATENT DOCUMENTS

2015/0128972 A1	5/2015	Verleur et al.	2015/0223521 A1	8/2015	Menting et al.
2015/0128973 A1	5/2015	Li et al.	2015/0223522 A1	8/2015	Ampolini et al.
2015/0128974 A1	5/2015	Hon	2015/0223523 A1	8/2015	Mccullough
2015/0128976 A1	5/2015	Verleur et al.	2015/0224268 A1	8/2015	Henry et al.
2015/0128977 A1	5/2015	Li et al.	2015/0230521 A1	8/2015	Talon
2015/0136153 A1	5/2015	Lord	2015/0237914 A1	8/2015	Han
2015/0136154 A1	5/2015	Mitrev et al.	2015/0237916 A1	8/2015	Farine et al.
2015/0136155 A1	5/2015	Verleur et al.	2015/0237917 A1	8/2015	Lord
2015/0136156 A1	5/2015	Liu	2015/0237918 A1	8/2015	Liu
2015/0136157 A1	5/2015	Liu	2015/0245654 A1	9/2015	Memari et al.
2015/0136158 A1	5/2015	Stevens et al.	2015/0245655 A1	9/2015	Memari et al.
2015/0141093 A1	5/2015	Seta et al.	2015/0245657 A1	9/2015	Memari et al.
2015/0142387 A1	5/2015	Alarcon et al.	2015/0245658 A1	9/2015	Worm et al.
2015/0144145 A1	5/2015	Chang et al.	2015/0245659 A1	9/2015	DePiano et al.
2015/0144147 A1	5/2015	Li et al.	2015/0245661 A1	9/2015	Milin
2015/0144148 A1	5/2015	Chen	2015/0245665 A1	9/2015	Memari et al.
2015/0150303 A1	6/2015	Jensen	2015/0245666 A1	9/2015	Memari et al.
2015/0150305 A1	6/2015	Shenkal	2015/0245667 A1	9/2015	Memari et al.
2015/0150306 A1	6/2015	Chen	2015/0245668 A1	9/2015	Memari et al.
2015/0150307 A1	6/2015	Liu	2015/0245669 A1	9/2015	Cadieux et al.
2015/0150308 A1	6/2015	Monsees et al.	2015/0250232 A1	9/2015	Hon
2015/0157053 A1	6/2015	Mayor	2015/0257441 A1	9/2015	Gerkin
2015/0157054 A1	6/2015	Liu	2015/0257444 A1	9/2015	Chung
2015/0157055 A1	6/2015	Lord	2015/0257445 A1	9/2015	Henry, Jr. et al.
2015/0157056 A1	6/2015	Bowen et al.	2015/0257446 A1	9/2015	Chung
2015/0163859 A1	6/2015	Schneider et al.	2015/0257447 A1	9/2015	Sullivan
2015/0164138 A1	6/2015	Liu	2015/0257449 A1	9/2015	Gabbay
2015/0164141 A1	6/2015	Newton	2015/0257451 A1	9/2015	Brannon et al.
2015/0164142 A1	6/2015	Li et al.	2015/0258289 A1	9/2015	Henry, Jr. et al.
2015/0164143 A1	6/2015	Maas	2015/0272211 A1	10/2015	Chung
2015/0164144 A1	6/2015	Liu	2015/0272217 A1	10/2015	Chen
2015/0164145 A1	6/2015	Zhou	2015/0272218 A1	10/2015	Chen
2015/0164146 A1	6/2015	Li et al.	2015/0272220 A1	10/2015	Spinka et al.
2015/0164147 A1	6/2015	Verleur et al.	2015/0272221 A1	10/2015	Liu
2015/0167976 A1	6/2015	Recio	2015/0272222 A1	10/2015	Spinka et al.
2015/0173124 A1	6/2015	Qiu	2015/0272223 A1	10/2015	Weigensberg et al.
2015/0173419 A1	6/2015	Tu	2015/0282525 A1	10/2015	Plojoux et al.
2015/0173421 A1	6/2015	Hsieh	2015/0282526 A1	10/2015	Wu
2015/0173422 A1	6/2015	Liu	2015/0282527 A1	10/2015	Henry, Jr.
2015/0181928 A1	7/2015	Liu	2015/0282529 A1	10/2015	Li et al.
2015/0181937 A1	7/2015	Dubief et al.	2015/0282530 A1	10/2015	Johnson et al.
2015/0181939 A1	7/2015	Liu	2015/0289565 A1	10/2015	Cadieux et al.
2015/0181940 A1	7/2015	Liu	2015/0289567 A1	10/2015	Liu
2015/0181941 A1	7/2015	Liu	2015/0296883 A1	10/2015	Wu
2015/0181943 A1	7/2015	Li et al.	2015/0296885 A1	10/2015	Liu
2015/0181944 A1	7/2015	Li et al.	2015/0296886 A1	10/2015	Li et al.
2015/0181945 A1	7/2015	Tremblay	2015/0296887 A1	10/2015	Zhu
2015/0184846 A1	7/2015	Liu	2015/0296888 A1	10/2015	Liu
2015/0189695 A1	7/2015	Xiang	2015/0296889 A1	10/2015	Liu
2015/0189918 A1	7/2015	Liu	2015/0305403 A1	10/2015	Coelho Belo Fernandes De
2015/0189919 A1	7/2015	Liu	2015/0305406 A1	10/2015	Carvalho
2015/0189920 A1	7/2015	Liu	2015/0305407 A1	10/2015	Li et al.
2015/0196055 A1	7/2015	Liu	2015/0305408 A1	10/2015	Li et al.
2015/0196056 A1	7/2015	Liu	2015/0305409 A1	10/2015	Liu
2015/0196057 A1	7/2015	Wu	2015/0305409 A1	10/2015	Verleur et al.
2015/0196058 A1	7/2015	Lord	2015/0313275 A1	11/2015	Anderson et al.
2015/0196059 A1	7/2015	Liu	2015/0313282 A1	11/2015	Ademe et al.
2015/0196062 A1	7/2015	Li et al.	2015/0313283 A1	11/2015	Collett et al.
2015/0200385 A1	7/2015	Liu	2015/0313284 A1	11/2015	Liu
2015/0201674 A1	7/2015	Dooly et al.	2015/0313287 A1	11/2015	Verleur et al.
2015/0201675 A1	7/2015	Lord	2015/0313288 A1	11/2015	Liu
2015/0208724 A1	7/2015	Wu	2015/0320114 A1	11/2015	Wu
2015/0208725 A1	7/2015	Tsai	2015/0320116 A1	11/2015	Bleloch et al.
2015/0208726 A1	7/2015	Liu	2015/0327595 A1	11/2015	Scatterday
2015/0208728 A1	7/2015	Lord	2015/0327596 A1	11/2015	Alarcon et al.
2015/0208729 A1	7/2015	Monsees et al.	2015/0327597 A1	11/2015	Li et al.
2015/0208730 A1	7/2015	Li et al.	2015/0328415 A1	11/2015	Minskoff et al.
2015/0208731 A1	7/2015	Malamud et al.	2015/0333552 A1	11/2015	Alarcon
2015/0216232 A1	8/2015	Bless et al.	2015/0333561 A1	11/2015	Alarcon
2015/0216233 A1	8/2015	Sears et al.	2015/0335071 A1	11/2015	Brinkley et al.
2015/0216234 A1	8/2015	Chung	2015/0335074 A1	11/2015	Leung
2015/0216235 A1	8/2015	Liu	2015/0335075 A1	11/2015	Minskoff et al.
2015/0216236 A1	8/2015	Bless et al.	2015/0342254 A1	12/2015	Mironov et al.
2015/0216237 A1	8/2015	Wensley et al.	2015/0342255 A1	12/2015	Wu
2015/0217068 A1	8/2015	Wakalopoulos	2015/0342256 A1	12/2015	Chen
			2015/0342257 A1	12/2015	Chen
			2015/0342259 A1	12/2015	Baker et al.
			2015/0351454 A1	12/2015	Huang
			2015/0351455 A1	12/2015	Liu

(56)

References Cited

U.S. PATENT DOCUMENTS

2015/0351456	A1	12/2015	Johnson et al.	2016/0120224	A1	5/2016	Mishra et al.
2015/0351457	A1	12/2015	Liu	2016/0120225	A1	5/2016	Mishra et al.
2015/0357608	A1	12/2015	Huang	2016/0120226	A1	5/2016	Rado
2015/0357839	A1	12/2015	Cai et al.	2016/0120228	A1	5/2016	Rostami et al.
2015/0359261	A1	12/2015	Li et al.	2016/0121058	A1	5/2016	Chen
2015/0359262	A1	12/2015	Liu et al.	2016/0128384	A1	5/2016	Luciani et al.
2015/0359263	A1	12/2015	Bellinger	2016/0128385	A1	5/2016	Lin
2015/0359265	A1	12/2015	Liu	2016/0128387	A1	5/2016	Chen
2015/0366265	A1	12/2015	Lansing	2016/0128388	A1	5/2016	Liu
2015/0366266	A1	12/2015	Chen	2016/0128390	A1	5/2016	Liu
2015/0366267	A1	12/2015	Liu	2016/0135501	A1	5/2016	Liu
2015/0374039	A1	12/2015	Zhu	2016/0135503	A1	5/2016	Liu
2015/0374040	A1	12/2015	Chen	2016/0135507	A1	5/2016	Thorens et al.
2016/0000147	A1	1/2016	Li et al.	2016/0143354	A1	5/2016	Liu
2016/0000148	A1	1/2016	Liu	2016/0143357	A1	5/2016	Liu
2016/0000149	A1	1/2016	Scatterday	2016/0143359	A1	5/2016	Xiang
2016/0007650	A1	1/2016	Duncan et al.	2016/0143365	A1	5/2016	Liu
2016/0007653	A1	1/2016	Tu	2016/0150821	A1	6/2016	Liu
2016/0007654	A1	1/2016	Zhu	2016/0150824	A1	6/2016	Memari et al.
2016/0007655	A1	1/2016	Li et al.	2016/0150826	A1	6/2016	Liu
2016/0015082	A1	1/2016	Liu	2016/0150827	A1	6/2016	Liu
2016/0021930	A1	1/2016	Minskoff et al.	2016/0157523	A1	6/2016	Liu
2016/0021931	A1	1/2016	Hawes et al.	2016/0157525	A1	6/2016	Tucker et al.
2016/0021933	A1	1/2016	Thorens et al.	2016/0174609	A1	6/2016	Mironov
2016/0021934	A1	1/2016	Cadieux et al.	2016/0174611	A1	6/2016	Monsees et al.
2016/0029697	A1	2/2016	Shafer	2016/0183593	A1	6/2016	Liu
2016/0029698	A1	2/2016	Xiang	2016/0183594	A1	6/2016	Liu
2016/0029699	A1	2/2016	Li et al.	2016/0192705	A1	7/2016	Borkovec et al.
2016/0029700	A1	2/2016	Li et al.	2016/0192706	A1	7/2016	Kananen
2016/0044961	A1	2/2016	Liu	2016/0198765	A1	7/2016	Liu
2016/0044962	A1	2/2016	Thorens et al.	2016/0198766	A1	7/2016	Liu
2016/0044963	A1	2/2016	Saleem	2016/0198767	A1	7/2016	Verleur
2016/0044964	A1	2/2016	Liu	2016/0198768	A1	7/2016	Liu
2016/0044965	A1	2/2016	Liu	2016/0198769	A1	7/2016	Liu
2016/0044966	A1	2/2016	Li et al.	2016/0198770	A1	7/2016	Alarcon
2016/0044967	A1	2/2016	Bowen et al.	2016/0205999	A1	7/2016	Liu
2016/0044968	A1	2/2016	Bowen et al.	2016/0206000	A1	7/2016	Lord et al.
2016/0051716	A1	2/2016	Wheelock	2016/0211693	A1	7/2016	Stevens et al.
2016/0053988	A1	2/2016	Quintana	2016/0213061	A1	7/2016	Liu
2016/0057811	A1	2/2016	Alarcon et al.	2016/0213066	A1	7/2016	Zitzke et al.
2016/0058071	A1	3/2016	Hearn	2016/0213067	A1	7/2016	Hon
2016/0058072	A1	3/2016	Liu	2016/0219938	A1	8/2016	Mamoun et al.
2016/0058073	A1	3/2016	Chen	2016/0227840	A1	8/2016	Xiang
2016/0058074	A1	3/2016	Liu	2016/0227842	A1	8/2016	Xiang
2016/0073690	A1	3/2016	Liu	2016/0235119	A1	8/2016	Liu
2016/0073691	A1	3/2016	Liu	2016/0235120	A1	8/2016	Liu
2016/0073692	A1	3/2016	Alarcon et al.	2016/0235121	A1	8/2016	Rogan et al.
2016/0073693	A1	3/2016	Reevell	2016/0235125	A1	8/2016	Safari
2016/0073694	A1	3/2016	Liu	2016/0242463	A1	8/2016	Liu
2016/0080469	A1	3/2016	Liu	2016/0242464	A1	8/2016	Liu
2016/0081393	A1	3/2016	Black	2016/0242465	A1	8/2016	Zheng et al.
2016/0081395	A1	3/2016	Thorens et al.	2016/0242466	A1	8/2016	Lord et al.
2016/0088874	A1	3/2016	Lipowicz	2016/0242468	A1	8/2016	Liu
2016/0089508	A1	3/2016	Smith et al.	2016/0249680	A1	9/2016	Liu
2016/0095352	A1	4/2016	Liu	2016/0249682	A1	9/2016	Leadley et al.
2016/0095353	A1	4/2016	Liu	2016/0262449	A1	9/2016	Liu
2016/0095354	A1	4/2016	Wu	2016/0262450	A1	9/2016	Liu
2016/0095355	A1	4/2016	Hearn	2016/0262451	A1	9/2016	Liu
2016/0095356	A1	4/2016	Chan	2016/0262452	A1	9/2016	Zhu
2016/0095357	A1	4/2016	Burton	2016/0262459	A1	9/2016	Monsees et al.
2016/0100632	A1	4/2016	Debono et al.	2016/0270442	A1	9/2016	Liu
2016/0106151	A1	4/2016	Swepton et al.	2016/0270443	A1	9/2016	Liu
2016/0106152	A1	4/2016	Liu	2016/0270444	A1	9/2016	Lin
2016/0106154	A1	4/2016	Lord	2016/0270445	A1	9/2016	Liu
2016/0106155	A1	4/2016	Reevell	2016/0270446	A1	9/2016	Shenkai et al.
2016/0106156	A1	4/2016	Qiu	2016/0278163	A1	9/2016	Chen
2016/0106936	A1	4/2016	Kimmel	2016/0278431	A1	9/2016	Liu
2016/0109115	A1	4/2016	Lipowicz	2016/0278432	A1	9/2016	Liu
2016/0113325	A1	4/2016	Liu	2016/0278433	A1	9/2016	Xiang
2016/0113326	A1	4/2016	Li et al.	2016/0278434	A1	9/2016	Liu
2016/0113327	A1	4/2016	Wu	2016/0278435	A1	9/2016	Choukroun et al.
2016/0120218	A1	5/2016	Schennum et al.	2016/0278436	A1	9/2016	Verleur et al.
2016/0120220	A1	5/2016	Malgat et al.	2016/0285983	A1	9/2016	Liu
2016/0120222	A1	5/2016	Bagai et al.	2016/0286856	A1	10/2016	Liu
2016/0120223	A1	5/2016	Keen et al.	2016/0286858	A1	10/2016	Liu
				2016/0286859	A1	10/2016	Liu
				2016/0286862	A1	10/2016	Silvetrini
				2016/0286863	A1	10/2016	Lin
				2016/0286864	A1	10/2016	Lin

(56)

References Cited

U.S. PATENT DOCUMENTS

2016/0286865	A1	10/2016	King et al.	2017/0033568	A1	2/2017	Holzherr
2016/0295917	A1	10/2016	Malgat et al.	2017/0035101	A1	2/2017	Balder
2016/0295918	A1	10/2016	Liu	2017/0035109	A1	2/2017	Liu
2016/0295922	A1	10/2016	John et al.	2017/0035111	A1	2/2017	Slurink et al.
2016/0295923	A1	10/2016	Lin	2017/0035114	A1	2/2017	Lord
2016/0295924	A1	10/2016	Liu	2017/0035115	A1	2/2017	Monsees et al.
2016/0295926	A1	10/2016	Zuber	2017/0035117	A1	2/2017	Lin
2016/0302471	A1	10/2016	Bowen et al.	2017/0035118	A1	2/2017	Liu
2016/0302485	A1	10/2016	Alima	2017/0042229	A1	2/2017	Liu
2016/0302486	A1	10/2016	Eroch	2017/0042242	A1	2/2017	Hon
2016/0309779	A1	10/2016	Liu	2017/0042243	A1	2/2017	Plojoux et al.
2016/0309783	A1	10/2016	Hopps et al.	2017/0042247	A1	2/2017	Xiang
2016/0309784	A1	10/2016	Silvestrini et al.	2017/0042248	A1	2/2017	Xiang
2016/0309789	A1	10/2016	Thomas, Jr.	2017/0049149	A1	2/2017	Carty
2016/0316818	A1	11/2016	Liu	2017/0049152	A1	2/2017	Liu
2016/0316820	A1	11/2016	Liu	2017/0049154	A1	2/2017	Batista
2016/0316821	A1	11/2016	Liu	2017/0049155	A1	2/2017	Liu
2016/0316822	A1	11/2016	Liu	2017/0055586	A1	3/2017	Liu
2016/0324213	A1	11/2016	Liu	2017/0055589	A1	3/2017	Fernando et al.
2016/0324215	A1	11/2016	Mironov et al.	2017/0064999	A1	3/2017	Perez et al.
2016/0324218	A1	11/2016	Wang et al.	2017/0065000	A1	3/2017	Sears et al.
2016/0331032	A1	11/2016	Malgat et al.	2017/0071251	A1	3/2017	Goch
2016/0331033	A1	11/2016	Hopps et al.	2017/0071252	A1	3/2017	Liu
2016/0331038	A1	11/2016	Farine et al.	2017/0071256	A1	3/2017	Verleur et al.
2016/0331039	A1	11/2016	Thorens et al.	2017/0071257	A1	3/2017	Lin
2016/0331040	A1	11/2016	Nakano et al.	2017/0079110	A1	3/2017	Plattner
2016/0338402	A1	11/2016	Buehler et al.	2017/0079329	A1	3/2017	Zitzke
2016/0338405	A1	11/2016	Liu	2017/0079330	A1	3/2017	Mironov et al.
2016/0338406	A1	11/2016	Liu	2017/0079331	A1	3/2017	Monsees et al.
2016/0338411	A1	11/2016	Liu	2017/0086498	A1	3/2017	Daryani
2016/0338412	A1	11/2016	Monsees et al.	2017/0086501	A1	3/2017	Buehler et al.
2016/0345625	A1	12/2016	Liu	2017/0086502	A1	3/2017	Hearn et al.
2016/0345627	A1	12/2016	Liu	2017/0094998	A1	4/2017	Bernauer et al.
2016/0345628	A1	12/2016	Sabet	2017/0094999	A1	4/2017	Hearn et al.
2016/0345630	A1	12/2016	Mironov et al.	2017/0095000	A1	4/2017	Spirito et al.
2016/0345631	A1	12/2016	Monsees et al.	2017/0095001	A1	4/2017	Liu
2016/0345633	A1	12/2016	DePiano et al.	2017/0095002	A1	4/2017	Silvestrini
2016/0345634	A1	12/2016	Fernando et al.	2017/0095003	A1	4/2017	Mironov
2016/0345636	A1	12/2016	Liu	2017/0095004	A1	4/2017	Liu
2016/0353798	A1	12/2016	Liu	2017/0095005	A1	4/2017	Monsees et al.
2016/0353804	A1	12/2016	Lord	2017/0099880	A1	4/2017	Hawes
2016/0360784	A1	12/2016	Liu	2017/0105449	A1	4/2017	Hearn et al.
2016/0360792	A1	12/2016	Liu	2017/0105450	A1	4/2017	Reed et al.
2016/0360793	A1	12/2016	Liu	2017/0105452	A1	4/2017	Mironov et al.
2016/0366927	A1	12/2016	Liu	2017/0109877	A1	4/2017	Peleg et al.
2016/0366935	A1	12/2016	Liu	2017/0112197	A1	4/2017	Li et al.
2016/0366936	A1	12/2016	Liu	2017/0113819	A1	4/2017	Marz
2016/0366937	A1	12/2016	Liu	2017/0119055	A1	5/2017	Liu
2016/0366939	A1	12/2016	Alarcon et al.	2017/0119057	A1	5/2017	Liu
2016/0366940	A1	12/2016	Liu	2017/0127724	A1	5/2017	Liu
2016/0366941	A1	12/2016	Lin	2017/0127726	A1	5/2017	Xiang
2016/0366942	A1	12/2016	Liu	2017/0135400	A1	5/2017	Liu
2016/0366947	A1	12/2016	Monsees et al.	2017/0135401	A1	5/2017	Dickens
2016/0371437	A1	12/2016	Alarcon et al.	2017/0135402	A1	5/2017	Zitzke
2016/0374391	A1	12/2016	Liu	2017/0135403	A1	5/2017	Liu
2016/0374392	A1	12/2016	Liu	2017/0143038	A1	5/2017	Dickens
2016/0374393	A1	12/2016	Chen	2017/0143040	A1	5/2017	Liu
2016/0374398	A1	12/2016	Amir	2017/0143043	A1	5/2017	Liu
2016/0374399	A1	12/2016	Monsees et al.	2017/0143917	A1	5/2017	Cohen et al.
2016/0374400	A1	12/2016	Monsees et al.	2017/0150754	A1	6/2017	Lin
2016/0374401	A1	12/2016	Liu	2017/0150755	A1	6/2017	Batista
2017/0006916	A1	1/2017	Liu	2017/0156400	A1	6/2017	Liu
2017/0006919	A1	1/2017	Liu	2017/0156401	A1	6/2017	Liu
2017/0006920	A1	1/2017	Liu	2017/0156402	A1	6/2017	Liu
2017/0006921	A1	1/2017	Lemay et al.	2017/0156403	A1	6/2017	Gill et al.
2017/0013875	A1	1/2017	Schennum et al.	2017/0156404	A1	6/2017	Novak, III et al.
2017/0013876	A1	1/2017	Schennum et al.	2017/0157341	A1	6/2017	Pandya et al.
2017/0013882	A1	1/2017	Liu	2017/0162979	A1	6/2017	Liu
2017/0013885	A1	1/2017	Qiu	2017/0164655	A1	6/2017	Chen
2017/0019951	A1	1/2017	Louveau et al.	2017/0164658	A1	6/2017	Lin et al.
2017/0020194	A1	1/2017	Rehders	2017/0172207	A1	6/2017	Liu
2017/0020201	A1	1/2017	Xiang	2017/0172213	A1	6/2017	Hon
2017/0027221	A1	2/2017	Liu	2017/0181468	A1	6/2017	Bowen et al.
2017/0027233	A1	2/2017	Mironov	2017/0188629	A1	7/2017	Dickens et al.
2017/0027234	A1	2/2017	Farine et al.	2017/0188632	A1	7/2017	Hon
				2017/0188634	A1	7/2017	Plojoux et al.
				2017/0196264	A1	7/2017	Liu
				2017/0196265	A1	7/2017	Liu
				2017/0196267	A1	7/2017	Zou et al.

(56)	References Cited			CN	203152489	U	8/2013
	U.S. PATENT DOCUMENTS			CN	203168035		9/2013
				CN	203168035	U	9/2013
				CN	203182012		9/2013
				CN	203182012	U	9/2013
2017/0196271	A1	7/2017	Levitz et al.	CN	103349363	A	10/2013
2017/0197046	A1	7/2017	Buchberger	CN	203327953	U	12/2013
2017/0202267	A1	7/2017	Liu	CN	102727969		2/2014
2017/0207499	A1	7/2017	Leadley	CN	203467677		3/2014
2017/0208865	A1	7/2017	Nettenstrom et al.	CN	103750571	A	4/2014
2017/0208866	A1	7/2017	Liu	CN	203538385	U	4/2014
2017/0208870	A1	7/2017	Liu	CN	204070533		1/2015
2017/0214261	A1	7/2017	Gratton	CN	204120231		1/2015
2017/0215476	A1	8/2017	Dickens et al.	CN	204180941		3/2015
2017/0215484	A1	8/2017	Xiang	CN	204217907		3/2015
2017/0215485	A1	8/2017	Zitzke	CN	204466899		7/2015
2017/0222468	A1	8/2017	Schennum et al.	CN	204466899	U	7/2015
2017/0224014	A1	8/2017	Fraser	DE	19619536		10/1997
2017/0231281	A1	8/2017	Hatton et al.	DE	102006004484		8/2007
2017/0231282	A1	8/2017	Bowen et al.	EP	0358114	A2	3/1990
2017/0231284	A1	8/2017	News	EP	0845220	A1	6/1998
2017/0231286	A1	8/2017	Borkovec et al.	EP	0845220		9/2003
2017/0233114	A1	8/2017	Christensen et al.	EP	2110033	A1	10/2009
2017/0238611	A1	8/2017	Buchberger	EP	2113178		11/2009
2017/0238612	A1	8/2017	Daryani et al.	EP	2260733	A1	12/2010
2017/0238613	A1	8/2017	Suess et al.	EP	2399636		12/2011
2017/0245554	A1	8/2017	Perez et al.	EP	2399636	A1	12/2011
2017/0246405	A1	8/2017	Wensley et al.	EP	2614731	A1	7/2013
2017/0250552	A1	8/2017	Liu	EP	2654471		7/2014
2017/0251719	A1	9/2017	Cyphert et al.	EP	2862457	A1	4/2015
2017/0251725	A1	9/2017	Buchberger et al.	EP	2944206	A1	11/2015
2017/0251726	A1	9/2017	Nielsen	EP	2952110	A1	12/2015
2017/0251727	A1	9/2017	Nielsen	EP	2989912	A1	3/2016
2017/0251728	A1	9/2017	Peleg et al.	EP	3012213	A1	4/2016
2017/0258143	A1	9/2017	Lederer	EP	3015010	A1	5/2016
2017/0273358	A1	9/2017	Batista et al.	EP	3023016	A1	5/2016
2017/0273359	A1	9/2017	Liu	EP	2967154		10/2018
2017/0290373	A1	10/2017	Hon	EP	3456214		3/2019
2017/0290998	A1	10/2017	Poston et al.	EP	3469934		4/2019
2017/0295846	A1	10/2017	Liu	GB	2264237		8/1993
2017/0295847	A1	10/2017	Liu	GB	2266466		11/1993
2017/0295848	A1	10/2017	LaMothe	JP	2001161819	A	6/2001
2017/0295849	A1	10/2017	Cadieux et al.	JP	2009213428	A	9/2009
2017/0311648	A1	11/2017	Gill et al.	JP	2011024430	A	2/2011
2017/0318860	A1	11/2017	Adair	KR	101011453		1/2011
2017/0325503	A1	11/2017	Liu	KR	101011453	B1	1/2011
2017/0325504	A1	11/2017	Liu	KR	20120008751		2/2012
2017/0347706	A1	12/2017	Aoun et al.	KR	20120113519		10/2012
2017/0354183	A1	12/2017	Liu	KR	20130106741		9/2013
2018/0049469	A1	2/2018	Kaufman et al.	KR	20130107658		10/2013
2018/0070649	A1	3/2018	Monsees et al.	KR	101357574	B1	2/2014
2018/0092399	A1	4/2018	Kieslich	KR	101570876	B1	11/2015
2018/0103686	A1	4/2018	Monsees et al.	TW	201436722	A	10/2014
2018/0303169	A1	10/2018	Sears et al.	TW	201438608	A	10/2014
				WO	WO-9817131	A1	4/1998
				WO	WO-2000005976	A1	2/2000
				WO	WO2003061716		7/2003
				WO	WO2003103387		12/2003
AU	2017202891	A1	5/2017	WO	WO-2004080216	A1	9/2004
CA	2641869	A1	5/2010	WO	WO-2006021153	A1	3/2006
CA	2846286	A1	4/2013	WO	WO-2007066374	A1	6/2007
CN	1942114	A	4/2007	WO	WO-2007078273	A1	7/2007
CN	201018927	Y	2/2008	WO	WO-2008077271	A1	7/2008
CN	201104488		8/2008	WO	WO-2008087161	A1	7/2008
CN	100589726		2/2010	WO	WO-2009003204	A2	1/2009
CN	201408820		2/2010	WO	WO-2010118644	A1	10/2010
CN	201430916	Y	3/2010	WO	WO-2010140841	A2	12/2010
CN	101861691		10/2010	WO	WO-2010145805	A1	12/2010
CN	101869356	A	10/2010	WO	WO-2011010334	A1	1/2011
CN	201781984	U	4/2011	WO	WO-2011125058	A1	10/2011
CN	202004499		10/2011	WO	WO-2012043941	A1	4/2012
CN	102754924	A	10/2012	WO	WO2012059726		5/2012
CN	202566289	U	12/2012	WO	WO-2012062600	A1	5/2012
CN	202603608		12/2012	WO	WO-2012072762	A1	6/2012
CN	202890462		4/2013	WO	WO-2012085205	A1	6/2012
CN	202941411		5/2013	WO	WO-2012088675	A1	7/2012
CN	202941411	U	5/2013	WO	WO-2012091249	A1	7/2012
CN	203040683		7/2013	WO	WO-2012100523	A1	8/2012
CN	203087525		7/2013	WO	WO-2012129812	A1	10/2012
CN	203087525	U	7/2013				
CN	203152489		8/2013				
				FOREIGN PATENT DOCUMENTS			

US 11,134,722 B2

Page 11

(56)

References Cited

FOREIGN PATENT DOCUMENTS

WO	WO-2012134117	A2	10/2012	WO	WO-2015010277	A1	1/2015
WO	WO-2012173322	A1	12/2012	WO	WO-2015010284	A1	1/2015
WO	WO-2012174677	A1	12/2012	WO	WO-2015010291	A1	1/2015
WO	WO-2013012157	A1	1/2013	WO	WO-2015010310	A1	1/2015
WO	WO-2013020220	A1	2/2013	WO	WO-2015010336	A1	1/2015
WO	WO-2013034453	A1	3/2013	WO	WO-2015010345	A1	1/2015
WO	WO-2013040193	A2	3/2013	WO	WO-2015013890	A1	2/2015
WO	WO-2013044537	A1	4/2013	WO	WO-2015013891	A1	2/2015
WO	WO2013068100		5/2013	WO	WO-2015013892	A1	2/2015
WO	WO-2013076750	A1	5/2013	WO	WO-2015013926	A1	2/2015
WO	WO-2013083635	A1	6/2013	WO	WO-2015013950	A1	2/2015
WO	WO-2013083636	A1	6/2013	WO	WO-2015013967	A1	2/2015
WO	WO2013089358		6/2013	WO	WO-2015017971	A1	2/2015
WO	WO-2013089551	A1	6/2013	WO	WO-2015018026	A1	2/2015
WO	WO2013093695		6/2013	WO	WO-2015018120	A1	2/2015
WO	WO-2013093695	A1	6/2013	WO	WO-2015021612	A1	2/2015
WO	WO2013098397		7/2013	WO	WO-2015021646	A1	2/2015
WO	WO-2013098397	A2	7/2013	WO	WO-2015021651	A1	2/2015
WO	WO-2013110208	A1	8/2013	WO	WO-2015021652	A1	2/2015
WO	WO-2013110209	A1	8/2013	WO	WO-2015021655	A1	2/2015
WO	WO-2013110210	A1	8/2013	WO	WO-2015021658	A1	2/2015
WO	WO-2013113173	A1	8/2013	WO	WO-2015024239	A1	2/2015
WO	WO-2013113174	A1	8/2013	WO	WO-2015024247	A1	2/2015
WO	WO-2013113612	A1	8/2013	WO	WO-2015026081	A1	2/2015
WO	WO-2013116567	A1	8/2013	WO	WO-2015027383	A1	3/2015
WO	WO-2013116983	A1	8/2013	WO	WO-2015027435	A1	3/2015
WO	WO-2013131763	A1	9/2013	WO	WO-2015027436	A1	3/2015
WO	WO-2013142678	A1	9/2013	WO	WO-2015027470	A1	3/2015
WO	WO-2013155645	A1	10/2013	WO	WO-2015032050	A1	3/2015
WO	WO-2013159245	A1	10/2013	WO	WO-2015032055	A1	3/2015
WO	WO-2013171206	A1	11/2013	WO	WO-2015032078	A1	3/2015
WO	WO-2013174001	A1	11/2013	WO	WO-2015032093	A1	3/2015
WO	WO2014008646		1/2014	WO	WO-2015035510	A1	3/2015
WO	WO-2014020953	A1	2/2014	WO	WO-2015035547	A1	3/2015
WO	WO-2014023171	A1	2/2014	WO	WO-2015035557	A1	3/2015
WO	WO-2014032280	A1	3/2014	WO	WO-2015035587	A1	3/2015
WO	WO-2014040915	A1	3/2014	WO	WO-2015035623	A1	3/2015
WO	WO-2014047948	A1	4/2014	WO	WO-2015035689	A1	3/2015
WO	WO-2014047955	A1	4/2014	WO	WO-2015037925	A1	3/2015
WO	WO-2014071747	A1	5/2014	WO	WO-2015039275	A1	3/2015
WO	WO-2014101119	A1	7/2014	WO	WO-2015039280	A1	3/2015
WO	WO-2014101401	A1	7/2014	WO	WO-2015039332	A1	3/2015
WO	WO-2014101734	A1	7/2014	WO	WO-2015042790	A1	4/2015
WO	WO-2014110750	A1	7/2014	WO	WO-2015042811	A1	4/2015
WO	WO-2014110761	A1	7/2014	WO	WO-2015042848	A1	4/2015
WO	WO-2014113949	A1	7/2014	WO	WO-2015042943	A1	4/2015
WO	WO-2014121509	A1	8/2014	WO	WO-2015051509	A1	4/2015
WO	WO-2014125340	A1	8/2014	WO	WO-2015051538	A1	4/2015
WO	WO-2014127446	A1	8/2014	WO	WO-2015054815	A1	4/2015
WO	WO-2014134781	A1	9/2014	WO	WO-2015054862	A1	4/2015
WO	WO2014139609		9/2014	WO	WO-2015055314	A1	4/2015
WO	WO-2014139609	A2	9/2014	WO	WO-2015058340	A1	4/2015
WO	WO-2014146270	A1	9/2014	WO	WO-2015058387	A1	4/2015
WO	WO-2014150979	A2	9/2014	WO	WO-2015062041	A1	5/2015
WO	WO-2014161181	A1	10/2014	WO	WO-2015066136	A1	5/2015
WO	WO-2014166039	A1	10/2014	WO	WO-2015066927	A1	5/2015
WO	WO-2014169437	A1	10/2014	WO	WO-2015070398	A1	5/2015
WO	WO-2014169667	A1	10/2014	WO	WO-2015070405	A1	5/2015
WO	WO-2014186983	A1	11/2014	WO	WO-2015071703	A1	5/2015
WO	WO-2014198042	A1	12/2014	WO	WO-2015073564	A1	5/2015
WO	WO-2014201610	A1	12/2014	WO	WO-2015074187	A1	5/2015
WO	WO-2014201611	A1	12/2014	WO	WO-2015074265	A1	5/2015
WO	WO-2014201666	A1	12/2014	WO	WO-2015077998	A1	6/2015
WO	WO-2014201668	A1	12/2014	WO	WO-2015077999	A1	6/2015
WO	WO-2014205749	A1	12/2014	WO	WO-2015078010	A1	6/2015
WO	WO-2014205780	A1	12/2014	WO	WO-2015079197	A1	6/2015
WO	WO-2014205807	A1	12/2014	WO	WO2015082560		6/2015
WO	WO-2014206148	A1	12/2014	WO	WO-2015082560	A1	6/2015
WO	WO-2015000125	A1	1/2015	WO	WO-2015089711	A1	6/2015
WO	WO-2015000180	A1	1/2015	WO	WO-2015106434	A1	7/2015
WO	WO-2015003327	A1	1/2015	WO	WO-2015106440	A1	7/2015
WO	WO-2015003372	A1	1/2015	WO	WO-2015107552	A1	7/2015
WO	WO-2015003374	A1	1/2015	WO	WO-2015109476	A1	7/2015
WO	WO-2015006929	A1	1/2015	WO	WO-2015109532	A1	7/2015
WO	WO-2015010242	A1	1/2015	WO	WO-2015109540	A1	7/2015
				WO	WO-2015109618	A1	7/2015
				WO	WO-2015117285	A1	8/2015
				WO	WO-2015120588	A1	8/2015
				WO	WO-2015120591	A1	8/2015

(56)

References Cited

FOREIGN PATENT DOCUMENTS

WO	WO-2015120623	A1	8/2015	WO	WO-2016000130	A1	1/2016
WO	WO-2015123831	A1	8/2015	WO	WO-2016000136	A1	1/2016
WO	WO-2015128499	A1	9/2015	WO	WO-2016000139	A1	1/2016
WO	WO-2015137815	A1	9/2015	WO	WO-2016000206	A1	1/2016
WO	WO-2015143637	A1	10/2015	WO	WO-2016000207	A1	1/2016
WO	WO-2015143648	A1	10/2015	WO	WO-2016000214	A1	1/2016
WO	WO-2015143749	A1	10/2015	WO	WO-2016000232	A1	1/2016
WO	WO-2015143765	A1	10/2015	WO	WO-2016000233	A1	1/2016
WO	WO-2015144057	A1	10/2015	WO	WO-2016000305	A1	1/2016
WO	WO-2015149311	A1	10/2015	WO	WO-2016008067	A1	1/2016
WO	WO-2015149330	A1	10/2015	WO	WO-2016008096	A1	1/2016
WO	WO-2015149332	A1	10/2015	WO	WO-2016008217	A1	1/2016
WO	WO-2015149338	A1	10/2015	WO	WO-2016009202	A1	1/2016
WO	WO-2015149368	A1	10/2015	WO	WO-2016015196	A1	2/2016
WO	WO-2015149403	A1	10/2015	WO	WO-2016015246	A1	2/2016
WO	WO-2015149406	A1	10/2015	WO	WO-2016015264	A1	2/2016
WO	WO-2015154309	A1	10/2015	WO	WO-2016019353	A1	2/2016
WO	WO-2015154619	A1	10/2015	WO	WO-2016019508	A1	2/2016
WO	WO-2015157891	A1	10/2015	WO	WO-2016019550	A1	2/2016
WO	WO-2015157893	A1	10/2015	WO	WO2016023173		2/2016
WO	WO-2015157900	A1	10/2015	WO	WO-2016023181	A1	2/2016
WO	WO-2015157901	A1	10/2015	WO	WO-2016023182	A1	2/2016
WO	WO-2015157928	A1	10/2015	WO	WO-2016023183	A1	2/2016
WO	WO-2015158522	A1	10/2015	WO	WO-2016023212	A1	2/2016
WO	WO-2015158548	A1	10/2015	WO	WO-2016023824	A1	2/2016
WO	WO-2015161406	A1	10/2015	WO	WO-2016026104	A1	2/2016
WO	WO-2015161407	A1	10/2015	WO	WO2016026105		2/2016
WO	WO-2015161553	A1	10/2015	WO	WO-2016026156	A1	2/2016
WO	WO-2015161555	A1	10/2015	WO	WO-2016029344	A1	3/2016
WO	WO-2015161557	A1	10/2015	WO	WO-2016029386	A1	3/2016
WO	WO-2015165067	A1	11/2015	WO	WO-2016029389	A1	3/2016
WO	WO-2015165081	A1	11/2015	WO	WO-2016029468	A1	3/2016
WO	WO-2015165083	A1	11/2015	WO	WO-2016029470	A1	3/2016
WO	WO-2015165086	A1	11/2015	WO	WO-2016029473	A1	3/2016
WO	WO2015165105		11/2015	WO	WO-2016029567	A1	3/2016
WO	WO-2015165146	A1	11/2015	WO	WO-2016033721	A1	3/2016
WO	WO-2015168827	A1	11/2015	WO	WO-2016033734	A1	3/2016
WO	WO-2015168828	A1	11/2015	WO	WO-2016034100	A1	3/2016
WO	WO-2015168853	A1	11/2015	WO	WO-2016041114	A1	3/2016
WO	WO-2015168904	A1	11/2015	WO	WO-2016041140	A1	3/2016
WO	WO-2015168912	A1	11/2015	WO	WO-2016041141	A1	3/2016
WO	WO-2015172331	A1	11/2015	WO	WO-2016041207	A1	3/2016
WO	WO-2015172361	A1	11/2015	WO	WO-2016041209	A1	3/2016
WO	WO-2015172368	A1	11/2015	WO	WO-2016045058	A1	3/2016
WO	WO-2015174657	A1	11/2015	WO	WO-2016049822	A1	4/2016
WO	WO-2015174708	A1	11/2015	WO	WO-2016049823	A1	4/2016
WO	WO-2015176210	A1	11/2015	WO	WO-2016049855	A1	4/2016
WO	WO-2015176230	A1	11/2015	WO	WO-2016049863	A1	4/2016
WO	WO-2015176300	A1	11/2015	WO	WO-2016050246	A1	4/2016
WO	WO-2015176580	A1	11/2015	WO	WO-2016050247	A1	4/2016
WO	WO-2015180027	A1	12/2015	WO	WO-2016054793	A1	4/2016
WO	WO-2015180061	A1	12/2015	WO	WO-2016058139	A1	4/2016
WO	WO-2015180062	A1	12/2015	WO	WO-2016058187	A1	4/2016
WO	WO-2015180071	A1	12/2015	WO	WO2016059000		4/2016
WO	WO-2015180088	A1	12/2015	WO	WO-2016061729	A1	4/2016
WO	WO-2015180089	A1	12/2015	WO	WO-2016061730	A1	4/2016
WO	WO-2015184590	A1	12/2015	WO	WO-2016061822	A1	4/2016
WO	WO-2015184620	A1	12/2015	WO	WO-2016061859	A1	4/2016
WO	WO-2015184747	A1	12/2015	WO	WO-2016062168	A1	4/2016
WO	WO-2015188295	A1	12/2015	WO	WO-2016065520	A1	5/2016
WO	WO-2015188296	A1	12/2015	WO	WO-2016065521	A1	5/2016
WO	WO-2015189613	A1	12/2015	WO	WO-2016065532	A1	5/2016
WO	WO-2015190810	A1	12/2015	WO	WO-2016065533	A1	5/2016
WO	WO-2015192301	A1	12/2015	WO	WO-2016065596	A1	5/2016
WO	WO-2015192326	A1	12/2015	WO	WO-2016065598	A1	5/2016
WO	WO-2015192336	A1	12/2015	WO	WO-2016065599	A1	5/2016
WO	WO-2015192337	A1	12/2015	WO	WO-2016065606	A1	5/2016
WO	WO-2015192377	A1	12/2015	WO	WO-2016070553	A1	5/2016
WO	WO-2015193456	A1	12/2015	WO	WO-2016071027	A1	5/2016
WO	WO-2015196331	A1	12/2015	WO	WO-2016036236	A3	7/2016
WO	WO-2015196332	A1	12/2015				
WO	WO-2015196357	A1	12/2015				
WO	WO-2015196367	A1	12/2015				
WO	WO-2015196463	A1	12/2015				
WO	WO-2016000113	A1	1/2016				

OTHER PUBLICATIONS

Chinabuye. "Innokin ITaste VV Tank Starter Kit Electronic Cigarette with Clearomizer." YouTube, YouTube, Jul. 23, 2013, www.youtube.com/watch?v=mz414d8MU20.

(56)

References Cited

OTHER PUBLICATIONS

Cloud pen vaporizer unboxing review by vaporizer blog // VaporizerBlog.com, <https://www.youtube.com/watch?v=ixHMkXoWKNg>.

Glory Vapes. "Glory Vapes TV: Kanger S1 Cubica Series Starter Kit Unboxing." YouTube, YouTube, Aug. 8, 2013, www.youtube.com/watch?v=NQjvJ6YhdbA.

Joye eGo-Tank System XXL 1000mAh Starter Kit, <https://www.myvaporstore.com/eGo-Tank-System-XXL-1000mAh-Starter-Kit-p/ego-t-xxlkit.htm>.

Uptoyou Fromeme. "Newest Elips CCV Pure Flat Shaped Rechargeable Double Electronic Cigarettes E-Cigarette Set." YouTube, Sep. 11, 2013, <https://www.youtube.com/watch?v=ZkQe9xztu44>.

Uptoyou Fromeme. "Elips Ego SOLE Electronic Cigarette Kit Patent Elipse Flat Upgrade F6 Section with Atomizer CE4." YouTube, Sep. 12, 2013, www.youtube.com/watch?v=cnPcgDzFm0Q.
Vaporizers Reviewed. "AtmosRX Optimus 510 Vaporizer Review." YouTube, YouTube, Oct. 10, 2013, www.youtube.com/watch?v=wsyQncG8FB8.

Vaporizers Reviewed. "MicroG Pen Vaporizer Review." YouTube, YouTube, Nov. 6, 2013, www.youtube.com/watch?v=pLhtL8vosrs.
Glory Vapes. "Glory Vapes TV: Kanger S1 Cubica Series Starter Kit Unboxing." YouTube, YouTube, Aug. 8, 2013, www.youtube.com/watch?v=NQjvJ6YhdbA.

Joye eGo-Tank System XXL 1000mAh Starter Kit, <https://www.myvaporstore.com/eGo-Tank-System-XXL-1000mAh-Starter-Kit-p/ego-t-xxlkit.htm>.

Uptoyou Fromeme. "Elips Ego SOLE Electronic Cigarette Kit Patent Elipse Flat Upgrade F6 Section with Atomizer CE4." YouTube, Sep. 12, 2013, www.youtube.com/watch?v=cnPcgDzFm0Q.

* cited by examiner

Fig. 1

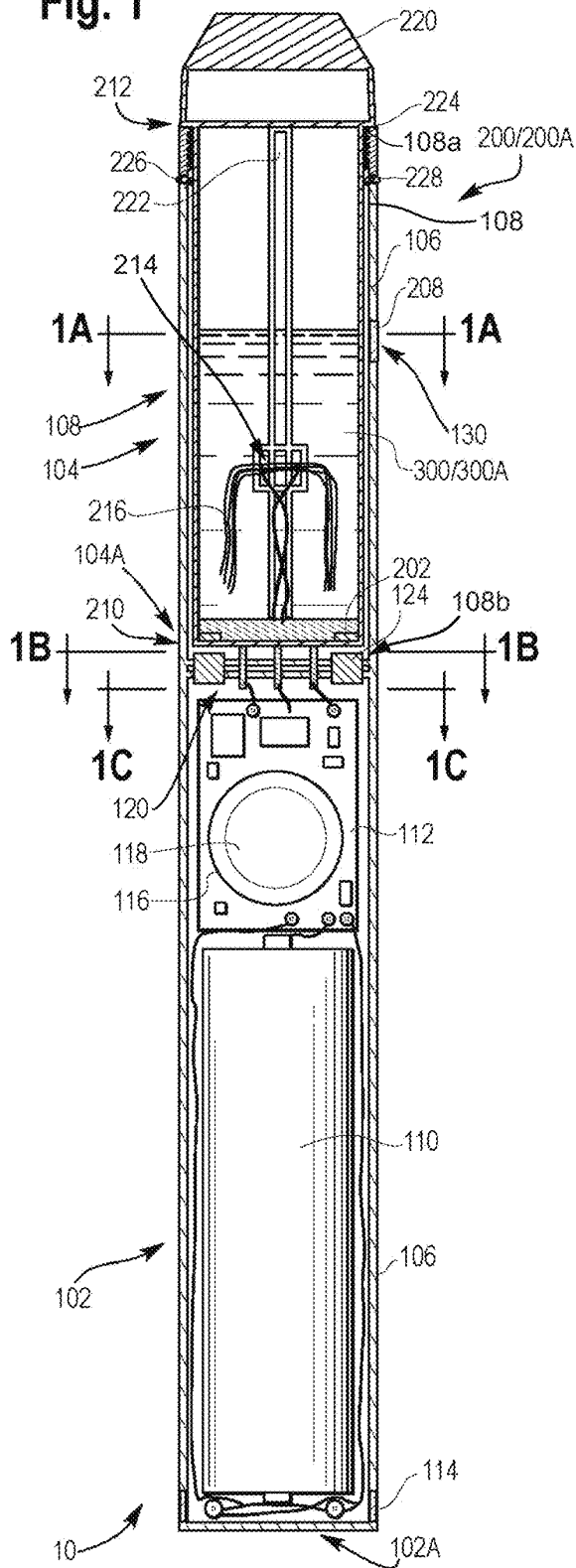


Fig. 1A

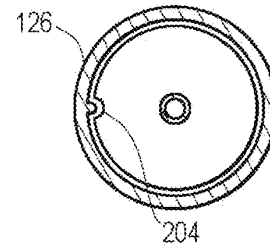


Fig. 1B

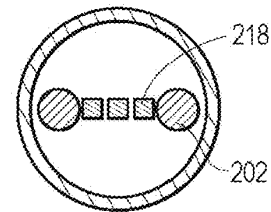
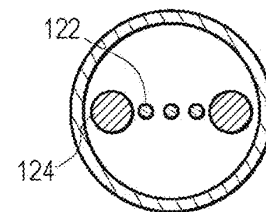


Fig. 1C



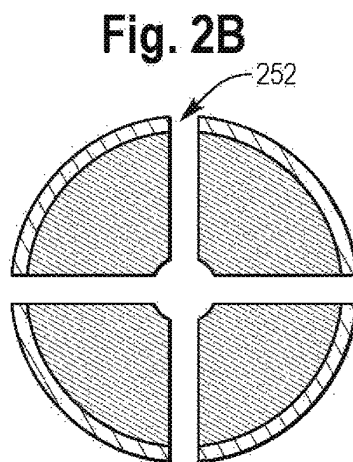
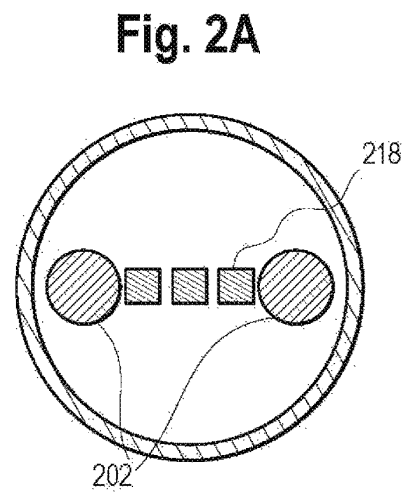
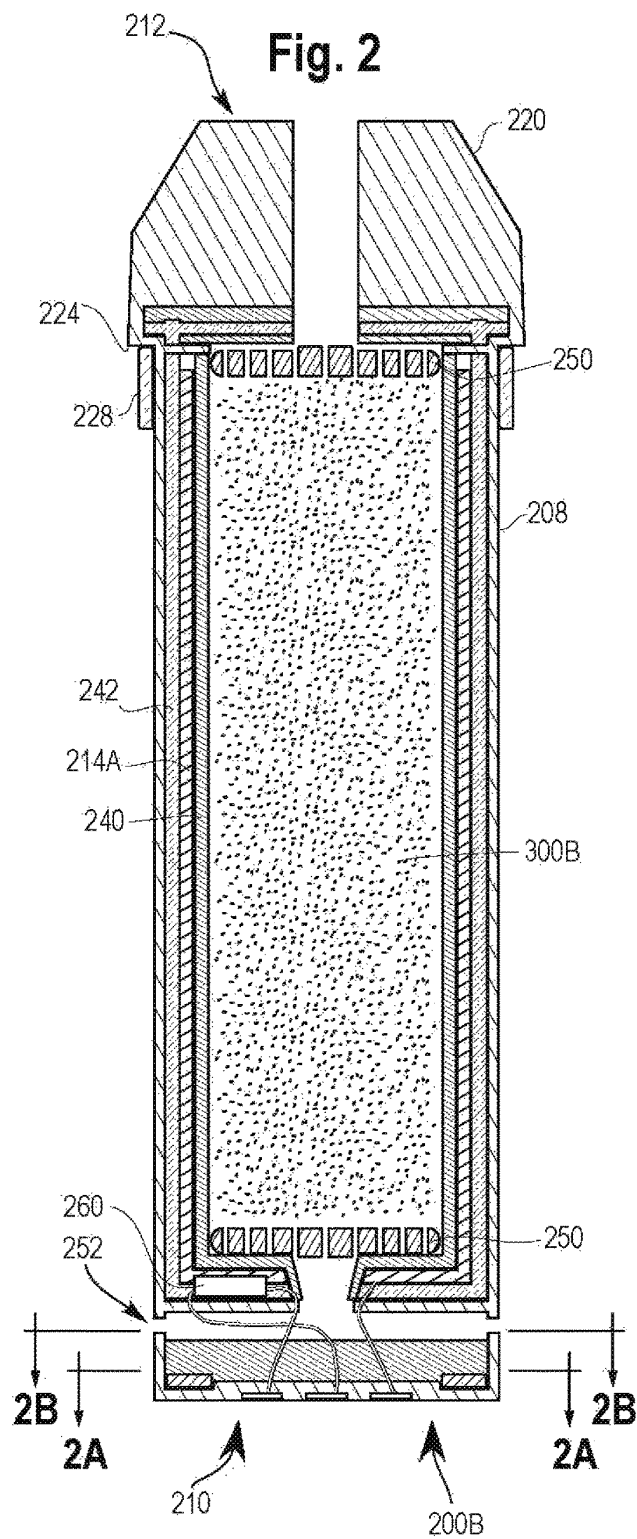
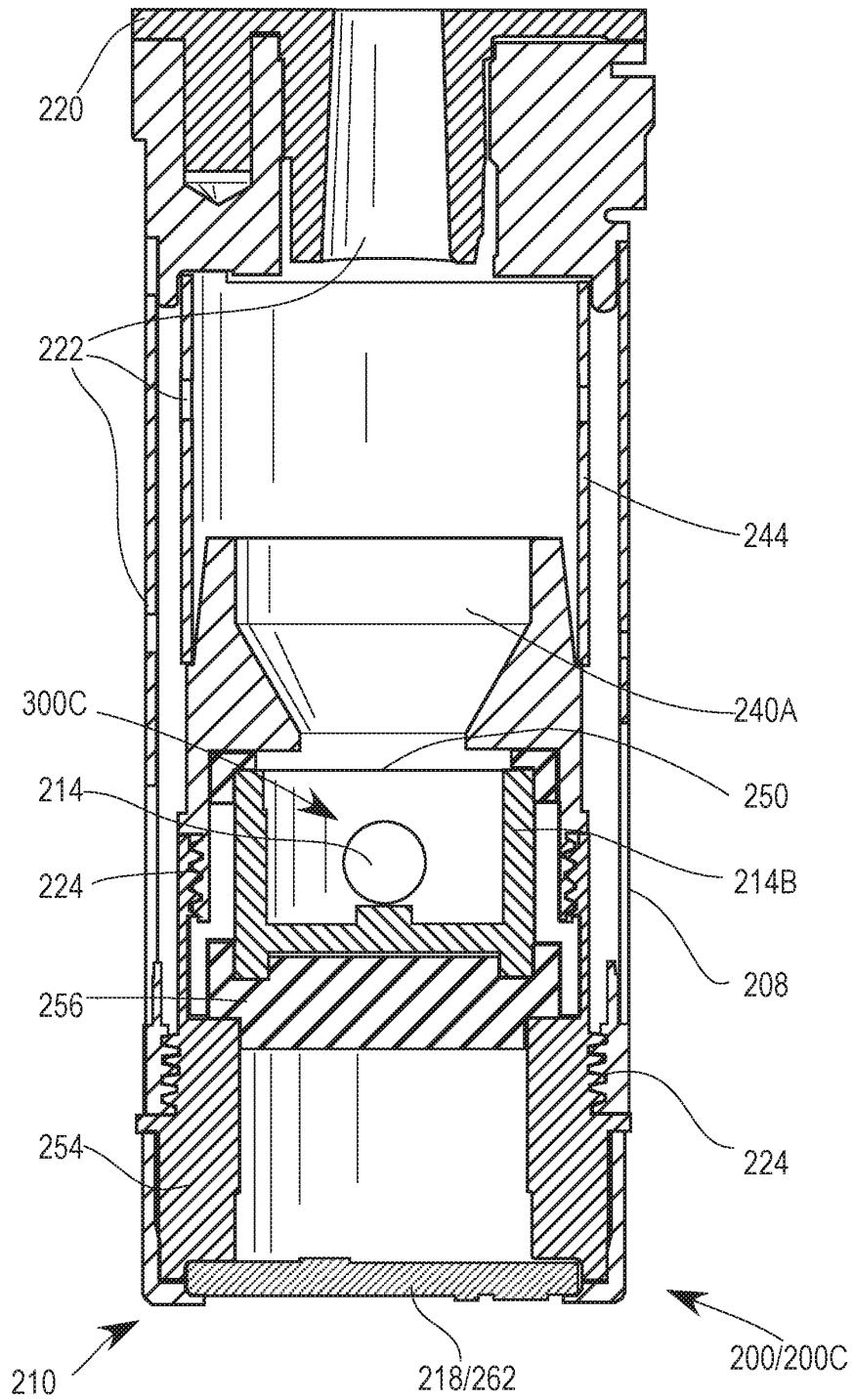
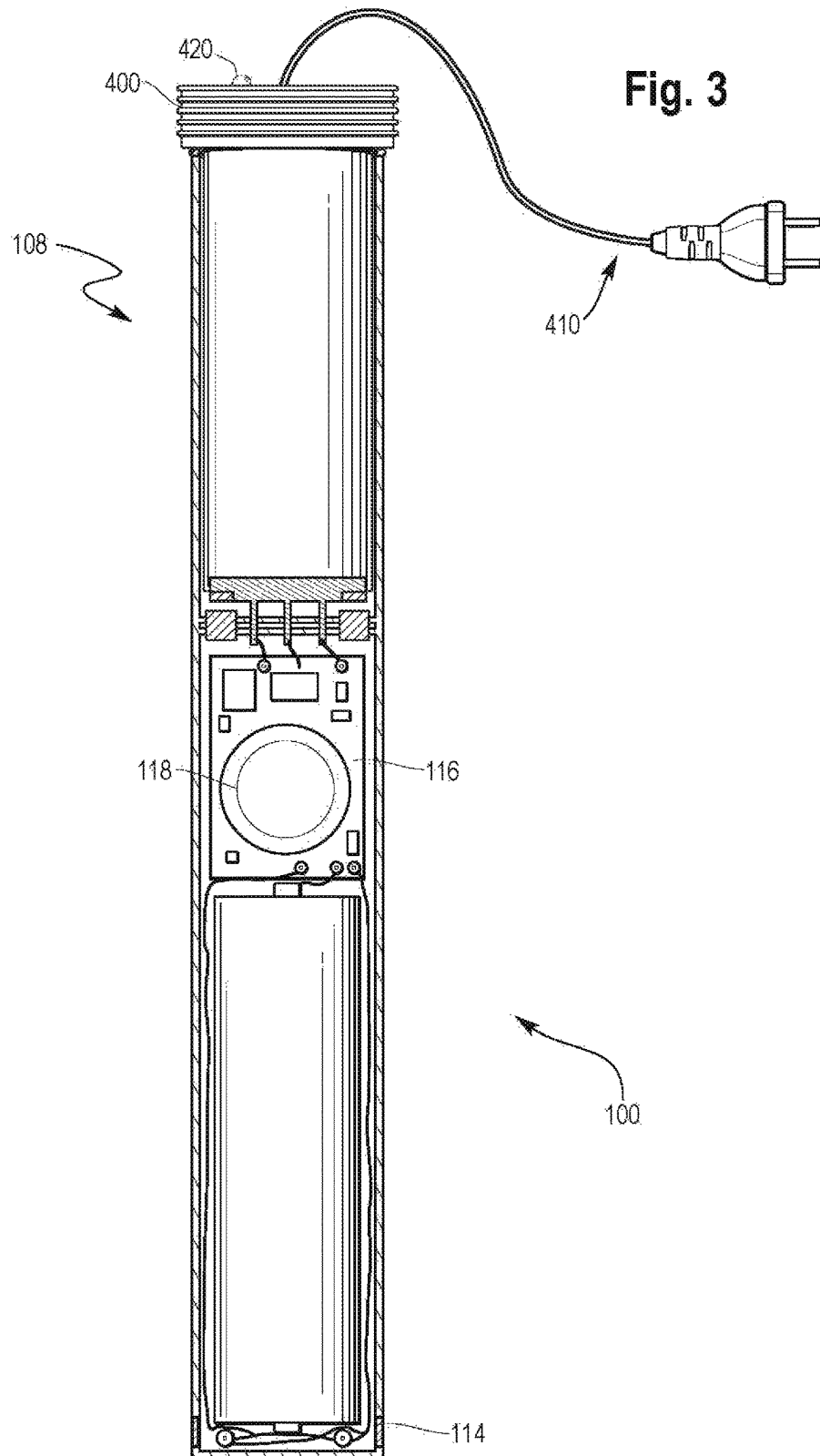


FIG. 2C





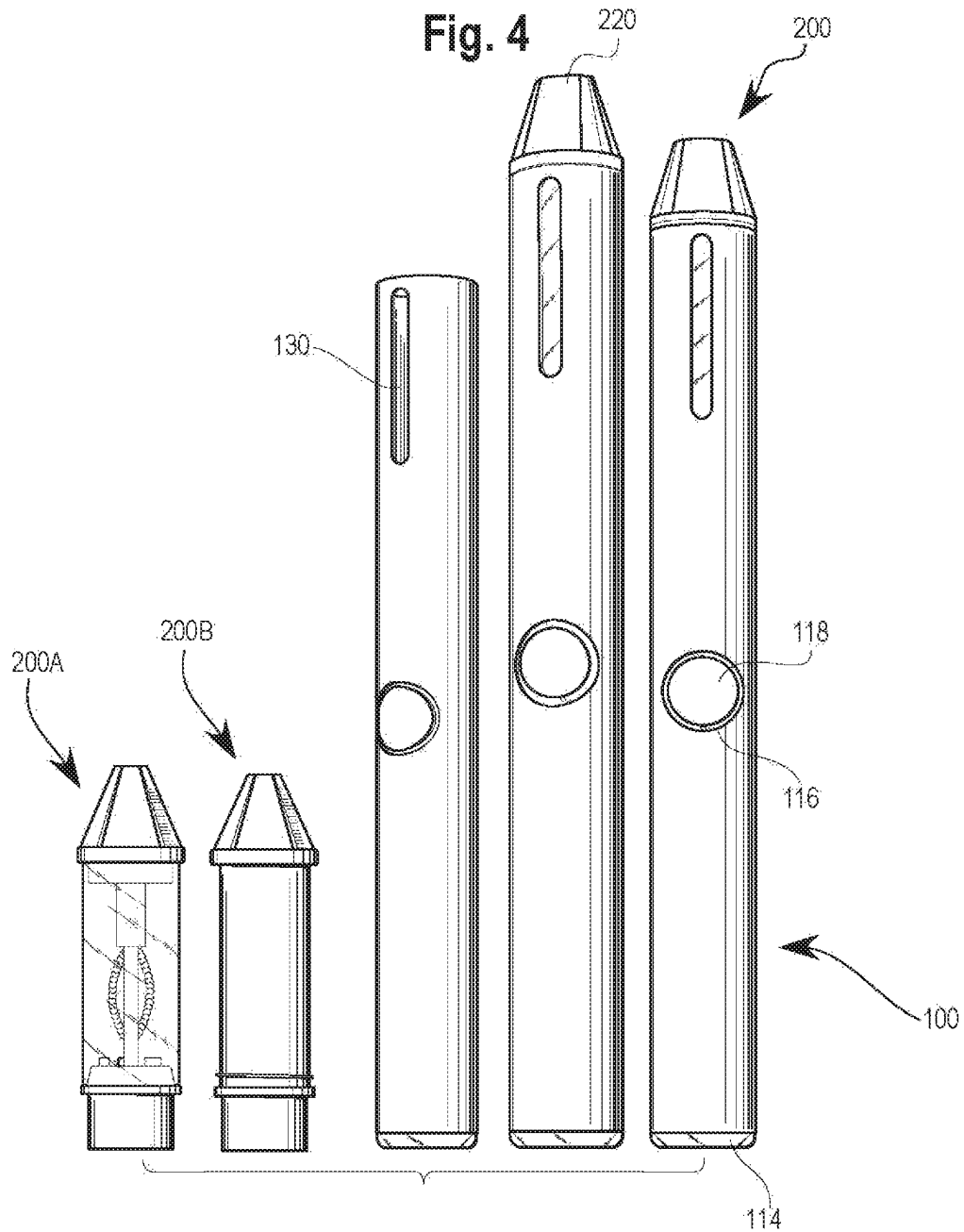
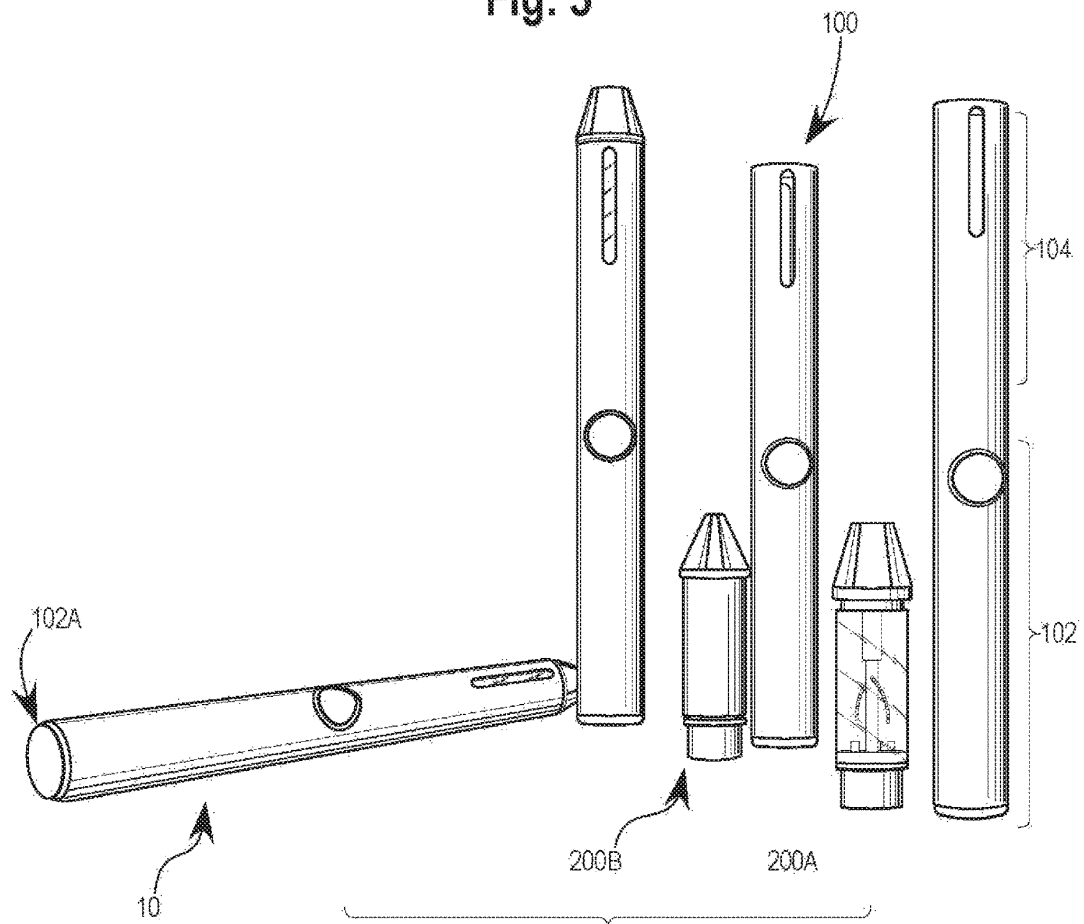


Fig. 5



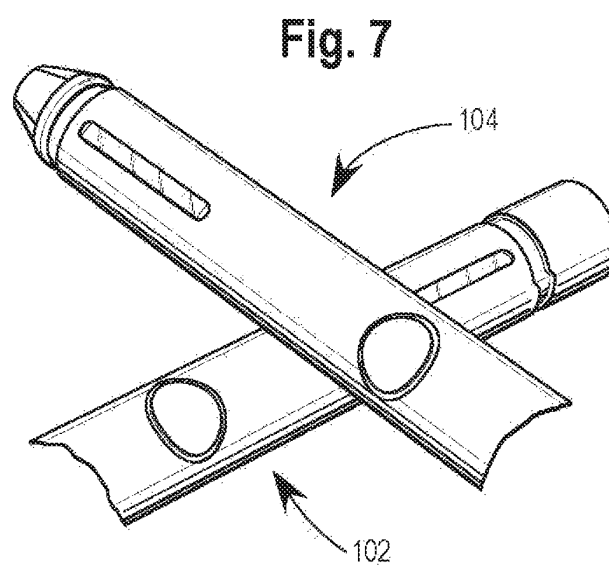
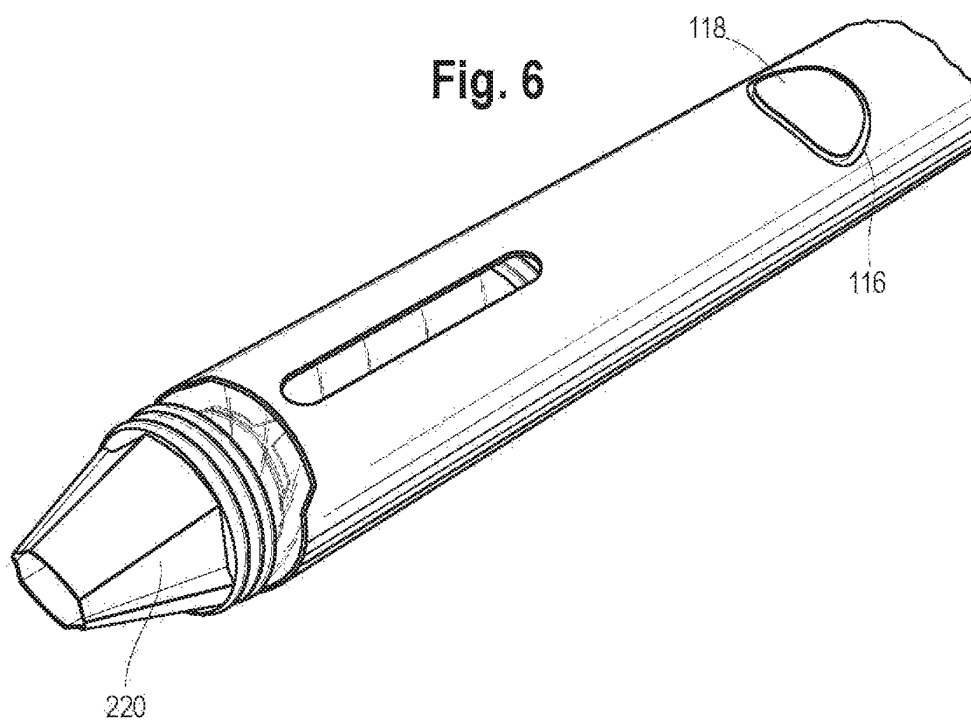


Fig. 8

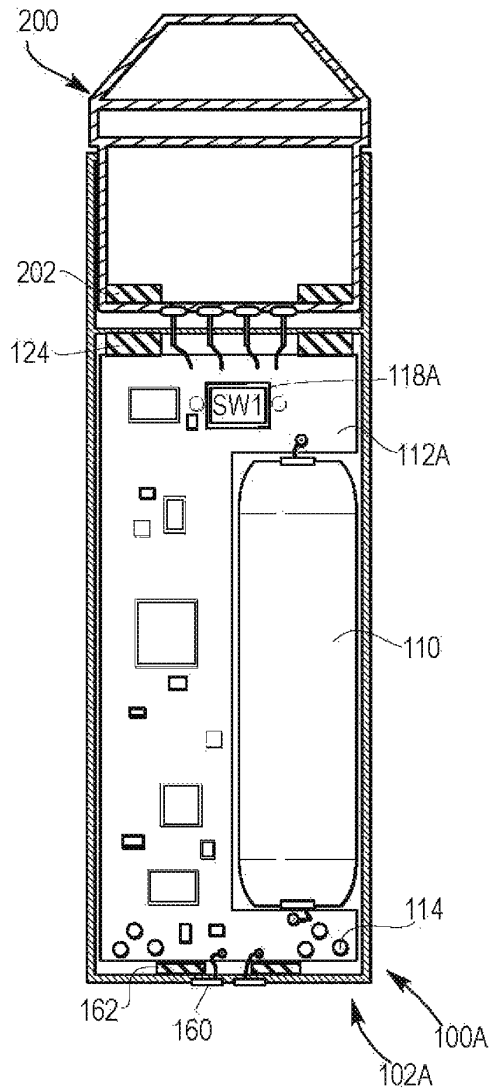


Fig. 9

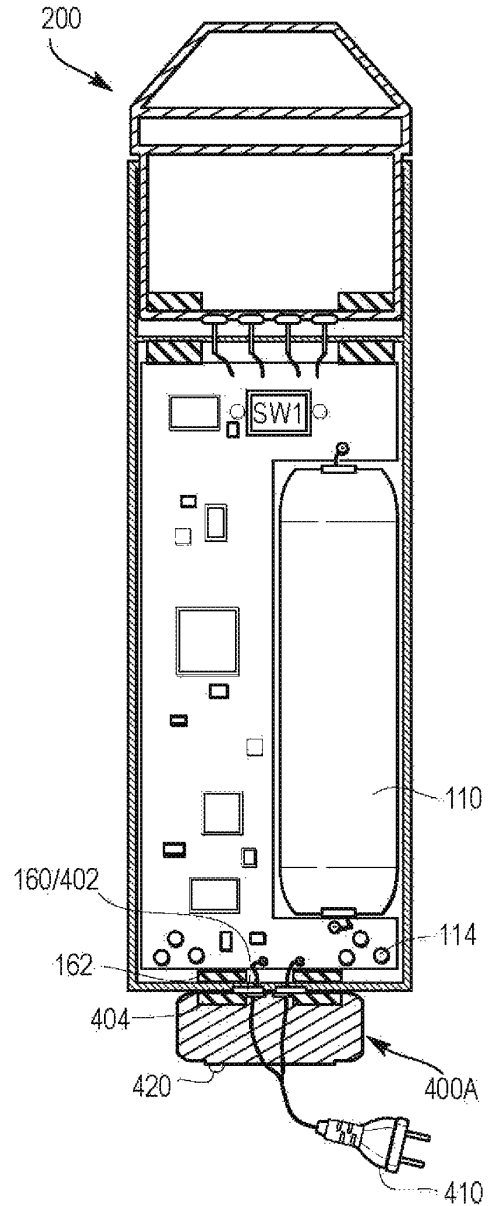


Fig. 10

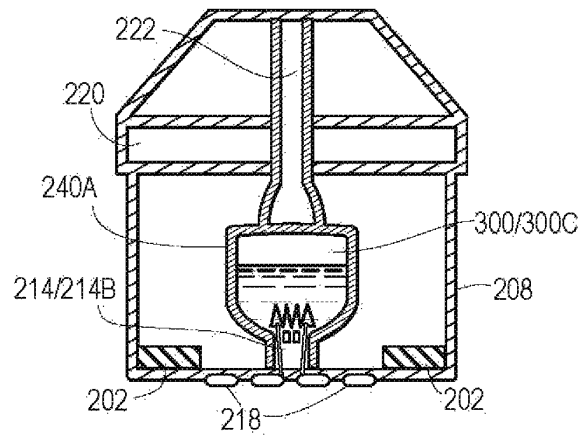
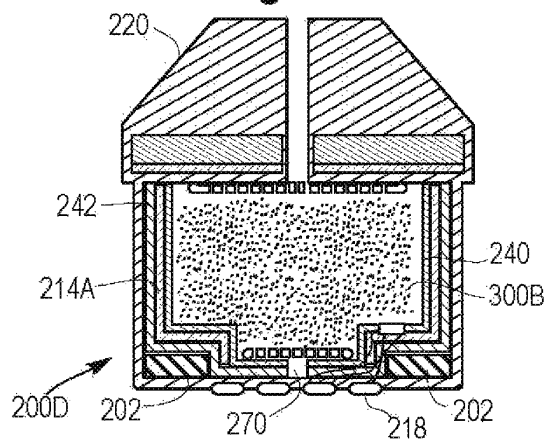


Fig. 11



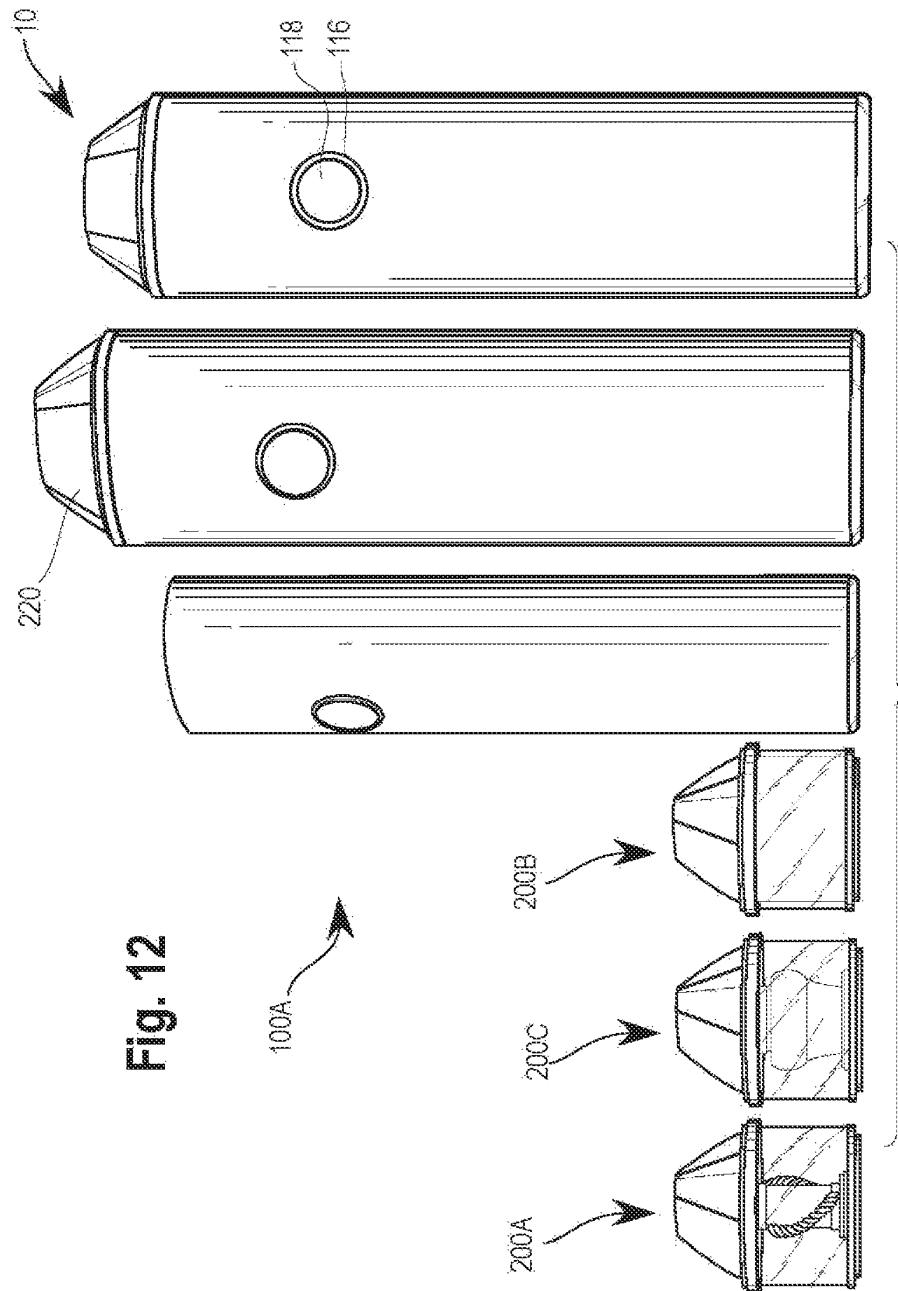


Fig. 13

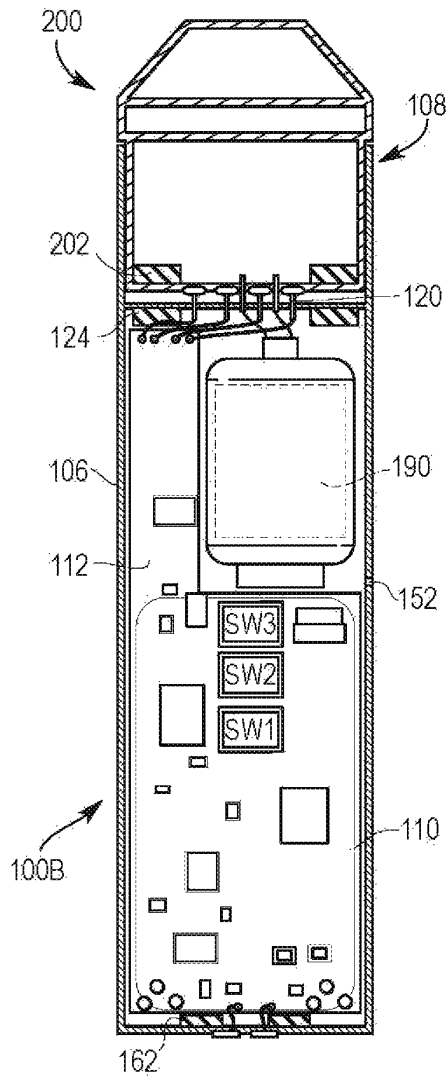
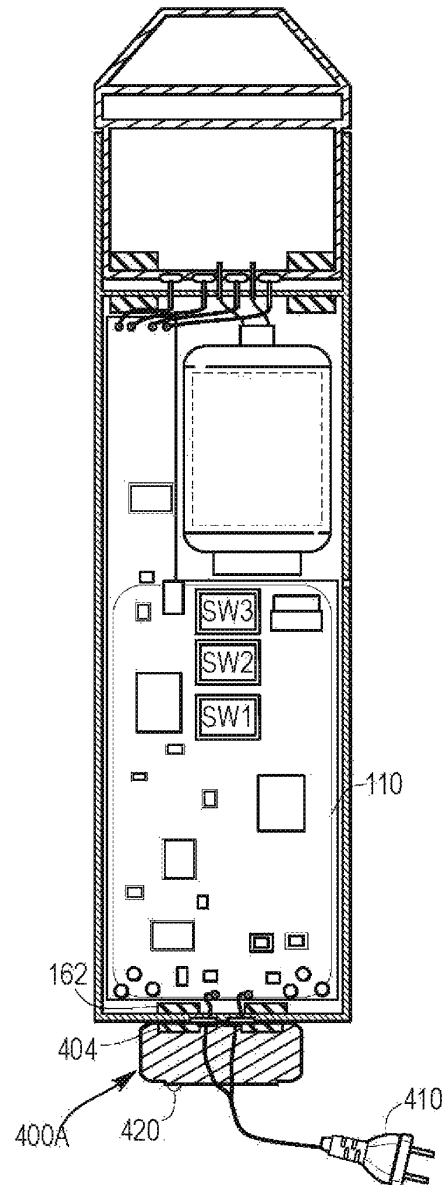


Fig. 14



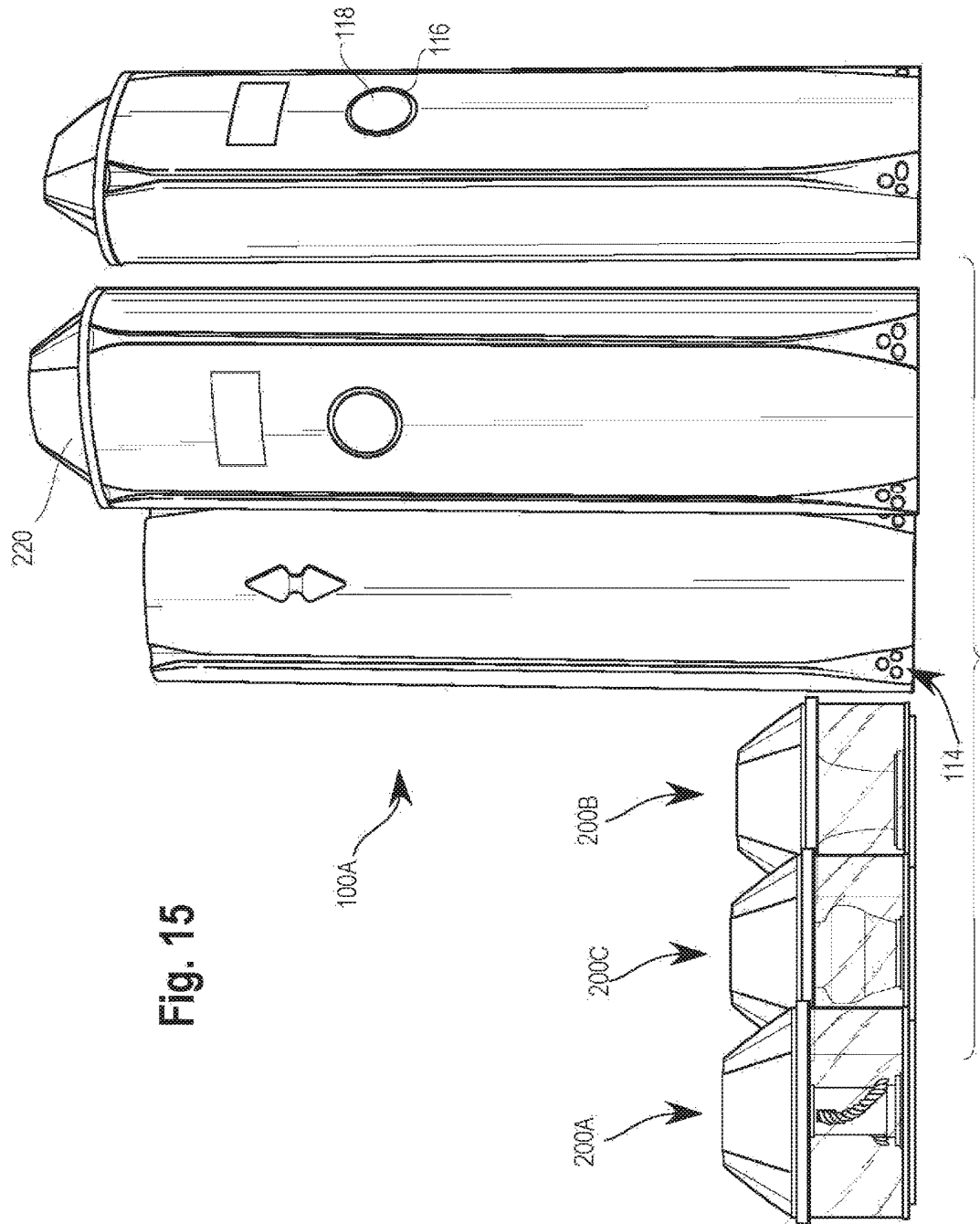


FIG. 16

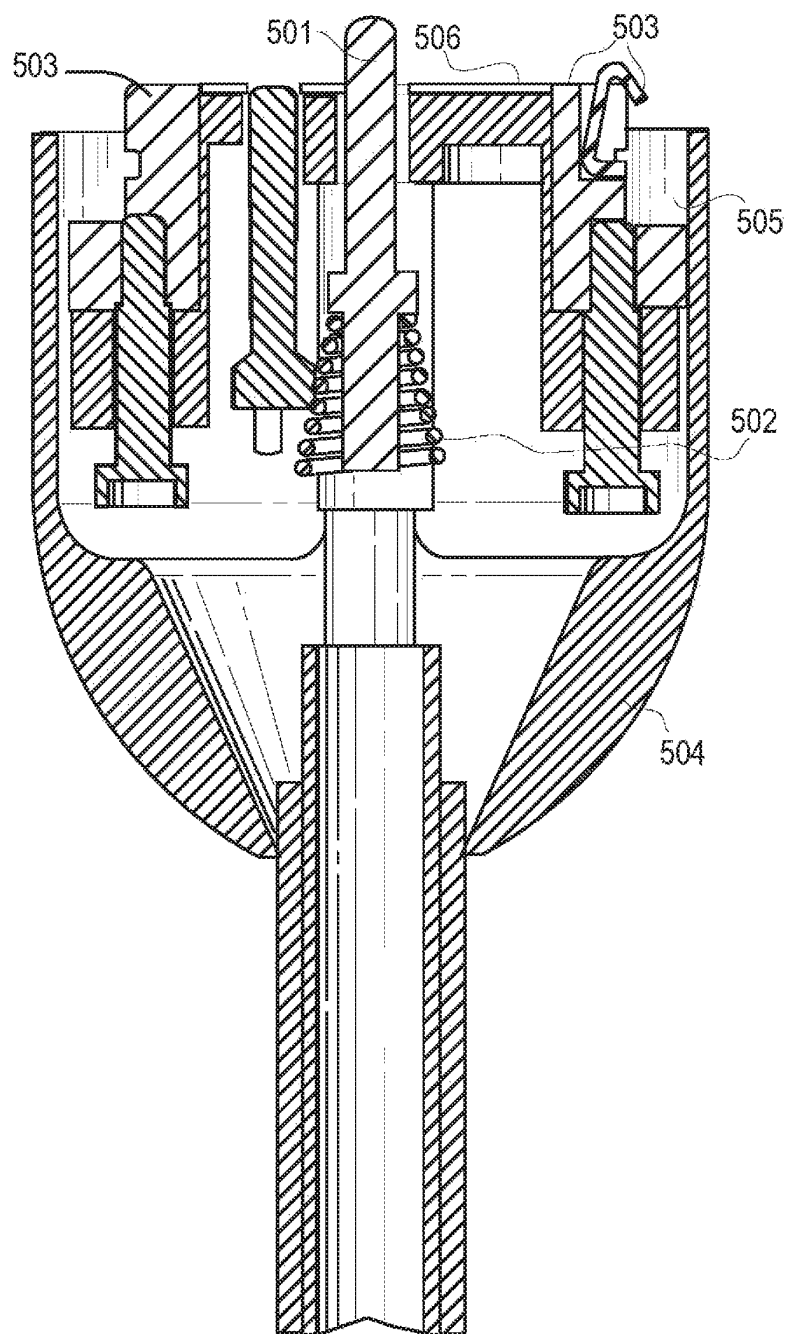


FIG. 17

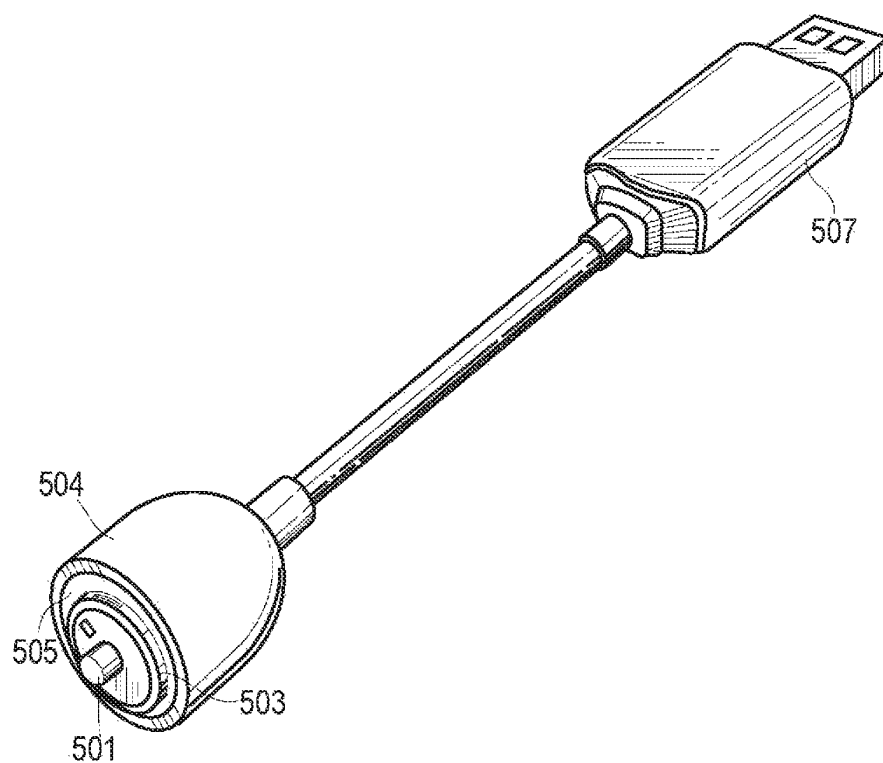


FIG. 18

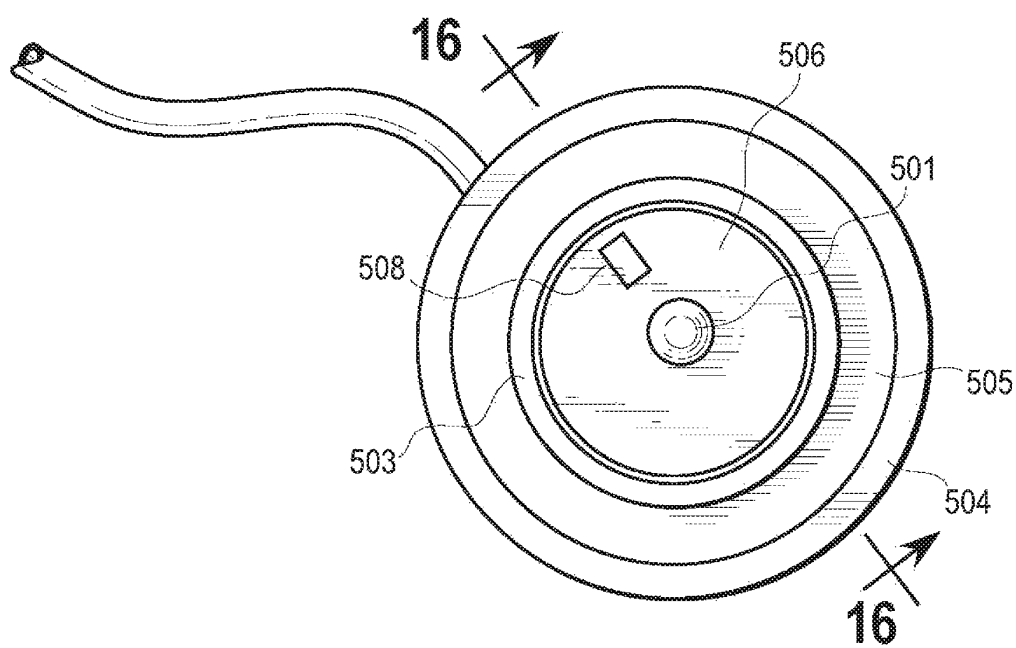


FIG. 19

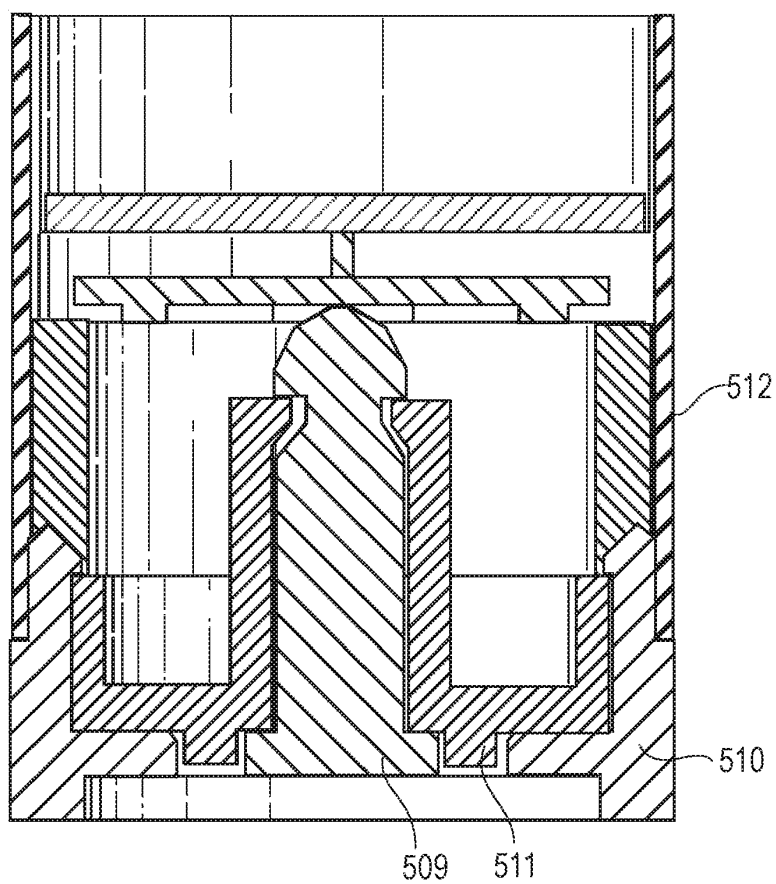


FIG. 20

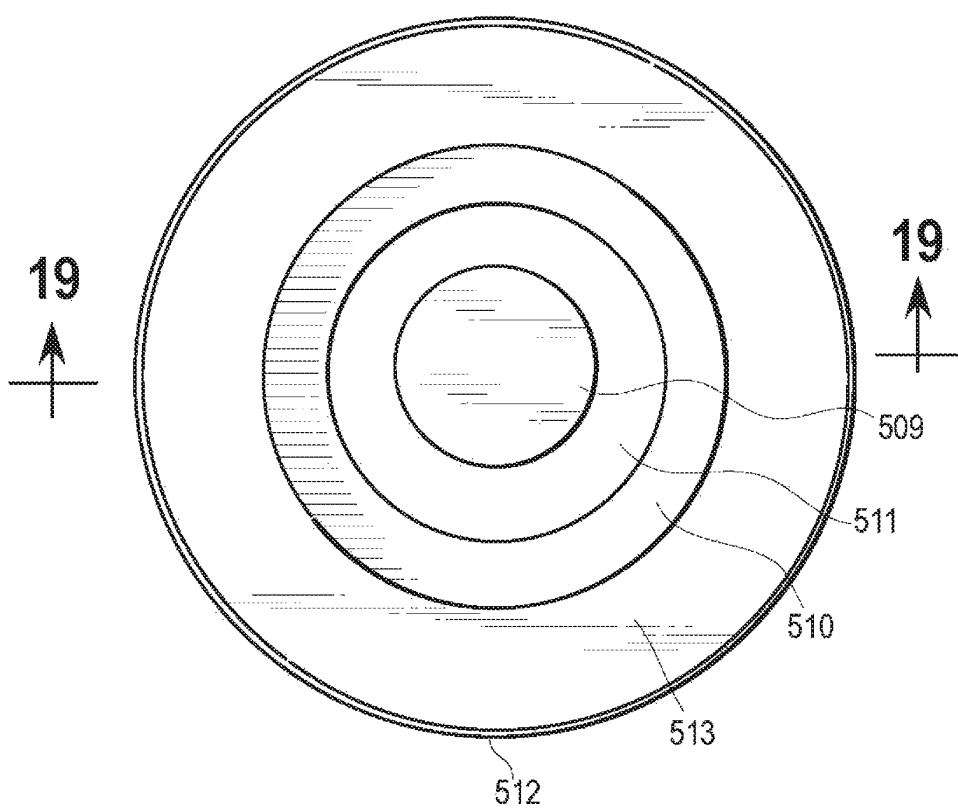


FIG. 21

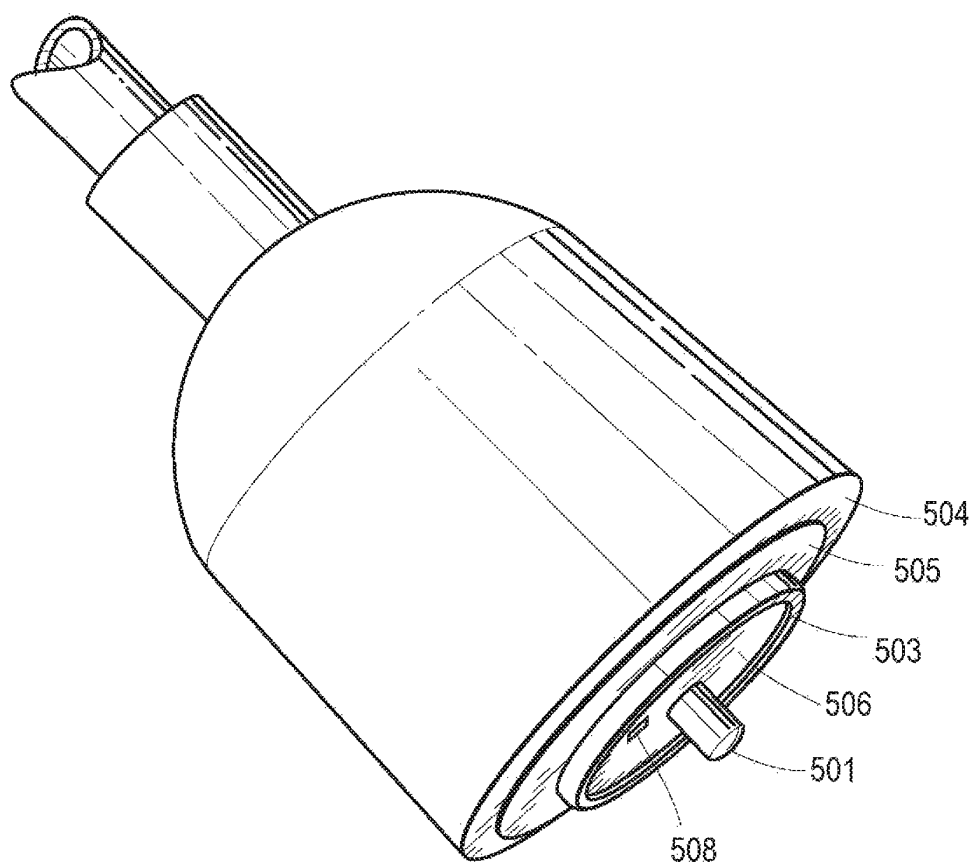
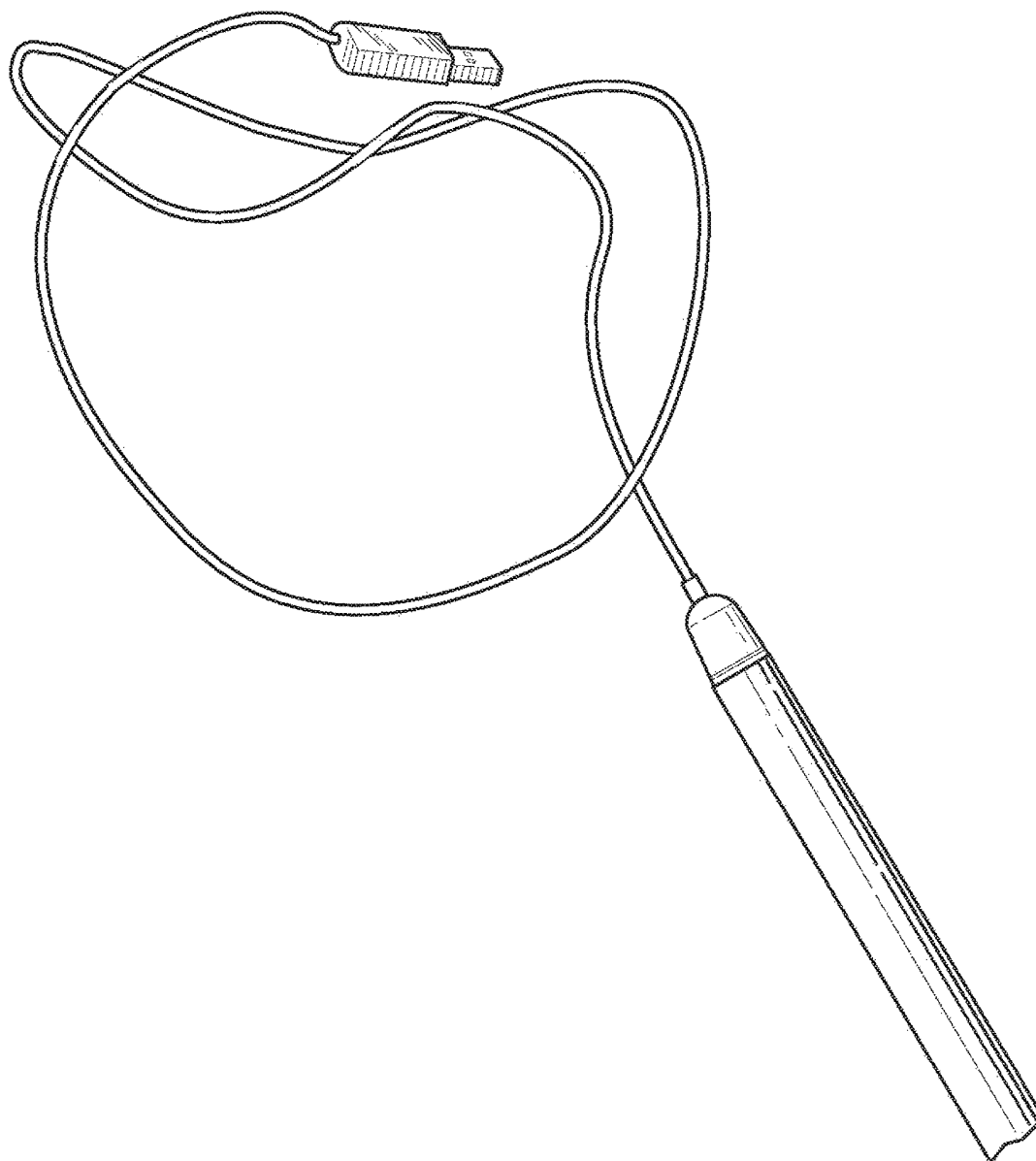


FIG. 22



1 VAPORIZER

CROSS REFERENCE TO RELATED APPLICATIONS

This application claims the benefit of U.S. Provisional Application Nos. 61/903,344 filed Nov. 12, 2013, 61/937,851, filed Feb. 10, 2014, U.S. Provisional Application No. 62/015,148, filed Jun. 20, 2014, and U.S. patent application Ser. No. 14/539,801 filed Nov. 12, 2014, the disclosure of which are hereby incorporated herein by reference in their entireties.

FIELD OF THE INVENTION

This invention relates to the field of vaporizers, which may also be referred to as electronic cigarettes.

BACKGROUND

Electronic cigarettes have recently emerged as a new product for providing nicotine through a smokeless inhalation process. Typically, implementations consist of a power supply (typically a battery) and an atomizing device. In reusable electronic cigarettes the two items are separated into a battery and a cartomizer, to allow the disposal and replacement of a nicotine containing fluid cartomizer while preserving the more costly battery and associated circuitry (microcontroller, switch, indicating LED, etc.) for additional use. In disposable electronic cigarettes, the two items are combined to integrate the functions into one unit that is discarded after either the battery energy or the nicotine containing liquid is exhausted.

The electronic cigarette liquid used to vaporize ingredients such as nicotine is generally a solution of propylene glycol (PG), vegetable glycerin (VG), or polyethylene glycol 400 (PEG400), as well as their mixtures to which a flavor and/or nicotine has been added. The solution is often sold in a bottle (for refilling by the user) or in disposable cartridges or cartomizers. Many different flavors are incorporated into these liquids, including those that resemble the taste of regular tobacco, menthol, vanilla, coffee, cola and/or various fruits. Various nicotine concentrations are also available, and nicotine-free solutions are also common.

BRIEF SUMMARY

Embodiments of a vaporizer, in accordance with the disclosure, may include a shell having a battery segment and a cartomizer receiving segment, the cartomizer receiving segment defining a chamber having an insertion end distal from the battery segment and a base end proximate to the battery segment; a cartomizer insertable into the chamber at the insertion end, the cartomizer including: an outer cartomizer shell, a holding structure provided within, and secured to, the outer cartomizer shell, the holding structure including a basin dimensioned to hold a vaporizable substance, a heating element provided within the basin operable to heat the vaporizable substance, cartomizer electrical contacts provided on the exterior of the cartomizer, cartomizer electrical circuitry operable to direct an electronic current between the cartomizer electrical contacts and the heating element, and a mouthpiece fluidly communicable with the basin, the mouthpiece extending from the insertion end of the chamber when the cartomizer is inserted in the chamber, wherein the heating element is activated by the current and is operable to heat the vaporizable substance to a vaporiza-

2

tion temperature; a battery housed within the battery segment; battery electrical contacts provided between the base end of the chamber and the battery segment, the battery electrical contacts positioned to contact the cartomizer electrical contacts when the cartomizer is inserted in the chamber; battery electrical circuitry housed within the battery segment and operable to direct an electrical current between the battery, the battery electrical contacts, the cartomizer electrical contacts, the heating element, and the inserted cartomizer.

BRIEF DESCRIPTION OF THE FIGURES

FIG. 1 illustrates a front view of an embodiment of an electronic cigarette of the disclosure comprising a first embodiment of a battery portion with an embodiment of a cartomizer for use with a vaporizable liquid inserted into a cartomizer chamber of the first embodiment battery portion, the outer shell of the first embodiment battery portion shown transparently so as to illustrate the inner components of the electronic cigarette.

FIG. 1A illustrates a lateral cross sectional view of the electronic cigarette of FIG. 1 illustrating an electrical connector and magnets.

FIG. 1B illustrates a lateral cross sectional view of the electronic cigarette of FIG. 1 illustrating the end of the inserted cartomizer.

FIG. 1C illustrates a lateral cross sectional view of the electronic cigarette of FIG. 1 illustrating the cartomizer chamber.

FIG. 2 illustrates a front view of an embodiment of a cartomizer in accordance with the disclosure that may be inserted into the cartomizer chamber of the battery portion of FIG. 1, the outer shell of the first embodiment battery portion shown transparently so as to illustrate the inner components of the electronic cigarette.

FIG. 2A illustrates a lateral cross sectional view of the cartomizer of FIG. 2 illustrating the end of the cartomizer at the inserted end.

FIG. 2B illustrates a lateral cross sectional view of the cartomizer of FIG. 2 illustrating the air hole structure.

FIG. 2C illustrates a front view of an embodiment of a cartomizer in accordance with the disclosure that may be inserted into the cartomizer chamber of an embodiment of a battery portion of the disclosure, the outer shell of the first embodiment battery portion shown transparently so as to illustrate the inner components of the electronic cigarette.

FIG. 3 illustrates a front view of an embodiment of the battery portion of FIG. 1 with an embodiment of a charger, in accordance with the disclosure, inserted into the cartomizer chamber, with the outer shell of the first embodiment battery portion shown transparently so as to illustrate the inner components of the electronic cigarette.

FIGS. 4-7 illustrate embodiments of electronic cigarettes comprising the first battery portion of FIGS. 1-3 and the cartomizers of FIGS. 1 and 2, in accordance with the disclosure.

FIG. 8 illustrates a front view of an embodiment of an electronic cigarette, in accordance with the disclosure, comprising another embodiment of a battery portion with the outer shell of the second embodiment battery portion shown transparently so as to illustrate the inner components of the electronic cigarette.

FIG. 9 illustrates a front view of the electronic cigarette of FIG. 8 with a charger attached, with the outer shell of

3

another embodiment battery portion shown transparently so as to illustrate the inner components of the electronic cigarette.

FIG. 10 illustrates a front cross sectional view of an embodiment of a cartomizer in accordance with the disclosure.

FIG. 11 illustrates a front view of an embodiment of a cartomizer in accordance with the disclosure.

FIG. 12 illustrates embodiments of electronic cigarettes comprising the second battery portion of FIGS. 8-9 and the cartomizers of FIGS. 8-10.

FIG. 13 illustrates a front view of an embodiment of an electronic cigarette in accordance with the disclosure, with the outer shell of the embodiment of the battery portion shown transparently so as to illustrate the inner components of the electronic cigarette.

FIG. 14 illustrates a front view of the electronic cigarette of FIG. 13 with a charger attached.

FIG. 15 illustrates embodiments of the electronic cigarette of FIGS. 13-14 in accordance with the disclosure.

FIG. 16 illustrates a longitudinal cross sectional view of an embodiment of charger contacts on a power cord of a vaporizer or electronic cigarette charger of the present invention.

FIG. 17 illustrates a perspective view of an embodiment of charger contacts on a power cord of a vaporizer or electronic cigarette charger of the present invention.

FIG. 18 illustrates a lateral view of an embodiment of charger contacts on a power cord of a vaporizer or electronic cigarette charger of the present invention.

FIG. 19 illustrates a longitudinal cross sectional view of an embodiment of charger contacts of a vaporizer or electronic cigarette for connecting with a vaporizer or electronic cigarette charger of the present invention.

FIG. 20 illustrates a lateral cross sectional view of an embodiment of charger contacts on a vaporizer or electronic cigarette for connecting with a vaporizer or electronic cigarette charger of the present invention.

FIG. 21 illustrates a perspective view of an embodiment of charger contacts on a power cord of a vaporizer or electronic cigarette charger of the present invention.

FIG. 22 illustrates a side view of an embodiment of a charger of the present invention in contact with charger contacts of a vaporizer or electronic cigarette for charging a vaporizer or electronic cigarette battery.

DETAILED DESCRIPTION

The following detailed description and the appended drawings describe and illustrate exemplary embodiments of the invention solely for the purpose of enabling one of ordinary skill in the relevant art to make and use the invention. As such, the detailed description and illustration of these embodiments are purely exemplary in nature and are in no way intended to limit the scope of the invention, or its protection, in any manner. It should also be understood that the drawings are not to scale and in certain instances details have been omitted, which are not necessary for an understanding of the present invention, such as conventional details of fabrication and assembly.

Embodiments of a vaporizer, in accordance with the disclosure, may include a shell having a battery segment and a cartomizer receiving segment, the cartomizer receiving segment defining a chamber having an insertion end 108A distal from the battery segment and a base end 108B proximate to the battery segment; a cartomizer insertable into the chamber at the insertion end, the cartomizer includ-

4

ing: an outer cartomizer shell, a holding structure provided within, and secured to, the outer cartomizer shell, the holding structure including a basin dimensioned to hold a vaporizable substance, a heating element provided within the basin operable to heat the vaporizable substance, cartomizer electrical contacts provided on the exterior of the cartomizer, cartomizer electrical circuitry operable to direct an electronic current between the cartomizer electrical contacts and the heating element, and a mouthpiece fluidly communicable with the basin, the mouthpiece extending from the insertion end 108A of the chamber when the cartomizer is inserted in the chamber, wherein the heating element is activated by the current and is operable to heat the vaporizable substance to a vaporization temperature; a battery housed within the battery segment; battery electrical contacts provided between the base end 108B of the chamber and the battery segment, the battery electrical contacts positioned to contact the cartomizer electrical contacts when the cartomizer is inserted in the chamber; battery electrical circuitry housed within the battery segment and operable to direct an electrical current between the battery, the battery electrical contacts, the cartomizer electrical contacts, the heating element, and the inserted cartomizer.

Further embodiments of a vaporizer may include a container having container walls provided proximate to the basin, the container dimensioned such that the vaporizable substance may pass from the container to the basin. The holding structure may further include a stabilizing element connectable with the outer cartomizer shell, the basin secured to the stabilizing element. The stabilizing element may include a first threaded portion threadably connectable with the outer cartomizer shell. The vaporizer may also include a container including container walls and a threaded container portion, the container dimensioned such that the vaporizable substance is passable from the between the container walls to the basin, and the stabilizing element includes a second threaded portion threadably engagable with the threaded container portion. The vaporizer may include at least one air passage provided through at least one hole in the outer shell and at least one hole in the container wall. The vaporizable substance may be a wax. The vaporizer may further include a cartomizer printed circuit board in electronic communication with the cartomizer electrical circuitry.

With reference now to FIGS. 1 and 2, an embodiment of an electronic cigarette 10 is provided in accordance with the disclosure. Electronic cigarette 10 may include a battery portion connectable with a vaporization unit or cartomizer 200 for holding a vaporizable substance 300. The battery portion may include a battery housing segment 102 provided proximate to the first end 102A of the battery portion, and a second cartomizer receiving segment 104 provided proximate to a second end 104A of the battery portion. The battery portion may include an outer shell 106 for covering or protecting one or more of the components of battery portion 100 as may be internally provided as described herein. Outer shell 106 may be substantially constructed from metal, plastic, or any other known or to be developed material suitable for protecting internal components of electronic cigarette 10, including the electrical components described herein. Battery housing segment 102 and cartomizer receiving segment 104 may commonly share outer shell 106. A cartomizer chamber 108 may be provided within at least a portion of cartomizer receiving segment 104. A cartomizer 200 may be insertable into the cartomizer chamber 108 in accordance with embodiments of the disclosure. Shell 106

5

may cover cartomizer chamber 108 thereby protecting an inserted or received cartomizer 200.

Electrical components for operating electronic cigarette 10 may be provided within battery housing segment 102. A battery 110 may be provided in order to provide electrical power as may be required by various features of the electronic cigarette 10. In some embodiments, battery 110 may be disposable, such as an AA or AAA cell battery, while in other embodiments, battery 110 may be of a rechargeable type, for example a 13450 lithium ion battery, an 18650 2600 mAh lithium ion cell, or flat lithium ion 903180 cell rated at 2300 mAh. Multiple batteries 110 may be used in series to generate higher voltages capable of shortening times to achieve vaporization temperatures in the cartomizer 200. A printed circuit board (PCB) 112 may also be provided for controlling one or more functions of electronic cigarette 10. PCB 112 may be electrically connected to battery 110 through circuitry in order to direct current flow as required in accordance with the disclosure. PCB 112 may include one or more integrated circuit chips as well as a micro control unit. A boost chip may also be provided in order to amplify voltage with at least portion of circuitry, as may be required in order to accomplish various functions described herein. PCB 112 may include a light emitting diode (LED), a microcontroller, a plurality of capacitors, a plurality of transistors, and a plurality of resistors or any combination thereof. An accelerometer for sensing gravity shifts of electronic cigarette 10 may be further provided. The accelerometer may be operable to detect tilting or changes in orientation of battery portion 100, and PCB 112 may be accordingly operable to react to a shift in orientation detected by the accelerometer. For instance, electronic cigarette 10 including an accelerometer may be activated by shaking or inverting electronic cigarette 10. Any known or to be discovered circuitry or arrangement of the components of PCB 112 are contemplated within the disclosure in order to achieve the desired functions of electronic cigarette 10 as described herein.

A variety of indicator lights forming one or more illuminative indicators may be provided in embodiments of the disclosure. One such indicator may be a battery end indicator 114 provided as a ring extending about at least a portion of shell 106 at or proximate to first end 102A. In one such embodiment, battery end indicator 114 may be provided at or proximate to first end 102A and includes one or more LED lights having one or more colors. Each color may, for instance, indicate a status of electronic cigarette 10. The status may be associated with the power remaining of battery 110, an activation state of electronic cigarette 10, the heating level of an inserted cartomizer 200, or any other status which may be desirable to communicate to a user of electronic cigarette 10 through a light color. For instance, when electronic cigarette 10 is activated such that a user is either actively inhaling cigarette 10, as described in accordance with disclosure, or cigarette 10 is in a state such that the user could inhale, indicator 114 may be red or reddish. In such an embodiment, battery end indicator 114 could extend about at least a portion of the first end 102A such that when indicator 114 emanates a red or reddish color a user may associate the red color at or proximate to first end 102A with the red glow of a lit cigarette. In another embodiment, an indicator ring may be provided to illuminate one or more colors associated with the charge or power state of battery 110. For instance, battery end indicator 114 may illuminate green or blue when the battery is operating with a sufficient charge, and yellow or red when the battery is operating with a low charge such that the user should consider charging

6

battery 110, in accordance with the disclosure. A ring indicator 116 may be provided on or proximate to an activation button 118, which may function to activate cigarette 10 as described herein in accordance with the disclosure. While activation button 118 may be provided on the surface of outer shell 106, and ring indicator 116 may substantially circumference button 118. Ring indicator 116 may include one or more LED lights having one or more colors to indicate various statuses of electronic cigarette 10. Status changes of electronic cigarette 10, such as insertion of cartomizer 200, activation of electronic cigarette 10 by pressing button 118, or deactivation of electronic cigarette 10 by pressing button 118 an additional time may each result in a different associated and predetermined color. The activation of the appropriate LED light or lights may be controlled by PCB 112. In embodiments where button 118 is coplanar or aligned with the surface of outer shell 106, as described herein, ring indicator 116 may also be coplanar or aligned with button 118 and the surface of outer shell 106. Another indicator light may be provided at or proximate to cartomizer end 104A. In one embodiment, in order to transmit a lighting effect from the battery segment 102, where battery 110 and PCB 112 may be housed, to the cartomizer end 104A, one or more LED lights may be provided in the cartomizer receiving segment 104 at or proximate to the battery segment 102. One or more clear tubes or optic fibers may be also be provided within or just below the surface of outer shell 106, with the tubes or fibers terminating at or proximate to the cartomizer end 104A. The resulting effect is an attractive, illuminative effect where the LED lights provided in the cartomizer segment are projected into and transmitted along the fibers. PCB 112 could potentially alternate or change the LED light colors projected into the fibers. The color alternation could be periodic, creating a steady change of colors, or the color alteration could be responsive to a status change of the electronic cigarette 10.

In order to provide an electrical connection between PCB 112 and an inserted cartomizer 200, an electrical connector 120 may be provided and may include a plurality of pogo pins 120. Pogo pins are devices used to establish connections between two circuits, and each may take the form of a cylinder containing one or more spring-loaded pins 122, each retractable upon compression, for instance by cartomizer 200 when it is inserted in cartomizer chamber 108. In one such embodiment, three pogo pins 122 may be provided, one for establishing positive current connection, one for establishing a negative current connection, and one for establishing a ground current connection. Each pogo pin 122 may be connected to PCB 112, which may control current outputted to pogo pins 122. For instance, PCB 112 may operate to vary or intermittently activate current flow to connector 120, the variation thereby regulating the activation of a heating element in a connected cartomizer. When cartomizer 200 is not received in cartomizer chamber 108, a head portion of each pogo pin may extend into cartomizer chamber 108. When cartomizer 200 is received in cartomizer chamber 108, the pins 122 are contacted and at least partially compressed into battery portion 102. Pins 122 may be contacted or pressed against electrical receivers provided on cartomizer 200 as described herein, thereby establishing an electrical connection between PCB 112 and cartomizer 200. Additional pins 122 are contemplated in embodiments of the disclosure, such as a fourth pin for providing an electrical connection to another element, such as the LED lights described above or a temperature sensor 260 described herein and illustrated in FIG. 2.

An additional embodiment of connector 120 may operate to identify information from an inserted cartomizer 200 based on voltage drop over one or more pins 122. For instance, connector 120 may include a controlling pin 122 from which connected PCB 112 may detect variations in voltage drop across the pin when connected to various types of cartomizers 200. Circuitry provided within a first type of cartomizer 200 may effectuate a first voltage drop over a controlling pin 122, while circuitry provided within a second type of cartomizer 200 may effectuate a second voltage drop over controlling pin 122 when cartomizer 200 is inserted in chamber 108. If PCB 112 detects a first voltage drop, the cartomizer 200 is identified as a first type of cartomizer, whereas if PCB 112 detects a second voltage drop, the cartomizer is identified as second type of cartomizer. A first cartomizer type may hold a first type of vaporizable substance 300, while a second cartomizer type may hold a second type of vaporizable substance 300. In one embodiment, connector 120 includes three pins 122: a positive pin, a ground pin, and a controlling pin. A controlling pin may also serve a dual function in that communication between a sensor 260 may also occur through a controlling pin 122. Other known or to be developed devices or connectors are contemplated within the disclosure for establishing an electrical current between PCB 112 and cartomizer 200.

Various features may be further provided in embodiments of electronic cigarette 10 in order to secure and align cartomizer 200 within cartomizer chamber 108. For instance, at least one magnet 124 may be provided in or proximate to chamber 108. A magnet 202 of opposing polarity to magnet 124 may be placed on a surface of cartomizer 200 so as to secure cartomizer 200 within chamber 108 when magnets 124, 202 (see FIGS. 1A, 1B) contact each other. It should be understood and appreciated that, in some embodiments, battery portion magnet(s) 124 may attach to cartomizer metallic surface(s) 202 and, conversely, cartomizer magnet(s) 202 may attach to battery portion metallic surface(s) 124, thereby establishing a magnetic connection between battery portion 100 and cartomizer 200. Other known or to be discovered means of securing cartomizer 200 in cartomizer chamber 108 are contemplated within the disclosure, including but not limited to, snap fit connectors, friction fit, threaded insertion of cartomizer 200 into chamber 108, a suction fit using pressurized means or any other suitable method of securing known or to be developed in the art.

One or more alignment features or mechanism may be included in order to ensure proper placement of cartomizer 200 in cartomizer chamber 108. In one embodiment, two magnets 124 may be provided proximate to connector 120 (see FIG. 1A), each magnet 124 having an opposed polarity. In this embodiment, two cartomizer magnets 202 (see FIG. 1B) may be provided of opposing polarity at an insertion end 210 of cartomizer 200. Because of the opposing polarities of magnets 124/202, the cartomizer 200 may only be inserted and secured in one direction or orientation, thereby facilitating alignment of cartomizer 200 within chamber 108. An alignment protrusion or peg 126 (see FIG. 1C) may be provided on a portion of an interior surface of chamber 108, and an alignment slit or slot 204 may be provided on a portion of cartomizer 200. Alignment protrusion 126 may be dimensioned to fit or slid along slit 204 so that cartomizer 200 may only be inserted in a particular, proper orientation. In another embodiment, a slit, crevice, or cutout may be provided on a portion of shell 106, with a matching protrusion provided on a portion cartomizer 200. For instance, a cutout may be provided on an upper rim of shell 106 at

cartomizer receiving segment 104, while a matching protrusion may be provided on a portion of cartomizer 200 proximate to insertion end 210, with battery portion cutout engageable with the cartomizer protrusion when the cartomizer is properly aligned so as to ensure proper orientation of cartomizer 200 within chamber 108. Ensuring cartomizer 200 is properly oriented within chamber 108 in turn ensures proper contacting of cartomizer 200 with connector 120, and therefore proper functioning of electronic cigarette 10.

One or more windows 130 may be provided in outer shell 106 (see FIG. 1). Windows 130 may be made of a translucent material, such as glass or substantially clear plastic, in order to view internal components of battery portion 100. Window 130 may also be a slit cut into shell 106. For instance, in one embodiment, window 130 may be provided on or proximate to cartomizer receiving segment 104 and, more particularly, cartomizer chamber 108 so as to permit a user of electronic cigarette 10 to view the cartomizer 200 when it is inserted into cartomizer chamber 108.

One embodiment of cartomizer 200 for holding vaporizable material 300 is cartomizer 200A for holding a vaporizable fluid 300A, an embodiment of which is illustrated in FIG. 1. Vaporizable fluid 300A may be, for example, any known or to be developed fluid useful to vaporize, for inhalation nicotine, flavor or other desired ingredients in an electronic cigarette, such fluids include propylene glycol (PG), vegetable glycerin (VG), or polyethylene glycol 400 (PEG400), as well as their mixtures to which a flavor and/or nicotine has been added. Cartomizer 200A may be substantially elongate and insertable into chamber 108. Chamber 108 is defined by outer shell 106 and electrical connector 120. An insertion end 210 of cartomizer 200A, defined opposite of a mouthpiece end 212, may be inserted into the chamber first and may ultimately contact or be positioned proximate to connector 120 of battery portion 100. Cartomizer 200A may include a body 208 for holding fluid 300A. At least a portion of body 208 may be composed of translucent or substantially translucent material, such as glass or plastic, so that a user may see fluid 300A held within. The portion of body 208 composed of translucent material may be alignable with window 130 and may be proximate to LED lights or fiber optics so as to illuminate cartomizer 200A as it is inserted into chamber 108. The illumination may occur automatically upon insertion, or may be programmed to illuminate upon activation or manipulation of a switch, such as button 118.

In order to vaporize fluid 300A, a heating element 214 and a wicking element 216 may be provided within cartomizer body 208. An electrical current may be transmitted to heating element 214 through circuitry in electrical communication with electrical contacts, which contact pins 122 (see FIG. 1A) when cartomizer 200A is inserted into chamber 108. Once fluid 300A is heated to an optimal vaporizing temperature, the user may inhale the vaporized fluid 300A through a mouthpiece 220 provided on body 208 at or proximate to mouthpiece end 212. The vaporized fluid may travel through an inhalation tube 222 in fluid connection with heating element 214 and wick 216. Inhalation tube 222 may also be in fluid communication with one or more holes or ducts provided, for instance, in sides of outer shell 106 in order to permit air flow through cartomizer body 208. The electrical current transmitted to heating element 214 may be controlled by PCB 112 through connector 120 when cartomizer 200A is inserted into chamber 108. The electronic cigarette 10 may be manually controlled, as a user may press button 118 to initiate a charge to heating element 214, which in turn may heat fluid 300A to a vaporized temperature

which a user may inhale through mouthpiece 220. An automatically heating version of electronic cigarette 10 is also contemplated with disclosure, where a pressure switch integrated with connector 120 may activate current flow from PCB to heating element 214 rather than by manual activation from switch 118.

So that a user may refill fluid 300A held in body 208, mouthpiece 220 may be removable from body 208. Mouthpiece 220 may include a screw thread 224 so that mouthpiece 220 may be threadably engaged with mouthpiece end 212 of body 208 or, alternatively, may be press fit onto or into mouthpiece end 212 of body 208. A bushing 226, which may be a ring formed from plastic, rubber, or any other suitable material, may be provided to help stabilize and retain cartomizer 200 tightly fit in chamber 108. Additionally, a colored ring or logo 228 may be provided about a portion of cartomizer body 208 in order to identify the type or cartomizer being used.

With reference now to FIGS. 2, 2A and 2B, an additional embodiment of cartomizer 200B is provided for holding a dry vaporizable material 300B, such as dry tobacco. A container 240 may be provided within cartomizer body 208. Container 240 may be made from a material having a high thermal conductivity, such as metal, in order to transmit heat from a heating element 214A provided about at least a portion of container 240. In that at least a portion of heating element 214A may be provided about at least a portion of container 240, the material 300B provided within container 240 may be heated from multiple sides, similar to an oven, as opposed to from a single concentrated heat source. As an electrical current is transmitted to heating element 214A, the interior of container 240 may be heated to a desired vaporizing temperature. Heating element 214A may be substantially comprised of a non-conductive material, such as a polyimide flex harness material, with a conductive material, such as a copper or other metal wiring shaped into a wire or flat ribbon, dispersed throughout the non-conductive material. The conductive material may be intertwined or wound throughout the non-conductive material in order to increase the heated surface area as well as to increase the impedance of the conductive material, which may then be electrically connected to PCB 112 through connector 120 when cartomizer 200B (See FIG. 2) is inserted in cartomizer chamber 108 (See FIG. 1). The impedance value of the conductive material may be 2-3 ohms in some embodiments, and in other embodiments a maximum of 1 ohm. In some embodiments, heating element 214A may be provided around the majority of cartomizer body 208, and in some embodiments heating element 214A may be provided proximate to only a portion of cartomizer body 208. For instance, heating element 214A may be provided only proximate to insertion end 210, in order to provide a greater portion of heating through convection rather than through conduction. In some embodiment, heating element 214A may be provided about all or the majority of body 208, and PCB 112 may be operable in order to vary the amount of heating provided through convection rather than conduction. For instance, only the portion of heating element 214A proximate to insertion end 210 may be activated in order to heat vaporizable substance 300B through convection, or all or nearly all portions of heating element 214A may be activated in order to increase the conduction heating of substance 300B. PCB 112 may operate to switch between a conduction heating and a convection heating.

An insulating material 242 may be further provided within body 208 in order to control or regulate the heat distribution. Insulating material 242 may be provided

around at least a portion of the exterior of heating element 214A in order to insulate body 208 from excess heat temperature, which may transmit to outer shell 106 (See FIG. 1). Insulating material 242 may also be provided between heating element 214A and container 240 so as to regulate or control heat transmitted to container 240.

One or more screens 250 may be provided within body 208 in order to contain dry material 300B within container 240, as well as to filter circulated air. Air may be circulated by providing one or more holes 252 in the cartomizer body 208. In one embodiment, holes 252 form a "t" shape (See FIG. 2B) from which the center of the "t" is substantially aligned with a hole leading to container 240. Holes 252 may be capable of alignment with one or more holes on the outer shell 106 of battery portion 100 so that air from the environment may pass through holes 252 and into container 240 where material 300B is provided. Holes 252 may be provided proximate to the inserted end 210. Screens 250 may be provided either at or proximate to inserted end 210, mouthpiece end 212, or both. In some embodiments, container 240 is removable from the rest of cartomizer body 208. Mouthpiece 220 may be removable or detachable, for instance through a screw thread, so as to permit access to container 240. An upper screen 250 may be attached or manufactured integrally with mouthpiece 220 so as to be removed with mouthpiece 220.

A sensor 260 may be included in some embodiments of cartomizer 200. Sensor 260 may operate to sense vaporizing temperature, and may be electronically communicative with PCB 112 so as to provide sensory information to PCB 112, which may be consequently transmitted to one of the LED indicators provided in electronic cigarette 10 as described in accordance with the disclosure. For instance, indicator 118 (See FIG. 1) may illuminate a certain color when sensor 260 has detected that vaporization temperature in container 240 has been reached and the user may proceed to inhale vaporized material 300. PCB 112 may also include safety protocols for automatic shutoff in the event that sensor 260 records a temperature above a preset vaporization temperature range, which may indicate material 300 (including, for example, 300A, 300B, 300C) is actively burning or about to burn. Thus, sensor 260 may operate as a thermistor. A vaporization range for many materials 300 may be between about 190 degrees Celsius and about 240 degrees Celsius, and in some embodiments the vaporization temperature may be at about 230 degrees Celsius. In this vaporization temperature range, active ingredients of the vaporization material 300 may begin to vaporize without actively burning, which may occur at about 400 degrees Celsius or higher for some materials. PCB 112 may operate to control the vaporization temperature, for instance regulating a maximum vaporization temperature or controlling the vaporization actual temperature. In one embodiment, PCB 112 may control or regulate vaporization temperature within 10 degree Celsius, and in another embodiment PCB 112 may more finely control or regulate vaporization temperature within 1 degree Celsius, based on a selected or desired vaporization temperature as inputted by a user of electronic cigarette 10. It should be understood and appreciated that communication between sensor 260 and PCB 112 may be bidirectional so that sensor 260 may operate to control at least portions of vaporizer functions or to transmit information to PCB 112 and additionally receive information from PCB 112, which operates to control electronic cigarette 10.

FIG. 2C illustrates an additional embodiment of cartomizer 200C which may be inserted into cartomizer chamber 108 (FIG. 1) and utilized for vaporization of a vaporiz-

11

able wax 300C. Cartomizer 200C may include an outer cartomizer shell or body 208 for housing and protecting internal components of cartomizer 200C. Outer shell 208 may include a threadable end 224 provide proximate to insertion end 210, and distal to mouthpiece 220. In one embodiment, mouthpiece 220 may be connected to outer shell 208 while in another embodiment mouthpiece 220 may be removable from outer shell 208, for instance from threading or a friction held push fit. Through threading 224 proximate to insertion end 210, outer shell 208 may be threadably engagable with a holding structure 254, which may be provided for securing a heating element 214 provided within a bowl or basin 214B. As part of holding structure 254, a stabilizing element may be provided 256. In one embodiment, basin 214B is secured to stabilizing element 256. Stabilizing element 256 may be constructed for silicone rubber or any other known or to be discovered material which may be provided to secure basin 214B while embodying the necessary thermal properties for contacting basin 214B. In one embodiment, basin 214B is composed of ceramic. Proximate to basin 214B may be a wax container 240A, and a screen or mesh 250 may be provided between basin 214B and container 240A. Container 240A may include a threaded portion 224 for removable engaging with holding structure 254. In this regard, holding structure 254 may feature two threadings 224—a first threading for engagement with outer shell 208 and a second threading for engagement with container 240A. A container cover 244 may be further provided and may include cover walls which substantially surround the upper and open portion of container 240 opposite heating element 214 and basin 214B. In one embodiment, cover 244 is secured to a portion of mouthpiece 220 such that when outer cover 208 is removed along with mouthpiece 220, cover 244 is further removed thereby exposing container 240A so that it may be refilled with additional wax 300C. Airflow passage 222 may be provided as a first passage within the wall of container cover 244, a second passage within the wall of outer shell 208, and a tube leading through mouthpiece 220. Multiple first passages and multiple second passages may be provided as described. In order to discourage back flow of vapor, the one or more first passages may be placed closer to mouthpiece 220 than the one or more second passages. In this arrangement, vaporized wax 300C may travel from heating element 214 through container 240A and the first passage within the wall of cover 244, through a circumferentially outer passage between cover 244 and outer shell 208, and out through mouthpiece 220 as a user inhales. Electrical wiring may be provided from heating element 214 to a cartomizer PCB 262, which may operate to control the functioning of the cartomizer including activation of heater 214. In association with PCB 262 may be electrical contacts 218 for permitting electrical communication with battery portion 100.

As shown in FIG. 3, a charger 400 may be inserted into chamber 108 (FIG. 1) in order to charge battery 110 (FIG. 1) in embodiments where battery 110 may be rechargeable. Through its insertion into chamber 108 and contact with connector 120, charger 400 may provide an electrical charge to battery 110. Charger 400 may include a plug 410 for connecting charger 400 to a power source, which in one embodiment is a wall socket. Other plugs 410 for different power sources are contemplated within the disclosure, including USB connections and other known or to be developed power sources. An indicator light 420, which may be an LED light, may be provided on charger 400 in order to indicate a charging status, for instance when charger 400 is connected with a power source. PCB 112 may operate to

12

change other indicators, for instance LED indicators 114/116, to indicate the charging status of electronic cigarette 10. In accordance with the disclosure, and illustrated for instance in FIG. 9, charger 400 may be connectable to battery portion at or proximate to first end 102A. Furthermore, as also illustrated for instance in FIG. 9, charger magnets 404 are contemplated within the disclosure in order to securely couple charger 400 to battery portion 100. In one embodiment, a metallic surface 404 is provided and positioned so as to be adjacent to magnets 124 or magnets 162 (depending on the embodiment of the disclosure). In another embodiment, a metallic surface 124 or 162 in order to magnetically couple battery portion 100 with charger magnets 404. Additionally, charger magnets 404 may be provided having opposing polarities as battery portion magnets 124 or 162.

With regards to PCB 112, as previously discussed for instance in reference to FIG. 1, and related electrical components, functioning, and control of vaporizer 100, a variety of controls or commands are contemplated in associated with the operation of vaporizer 100. Various LED indicators 114, 116 may be utilized in conjunction with PCB 110 in showing operation states or statuses of vaporizer 100. For instance, the pressing of button 118 a preset number of times, which may be 3 times, within a preset time period, which may be 2 seconds, may result in locking or unlocking the vaporizer. Ring indicator 116 may then change illuminated colors to indicate a lock state of vaporizer 100. In a lock state, vaporizer may not function to activate a heating element 214/214A/214B of an inserted cartomizer 200. A low battery voltage may also be indicated to a user by illuminating and possibly flashing a predetermined color through indicator 116. In one embodiment, a low battery state is indicated when the battery voltage of battery 110 falls below about 3.2V. Activation of heating element 214/214A/214B may be accomplished by pressing or holding button 118. A cutoff feature may be programmed into either PCB 112 or cartomizer PCB 262 such that heating element 118 will be disabled if button 118 is actuated for longer than a preset time, which may be 10 seconds in one embodiment and 30 seconds in another embodiment. While button 118 is actuated, and accordingly heating element 214 of an inserted cartomizer 200 is activated, indicator 116 may illuminate a predetermined color. Additionally, PCB 112 may operate to detect the type of inserted cartomizer 200, namely what type of vaporizable substance 300 the inserted cartomizer 200 is designed to hold and vaporize, and accordingly ring indicator 116 may illuminate a preset color associated with the inserted cartomizer 200 type. For instance, ring indicator may illuminate in a white, red, and green color when a first, second, and third cartomizer type is inserted, respectively. For some vaporizable substances 300, particularly many varieties of dry tobacco 300B, heating element may need to heat the substance for a certain time period before the substance is vaporized and may be inhaled by the user. In this situation, button 118 may be held for a certain time, which may be 3 seconds, before ring indicator illuminates indicating the user may inhale the vaporized substance. Furthermore, in the event an error in the PCB 112 programming occurs, a reset feature may be incorporated. For instance, pressing and holding button 118 for a certain time period, which may be three (3) seconds, while no cartomizer is inserted may operate to reset the programming to a default programming.

FIGS. 4-7 further illustrate the embodiments of electronic cigarette 10 provided in FIGS. 1-3, in accordance with the disclosure.

13

FIGS. 8 and 9 illustrate an additional embodiment of an electronic cigarette 10 having a battery portion 100A for receiving a cartomizer such as cartomizer 200 or cartomizer 200B. PCB 112 may operate to perform a variety of functions including, such vaporization temperature control or regulation, voltage boost, accelerometer, or various drivers for controlling LED functioning. One or more LED indicators 114 may be provided and, in one embodiment, a set of three LED lights of variable colors are provided proximate to battery end 102A of the battery portion 100A. Magnets 124/202 may be provided in order to retain cartomizer 200 within cartomizer chamber 108. A switch 118A may be provided in order to manually activate or otherwise control electronic cigarette 10.

A battery charger 400A, having charging contacts 402, may be attached or connected to charging contacts 160 provided on outer shell 106, or otherwise exposible to the environment. In one embodiment, charging contacts 160 are positioned at or proximate to battery end 102A. Charging contacts 160, 402 may include a first positive contact and a second negative contact. In order to secure charging contacts 160 against corresponding charging contacts 402 of charger 400A, one or more magnets 162 may be provided proximate to charging contacts 160. Magnets 162 may then be capable of engaging with charger magnets 404 provided on portion of charger 400A such that magnets 162, 404 are adjacent to each other when contacts 160, 402 are contacting one another. In order to ensure the proper alignment of contacts 160, 402, two magnets 162 may be provided with opposed polarities, and two charger magnets 404 may be provided with opposed polarities. These opposed polarities may ensure proper orientation of charger 400A when it is connected to battery portion 100A. In some embodiments, battery portion magnet(s) 162 may operate to magnetically attract and connect a metallic charger surface 404, or charger magnets 404 may operate to magnetically attract and connect a metallic battery surface 162, each of these embodiments thereby operating to magnetically couple charger 400 with battery portion 100. An indicator light 420, which may be an LED, may be provided to indicate a charging status of battery 110. A charging extension 410 may be provided so as to connect charger 400A to a power source or, alternatively, a power source may be internally provided within charger 400A. Charging extension 410 may be an AC wall adapter to USB and USB cord to magnetic plug. Any charger 400 of the disclosure may contain OverVoltage and OverCurrent protection in order to prevent over charging of battery 110 thereby assuring long battery life and in order to reduce the likelihood of battery 110 overheating. In one embodiment, charger 400 is rated at approximately 1000 mA current, which for some embodiments will equate to approximately two hours of battery life. The battery life will vary depending on battery selection and number of batteries 110 used in a given embodiment.

Referring now to FIG. 10, an embodiment for a cartomizer 200C is provided for holding a vaporizable substance 300. Cartomizer 200C may be used as an alternative cartomizer to 200/200B cartomizers, for example. Vaporizable substance 300 in cartomizer 200C may be a wax, oil or gel 300C. In cartomizer 200C, heating element 214 may be provided at the base of a basin 214B, which may or may not be removable from cartomizer body 208. Basin 214B may be dimensioned to hold wax, oil or gel 300C while heating element 214 may elevate the temperature within basin 214B to a vaporization temperature range, as controlled by PCB 112. Once the wax, oil or gel 300C is vaporized, a user may inhale the vapor through an inhalation tube 222 and out

14

through mouthpiece 220. In some embodiments, mouthpiece 220 is removable through a friction fit, threaded connection, or any other known or to be developed connection means. One or more O-ring seals may also be provided proximate to the mouthpiece to ensure a fluid tight connection between mouthpiece 220 and cartomizer body 208.

FIG. 11 shows an additional embodiment of a cartomizer 200D for holding a dry vaporizable substance 300B. Cartomizer 200D may be used as an alternative cartomizer to 200/200B cartomizers, for example. Dry substance 300B may be held in a removable liner or container 240. Cartomizer 200D may also include heating element 214A and insulation material 242, each of which may be similarly provided and oriented as previously described with respect to cartomizer 200B. An air flow hole or aperture 270 may be provided at the base of cartomizer 200D. This airflow hole 270 may be provided off plane or misaligned with respect to electrical contacts 218. Airflow hole 270 may align with a hole between chamber 108 and battery portion 100A, which may house a fan 190 as described below. A temperature sensor 260 may also be included.

FIG. 12 further illustrates the embodiments of an electronic cigarette 10 provided in FIGS. 9-11 in accordance with the disclosure.

Referring now to FIG. 13, an embodiment of an electronic cigarette 10 including a battery portion 100B is provided. PCB 112 may include a microcontroller, voltage boost integrated circuit, accelerometer, and a Fan control circuitry. A fan 190, including blades and a motor, may be provided internally in battery segment 110 of battery portion 100B. Fan 190 may operate to facilitate air flow from external battery portion 100B, such as through one or more holes 152 provided in outer shell 106, through battery segment 110 and into cartomizer thereby establishing an air flow for inhalation in accordance with the disclosure. In some embodiments, fan 190 has a reversible operation in order to "clear" the air flow path in the event debris or excess vapor is caught in the air flow path. PCB 112 may also include one or more switches that, for instance, may be provided beneath control buttons, such as that exemplified in FIG. 15). PCB 112 may also include one or more LED's for these and other similar switch lights. PCB 112 may also operate to display a status message on an LED screen, which may be provided on outer shell 106 (e.g., as shown in FIG. 15). A status message may, for example, include messages to indicate a status of the electronic cigarette 10, such as when the cigarette 10 is activated, charging, or has reached a vaporization temperature. An LED screen may also display warning or error messages, for instance a danger message when a critical temperature has been detected by a sensor. Further, as illustrated in FIG. 14. In some embodiments, PCB 112 may operate to recognize the cartomizer 200/200A/200B/200C inserted into chamber 108, and in order to identify the vaporizable substance 300 included in cartomizer 200. For instance, PCB 112 may communicate with sensor 260 in cartomizer 200 in order to identify both the type and amount of vaporizable substance 300 within cartomizer 200. This identification may be included in the status message displayable on the LED screen on outer shell 106. Charger 400A may be utilized for charging battery 110 in battery portion 100C. It should be understood and appreciated that, in some embodiments, charger 400A may be inserted into chamber 108 of battery portions 100A/100B in addition to connection of charger 400A as described herein. It should be further understood and appreciated that in embodiments where charger 400/400A is coupled with battery portion 100 at a position other than where cartomizer 200 is connected,

15

such as embodiments where charger 400A is coupled at or proximate to first end 102A, electronic cigarette 10 may operate with a pass through function, namely the ability to operate electronic cigarette 10 while the unit is charging from charger 400A.

FIG. 15 further illustrates the embodiments of an electronic cigarette 10 provided in FIGS. 13-14 in accordance with the disclosure.

Certain charger embodiments for rechargeable vaporizers or electronic cigarettes disclosed hereinabove, for example in FIG. 3, employ electrical contacts between the charger and the cartomizer portion's electrical connector. Under these circumstances, the cartomizer portion is first removed from the chamber to expose the electrical connector and thereafter a charger with compatible electrical contacts is inserted into the chamber. The invention contemplates other types and locations of connectors on the vaporizer and charger. Accordingly, in certain embodiments, the present invention provides a charger 400 for charging a vaporizer or electronic cigarette having charging contacts attached essentially transversely to its outer shell at an end distal to the cartomizer receiving portion and proximate to its battery portion. One such embodiment is shown in FIG. 14. In some of these embodiments where the cartomizer portion is not removed from the vaporizer to expose the electrical connector, the charging contacts are incorporated into the device such that the vaporizer or electronic cigarette may be operated in its typical fashion during the recharging of the battery ("pass-through" charging).

Still other embodiments for chargers and rechargeable vaporizers or electronic cigarettes are illustrated in FIGS. 16, 17, 18, 19, and 20. For example, FIG. 16 depicts aspects of the portion of the charger that connects with the vaporizer during the charging operation. In this example, the positive connection to the vaporizer's charging contacts is facilitated through the use of a spring-loaded pogo pin (see 501 and 502). The negative connection pin (503) or other negative connection is isolated from the pogo pin by an insulator 506 to isolate the positive and negative connections from each other. At the contacts insulator surface such that it is isolated from electrical connections 501 and 503 is a wiper contact that is capable of powering a LED charging indicator light. In some instances the exterior housing 504 for the charger is at least in part, translucent or transparent, so that the indicator lamp can be readily observed. To maintain readily removable connectivity with the vaporizer, a magnet 505 is provided, and is typically in proximity to the outer edges of the charger's charging contacts and optionally takes the form of a ring disposed in substantially concentric fashion about the assembly containing the electrical contacts and insulation. The charger is generally held in the correct position for charging by magnetic attraction to the vaporizer's charging contacts. The magnetic attraction strength is such that the charger can be easily detached by just pulling on the charger. This level of attractive force may also allow the charger to break away if it is pulled too far away from the battery portion of the vaporizer so that no significant damage will occur to the vaporizer or the charger. Other aspects of the charger include one or more of support pieces and/or fixing screws, for example. The materials employed in the construction of the charger would be readily understood by the ordinarily skilled artisan once equipped with the teachings of the present invention. Any material that conducts electricity will generally be acceptable where transfer of electricity to charge the battery is required. Similarly, where insulation is a necessary property for normal operation, electrically non-conductive materials are typically accept-

16

able. FIG. 17 illustrating a perspective drawing of a charger that employs a USB terminus connection 507 as a source of power for the charging operation. At the end distal to the USB terminus are the charger's charging contacts for the vaporizer or electronic cigarette, including a pogo pin-type positive connection 501, an insulator 506, a negative connection 503, a magnet 505 and a housing 504.

FIG. 18 shows an alternate end on view of a charger's electrical contacts region, depicting a housing 504, magnet 505, negative connection 503, wiper contact 508 for an optional LED-type charging indicator light disposed on the housing, pogo pin-type positive connection 501, and insulator 506.

FIG. 19 illustrates a partial longitudinal cross section view of an embodiment of the vaporizer's electrical connector attached essentially transversely to its outer shell 512 at an end distal to the cartomizer receiving portion and proximate to its battery portion, which may be contacted with the chargers contacts illustrated in FIG. 18. FIG. 19 shows an arrangement of components for an embodiment of present invention's electrical connector including a positive contact 509, negative contact 510, and insulation 511.

An alternative vaporizer electrical connector compatible with the charger shown in FIG. 18 is shown in FIG. 20 in an end on view. In this view, the positive contact 509 forms an innermost circle, surrounded by concentric circles of independently varying dimensions including an insulator 511, a negative contact 510, a magnet 513 and outer shell 512. In certain embodiments 513 may be a magnet or a magnetic material. In embodiments where 513 is a magnetic material, it is preferably magnetic metal, more preferably a ferromagnetic metal. The magnetic attraction between 513 and the magnet in the charger contacts is strong enough to hold the charger contacts and vaporizer charging contacts sufficiently so that the battery may be recharged. In certain preferred embodiments, the attraction is sufficiently strong to maintain the charger/vaporizer connection, but weak enough to be disconnected without substantial damage to the charger or the vaporizer.

FIG. 21 shows a perspective side on view of the FIG. 18 charger's electrical contacts region depicting a housing (504), magnet (505), negative connection (503), wiper contact (508), pogo pin-type positive connection (501), and insulator (506).

FIG. 22 shows the charger of FIG. 18 connected for recharging to the electrical connector of the vaporizer compatible with the charger shown in FIG. 20.

Vaporizer or electronic cigarette charger kits useful in, for example, the recharging of batteries used to power the vaporization process in such devices, are also within the ambit of the present invention. These kits typically include one or more chargers of the present invention, or alternatively a charger with multiple interchangeable power connectors (e.g., wall plug and USB connector). Such kits may further include, if desired, one or more of various compatible vaporizers or electronic cigarettes, their components, such as for example, one or more interchangeable cartomizers, cartomizer refills, etc., as will be readily apparent to those skilled in the art. Instructions, either as inserts or as labels, indicating quantities of the components contained in the kit, guidelines for operation or use, and/or guidelines for connecting any of the components and/or refilling the cartomizers, may also be included in the kit.

In accordance with certain embodiments of the present invention, there are provided methods which comprise contacting a charger of the present invention with a compatible vaporizer or electronic cigarette for a time and under con-

17

ditions effective to recharge a rechargeable battery contained within said vaporizer or electronic cigarette sufficient to repower vaporizer or electronic cigarette for its continued use.

As will be understood by the ordinarily skilled artisan equipped with the disclosure herein, electrical contacts compatible with the charger must be provided for on or within the vaporizer or electronic cigarette.

The descriptions set forth above are meant to be illustrative and not limiting, and persons of skill in the art will recognize that various common and known deviations from the above described structures are considered to be within the scope of the disclosed concepts described herein.

The invention illustratively disclosed herein suitably may be practiced in the absence of any element which is not specifically disclosed herein. The invention illustratively disclosed herein suitably may also be practiced in the absence of any element which is not specifically disclosed herein and that does not materially affect the basic and novel characteristics of the claimed invention.

LIST OF REFERENCES

10 Electronic Cigarette
100 Battery Portion
100A Battery Portion
100B Battery Portion
102 Battery Housing Segment
102A First end of Battery Portion
104 Cartomizer Receiving Segment
104A Second end of Battery Portion
106 Shell
108 Cartomizer Chamber
110 Battery
112 PCB
112A PCB
114 Indicator
116 Ring Indicator
118 Button
118A Switch
120 Electrical Connector
122 Pin
124 Magnet
126 Protrusion
130 Window
152 Hole
160 Charging Contact
162 Magnet
190 Fan
200 Cartomizer
200A Cartomizer
200B Cartomizer
200C Cartomizer
202 Magnet
204 Groove
208 Body
210 Insertion End
212 Mouthpiece End
214 Heating Element
214A Heating Element
214B Basin
216 Wick
218 Electrical Contact
220 Mouthpiece
222 Inhalation Tube
224 Threading
226 Bushing

18

228 Colored Ring
240 Container
242 Insulating Material
250 Screen
252 Hole
260 Sensor
262 Cartomizer PCB
300 Vaporizable Substance
300A Vaporizable Fluid
300B Vaporizable Dry Substance
300C Vaporizable Wax
400 Charger
400A Charger
402 Electrical Contact
404 Magnet
410 Plug
420 Light
501 pogo pin
502 spring
503 negative connection pin
504 exterior housing
505 magnet
506 insulator
507 USB terminus connection
508 wiper contact
509 positive contact
510 negative contact
511 insulation
512 outer shell
513 magnet or magnetic metal

The invention claimed is:

1. A vaporizer comprising:

a battery portion comprising a battery housing segment and a cartomizer receiving segment, the cartomizer receiving segment defining a chamber having an insertion end distal from the battery housing segment and a base end proximate to the battery housing segment, the battery portion further comprising a plurality of charger electrical contacts to provide electrical charge to a battery housed in the battery housing segment, the charger electrical contacts disposed at a first end of the battery portion opposite the insertion end of the chamber of the cartomizer receiving segment, wherein an outer shell is commonly shared by the battery housing segment and the cartomizer receiving segment; and
a cartomizer insertable into the chamber at the insertion end, the cartomizer comprising:
a body including a structure configured to hold a vaporizable liquid;
a wicking element provided within the body and at least partially in contact with the vaporizable liquid; and
a heating element provided within the body in contact with the wicking element and operable to heat the vaporizable liquid, wherein the wicking element is configured to deliver the vaporizable liquid to the heating element, and wherein the entire heating element is disposed between the insertion end of the chamber and the base end of the chamber when the cartomizer is inserted into the chamber such that the outer shell protects the heating element.

2. The vaporizer of claim 1, wherein the wicking element is disposed within the chamber of the cartomizer receiving segment when the cartomizer is inserted into the chamber.

3. The vaporizer of claim 1, wherein the cartomizer is configured to be retained in the chamber by friction between the cartomizer and the chamber.

19

4. The vaporizer of claim 1, wherein the cartomizer is configured to be retained in the chamber by engagement of snap fit connectors.

5. The vaporizer of claim 1, wherein the plurality of charger electrical contacts are arranged linearly at the first end of the battery portion.

6. The vaporizer of claim 1, further comprising a window on or proximate to the shell, the window permitting viewing of the cartomizer when the cartomizer is inserted into the chamber.

7. The vaporizer of claim 1, wherein the cartomizer further comprises a mouthpiece opposite an end of the cartomizer configured for insertion into the chamber.

8. The vaporizer of claim 1, wherein at least a portion of the shell is formed of a translucent material.

9. The vaporizer of claim 1, wherein the cartomizer further comprises electrical circuitry connected with the heating element.

10. A vaporizer comprising:
a battery portion comprising:

a battery housing segment;

a cartomizer receiving segment defining a cartomizer chamber having an insertion end distal from the battery housing segment, the cartomizer chamber further having a base end proximate to the battery housing segment, wherein an outer shell is commonly shared by the battery housing segment and the cartomizer receiving segment;

a plurality of charger electrical contacts disposed at a first end of the battery portion opposite the insertion end of the cartomizer chamber, the insertion end of the cartomizer chamber being at a second end of the battery portion; and

at least one magnet of the battery portion, the at least one magnet of the battery portion in or proximate to the cartomizer chamber; and

a cartomizer insertable into the cartomizer chamber at the insertion end, the cartomizer comprising:

a body including a structure configured to hold a vaporizable liquid;

a wicking element provided within the body and at least partially in contact with the vaporizable liquid;

a heating element provided within the body in contact with the wicking element and operable to heat the vaporizable liquid, wherein the wicking element is configured to deliver the vaporizable liquid to the heating element, and wherein the entire heating element is disposed between the insertion end of the cartomizer chamber and the base end of the cartomizer chamber when the cartomizer is inserted into the cartomizer chamber such that the outer shell protects the heating element; and

a metal element disposed near a base end of the cartomizer for coupling with the at least one magnet of the battery portion.

11. The vaporizer of claim 10, wherein the battery portion further comprises one or more battery electrical contacts in or proximate the cartomizer chamber of the cartomizer receiving segment.

12. The vaporizer of claim 10, wherein the cartomizer further comprises one or more cartomizer electrical contacts for connecting with one or more battery electrical contacts in or proximate the cartomizer chamber.

20

13. The vaporizer of claim 10, wherein the plurality of charger electrical contacts are arranged linearly at the first end of the battery portion.

14. The vaporizer of claim 10, further comprising a window on or proximate to the shell, the window permitting viewing of the cartomizer when the cartomizer is inserted into the cartomizer chamber.

15. A vaporizer comprising:

a battery portion comprising:

a plurality of charger electrical contacts disposed at a first end of the battery portion;

a battery housing segment for housing a battery between the first end of the battery portion and a second end of the battery portion;

a cartomizer receiving segment defining a chamber having an insertion end at the second end of the battery portion and distal from the battery housing segment, the chamber further having a base end proximate to the battery housing segment, wherein an outer shell is commonly shared by the battery housing segment and the cartomizer receiving segment; and

one or more battery electrical contacts in or proximate the chamber of the cartomizer receiving segment; and

a cartomizer insertable into the insertion end of the chamber, the cartomizer comprising:

a body including a structure configured to hold a vaporizable liquid;

a wicking element provided within the body and at least partially in contact with the vaporizable liquid;

a heating element provided within the body in contact with the wicking element and operable to heat the vaporizable liquid, wherein the wicking element is configured to deliver the vaporizable liquid to the heating element, and wherein the entire heating element is disposed between the insertion end of the chamber and the base end of the chamber when the cartomizer is inserted into the chamber such that the outer shell protects the heating element; and

one or more cartomizer electrical contacts for connecting with the one or more battery electrical contacts in or proximate the chamber.

16. The vaporizer of claim 15, wherein the plurality of charger electrical contacts are arranged linearly at the first end of the battery portion.

17. The vaporizer of claim 15, further comprising a window on or proximate to the shell, the window permitting viewing of the cartomizer when the cartomizer is inserted into the chamber.

18. The vaporizer of claim 1, the battery portion further comprising at least one magnet in or proximate to the chamber of the cartomizer receiving segment.

19. The vaporizer of claim 18, the cartomizer further comprising a metal element disposed near a base end of the cartomizer for coupling with the at least one magnet of the battery portion.

20. The vaporizer of claim 15, the battery portion further comprising at least one magnet in or proximate to the chamber of the cartomizer receiving segment.

21. The vaporizer of claim 20, the cartomizer further comprising a metal element disposed near a base end of the cartomizer for coupling with the at least one magnet of the battery portion.

* * * * *