

<https://canvas.ucdavis.edu/courses/825868>

Course Syllabus

All lectures, interactive assignments, and exams are **online** in this course. The course provides unit credit toward graduation on [all UC campuses](#)[Links to an external site.](#), as well as GE at UCD, UCR, UCSC, and UCSD (for other UC campuses: please petition GE and major/minor credit with your advisor and with uconline@ucop.edu). To interact with the content, you need to have/create a UC Davis computing account (<https://canvas.ucdavis.edu>). For help, contact: ithelp@ucdavis.edu, 530-754-HELP.

Course Content

Throughout this course, we explore how **digital technologies & societies co-evolve**. Digital tech is currently the driving force behind social evolution, and, at the same time, society is socially constructing our digital future. Our generation has the luck to live through –and the responsibility to shape– an era in which mediated information has become the catalyst of human progress. Digital technology is the most powerful and also the most tangible tool we currently have available to shape social change. We will not shy away from asking the big questions that arise from the complex dynamic of artificial intelligence, the downsides of social media, the metaverse, and the blockchain (...dynamics all of us already live in, day by day...).

Course Objectives

By the end of the course, you will:

- Interpret personal experiences and global digital trends with formal **theoretical frameworks**;
- **Apply the learned concepts** to examples of your own choice, making them meaningful to you;
- Understand **strengths, weaknesses, opportunities**, and imminent **threats** of the digital age;
- Appreciate the **complexities of human development** during fast-paced technological change;
- Gain insights into how organizations **manage** the disruptive social change of digitalization.

Digital Technology & Social Change

Start here:

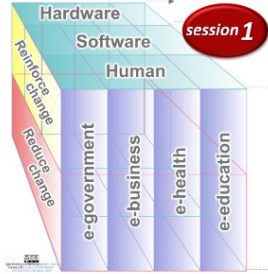
[Course Trailer \(2.5min\)](#)



[Why take this course \(online\)?](#)

[Study Orientation](#)

Keeping up with the digital age



Digital Building Blocks



Social Media & Persuasive Tech




[Study Equilibration Exam](#)

(during sessions 3)

[Midterm Exam](#) (after session 4)

[Sample Midterm Exam Questions](#)

Metaverse, Digital Twins & Blockchain



Digital Traits



Digital Applications



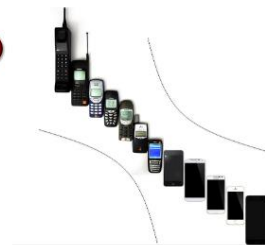
Technological Change



Social Evolution



Strategies for Ethical Development



[Final Exam](#) (after session 10)

Evaluation

Final grades are based on a 100-point system as follows:

Grade Component	Points	Weight	
Lecture questions	10	10%	To obtain your final grade, divide the points you accumulated by 100. Canvas shows you two grades throughout the course Links to an external site. . One version allows you to calculate "what-if" scenarios, but can be confusing! Your final grade is % of obtained points divided by 100 points. You might be able to get more than 100%: still, divide by 100 (not whatever % Canvas suggests).
Assignments & labs	30	30%	
Midterm Exams	5+20	25%	
Final Exam	35	35%	
TOTAL	100	100%	

Interactive Assignment Participation (40 %)

Interactive [assignments](#) include

- **Reading Questions** (multiple choice);
- **Online Discussions**, sometimes with peer-comments;
- **Interactive Video Questions** are graded.

Contributions are usually due before 9pm Pacific Time (PST, to adjust time zone [see guide here](#)[Links to an external site.](#)) and the main submission has to be registered before the indicated deadline. **Late submissions for any assignment/ lab/ video questions are still welcome** until the deadline of the week 9 assignment, but you lose 15 % of the points for each late day for the first three late days, and will **MAXIMALLY RECEIVE HALF POINTS** (50 % of obtained points) after the third day.

Interactive assignments include **Online Discussion**, which invites you to a personal application of a learned concept, and **Reading Questions**, which guide you through the reading by pointing to some of the important aspects.

AI & integrity

Online AI tools & Academic Integrity. Cheating, plagiarism, and other misconduct are serious violations of your contract as a student. Please make sure you are familiar with them: <http://sja.ucdavis.edu/scs.html> . Ignorance is not an acceptable excuse.

This being said, I don't prohibit but EXPECT you to use AI, including [LLMs](#)[Links to an external site.](#) (ChatGPT and others) in this class. If only some of you would use it, it

wouldn't be fair, because of the undeniable productivity gains. Some assignments will require their use. Learning to use AI is a new skill and we are all learning together here. Please use Piazza if you have questions. As you use AI, please be aware of the following:

- Minimum effort "[prompt engineeringLinks to an external site.](#)", give low quality results. Fine-tune your search.
- Do not trust ANYTHING the AI says. Assume it's wrong. The (marketing term) "[copilotLinks to an external site.](#)" captures its role well: you are still in the driver seat and you are 100% responsible for any errors or omissions you adopt. AI is a wonderful servant, but a horrible master...
- As with any help, you need to acknowledge its use. Please add a paragraph at the end of any assignment in which you use AI explaining its use. I expect that you use it, but hiding it is in violation of academic honesty policies.

Midterm (25 %) and Final Examination (35 %)

Study Orientation: Exams consist of some multiple choice questions, closed books. We start with a little "study equilibration midterm exam" during session 3 (covering sessions 1 and 2), which allows you to get used to the rhythm of this class and to the online testing method. The more heavily weighted midterm exam covers sessions 1 - 4 (inclusive), and the final exam covers sessions 5 - 10. There are three kinds of questions on the exams: (1) application of learned concepts; (2) how well you paid attention / took notes during lectures; (3) if worked through readings/assignments: [Sample Mid-term Exam Questions](#). Here some recommendations on how to efficiently and effectively study for exams, starting on day 1: [Exam study orientation](#)

Exam Format. The only way to take the mid-term and the final is through the online proctoring service. We will walk the talk of "digital technology and social change" and exploring this modern online testing method is an integral learning aspect of it. You can take the exam at a quiet place of your choice. If you have special SDC requirements, the service will give you your assigned extra time.

Dates for exams: During the exam, you need to be alone, in a private room, and cannot leave the room.

Study equilibration midterm exam (5% of final grade: session 1 & 2): Online

Midterm exam (20% of final grade: session 1 - 4): Online.

Final exam (35% of final grade: session 5 - 10): Online.

1. To be sure to find a slot that fits your schedule, you need to schedule well in advance!
2. If you (re)schedule an appointment within 24h of the exam time, you have to pay a \$5 fee to Examity.

Proctored exams (online exam): The only way to take the exams is through the online proctoring service Examity. We will walk the talk of computer-mediated interaction. You can take the exam in any quiet place of your choice. Please take the time to prepare for the setup! Examity Proctoring is available during the determined period and is free for you. You will need to have a high-speed internet connection, a webcam (internal or external), a Windows or Apple Operating System, and a government-issued photo ID. To sign up for it, see [About Examity Proctoring](#) . Nothing is allowed on your table, and your room will be checked. Everything will be recorded and (if necessary) passed on to Judicial Affairs for evaluation. If you have special SDC requirements, please make sure I get your letter through SDC, so I can let Examity know, or submit requests to cmntesting@ucdavis.edu . If you need a computer and/or a private room, please coordinate with <https://testingcenter.ucdavis.edu/>

Academic Integrity. Any kind of cheating, plagiarism, and other misconduct are serious violations of your contract as a student and will automatically result in a failed class. Additionally, the case will be referred to Student Judicial Affairs. Please make sure you are familiar with them: <http://sja.ucdavis.edu/scs.html> . Ignorance is not an acceptable excuse.

About the instructor:

Prof. Hilbert chairs the campus-wide emphasis on Computational Social Sciences at UC Davis, where he studies the implications of digitalization in complex social systems. He holds doctorates in Economic and Social Sciences (2006), and in Communication (2012). His work is recognized in academia for the first study that assessed how much information there is in the world; in public policy for having designed the first digital action plan of Latin America and the Caribbean at the United Nations; and in the popular media for having alerted about the intervention of Cambridge Analytica in the campaign of Donald Trump a year before the scandal broke. Before he joined academia he served as Economic Affairs Officer of the United Nations Secretariat for 15 years, where he created the Information Society Program for Latin America and the Caribbean (www.CEPAL.org/SocInfo). Prof. Hilbert provided technical assistance in the field of digital development to more than 20 countries and dozens of publicly traded companies as digital strategist. Policymakers from the highest political levels have officially recognized the impact of his projects in public declarations. In combination with this practical experience, he has written five books about digital development and has published in recognized academic journals, such as Science, Psychological Bulletin, Trends in Ecology and Evolution, and World Development, and regularly appears in popular magazines, including CNN, The Wall Street Journal, Washington Post, The Economist, NPR, BBC, Die Welt, among others. International perspectives are no mere theoretical perspective to Prof. Hilbert, as he speaks five languages and has traveled to over 70 countries. More: www.martinhilbert.net [Links to an external site.](#) & <https://www.youtube.com/@Prof.MartinHilbert> [Links to an external site.](#)