

CIVIC™ 3ME

Agricultural And Commercial Herbicide Used To Control Weeds On Snap Beans (Succulent), Brassica (Head And Stem Subgroup 5A), Cucumbers, Cotton, Melons (Muskmelons And Watermelons), Peas (Succulent), Peppermint, Peppers, Rice, Soybeans, Spearmint, Squash, Sugarcane, Sweet Potatoes, Tobacco, And Tuberous And Corm Vegetables.

FOR FORMULATION USE ONLY IN CALIFORNIA

ACTIVE INGREDIENT:

Clomazone: 2-(2-Chlorophenyl)methyl-4,4-dimethyl-3-isoxazolidinone 31.10%

OTHER INGREDIENTS: 68.90%

TOTAL: **100.00%**

Contains 3.0 pounds active ingredient per gallon

**KEEP OUT OF REACH OF CHILDREN
CAUTION**

SEE INSIDE BOOKLET FOR FIRST AID AND ADDITIONAL PRECAUTIONARY STATEMENTS

EPA Reg. No.: 87290-55-89391



Distributed By:
INVICTIS CROP CARE, LLC™
4850 Hahns Peak Drive, Suite 200
Loveland, CO 80538

**PRECAUTIONARY STATEMENTS
HAZARDS TO HUMANS AND DOMESTIC ANIMALS
CAUTION**

Causes moderate eye irritation. Avoid contact with eyes or clothing. Prolonged or frequently repeated skin contact may cause allergic reactions in some individuals.

PERSONAL PROTECTIVE EQUIPMENT (PPE)

Some materials that are chemical-resistant to this product are listed below. If you want more options, follow the instructions for category F on an EPA chemical resistance category selection chart.

All applicators and other handlers must wear:

- Long-sleeved shirt and long pants
- Chemical-resistant gloves such as Barrier Laminate or Butyl Rubber, or Nitrile Rubber or Viton
- Shoes plus socks

Discard clothing and other absorbent materials that have been drenched or heavily contaminated with this product's concentrate. **DO NOT** reuse them. Follow manufacturer's instructions for cleaning/maintaining PPE. If no such instructions for washables, use detergent and hot water. Keep and wash PPE separately from other laundry.

When handlers use closed systems, enclosed cabs, or aircraft in a manner that meets the requirements listed in the Worker Protection Standard (WPS) for agricultural pesticides [40 CFR 170.240 (d) (4-6)], the handler PPE requirements may be reduced or modified as specified in the WPS.

USER SAFETY RECOMMENDATIONS

Users Should:

- Wash hands before eating, drinking, chewing gum, using tobacco or using the toilet.
- Remove clothing immediately if pesticide gets inside. Then wash thoroughly and put on clean clothing.
- Remove PPE immediately after handling this product. Wash outside of gloves before removing. As soon as possible, wash thoroughly and change into clean clothing.

FIRST AID

If In Eyes:	<ul style="list-style-type: none">• Hold eye open and rinse slowly and gently with water for 15-20 minutes.• Remove contact lenses, if present, after the first 5 minutes, then continue rinsing eye.• Call a poison control center or doctor for treatment advice.
If On Skin Or Clothing:	<ul style="list-style-type: none">• Take off contaminated clothing.• Rinse skin immediately with plenty of water for 15-20 minutes.• Call a poison control center or doctor for treatment advice.
If Swallowed:	<ul style="list-style-type: none">• Call a poison control center or doctor immediately for treatment advice.• Have person sip a glass of water if able to swallow.• DO NOT induce vomiting unless told to do so by the poison control center or doctor.• DO NOT give anything by mouth to an unconscious person.
If Inhaled:	<ul style="list-style-type: none">• Move person to fresh air.• If person is not breathing, call 911 or an ambulance, then give artificial respiration, preferably mouth-to-mouth, if possible.• Call a poison control center or doctor for further treatment advice

Have the product container or label with you when calling a poison control center or doctor, or going for treatment. For emergency medical information concerning this product, call the poison control center at 1-800-222-1222.

ENVIRONMENTAL HAZARDS

DO NOT apply directly to water, to areas where surface water is present, or to intertidal areas below the mean high water mark. **DO NOT** apply when weather conditions favor drift from the area treated. **DO NOT** apply where runoff is likely to occur. **DO NOT** contaminate water when disposing of equipment washwaters. Apply this product only as specified on this label.

PHYSICAL OR CHEMICAL HAZARDS

DO NOT use or store near heat or open flame.

IMPORTANT: READ BEFORE USE

Off-site movement of *CIVIC 3ME* by spray drift or vapors can cause foliar whitening or plant yellowing. Follow all precautions and instructions in the APPLICATION PRECAUTIONS, SPRAY DRIFT PRECAUTIONS and SPRAY DRIFT MANAGEMENT sections of this label when applying this product.

DIRECTIONS FOR USE

It is a violation of Federal law to use this product in a manner inconsistent with its labeling.

DO NOT apply this product aerially or through any type of irrigation system.

DO NOT apply this product in a way that will contact workers or other persons, either directly or through drift. Only protected handlers may be in the area during application. For any requirements specific to your State or Tribe, consult the agency responsible for pesticide regulation.

AGRICULTURAL USE REQUIREMENTS

Use this product only in accordance with its labeling and with the Worker Protection Standard, 40 CFR Part 170. This Standard contains requirements for the protection of agricultural workers on farms, forests, nurseries, and greenhouses, and handlers of agricultural pesticides. It contains requirements for training, decontamination, notification, and emergency assistance. It also contains specific instructions and exceptions pertaining to the statements on this label about personal protective equipment (PPE), and restricted-entry interval. The requirements in this box only apply to uses of this product that are covered by the Worker Protection Standard.

DO NOT enter or allow worker entry into treated areas during the restricted entry interval (REI) of 12 hours.

Exception: If the product is soil-injected or soil-incorporated, the Worker Protection Standard under certain circumstances, allows workers to enter the treated area if there will be no contact with anything that has been treated.

PPE required for early entry to treated areas that is permitted under the Worker Protection Standard and that involves contact with anything that has been treated, such as plants, soil, or water, is:

- Coveralls
- Chemical-resistant gloves such as Barrier Laminate or Butyl Rubber, or Nitrile Rubber or Viton
- Shoes plus socks

The purpose of the microencapsulation of clomazone in *CIVIC 3ME* is to minimize movement of the active ingredient away from the application site. To avoid injury to sensitive plants:

APPLICATION PRECAUTIONS

- Use coarse sprays that are less likely to drift out of the target area.
- Contact with *CIVIC 3ME* through foliar contact or spray drift or vapors can cause foliar whitening or yellowing of sensitive plants. These symptoms are usually temporary, but can persist on some plant species.
- **DO NOT** apply aerially or through irrigation equipment.
- **DO NOT** apply this product within 1,200 feet of towns and housing developments, commercial fruit/nut or vegetables (except for peppers, pumpkins, succulent peas, sweet corn, sweet potato, and winter squash) production facilities, commercial greenhouses, or nurseries.
- **DO NOT** apply this product in winds above 10 miles per hour.
- **DO NOT** apply this product to non-field areas such as fence rows, waterways, ditches, and roadsides.
- **DO NOT** allow spray solution to spray or drip from tanks, hoses, fittings or spray nozzles and tips when moving spray equipment to noncontiguous sites.

APPLICATION PROCEDURES

- **DO NOT** apply this product when air currents can carry spray particles to areas where sensitive crops are growing.
- **DO NOT** apply this product when temperature inversions exist.
- **DO NOT** apply this product without an adequate buffer zone between the area to be treated and desirable plants.
- **DO NOT** apply this product within 1,200 feet of towns and housing developments, commercial fruit/nut or vegetables (except for peppers, pumpkins, succulent peas, sweet corn, sweet potato, and winter squash) production facilities, commercial greenhouses, or nurseries.
- **DO NOT** apply this product in winds above 10 miles per hour.
- **DO NOT** apply this product to non-field areas such as fence rows, waterways, ditches, and roadsides.
- **DO NOT** allow spray solution to spray or drip from tanks, hoses, fittings or spray nozzles and tips when moving spray equipment to noncontiguous sites.

See the crop specific instructions below for additional use precautions/restrictions.

Spray Drift Precautions

Avoid non-target spray drift of this product to prevent whitening of desirable plants. **Drift is influenced by many factors including wind speed, spray pressure, particle size, nozzle type, and boom height.**

- **DO NOT** apply this product when weather conditions favor drift.
- Use a minimum of 10 gallons of spray volume per acre.
- Use the lowest possible boom height and maintain a uniform spray pattern, in conjunction with nozzle type, size, operating pressure and volume that meet a droplet size classification of **coarse or greater.**

Refer to Spray Drift Management Section for additional instructions.

Spray Drift Management

The interaction of many equipment and weather-related factors determines the potential for spray drift. The applicator and grower are responsible for considering all these factors when making application decisions. **AVOIDING SPRAY DRIFT IS THE RESPONSIBILITY OF THE APPLICATOR.**

Importance of Droplet Size

The most effective way to reduce drift potential is to apply large droplets (450 microns or larger). The best drift management strategy is to apply the largest droplets that provide sufficient coverage and control. APPLYING LARGER DROPLETS REDUCES DRIFT POTENTIAL, BUT WILL NOT PREVENT DRIFT IF APPLICATIONS ARE MADE IMPROPERLY OR UNDER UNFAVORABLE ENVIRONMENTAL CONDITIONS! See **Wind, Temperature and Humidity, and Temperature Inversions** sections of this label portion.

Controlling Droplet Size

- **Volume** - Use high flow rate nozzles to apply the highest practical spray volume. Nozzles with higher rated flows produce larger droplets.
- **Pressure** - **DO NOT** exceed the nozzle manufacturers recommended pressures. For many nozzle types, lower pressure produces larger droplets. WHEN HIGHER FLOW RATES ARE NEEDED, USE A HIGHER-CAPACITY NOZZLE INSTEAD OF INCREASING PRESSURE.
- **Number of Nozzles** - Use the minimum number of nozzles that provide uniform coverage.
- **Nozzle Type** - Use a nozzle type that is designed for the intended application. With most nozzle types, narrower spray angles produce larger droplets. Consider using low-drift nozzles.

Boom Height

Setting the boom at the lowest labeled height (if specified) which provides uniform coverage reduces the exposure of droplets to evaporation and wind. For ground equipment, the boom should remain level with the ground surface/existing vegetation and have minimal bounce.

Wind

Drift potential is lowest between wind speeds of 2 - 10 mph. However, many factors, including droplet size and equipment type determine drift potential at any given speed. Application should be avoided below 2 mph due to variable wind direction and high inversion potential.

DO NOT APPLY IN WINDS ABOVE 10 MILES PER HOUR. AVOID GUSTY OR WINDLESS CONDITIONS.

Note: Local terrain can influence wind patterns. Every applicator should be familiar with local wind patterns and how they affect spray drift.

Temperature and Humidity

When making applications in low relative humidity, set up equipment to produce large droplets to compensate for evaporation. Droplet evaporation is most severe when conditions are both hot and dry.

Temperature Inversions

Applications must not occur during a temperature inversion because drift potential is high. Temperature inversions restrict vertical air mixing, which causes small suspended droplets to remain in a concentrated cloud. This cloud can move in unpredictable directions due to the light variable winds common during inversions. Temperature inversions are characterized by increasing temperature with altitude and are common on nights with limited cloud cover and light to no wind. They begin to form as the sun sets and often continue into the morning. Their presence can be indicated by ground fog; however, if fog is not present, inversions can also be identified by the movement of smoke from a ground source or an aircraft smoke generator. Smoke that layers and moves laterally in a concentrated cloud (under low wind conditions) indicates an inversion, while smoke that moves upward and rapidly dissipates indicates good vertical air mixing.

Sensitive Areas

The pesticide must only be applied when the potential for drift to adjacent sensitive areas (e.g., residential areas, bodies of water, known habitat for threatened or endangered species, non-target crops) is minimal (e.g., when wind is blowing away from the sensitive areas).

Shielded Sprayers

Shielding the boom or individual nozzles can reduce the effects of wind. However, it is the responsibility of the applicator to verify that the shields are preventing drift and not interfering with uniform deposition of the product.

Rotational Cropping Precautions

Temporary whitening or yellowing of leaves on rotational crops can occur under conditions where undesirable residues of *CIVIC 3ME* exist in soil. Carryover injury to rotational crops can occur under abnormal conditions. Any or all of the following factors can increase the likelihood of injury to rotational crops:

- 1) Over application of product by using worn nozzles, excessive overlapping of spray swaths, failing to shut off spray booms when turning (end row areas), or slowing or stopping sprayer.
- 2) Soil pH less than or equal to 5.9.
- 3) Extremely dry weather four months following application.
- 4) Choice of rotational crop hybrid.

Service bulletins may be provided with additional instructions to prevent rotational crop injury in areas where risk of injury is significantly increased due to extremely dry conditions. Contact your local Innvictis Crop Care, LLC representative for additional information.

Refer to Rotational Crop Instructions and Replanting Instructions of specific crops for additional crop planting information.

Sprayer Cleanup Instructions

DO NOT drain or flush spray equipment on or near desirable trees or other plants, or in areas where desirable plant roots may extend, or in locations where this product may be washed or move into contact with desirable plant roots.

DO NOT contaminate any body of water (including irrigation water) that may be used on other crops with this product. Follow sprayer clean-up instructions below to prevent damage of other crops by spray tank residues. Rinse sprayer equipment thoroughly to remove residues of herbicide that might injure other subsequently sprayed crops. Follow the steps below to thoroughly rinse spray equipment following applications of this product or tank mixes of this product with other labeled products.

- 1) Drain all spray solution from tank, pump, hoses and boom and discard in an approved manner (See **Disposal Note** below).
- 2) Clean tank and fittings by hosing down the inside walls of the spray tank with an amount of water equal to 1/8 of the total tank capacity.
- 3) Operate the pump to circulate this water solution through the sprayer system for 15 minutes.
- 4) Wash the outside surfaces of equipment thoroughly.
- 5) Remove nozzle tip and screen from end nozzle in each boom section and allow several gallons of rinsate solution to flush through boom. Be sure to collect rinsate while flushing.
- 6) Drain the remaining rinsate solution from tank, pump and hoses. Combine with boom flushing and dispose of all rinsates from this first rinsing in an approved manner (see **Disposal Note** below).
- 7) When switching from water dilutions to applications utilizing crop oil or liquid fertilizer as a carrier, flush a small amount of crop oil or liquid fertilizer through the tank, pump, hoses, and boom prior to the next use. Dispose of crop oil or liquid fertilizer rinsate in an approved manner (see **Disposal Note** below).
- 8) Remove the remaining nozzle tips and screens, and the line filter, and wash in a pail of warm soapy water, then rinse thoroughly and replace.
- 9) Hose down the inside walls of the spray tank again with an amount of water equal to 1/8 of the total tank capacity, and circulate this solution using the same procedure as noted in #3 above.

Rinsate from this second rinsing may be utilized by diluting with the water for the next pesticide load if the next use of the sprayer will be for applying a **preemergent or preplant incorporated** pesticide on any crop for which **CIVIC 3ME** is registered.

If the next use of the sprayer is a **post-emergent** application, drain the rinsate solution from this second rinsing and retain it for use only with a soil incorporated pesticide to be applied on a crop for which **CIVIC 3ME** is registered. After draining the second rinsate solution, refill the tank according to post-emergent product label instructions.

Disposal Note: Dispose of excess spray mixture and/or *rinsate from first tank rinsing* by application to crops as described on this label. If excess spray mixture and/or *rinsate from first rinsing* **cannot** be disposed of according to label instructions, dispose of in compliance with local, state and federal guidelines. Contact your state pesticide or Environmental Control Agency or the Hazardous Waste representative at the nearest EPA regional office for guidance.

Mixing Instructions

Take precautions when mixing **CIVIC 3ME** to order to avoid contact with desirable plants.

CIVIC 3ME Alone: Mix this product with water or liquid fertilizer as follows:

- Fill the spray tank 1/2 to 3/4 full with water or liquid fertilizer.
- Add the proper amount of **CIVIC 3ME**.
- Add the rest of the water or liquid fertilizer.
- Provide adequate agitation during mixing and application to maintain a uniform spray mixture.

Tank Mixtures:

- Fill spray tank 1/4 to 1/3 full with water and maintain agitation.
- Add the specified amount of ingredients using the following order:
 - First: Dry formulations (e.g., wettable powders, dry flowables)
 - Next: Liquid suspensions (e.g., flowables)
 - Lastly: Liquids (e.g., EC's)
- Mix thoroughly and fill tank 1/2 full and maintain agitation.
- Add **CIVIC 3ME** to tank and maintain agitation.
- Complete filling the sprayer tank with water.
- If a surfactant is added, add it as the last ingredient to the spray tank.
- Maintain agitation during filling, mixing and application.
- If using a drift reduction agent, follow specific product label instructions for order of addition to spray tank.

Fertilizer Spray Mixtures: Applications of **CIVIC 3ME** alone, or with listed tank mixtures, in conjunction with fertilizer solutions, can be used unless directions for use specifically state otherwise. Test small quantities for compatibility with the following procedure before mixing tankful quantities:

- 1) Put 1 pint of fertilizer solution in a quart jar.
- 2) Add the appropriate amount of herbicide based on the table below.
- 3) If more than one product is to be used, add each separately using the following sequence:
 - First: Dry formulations (e.g., wettable powders, dry flowables)
 - Next: Liquid suspensions (e.g., flowables)
 - Lastly: Liquids (e.g., EC's)
- 4) Close jar and shake well.
- 5) Watch mixture for several seconds, again in 5 minutes and again after 30 minutes.

HERBICIDE	RATE PER ACRE	AMOUNT TO BE ADDED PER PINT OF FLUID FERTILIZER* (LEVEL TEASPOON)
Wettable Powders or Dry Flowables (Dry Granules)	1/2 lb.	3/4
	1 lb.	1 1/2
	2 lbs.	3
	3 lbs.	4 1/2
Emulsifiable Concentrates or Flowables	1 pt.	1/2
	1 qt.	1
	2 qts.	2
	3 qts.	3

*Based on a spray volume of 25 gpa. Adjust fluid fertilizer quantity accordingly for lower or higher spray volumes.

If herbicide/fertilizer combination remains mixed or can be remixed readily (i.e., does not permanently separate, foam, gel or become lumpy), the mixture is compatible and can be mixed full volume and sprayed.

If the mixture is compatible, prepare the spray mixture by adding fertilizer solution to the tank first, then follow directions below:

- 1) **CIVIC 3ME Alone:** With agitator running, dilute with 2 parts of water, then slowly add to fertilizer spray tank. Maintain continuous agitation during application.
- 2) **CIVIC 3ME plus Tank Mixtures:** Dilute individual products with two (2) parts water, then add fertilizer, while maintaining agitation, using the following order—slurry of dry formulations (wetttable powders, dry flowables) first, diluted liquid formulations (EC's, flowables) second. Continue agitation during application.

Ground Application Instructions

Broadcast or Banded Applications: Apply *CIVIC 3ME* alone or in tank mix combinations using a finished spray volume of 10 to 40 gallons of water per acre. Apply with nozzles suitable for broadcast boom or banded application of herbicides. Use coarse sprays to avoid drift out of the target area. See "APPLICATION PRECAUTIONS" and "SPRAY DRIFT PRECAUTIONS" sections for specific instructions to reduce spray drift.

For *CIVIC 3ME* tank mixtures with wetttable powder or dry flowable formulations, nozzle screens and strainers should be no finer than 50-mesh

CIVIC 3ME can be used as a pre-emergent soil surface applied treatment from 30 days before planting to just prior to crop emergence. Use equipment that will move this product no deeper than 1 1/2" - 2" if field conditions indicate the need for additional seedbed preparation,

Banded Applications—Calculate the rates and volumes required by using the following formulas:

$$\frac{\text{BAND WIDTH IN INCHES}}{\text{ROW WIDTH IN INCHES}} \times \text{BROADCAST RATE PER ACRE} = \text{BAND RATE PER ACRE}$$

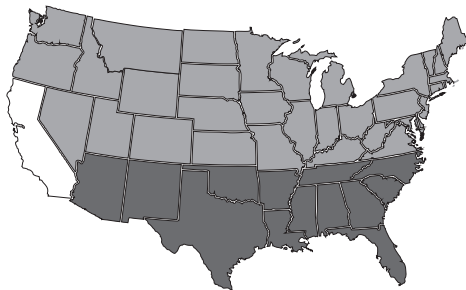
$$\frac{\text{BAND WIDTH IN INCHES}}{\text{ROW WIDTH IN INCHES}} \times \text{BROADCAST VOLUME PER ACRE} = \text{BAND VOLUME PER ACRE}$$

Cultivation after Planting

If cultivation is required due to soil crusting, compaction, or weed emergence, soil treated with *CIVIC 3ME* may be shallow-cultivated no deeper than 1 1/2" - 2" or rotary-hoed without reducing the weed control activity of *CIVIC 3ME*. Deep cultivation can bring untreated soil to the surface and result in poor weed control.

**CIVIC 3ME Geographical Areas
For Rates, Weed Control, and Crop Rotation**

Northern Region



Southern Region*

*Southern region includes Missouri bootheel which incorporates the following counties: Butler, Dunklin, Mississippi, New Madrid, Pemiscot, Scott, and Stoddard.

COTTON

Apply *CIVIC 3ME* pre-emergent banded or broadcast treatment in conventional tillage or conservation tillage systems to control annual grasses and broadleaf weeds in cotton. **DO NOT** incorporate *CIVIC 3ME* or use in a tank mixture with any herbicide that requires soil incorporation.

Cotton Use Precautions

- Off-site movement of *CIVIC 3ME* by spray drift or vapors can cause foliar whitening or plant yellowing. Follow all precautions and instructions in the APPLICATION PRECAUTIONS, SPRAY DRIFT PRECAUTIONS and SPRAY DRIFT MANAGEMENT sections of this label before applying this product.
- Use the lowest possible boom height while maintaining a uniform spray pattern, in conjunction with nozzle type, size, operating pressure and volume that meet a droplet size classification of **coarse or greater**.

Cotton Use Restrictions

- DO NOT** spray within 300 feet of desirable plants.

Requirements for Planting Time Applications

- DO NOT** apply this product to cotton unless either disulfoton or phorate organophosphate insecticide is applied in-furrow with the seed at planting time at a minimum of 0.75 pound per acre of active ingredient.
- When applying this product as a banded treatment, **DO NOT** reduce the application rate of the organophosphate insecticide.
- Crop phytotoxicity (bleaching) and/or stand reduction can occur if this product is not applied with disulfoton or phorate insecticides in accordance with in-furrow label directions.
- Using this product in combination with systemic granular carbamate and organophosphate insecticides at planting can result in injury to cotton.
- Crop injury can occur with higher rates of this product on sandy soils.
- DO NOT** use Diuron at planting when *CIVIC 3ME* is used to avoid plant injury.
- Refer to the insecticide product labels for appropriate in-furrow application directions and maximum use rates.
- Monitor application equipment to insure accurate and uniform placement of the insecticide.

Pre-emergent Banded Applications

Refer to the directions for banded applications in the GROUND APPLICATION INSTRUCTIONS section.

Replanting Instructions

Cotton may be replanted in fields treated with *CIVIC 3ME* alone if the initial planting of cotton fails to produce a uniform stand. **DO NOT** retreat fields with a second application of *CIVIC 3ME* if tank mixing with a labeled product, refer to the replant instructions for that product. **DO NOT** replant treated fields with any crop at intervals that are not consistent with the ROTATIONAL CROP RESTRICTIONS on this product label. If a tank mix is used, refer to the product's label for any additional replant instructions. Follow the directions under REQUIREMENTS FOR PLANTING TIME APPLICATIONS noted above if replanting is required.

CIVIC 3ME Rates and Weeds Controlled (Applied Alone)

Rate	Grasses Controlled
1 1/3 pt. (0.50 lb. AI)	Suppresses some annual grasses
2.0 pts. (0.75 lb. AI)	Barnyardgrass, Broadleaf signalgrass, Large & Smooth Crabgrass, Giant & Green Foxtail, Goosegrass, Panicum (Common, Fall, & Texas), Johnsongrass seedling, Field Sandbur (partial control)
2 2/3 pts. (1.0 lb. AI)	All grasses listed above PLUS: Cupgrass (Southwestern & Woolly), Field Sandbur, Bermudagrass (partial control), Red Rice, Itchgrass*
3 1/3 pts. (1.25 lbs. AI)	All grasses listed above PLUS: Foxtail (Purple, Robust, Yellow), Junglerice (partial control), Shattercane (partial control), Wild Proso Millet (partial control)

*Itchgrass: **DO NOT** incorporate *CIVIC 3ME* Use 3 1/3 pints for high weed pressure and heavy soil.

CIVIC 3ME Rates and Broadleaf Weeds Controlled (Applied Alone)

Rate	Broadleaf Weeds Controlled
1 1/3 pts.* (0.50 lb. AI) 1 2/3 pt.*	Velvetleaf Spurred Anoda *Use higher rate for heavy weed pressure or heavy soil
2.0 pts. (0.75 lb. AI)	Broadleaf weeds listed above PLUS: Common Ragweed (partial control), Jimsonweed (partial control), Lambsquarter, Pennsylvania Smartweed (partial control), Prickly Sida, Purslane, Redweed, Venice Mallow
2 2/3 pts. (1.0 lb. AI)	Broadleaf weeds listed above PLUS: Cocklebur, Common Ragweed, Dayflower, Florida Beggarweed, Florida Pusley, Jimsonweed, Kochia (partial control), Redvine (partial control), Tropic Croton, Wild Poinsettia*
3 1/3 pts. (1.25 lbs. AI)	Broadleaf weeds listed above PLUS: Balloon Vine (partial control), Black nightshade (partial control), Curly Dock, Joint Vetch (partial control), Kochia, Pitted Morning Glory, Pennsylvania Smartweed, Redroot Pigweed (partial control), Smooth Pigweed (partial control)

**Use in AR/LA/MS/TX/OK only - for high pressure and heavy soils use 3 1/3 pints.

Use higher specified rates (a minimum of 2 2/3 pints per acre) in fields where weed pressure is heavy, and the field has in conservation programs. Select lower to higher rates based on lighter to heavier soil types. Use a minimum application rate of 3 1/3 pints per acre for cocklebur or common ragweed control in fields that have previously been in conservation programs.

CIVIC 3ME Use with Other Pre-emergent Herbicides Registered for Use on Cotton.

Apply *CIVIC 3ME* in combination with other herbicides registered for use in cotton to broaden the weed control spectrum. Refer to the other herbicide label for additional information. Follow all application precautions, rotational crop restrictions and replanting instructions of each product's label when using tank mixtures. Follow the most restrictive precautions and instructions for all products used.

Crop Rotation Restrictions

Rotate to crops listed below to avoid crop injury. Refer to sections headed "Rotational Cropping Precautions".

Note: When using *CIVIC 3ME* with other registered herbicides always refer to rotational restrictions and precautions on the other product's label.

- Cover crops can be planted at any time, but stand reduction can occur in some areas. **DO NOT** harvest for food, graze, or feed cover crops planted less than 9 months after treatment with *CIVIC 3ME* Maximum Application Rate: 1.25 lbs. active ingredient per acre per season
- **DO NOT** apply *CIVIC 3ME* within 65 days of harvest.
- **DO NOT** allow livestock to graze on cotton forage or trash, feed, treated cotton forage, or trash to livestock.

***CIVIC 3ME* Rotational Crop Restrictions for Cotton**

Rate	Interval	Crop
1 1/3 pts. (0.50 lb. AI)	Anytime	Cabbage (transplanted), Cotton*, Peas, Peppers, Pumpkins (processing), Rice, Soybeans, Squash, Sweet Potato, Tobacco, Tuberous & Corn Vegetables
	9 Months	All crops listed above PLUS: Cabbage (direct seeded), Field Corn, Popcorn, Seed Corn, Sweet Corn, Cotton, Cucurbits, Dry Beans, Peanuts, Potatoes, Snap Beans, Sorghum, Sugar Beets, Tomatoes (Transplanted)
	12 Months	All crops
2 - 2 2/3 pts. (0.75 - 1.0 lb. AI)	Anytime	Cotton*, Peppers, Rice, Soybeans, Winter Squash (2.0 pt.), Sweet Potato, Tobacco, Tuberous & Corn Vegetables
	9 Months	All crops listed above PLUS: Cabbage, Field Corn, Popcorn, Seed Corn, Sweet Corn, Cotton, Cucurbits, Dry Beans, Peanuts, Peas, Potatoes, Pumpkins (processing), Rice, Snap Beans, Sorghum, Summer Squash, Sugar Beets, Tomatoes (Transplanted)
	12 Months	All crops
3 1/3 pts. (1.25 lbs. AI)	Anytime	Cotton*, Soybeans, Sweet Potato, Tobacco, Tuberous & Corn Vegetables
	9 Months	All crops listed above PLUS: Cabbage, Field Corn, Popcorn, Seed Corn, Sweet Corn, Cotton, Cucurbits, Dry Beans, Peanuts, Peas, Peppers, Potatoes, Pumpkins (processing), Rice, Snap Beans, Sorghum, Squash, Sugar Beets, Tomatoes (Transplanted)
	12 Months	All crops

*Cotton: Refer to "Requirements for Planting Time Applications" and "Replanting Instructions" for additional instructions.

RICE

Apply *CIVIC 3ME* as a surface broadcast treatment prior to weed emergence to control annual grass weeds in dry seeded rice.

Use Precautions for Rice

Off-site movement of *CIVIC 3ME* by spray drift or vapors can cause foliar whitening or plant yellowing. Follow all precautions and instructions in the APPLICATION PRECAUTIONS, SPRAY DRIFT PRECAUTIONS and SPRAY DRIFT MANAGEMENT sections of this label before applying this product.

Pre-emergent Surface Broadcast Application

- Apply *CIVIC 3ME* 14 days before planting or up to 7 days after planting.
- Apply prior to weed emergence.
- Apply with ground equipment in a minimum of 10 to 40 gallons of water per acre at the rate of 2/3 to 2 1/8 pints product (0.25 to 0.8 lb. AI) per acre depending upon the soil texture.
- See the table below for application rates and weeds controlled.
- Use the higher specified rate for heavy soils for maximum control.
- For pre-emergent broadcast treatments, refer to the directions for broadcast applications in the GROUND APPLICATION INSTRUCTIONS section.

Early Postemergence Application

- Apply *CIVIC 3ME* after planting as an early postemergence treatment to rice at the 1- to 5-leaf stage.
- Use ground equipment with nozzles that produce a coarse spray with a minimum of 10-40 gallons of water per acre.
- See the table below for specific rates and weeds controlled.
- To control existing grass at the application site, include a postemergence herbicide registered to control grass species in rice. Consult postemergence herbicide label for specific directions regarding use rates and stage of weeds and crop.

Replanting Precautions

- Rice can be replanted in fields treated with *CIVIC 3ME* if the crop fails to produce a uniform stand at initial planting.
- If *CIVIC 3ME* is tank mixed with a labeled product, refer to the replant instructions for that product.

Replanting Restrictions

- **DO NOT** make a second application of *CIVIC 3ME*

- **DO NOT** replant treated fields with any crop at intervals that are inconsistent with the ROTATIONAL CROP INSTRUCTIONS listed above. If a tank mix is used, refer to the product's label for any additional crop rotation instructions.

CIVIC 3ME Applied Alone:

Single Application Pre-emergence or Post-emergence

Rates and Weeds Controlled: Select lower to higher rates based on lighter to heavier soils

Broadcast Rates per Acre	Soil Texture
11 - 14 fl. oz. (0.25 - 0.33 lb. AI)	Coarse (light) Soils: Loamy sand, sandy loam
17 - 21 fl. oz. (0.4 - 0.5 lb. AI)	Medium Soils: Loam, silt, silt loam, sandy clay, sandy clay loam
21 - 34 fl. oz. (0.5 - 0.8 lb. AI)	Fine (heavy) Soils: Silty clay, clay loam, silty clay loam, clay
3 1/3 pts. (1.25 lbs. AI)	Broadleaf weeds listed above PLUS: Balloon Vine (partial control), Black nightshade (partial control), Curly Dock, Joint Vetch (partial control), Kochia, Pitted Morning Glory, Pennsylvania Smartweed, Redroot Pigweed (partial control), Smooth Pigweed (partial control)

List of Grasses Controlled

Barnyardgrass (Watergrass) (*Echinochloa crus-galli*, *E. colonum*)

Broadleaf signalgrass (*Bracharia platyphylla*)

Craygrass (Large and Smooth) (*Digitaria* spp.)

Panicum (*Panicum* spp.)

—Common

—Fall

—Texas

Sprangletop (*Leptochloa* spp.)

If leaves are pulled after this product has been applied, partial weed control may result. Make additional applications of post-emerge herbicide if this occurs.

Split Applications

Pre-emergent surface broadcast applications and early postemergence applications (out to the 2-leaf stage) of *CIVIC 3ME* can be made in the same season to control the above weeds provided that the total seasonal application rate does not exceed 0.8 lb. AI/A. See the table below for rates.

CIVIC 3ME Split Application Rate Table

Broadcast Rates per Acre		Soil Texture
Pre-Emergent	Post-Emergent	
2/3 pt. (0.25 lb. AI)	2/3 pt. (0.25 lb. AI)	Coarse (light) Soils: Loamy sand, sandy loam
4/5 - 7/8 pt. (0.3 - 0.35 lb. AI)	2/3 - 4/5 pt. (0.25 - 0.3 lb. AI)	Medium Soils: Loam, silt, silt loam, sandy clay, sandy clay loam
1 1/8 - 1 1/3 pts. (0.4 to 0.5 lb. AI)	13 - 17 fl. oz. (0.3 to 0.4 lb. AI)	Fine (heavy) Soils: Silty clay, clay loam, silty clay loam, clay

Split-Application Precautions

- Stand loss or other rice crop injury can occur from applications of *CIVIC 3ME* to fields that have been precision leveled with deep cuts.
- Contact rice specialists in your area to learn about soil amending practices designed to reduce potential for crop injury in precision leveled fields.
- Cover crops can be planted at any time, but stand reduction can occur in some areas.
- Rotate to crops as listed below to avoid crop injury. See the section "Rotational Cropping Precautions".

Note: Always refer to rotational restrictions and precautions on the other product's label if using *CIVIC 3ME* in combination with other registered herbicides.

Split-Application Crop Rotation Restrictions

- **DO NOT** harvest for food, graze, or feed cover crops planted less than 9 months after treatment with *CIVIC 3ME*
- **DO NOT** make split-applications in water-seeded rice.

Rate	Interval	Crop
11 - 34 fl. oz. (0.25 - 0.8 lb. AI)	Anytime	Cotton*, Peas, Peppers, Pumpkins (processing), Rice, Soybeans, Squash, Sweet Potato, Tobacco, Tuberous & Corn Vegetables
	9 Months	All crops listed above PLUS: Field Corn, Popcorn, Seed Corn, Sweet Corn, Cotton, Cucurbits, Dry Beans, Peanuts, Potatoes, Snap Beans, Sorghum, Sugar Beets, Tomatoes (Transplanted)
	12 Months	All crops

Crop Rotation Restrictions

- **DO NOT** apply *CIVIC 3ME* to rice fields where crayfish or catfish farming are concurrently included in the cultural practices.
- **DO NOT** use water containing this product's residues from rice cultivation to irrigate food or feed crops that are not registered for use with *CIVIC 3ME*
- Maximum Application Rate: 34 fl. oz. AI of product (0.8 lb. AI *CIVIC 3ME*) per acre per use season.

SOYBEANS

Apply *CIVIC 3ME* as a pre-emergent soil applied treatment to control annual grasses and broadleaf weeds in soybeans. Tank mix *CIVIC 3ME* with other pre-emergent soybean herbicides for greater weed control. *CIVIC 3ME* can be tank mixed with Canopy®, Dual®, Lasso®, Lexone®, Lorox®, Loro Plus®, Prowl®, Pursuit®, Scepter®, Sencor®, Sonalan®, Squadron®, or other registered herbicides. Follow all precautions, instructions, and rotational cropping restrictions of each product's label when tank mixing, including any references to potential carryover and crop injury warnings or restrictions. The most restrictive precautions and instructions must be followed for all products used.

Water or liquid fertilizer can be a carrier for *CIVIC 3ME* if applied alone, or if tank mixed with the herbicides listed above, unless directions for use specifically state otherwise.

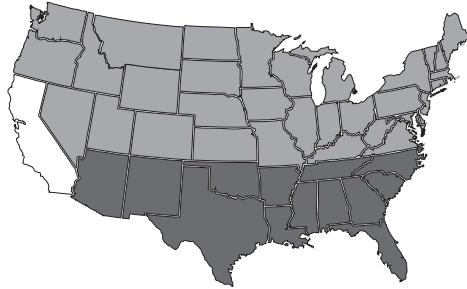
Replanting Precautions for Soybeans

- Soybeans can be replanted in fields treated with *CIVIC 3ME* alone (or with specified tank mixtures) if initial seeding of soybeans fails to produce a stand.
- Refer to the soybean replant instructions for that product if tank mixing with a labeled product.

Replanting Restrictions for Soybeans

- **DO NOT** make a second application of *CIVIC 3ME*
- **DO NOT** replant treated fields with any crop at intervals that are not consistent with the Rotational Crop Instructions listed on this label.

***CIVIC 3ME* can be used on Soybeans in the Northern Region of the map below
Northern Region**



Use Precautions for Soybeans

Off-site movement of *CIVIC 3ME* by spray drift or vapors can cause foliar whitening or plant yellowing. Follow all precautions and instructions in the APPLICATION PRECAUTIONS, SPRAY DRIFT PRECAUTIONS and SPRAY DRIFT MANAGEMENT sections of this label before applying this product.

***CIVIC 3ME* Rates and Grasses Controlled (Applied Alone)**

Rate	Grasses Controlled
1 1/3 pt. (0.50 lb. AI)	Suppresses some annual grasses
2.0 pts. (0.75 lb. AI)	All grasses listed above PLUS: Barnyardgrass, Large & Smooth Crabgrass, Field Sandbur, Foxtail (Giant, Green, Robust, Yellow), Goosegrass, Panicum (Common, Fall, & Texas), Johnsongrass seedling (partial control)
2 2/3 pts. (1.0 lb. AI)	All grasses listed above PLUS: Bermudagrass (partial control), Broadleaf Signalgrass, Southwestern Cupgrass, Woolly Cupgrass (partial control), Seedling Johnsongrass, Shattercane (partial control), Wild Proso Millet (partial control)

***CIVIC 3ME* Rates and Broadleaf Weeds Controlled (Applied Alone)**

Rate	Broadleaf Weeds Controlled
1 1/3 pts.* (0.50 lb. AI) 1 2/3 pt.*	Velvetleaf Spurred Anoda *Use higher rate for heavy weed pressure or heavy soil
2.0 pts. (0.75 lb. AI)	Broadleaf weeds listed above PLUS: Common Ragweed (partial control), Galinsoga, Jimsonweed (partial control), Lambsquarter, Prickly Sida, Purslane, Ladystthumb Smartweed (partial control), Pennsylvania Smartweed (partial control), Venice Mallow
2 2/3 pts. (1.0 lb. AI)	Broadleaf weeds listed above PLUS: Black Seeded Plantain, Cocklebur (partial control), Common Ragweed, Jimsonweed, Kochia, Ladystthumb Smartweed, Pennsylvania Smartweed, Tropic Croton

Use higher specified rates (a minimum of 2 2/3 pints per acre) in fields where weed pressure is heavy, and field has been in conservation programs. Select lower to higher rates based on lighter to heavier soil types.

Soybean – Northern Region Crop Rotation Precautions

- Cover crops can be planted at any time, but stand reduction can occur in some areas.
- Rotate to crops as listed below to avoid crop injury. See the section “Rotational Cropping Precautions”.

Note: Always refer to rotational restrictions and precautions on the other product’s label if using *CIVIC 3ME* in combination with other registered herbicides.

Soybean – Northern Region Crop Rotation Restrictions

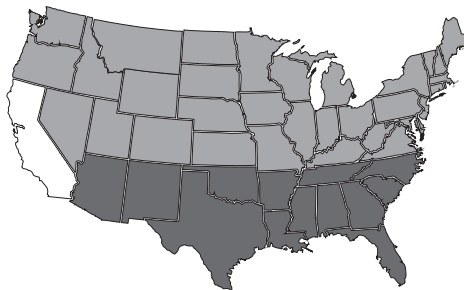
- **DO NOT** harvest for food, graze, or feed cover crops planted less than 9 months after treatment with *CIVIC 3ME*
- **DO NOT** allow livestock to graze on soybean vines treated with this product.
- **DO NOT** feed soybean vines or soybean vine trash treated with this product to livestock.

***CIVIC 3ME* Rotational Crop Restrictions for Soybeans in the Northern Region**

Rate	Interval	Crop
1 1/3 pts. (0.50 lb. AI)	Anytime	Cabbage (transplanted), Cotton*, Peas, Peppers, Pumpkins (processing), Rice, Soybeans, Squash, Sweet Potato, Tobacco, Tuberous & Corn Vegetables
	9 Months	All crops listed above PLUS: Cabbage (Direct Seeded), Field Corn, Popcorn, Seed Corn, Sweet Corn, Cotton, Cucurbits, Dry Beans, Peanuts, Potatoes, Snap Beans, Sorghum, Sugar Beets, Tomatoes (Transplanted)
	12 Months	All crops listed above PLUS: Tomatoes (all), Wheat
	16 Months	All crops
2.0 pts. (0.75 lb. AI)	Anytime	Cotton*, Peppers, Soybeans, Rice, Soybeans, Winter Squash, Sweet Potato, Tobacco, Tuberous & Corn Vegetables
	9 Months	All crops listed above PLUS: Cabbage, Field Corn, Popcorn, Seed Corn, Sweet Corn, Cotton, Cucurbits, Dry Beans, Peanuts, Peas, Potatoes, Pumpkins (processing), Rice, Snap Beans, Sorghum, Summer Squash, Sugar Beets, Tomatoes (Transplanted)
	12 Months	All crops listed above PLUS: Tomatoes (all), Wheat
	16 Months	All crops
2 2/3 pts. (1.0 lb. AI)	Anytime	Cotton*, Peppers, Soybeans, Sweet Potato, Tobacco, Tuberous & Corn Vegetables
	9 Months	All crops listed above PLUS: Cabbage, Field Corn, Popcorn, Cotton, Cucurbits, Dry Beans, Peanuts, Peas, Potatoes, Pumpkins (processing), Rice, Snap Beans, Sorghum, Squash, Sugar Beets, Tomatoes (Transplanted)
	12 Months	All crops listed above PLUS: Seed Corn, Sweet Corn, Tomatoes (all), Wheat
	16 Months	All crops

*Cotton: Refer to “Requirements for Planting Time Applications” and “Replanting Instructions” for additional instructions.

***CIVIC 3ME* can be used on Soybeans in the Southern Region of the map below**



Southern Region

Additional Precautions for Soybean Applications in the Southern Region:

Off-site movement of *CIVIC 3ME* by spray drift or vapors can cause foliar whitening or plant yellowing. Follow all precautions and instructions in the APPLICATION PRECAUTIONS, SPRAY DRIFT PRECAUTIONS and SPRAY DRIFT MANAGEMENT sections of this label before applying this product.

Use the lowest possible boom height while maintaining a uniform spray pattern, in conjunction with nozzle type, size, operating pressure and volume that meet a droplet size classification of **coarse or greater**.

DO NOT spray within 300 feet of desirable plants.

***CIVIC 3ME* Rates and Weeds Controlled**

Rate	Grasses Controlled
1 1/3 pt. (0.50 lb. AI)	Suppresses some annual grasses
2.0 pts. (0.75 lb. AI)	Barnyardgrass, Broadleaf signalgrass, Large & Smooth Crabgrass, Giant & Green Foxtail, Goosegrass, Panicum (Common, Fall, & Texas), Johnsongrass Seedling, Field Sandbur (partial control)
2 2/3 pts. (1.0 lb. AI)	All grasses listed above PLUS: Cupgrass (Southwestern & Woolly), Field Sandbur, Bermudagrass (partial control), Red Rice, Itchgrass*
3 1/3 pts. (1.25 lbs. AI)	All grasses listed above PLUS: Foxtail (Purple, Robust, Yellow), Junglerice (partial control), Shattercane (partial control), Wild Proso, Millet (partial control)

*Itchgrass: **DO NOT** incorporate *CIVIC 3ME* Use 3 1/3 pints for high weed pressure and heavy soil.

***CIVIC 3ME* Rates and Broadleaf Weeds Controlled (Applied Alone)**

Rate	Broadleaf Weeds Controlled
1 1/3 pts.* (0.50 lb. AI) 1 2/3 pt.*	Velvetleaf Spurred Anoda *Use higher rate for heavy weed pressure or heavy soil
2.0 pts. (0.75 lb. AI)	Broadleaf weeds listed above PLUS: Common Ragweed (partial control), Jimsonweed (partial control), Lambsquarter, Pennsylvania Smartweed (partial control), Prickly Sida, Purslane, Redweed, Venice Mallow
2 2/3 pts. (1.0 lb. AI)	Broadleaf weeds listed above PLUS: Cocklebur, Common Ragweed, Dayflower, Florida Beggarweed, Florida Pusley, Jimsonweed, Kochia (partial control), Redvine (partial control), Tropic Croton, Wild Poinsettia**
3 1/3 pts. (1.25 lbs. AI)	Broadleaf weeds listed above PLUS: Balloon Vine (partial control), Black nightshade (partial control), Curly Dock, Joint Vetch (partial control), Kochia, Pitted Morning Glory, Pennsylvania Smartweed, Redroot Pigweed (partial control), Smooth Pigweed (partial control), Prostrate Spurge

**Use in AR/LA/MS/TX/OK only - for high pressure and heavy soils use 3 1/3 pints.

Use higher specified rates (a minimum of 2 2/3 pints per acre) in fields where weed pressure is heavy, or the field has previously been in conservation programs. Select lower to higher rates based on lighter to heavier soil types. Use a minimum application rate of 3 1/3 pints per acre for cocklebur or common ragweed control in fields that have previously been in conservation programs.

Soybean – Southern Region Crop Rotation Precautions

- Cover crops can be planted at any time, but stand reduction can occur in some areas.
- Rotate to crops as listed below to avoid crop injury. See the section "Rotational Cropping Precautions".

Note: Always refer to rotational restrictions and precautions on the other product's label if using *CIVIC 3ME* in combination with other registered herbicides.

Soybean – Southern Region Crop Rotation Restrictions

- **DO NOT** harvest for food, graze, or feed cover crops planted less than 9 months after treatment with *CIVIC 3ME*
- **DO NOT** allow livestock to graze on soybean vines treated with this product.
- **DO NOT** feed soybean vines or soybean vine trash treated with this product to livestock.

CIVIC 3ME Rotational Crop Restrictions for Soybeans in the Southern Region

Rate	Interval	Crop
1 1/3 pts. (0.50 lb. AI)	Anytime	Cabbage (transplanted), Cotton*, Peas, Peppers, Pumpkins (processing), Rice, Soybeans, Squash, Sweet Potato, Tobacco, Tuberous & Corn Vegetables
	9 Months	All crops listed above PLUS: Cabbage (Direct Seeded), Field Corn, Popcorn, Seed Corn, Sweet Corn, Cotton, Cucurbits, Dry Beans, Peanuts, Potatoes, Snap Beans, Sorghum, Sugar Beets, Tomatoes (Transplanted)
	12 Months	All crops
2.0 pts. - 2 2/3 pts. (0.75 - 1.0 lb. AI)	Anytime	Cotton*, Peppers, Rice, Soybeans, Winter Squash (2.0 pts.), Sweet Potato, Tobacco, Tuberous & Corn Vegetables
	9 Months	All crops listed above PLUS: Cabbage, Field Corn, Popcorn, Seed Corn, Sweet Corn, Cotton, Cucurbits, Dry Beans, Peanuts, Peas, Potatoes, Pumpkins (processing), Rice, Snap Beans, Sorghum, Summer Squash, Sugar Beets, Tomatoes (Transplanted)
	12 Months	All crops
3 1/3 pts. (1.25 lbs. AI)	Anytime	Cotton*, Soybeans, Sweet Potato, Tobacco, Tuberous & Corn Vegetables
	9 Months	All crops listed above PLUS: Cabbage, Field Corn, Popcorn, Seed Corn, Sweet Corn, Cotton, Cucurbits, Dry Beans, Peanuts, Peas, Peppers, Potatoes, Pumpkins (processing), Rice, Snap Beans, Sorghum, Squash, Sugar Beets, Tomatoes (Transplanted)
	12 Months	All crops

*Cotton: Refer to "Requirements for Planting Time Applications" and "Replanting Instructions" for additional instructions.

Application Instructions for CIVIC 3ME Applied in Combination with Other Herbicides for Use on Soybeans

Tank mix *CIVIC 3ME* with other soybean herbicides to broaden the weed control spectrum compared to application of this product alone. The tables below provide a combination of products and application rates to broaden weed control spectrum. Innvictis Crop Care, LLC makes no claims as to weed control for any combination of rates or products other than as directed in this label. Updates and additional instructions for use of this product with other herbicides not listed in the label may become available after the date of publication for this label. Contact your local Innvictis Crop Care, LLC representative for more recent technical bulletins and supplemental labels. Observe all precautions and limitations appearing on the labels of each product when applying mixtures of *CIVIC 3ME* with other herbicides. The most restrictive precautions and instructions for all products must be followed. **DO NOT** incorporate tank mixtures of *CIVIC 3ME* and other products. When using tank mixes, observe all application precautions, rotational crop restrictions and replanting instructions of each product's label.

CIVIC 3ME plus Canopy® Herbicide — Northern & Southern Regions

These products tank mixed together broaden the weed control spectrum.

DO NOT apply this product to soils with <1/2% organic matter.

Broadcast Rates per Acre*			Soil Texture
CIVIC 3ME		Canopy	
North Region	South Region		
2.0 - 2 2/3 pts.	2 2/3 pts. - 3 1/3 pts.	4 - 6 oz.	Coarse (light) Soils: Loamy sand, sandy loam
2.0 - 2 2/3 pts.	2 2/3 pts. - 3 1/3 pts.	5 - 8 oz.	Medium Soils: Loam, silt, silt loam, sandy clay, sandy clay loam
2.0 - 2 2/3 pts.	2 2/3 pts. - 3 1/3 pts.	6 - 8 oz.	Fine (heavy) Soils: Silty clay, clay loam, silty clay loam, clay

*Select lower to higher rates within the range to correspond to the coarser to finer soil types within the soil texture group. The rate within the range should correspond to the anticipated weed pressure.

Broadleaf Weeds and Grasses Controlled	
Grasses	Broadleaf Weeds
Barnyardgrass	Balloon Vine
Bermudagrass	Black nightshade
Broadleaf signalgrass	Cocklebur**
Crabgrass(Large & Smooth)	Copperleaf
Cupgrass (Southwestern & Woolly)	Curly Dock
Field Sandbur	Dayflower
Foxtail (Giant, Green, Purple, Robust, Yellow)	Florida Beggarweed
Goosegrass	Florida Pusley (partial control)
Itchgrass	Hemp sesbania
Johnsongrass seedling	Hophornbeam (partial control)
Junglerice	Jimsonweed
Panicum (Common, Fall, & Texas)	Joint Vetch
Red Rice	Kochia
Shattercane	Lambsquarter
Wild Proso Millet	Morning Glory (Annual, lyleaf, Entireleaf, Pitted, Tall) (partial control)
	Pigweed (Redroot, Smooth)
	Prickly Sida
	Prostrate Spurge
	Purslane
	Ragweed (Common)
	Redroot Pigweed
	Redvine
	Redweed
	Sicklepod (partial control)
	Smartweed (Pennsylvania)
	Smooth Pigweed
	Spurred Anoda
	Tropic Croton
	Velvetleaf
	Venice Mallow
	Wild Poinsettia

**Large seeded weeds, germinating deep in the soil, such as Morning Glory, sicklepod and cocklebur or weeds with subsequent flushes may require a cultivation or an application of a post-emergence herbicide for season long control.

Follow all precautions and limitations appearing on the labels of each product being mixed. Observe precautions and restrictions sections regarding planting depth, phosphate pesticide interaction, previous pesticides, and sensitive soybean varieties on the Canopy label. Follow application precautions, rotational instructions, and replanting instructions of each product's label when using tank mixing Canopy with *CIVIC 3ME*

***CIVIC 3ME* plus Dual® 8 E Herbicide — Northern & Southern Regions**

These products tank mixed together broaden the weed control spectrum.

Broadcast Rates per Acre			Soil Texture
<i>CIVIC 3ME</i>			
North Region	South Region	Dual® 8 E	
2.0 - 2 2/3 pts.	2 2/3 pts. - 3 1/3 pts.	1 1/2 - 2 pts.	Coarse (light) Soils: Loamy sand, sandy loam
2.0 - 2 2/3 pts.	2 2/3 pts. - 3 1/3 pts.	2 - 2 1/2 pts.	Medium Soils: Loam, silt, silt loam, sandy clay, sandy clay loam
2.0 - 2 2/3 pts.	2 2/3 pts. - 3 1/3 pts.	2 - 2 1/2 pts.	Fine (heavy) Soils: Silty clay, clay loam, silty clay loam, clay

Broadleaf Weeds and Grasses Controlled		
Grasses	Broadleaf Weeds	
Barnyardgrass	Balloon Vine	Redroot Pigweed
Bermudagrass	Black nightshade	Redvine
Broadleaf signalgrass	Carpetweed	Redweed
Crabgrass(Large & Smooth)	Cocklebur**	Smartweed (Pennsylvania)
Cupgrass (Southwestern & Woolly)	Curly Dock	Smooth Pigweed
Field Sandbur	Dayflower	Spurred Anoda
Foxtail (Giant, Green, Purple, Robust, Yellow)	Florida Beggarweed	Tropic Croton
Goosegrass	Florida Pusley (partial control)	Velvetleaf
Itchgrass	Jimsonweed	Venice Mallow
Johnsongrass seedling	Joint Vetch	Wild Poinsettia
Junglerice	Kochia	
Nutsedge	Lambsquarter	
Panicum (Common, Fall, & Texas)	Morning Glory (Pitted)	
Red Rice (Use higher rates in areas with heavy weed pressure)	Pigweed	
Shattercane	Prickly Sida	
Wild Proso Millet	Purslane	
Witchgrass	Ragweed (Common)	

Follow all precautions and limitations appearing on the labels of each product being mixed. Follow application precautions, rotational instructions, and replanting instructions of each product's label when using tank mixing Dual® 8 E with *CIVIC 3ME* Follow the most restrictive precautions and instructions from all products mixed.

***CIVIC 3ME* plus Lasso® or Lasso® Micro-Tech — Northern & Southern Regions**

These products tank mixed together broaden the weed control spectrum compared to either product used alone.

Broadcast Rates per Acre			Soil Texture
<i>CIVIC 3ME</i>			
North Region	South Region	Lasso®*/ Lasso® Micro-Tech	
2.0 - 2 2/3 pts.	2 2/3 pts. - 3 1/3 pts.	2 - 2 1/2 qts.	Coarse (light) Soils: Loamy sand, sandy loam
2.0 - 2 2/3 pts.	2 2/3 pts. - 3 1/3 pts.	2 1/2 - 3 qts.	Medium Soils: Loam, silt, silt loam, sandy clay, sandy clay loam
2.0 - 2 2/3 pts.	2 2/3 pts. - 3 1/3 pts.	2 1/2 - 3 qts.	Fine (heavy) Soils: Silty clay, clay loam, silty clay loam, clay

*Lasso: Select lower to higher rates within the specified rates provided based on lighter to heavier soil types (i.e., sand, loamy sand, sandy loam) within a textural group.

Broadleaf Weeds and Grasses Controlled		
Grasses	Broadleaf Weeds	
Barnyardgrass	Black nightshade	Prostrate Spurge
Bermudagrass	Carpetweed	Purslane
Broadleaf signalgrass	Cocklebur	Ragweed (Common)
Crabgrass(Large & Smooth)	Curly Dock	Redroot Pigweed
Cupgrass (Southwestern & Woolly)	Dayflower	Redvine
Field Sandbur	Florida Beggarweed	Redweed
Foxtail (Giant, Green, Purple, Robust, Yellow)	Florida Pusley (partial control)	Smartweed (Pennsylvania)
Goosegrass	Jimsonweed	Spurred Anoda
Itchgrass	Joint Vetch	Tropic Croton
Johnsongrass seedling	Kochia	Velvetleaf
Junglerice	Lambsquarter	Venice Mallow
Panicum (Common, Fall, & Texas)	Morning Glory (Pitted)	Wild Poinsetta
Shattercane	Pigweed (Redroot, Smooth)	
Wild Proso Millet	Prickly Sida	

Follow all precautions and limitations appearing on the labels of each product being mixed. Follow application precautions, rotational instructions, and replanting instructions of each product's label when using tank mixing Lasso® or Lasso® Tech. with **CIVIC 3ME** Follow the most restrictive precautions and instructions from all products mixed.

CIVIC 3ME plus Lorox® DF – Northern & Southern Regions

These products tank mixed together and applied preemergence will broaden the weed control spectrum compared to either product used alone. However, **DO NOT** incorporate this tank mix combination.

Plant seed a minimum of 1 3/4 inches deep to avoid Lorox injury to soybeans. See Lorox label for all other planting and application precautions. One pint of Lorox L equals one pound of Lorox DF; be sure to use equivalent rates.

DO NOT use this combination on sand, loamy sand, gravelly soils, or exposed subsoils or soils with <1% organic matter. Use only on loamy sand with >1% organic matter.

Broadcast Rates per Acre*			Soil Texture
CIVIC 3ME			
North Region	South Region	Lorox® DF	
2.0 - 2 2/3 pts.	2 2/3 pts. - 3 1/3 pts.	2/3 - 1 lb.	Coarse (light) Soils: Loamy sand, sandy loam
2.0 - 2 2/3 pts.	2 2/3 pts. - 3 1/3 pts.	1 - 1 1/2 lbs.	Medium Soils: Loam, silt, silt loam, sandy clay, sandy clay loam
2.0 - 2 2/3 pts.	2 2/3 pts. - 3 1/3 pts.	1 1/4 - 2 lbs.	Fine (heavy) Soils: Silty clay, clay loam, silty clay loam, clay

*Select lower to higher rates within the specified rates based on lighter to heavier soil types (i.e., loam, silt loam, sandy clay, sandy clay loam) within a textural group.

Broadleaf Weeds and Grasses Controlled		
Grasses	Broadleaf Weeds	
Barnyardgrass	Balloon Vine	Prickly Sida
Bermudagrass	Black Nightshade	Prostrate Spurge
Broadleaf signalgrass	Carpetweed	Purslane
Crabgrass(Large & Smooth)	Chickweed	Ragweed (Common)
Cupgrass (Southwestern & Woolly)	Cocklebur	Redvine
Field Sandbur	Curly Dock	Redweed
Foxtail (Giant, Green, Purple, Robust, Yellow)	Dayflower	Smartweed (Pennsylvania)
Goosegrass	Florida Beggarweed	Spurred Anoda
Itchgrass	Florida Pusley (partial control)	Tropic Croton
Johnsongrass seedling	Jimsonweed	Velvetleaf
Junglerice	Joint Vetch	Venice Mallow
Panicum (Common, Fall, & Texas)	Kochia	Wild Mustard
Red Rice	Lambsquarter	Wild Poinsetta
Shattercane	Morning Glory (Pitted)	
Wild Proso Millet	Pigweed (Redroot, Smooth)	

Follow all precautions and limitations appearing on the labels of each product being mixed. Follow application precautions, rotational instructions, and replanting instructions of each product's label when using tank mixing Lorox® DF with **CIVIC 3ME** Follow the most restrictive precautions and instructions from all products mixed.

CIVIC 3ME plus Lorox Plus® – Northern & Southern Regions

These products tank mixed together and applied preemergence will broaden the weed control spectrum compared to either product used alone. However, **DO NOT** incorporate this tank mix combination.

Plant seed a minimum of 1 3/4 inches deep to avoid Lorox injury to soybeans. See Lorox label for all other planting and application precautions.

DO NOT use this combination on sand, loamy sand, gravelly soils, or exposed subsoils or soils with <1% organic matter. Use only on loamy sand with >1% organic matter.

Broadcast Rates per Acre*			Soil Texture
CIVIC 3ME			
North Region	South Region	Lorox® Plus	
2.0 - 2 2/3 pts.	2 2/3 pts. - 3 1/3 pts.	9 - 12 oz.	Coarse (light) Soils: Loamy sand, sandy loam
2.0 - 2 2/3 pts.	2 2/3 pts. - 3 1/3 pts.	10 - 14 oz.	Medium Soils: Loam, silt, silt loam, sandy clay, sandy clay loam
2.0 - 2 2/3 pts.	2 2/3 pts. - 3 1/3 pts.	11 - 14 oz.	Fine (heavy) Soils: Silty clay, clay loam, silty clay loam, clay

*Select lower to higher rates within the specified rates provided based on lighter to heavier soil types (i.e., loam, silt loam, sandy clay, sandy clay loam) within a textural group

Broadleaf Weeds and Grasses Controlled		
Grasses	Broadleaf Weeds	
Barnyardgrass	Balloon Vine	Pigweed (Redroot, Smooth)
Bermudagrass	Black nightshade (partial control)	Prickly Sida
Broadleaf signalgrass	Carpetweed	Prostrate Spurge
Crabgrass(Large & Smooth)	Cocklebur**	Purslane
Cupgrass (Southwestern & Woolly)	Curly Dock	Ragweed (Common)
Field Sandbur	Dayflower	Ragweed (Giant) (Partial Control)
Foxtail (Giant, Green, Purple, Robust, Yellow)	Florida Beggarweed	Redvine
Goosegrass	Florida Pusley (partial control)	Smartweed (Pennsylvania)
Itchgrass	Jimsonweed	Spurred Anoda
Johnsongrass seedling	Joint Vetch	Tropic Croton
Junglerice	Kochia	Velvetleaf
Panicum (Common, Fall, & Texas)	Lambsquarter	Venice Mallow
Red Rice	Morning Glory (Annual, lyleaf, Entireleaf,	Wild Poinsettia
Shattercane	Pitted, Tall) (partial control)*	
Wild Proso Millet	Mustards	

**Loamy sand: Large seeded weeds, germinating deep in the soil, such as Morning Glory, sicklepod and cocklebur or weeds with subsequent flushes may require a cultivation or an application of a post-emergence herbicide for season long control.

Follow all precautions and limitations appearing on the labels of each product being mixed. Follow application precautions, rotational instructions, and replanting instructions of each product's label when using tank mixing Lorox Plus® with CIVIC 3ME. Follow the most restrictive precautions and instructions from all products mixed.

CIVIC 3ME plus Metribuzin (Sencor® or Lexone®) – Northern Region Only

These products tank mixed together and applied preemergence will broaden the weed control spectrum compared to either product used alone.

DO NOT use this combination on soils with <0.5% organic matter.

DO NOT use on sand or loamy sand soils with <2.0% organic matter.

DO NOT use this combination on soils with a calcareous surface area or a pH >7.5 or crop injury can occur.

Metribuzin can injure soybeans in excessively moist conditions, cool weather, or in compacted soils.

Broadcast Rates per Acre*		Soil Texture
CIVIC 3ME	Sencor® DF or Lexone® DF**	
2.0 - 2 2/3 pts.	1/4 - 1/3 lb.	Coarse (light) Soils: Loamy sand, sandy loam
2.0 - 2 2/3 pts.	1/4 - 1/2 lb.	Medium Soils: Loam, silt, silt loam, sandy clay, sandy clay loam
2.0 - 2 2/3 pts.	1/3 - 1/2 lb.	Fine (heavy) Soils: Silty clay, clay loam, silty clay loam, clay

*Select lower to higher rates within the specified rates provided based on lighter to heavier soil types (i.e., silt loam, sandy clay, sandy clay loam) within a textural group.

**For pints Sencor 4 or Lexone 4L, multiply lbs. DF by 1.5

Broadleaf Weeds and Grasses Controlled

Grasses	Broadleaf Weeds	
Barnyardgrass Bermudagrass Broadleaf signalgrass Crabgrass(Large & Smooth) Cupgrass (Southwestern & Woolly) Field Sandbur Foxtail (Giant, Green, Purple, Robust, Yellow) Goosegrass Itchgrass Johnsongrass seedling Junglerice Shattercane Wild Proso Millet	Balloon Vine Black nightshade Carpetweed Cocklebur Curly Dock Dayflower Florida Beggarweed Florida Pusley (partial control) Jimsonweed Joint Vetch Kochia Lambsquarter Morning Glory (Pitted) Prickly Sida	Prostrate Spurge Purslane Ragweed (Common) Redroot Pigweed Redvine Redweed Smartweed (Pennsylvania) Smooth Pigweed Spurred Anoda Tropic Croton Velvetleaf Venice Mallow Wild Mustard Wild Poinsettia

Follow all precautions and limitations appearing on the labels of each product being mixed. Follow application precautions, rotational instructions, and replanting instructions of each product's label when using tank mixing Sencor® or Lexone® with **CIVIC 3ME**. Follow the most restrictive precautions and instructions from all products mixed.

CIVIC 3ME plus Metribuzin (Sencor® or Lexone®) – Southern Region Only

These products tank mixed together and applied preemergence will broaden the weed control spectrum compared to either product used alone.

DO NOT use this combination on soils with <0.5% organic matter.

DO NOT use on sand or loamy sand soils with <2.0% organic matter.

DO NOT use this combination on soils with a calcareous surface area or a pH >7.5 or crop injury can occur.

Use 2/3 - 1 lb. metribuzin on silty clay and heavy clay soil of the Mississippi Delta.

Metribuzin can injure soybeans in excessively moist conditions, cool weather, or in compacted soils.

Broadcast Rates per Acre*		Soil Texture
CIVIC 3ME	Sencor® DF or Lexone® DF**	
2 2/3 pts. - 3 1/3 pts.	1/4 - 1/3 lb.	Coarse (light) Soils: Loamy sand, sandy loam
2 2/3 pts. - 3 1/3 pts.	1/4 - 1/2 lb.	Medium Soils: Loam, silt, silt loam, sandy clay, sandy clay loam
2 2/3 pts. - 3 1/3 pts.	1/3 - 2/3 lb.	Fine (heavy) Soils: Silty clay, clay loam, silty clay loam, clay

*Select lower to higher rates within the specified rates provided based on lighter to heavier soil types (i.e., silt loam, sandy clay, sandy clay loam) within a textural group.

**For pints Sencor 4 or Lexone 4L, multiply lbs. DF by 1.5

Broadleaf Weeds and Grasses Controlled

Grasses	Broadleaf Weeds	
Barnyardgrass Bermudagrass Broadleaf signalgrass Crabgrass(Large & Smooth) Cupgrass (Southwestern & Woolly) Field Sandbur Foxtail (Giant, Green, Purple, Robust, Yellow) Goosegrass Itchgrass Johnsongrass seedling Junglerice Panicum (Common, Fall, & Texas) Red Rice Shattercane Wild Proso Millet	Balloon Vine Black nightshade Carpetweed Cocklebur Curly Dock Dayflower Florida Beggarweed Florida Pusley (partial control) Giant Ragweed (partial control) Jimsonweed Joint Vetch Kochia Lambsquarter Morning Glory (Pitted) Prickly Sida Prostrate Spurge	Purslane Ragweed (Common) Redroot Pigweed Redvine Redweed Sicklepod (partial control & reduced competition) Smartweed (Pennsylvania) Smooth Pigweed Spurred Anoda Tropic Croton Velvetleaf Venice Mallow Wild Mustard Wild Poinsettia

Follow all precautions and limitations appearing on the labels of each product being mixed. Follow application precautions, rotational instructions, and replanting instructions of each product's label when using tank mixing Sencor® or Lexone® with **CIVIC 3ME**. Follow the most restrictive precautions and instructions from all products mixed.

CIVIC 3ME plus Prowl® 4EC Herbicide – Northern & Southern Regions

These products tank mixed together and applied preemergence will broaden the weed control spectrum compared to either product used alone.

Broadcast Rates per Acre*			Soil Texture
CIVIC 3ME			
North Region	South Region	Prowl 4EC®	
2.0 - 2 2/3 pts.	2 2/3 - 3 1/3 pts.	1 - 1 1/2 pts.	Coarse (light) Soils: Loamy sand, sandy loam
2.0 - 2 2/3 pts.	2 2/3 - 3 1/3 pts.	2 pts.	Medium Soils: Loam, silt, silt loam, sandy clay, sandy clay loam
2.0 - 2 2/3 pts.	2 2/3 - 3 1/3 pts.	2 - 2.5 pts.	Fine (heavy) Soils: Silty clay, clay loam, silty clay loam, clay

*Select lower to higher rates within the specified rates provided based on lighter to heavier soil types (i.e., loam, silt loam, sandy clay, sandy clay loam) within a textural group.

Broadleaf Weeds and Grasses Controlled		
Grasses	Broadleaf Weeds	
Barnyardgrass	Balloon Vine	Prickly Sida
Bermudagrass	Black nightshade	Prostrate Spurge
Broadleaf signalgrass	Carpetweed	Purslane
Crabgrass (Large & Smooth)	Cocklebur	Ragweed (Common)
Cupgrass (Southwestern & Woolly)	Curly Dock	Redroot Pigweed
Field Sandbur	Dayflower	Redvine
Foxtail (Giant, Green, Purple, Robust, Yellow)	Florida Beggarweed	Redweed
Goosegrass	Florida Pusley Giant Ragweed (partial control)	Sicklepod (partial control & reduced competition)
Itchgrass	Hoghornbean (partial control)	Smartweed (Pennsylvania)
Johnsongrass seedling	Hemp sesbania (Coffeeweed)	Smooth Pigweed
Junglerice	Jimsonweed	Spurred Anoda
Panicum (Common, Fall, & Texas)	Joint Vetch	Tropic Croton
Red Rice	Kochia	Velvetleaf
Shattercane	Lambsquarter	Venice Mallow
Wild Proso Millet	Morning Glory (Pitted)	Wild Poinsettia
	Pigweed (Redroot, Smooth)	

Follow all precautions and limitations appearing on the labels of each product being mixed. Follow application precautions, rotational instructions, and replanting instructions of each product's label when using tank mixing Prowl 4EC® with CIVIC 3ME. Follow the most restrictive precautions and instructions from all products mixed.

CIVIC 3ME Plus Postemergence Applications of Pursuit® Herbicide

These products tank mixed together and applied postemergence will broaden the weed control spectrum compared to either product used alone.

CIVIC 3ME Followed by Postemergence Applications of Pursuit® Herbicide++

Broadcast Rates per Acre		Soil Texture*
CIVIC 3ME	Pursuit	
2.0 - 2 2/3 pts. (0.25 lb. Al)	2 - 3 fl. oz	Coarse, Medium, and Fine Soils

*Select lower to higher rates within the specified rates provided based on lighter to heavier soil types within a textural group.

++ Postemergence application requires specific additives. Refer to current Pursuit label for specific directions.

Application of CIVIC 3ME will reduce competition from the above weeds, allowing control of light to moderate infestations with a postemergence application of Pursuit herbicide at the noted rate.

Apply to weeds less than one inch tall.

Application of CIVIC 3ME followed by a postemergence treatment with Pursuit will control all of the weeds controlled by use of CIVIC 3ME alone PLUS:

Cocklebur
Pigweed
Nightshade (Black, Eastern Black, Hairy)
Mustard Species
Pennsylvania Smartweed

The maximum weed height to control weeds is 1 inch.

Weed control may be erratic under heavy weed infestations. Improve control by cultivating approximately 14 days after the postemergence treatment.

DO NOT apply Pursuit herbicide when wind velocity is greater than 10 mph, or when spray may be carried to sensitive crops, including leafy vegetables and sugar beets.

Follow all precautions and limitations appearing on the labels of each product being mixed. Follow application precautions, rotational instructions, and replanting instructions of each product's label when using tank mixing Pursuit with **CIVIC 3ME**. Follow the most restrictive precautions and instructions from all products mixed.

CIVIC 3ME Plus Scepter® Herbicide – Northern Region Only

These products tank mixed together and applied postemergence will broaden the weed control spectrum compared to either product used alone.

See Scepter label for specific geographic and rainfall restrictions.

Broadcast Rates per Acre		Soil Texture*
CIVIC 3ME	Scepter®	
2.0 - 2 2/3 pts.	1/3 - 1/2 pts.**	All soil types

*Use higher rates within the specified range when weed pressure is heavy.

**Rates are based on Scepter products containing 1.5 lbs. AI. Equivalent amounts of Scepter O.T. containing 2 1/2 lbs. AI are 3.2 to 4.8 fl. oz. (1/5 to 1/3 pint).

Broadleaf Weeds and Grasses Controlled		
Grasses	Broadleaf Weeds	
Barnyardgrass	Balloon Vine	Prostrate Spurge
Bermudagrass	Black nightshade (partial control)	Purslane
Broadleaf signalgrass	Cocklebur	Ragweed (Common)
Crabgrass(Large & Smooth)	Common Sunflower	Redroot Pigweed
Cupgrass (Southwestern & Woolly)	Curly Dock	Redvine
Field Sandbur	Dayflower	Redweed
Foxtail (Giant, Green, Purple, Robust, Yellow)	Florida Beggarweed	Sicklepod (partial control & reduced competition)
Goosegrass	Florida Pusley (partial control)	Smartweed (Pennsylvania)
Itchgrass	Giant Ragweed (partial control)	Smooth Pigweed
Johnsongrass seedling	Jimsonweed	Spurred Anoda
Junglerice	Joint Vetch	Tropic Croton
Panicum (Common, Fall, & Texas)	Kochia	Velvetleaf
Red Rice	Lambsquarter	Venice Mallow
Shattercane	Morning Glory (Pitted)	Wild Poinsettia
Wild Proso Millet	Pigweed spp.	
	Prickly Sida	

Soybeans can be replanted if crop yield is reduced by weather conditions, but **DO NOT** make additional tank mix applications with **CIVIC 3ME** and Scepter®.

Important: Adequate moisture in the soil is required for maximum effectiveness of this tank mix.

Follow all precautions and limitations appearing on the labels of each product being mixed. Follow application precautions, rotational instructions, and replanting instructions of each product's label when using tank mixing Scepter with **CIVIC 3ME**. Follow the most restrictive precautions and instructions from all products mixed.

CIVIC 3ME Plus Scepter® Herbicide – Southern Region Only

See Scepter label for specific geographic and rainfall restrictions.

Broadcast Rates per Acre		Soil Texture*
CIVIC 3ME	Scepter®	
2 2/3 - 3 1/3 pt.	1/2 - 2/3 pt.**	All soil types

*Use higher rates within the specified range when weed pressure is heavy.

**Rates are based on Scepter products containing 1.5 lbs. AI. Equivalent amounts of Scepter O.T. containing 2 1/2 lbs. AI are 4.8 to 7.2 fl. oz.

Broadleaf Weeds and Grasses Controlled		
Grasses	Broadleaf Weeds	
Barnyardgrass Bermudagrass Broadleaf signal grass Crabgrass(Large & Smooth) Cupgrass (Southwestern & Woolly) Field Sandbur Foxtail (Giant, Green, Purple, Robust, Yellow) Goosegrass Itchgrass Johnsongrass seedling Junglerice Millet Panicum (Common, Fall, & Texas) Shattercane Wild Proso	Balloon Vine Black nightshade (partial control) Carpetweed Chickweed Cocklebur Common Sunflower Copperleaf Curly Dock Dayflower Florida Beggarweed Florida Pusley (partial control) Giant Ragweed (partial control) Hemp sesbania (Coffeeweed) Hophornbeam (partial control) Jimsonweed Joint Kochia Lambsquarter Morning Glory (Annual, Ivyleaf, Entireleaf, Pitted, Tall) (partial control)	Pigweed spp. Prickly Sida Purslane Ragweed (Common) Redroot Pigweed Redvine Redweed Sicklepod (partial control & reduced competition) Smartweed (Pennsylvania) Smooth Pigweed Spurred Anoda Tropic Croton Velvetleaf Venice Mallow Vetch Wild Mustard Wild Poinsettia

Soybeans can be replanted if crop yield is reduced by weather conditions, but **DO NOT** make additional tank mix applications with **CIVIC 3ME** and Scepter®. Important: Adequate moisture in the soil is required for maximum effectiveness of this tank mix.

Follow all precautions and limitations appearing on the labels of each product being mixed. Follow application precautions, rotational instructions, and replanting instructions of each product's label when using tank mixing Scepter with **CIVIC 3ME**. Follow the most restrictive precautions and instructions from all products mixed.

CIVIC 3ME Plus Sonalan® EC Herbicide – Northern Region Only

These products tank mixed together broaden the weed control spectrum compared to either product used alone.

Broadcast Rates per Acre*		Soil Texture
CIVIC 3ME	Sonalan® EC	
2.0 pts. - 2 2/3 pts.	1 1/4 - 2 pts.	Coarse (light) Soils: Loamy sand, sandy loam
2.0 pts. - 2 2/3 pts.	1 3/4 - 2 1/2 pts.	Medium Soils: Loam, silt, silt loam, sandy clay, sandy clay loam
2.0 pts. - 2 2/3 pts.	2 1/4 - 3 pts.	Fine (heavy) Soils: Silty clay, clay loam, silty clay loam, clay

*Use lower to higher rates within the specified range to correspond to the coarser to finer soil types within the textural group.

Rates within the range should correspond to weed pressure.

Broadleaf Weeds and Grasses Controlled		
Grasses	Broadleaf Weeds	
Barnyardgrass Bermudagrass Broadleaf signalgrass Crabgrass(Large & Smooth) Cupgrass (Southwestern & Woolly) Field Sandbur Foxtail (Giant, Green, Purple, Robust, Yellow) Goosegrass Itchgrass Johnsongrass seedling Junglerice Panicum (Common, Fall, & Texas) Red Rice Shattercane Wild Proso Millet	Balloon Vine Black nightshade (partial control) Carpetweed Chickweed Cocklebur Curly Dock Dayflower Florida Beggarweed Florida Pusley (partial control) Hophornbeam (partial control) Jimsonweed Joint Vetch Kochia Lambsquarter Morning Glory (Annual, Ivyleaf, Entireleaf, Pitted, Tall) (partial control)	Pigweed spp. Prickly Sida Prostrate Spurge Purslane Ragweed (Common) Redroot Pigweed Redvine Redweed Smartweed (Pennsylvania) Smooth Pigweed Spurred Anoda Tropic Croton Velvetleaf Venice Mallow Wild Poinsettia

Follow all precautions and limitations appearing on the labels of each product being mixed. Follow application precautions, rotational instructions, and replanting instructions of each product's label when using tank mixing Sonalan® EC with **CIVIC 3ME**. Follow the most restrictive precautions and instructions from all products mixed.

CIVIC 3ME Plus Squadron – Northern Region Only

These products tank mixed together broaden the weed control spectrum compared to either product used alone.

See Squadron label for specific geographic and rainfall restrictions.

Broadcast Rates per Acre		Soil Texture
CIVIC 3ME	Squadron®*	
2.0 - 2 2/3 pts.	1 1/2 - 2 1/4 pts.**	All soil types

*Maximum application rate in Northern Area on the Squadron label is 1 1/2 pts.

**Use the higher rate of Squadron in areas where cocklebur infestation is heavy.

Broadleaf Weeds and Grasses Controlled		
Grasses	Broadleaf Weeds	
Barnyardgrass Bermudagrass Broadleaf signalgrass Crabgrass(Large & Smooth) Cupgrass (Southwestern & Woolly) Field Sandbur Foxtail (Giant, Green, Purple, Robust, Yellow) Goosegrass Itchgrass Johnsongrass seedling Junglerice Panicum (Common, Fall, & Texas) Red Rice Shattercane Wild Proso Millet	Balloon Vine Black nightshade Cocklebur Common Sunflower Curly Dock Dayflower Florida Beggarweed Florida Pusley (partial control) Jimsonweed Joint Vetch Kochia Lambsquarter Morning Glory (Pitted) Pigweed spp. Prickly Sida	Prostrate Spurge Purslane Ragweed (Common) Redroot Pigweed Redvine Redweed Smartweed (Pennsylvania) Smooth Pigweed Spurred Anoda Tropic Croton Velvetleaf Venice Mallow

Follow all precautions and limitations appearing on the labels of each product being mixed. Follow application precautions, rotational instructions, and replanting instructions of each product's label when using tank mixing Squadron with CIVIC 3ME. Follow the most restrictive precautions and instructions from all products mixed.

CIVIC 3ME Plus Squadron – Southern Region Only

These products tank mixed together broaden the weed control spectrum compared to either product used alone.

See Squadron label for specific geographic restrictions

Broadcast Rates per Acre		Soil Texture
CIVIC 3ME	Squadron®*	
2 2/3 - 2 2/3 pts.	2 1/4 - 3 pts.*	All soil types

*Use the higher rate of Squadron in areas where cocklebur and pigweed infestations are heavy.

Broadleaf Weeds and Grasses Controlled		
Grasses	Broadleaf Weeds	
Barnyardgrass Bermudagrass Broadleaf signalgrass Crabgrass(Large & Smooth) Cupgrass (Southwestern & Woolly) Field Sandbur Foxtail (Giant, Green, Purple, Robust, Yellow) Goosegrass Itchgrass Johnsongrass seedling Junglerice Panicum (Common, Fall, & Texas) Red Rice Shattercane Wild Proso Millet	Balloon Vine Black nightshade Cocklebur Common Sunflower Copperleaf Curly Dock Dayflower Florida Beggarweed Florida Pusley (partial control) Jimsonweed Joint Vetch Kochia Lambsquarter Morning Glory (Pitted) Pigweed spp.	Prickly Sida Prostrate Spurge Purslane Ragweed (Common) Redroot Pigweed Redvine Redweed Smartweed (Pennsylvania) Smooth Pigweed Spurred Anoda Tropic Croton Velvetleaf Venice Mallow Wild Poinsettia

Follow all precautions and limitations appearing on the labels of each product being mixed. Follow application precautions, rotational instructions, and replanting instructions of each product's label when using tank mixing Squadron with CIVIC 3ME. Follow the most restrictive precautions and instructions from all products mixed.

CIVIC 3ME Application Followed by Post-emergence Treatment

CIVIC 3ME can be applied alone on soybeans or in a tank mix with other postemergence herbicides approved for use on soybeans to control of emerged weeds as listed on the postemergence herbicide product label. Follow all precautions and limitations appearing on the labels of each product being mixed. Follow application precautions, rotational instructions, and replanting instructions of each product's label. Follow the most restrictive precautions and instructions from all products mixed.

DO NOT apply Classic, Pursuit or Scepter as a post-emergence treatment after *CIVIC 3ME* has been tank mixed with Canopy, Preview, Pursuit Plus, Scepter, or Squadron, unless the their respective product label specifically provides instructions for making such a treatment. Using these products cumulatively can cause injury to soybeans or rotation crops because all of these herbicides share a common mode of action.

CIVIC 3ME Treatment Followed By Treatment with Acifluorfen (Ultra Blazer®) Herbicide

A post-emergence application of acifluorfen after treatment with *CIVIC 3ME* alone will control: Black Nightshade, Cocklebur, Hemp sesbania, Pigweed (Redroot), Pitted Morning Glory, Purple Moonflower, Wild Mustard.

Apply 1 pint per acre of acifluorfen with .25% crop oil concentrate to actively growing weeds that have reached the 4-leaf growth stage (count **only** the fully developed true leaves). This timing correlates to soybean growth stages of the first to third trifoliolate leaves.

NOTE: *CIVIC 3ME* retards weed development, thereby extending the period that acifluorfen can be used effectively. Read and follow all precautions, restrictions, and warnings on all product labels before making any application.

CIVIC 3ME Treatment Followed By Treatment with Scepter® Herbicide

A post-emergence application of Scepter after treatment with *CIVIC 3ME* alone will control: Cocklebur, Common Pigweed, and Wild Poinsettia. Apply Scepter after crop emerges and before weeds reach 12" tall (6" for Wild Poinsettia). Make a broadcast application of 1/3 pint per acre when weeds are actively growing.

DO NOT apply Scepter postemergence when soybeans and weeds are stressed due to extremes in temperature and moisture.

DO NOT exceed 1/3 pint per acre per season of Scepter in the Northern region.

DO NOT exceed 2/3 pint per acre per season in the Southern region.

Squadron and Scepter contain the same active ingredient.

Add a nonionic surfactant or crop oil concentrate to all postemergence applications. The nonionic surfactant must contain at least 80% active ingredient. Apply 2 pints per 100 gallons of spray mixture. Apply the crop oil concentrate (COC) at the rate specified on the COC label.

Read and follow all precautions, restrictions, and warnings on all product labels before making any application.

SUGARCANE

CIVIC 3ME is an effective pre-emergent soil applied treatment for controlling annual grasses and broadleaf weeds in sugarcane.

- Apply 2 2/3 to 3 1/3 pints (1.0 to 1.25 lbs. AI) per acre in 10 to 40 gallons of water per acre on newly planted or ratoon sugarcane using ground equipment.
- Apply to newly planted sugarcane in late summer or early fall.
- Apply to newly planted or ratoon sugarcane in spring through layby.

Sugarcane Precautions

- Off-site movement of *CIVIC 3ME* by spray drift or vapors can cause foliar whitening or plant yellowing. Follow all precautions and instructions in the APPLICATION PRECAUTIONS, SPRAY DRIFT PRECAUTIONS and SPRAY DRIFT MANAGEMENT sections of this label before applying this product.

Sugarcane Restrictions

- **DO NOT** apply *CIVIC 3ME* within 1,200 feet of: Towns and Housing Developments, Commercial Vegetable Production (except peppers, pumpkins, succulent peas, sweet corn, sweet potato, and winter squash), Commercial Fruit/Nut production, Commercial Nurseries, and Commercial Greenhouses.
- **DO NOT** apply when air currents can carry spray particles to areas where sensitive crops and plants are growing.
- **DO NOT** apply when temperature inversions exist.
- Prior to application adjacent properties must be checked. **DO NOT** apply within 300 feet of desirable plants.

Preemergent Banded Treatments

Refer to the directions for banded application in the GROUND APPLICATION INSTRUCTIONS section.

Replanting Instructions

- If the initial planting of newly planted sugarcane does not produce a uniform stand, replant sugarcane in fields treated with *CIVIC 3ME* alone.
- If tank mixing with an approved labeled product, refer to the replant instructions for that product.
- If a tank mix is used, refer to the product's labels for any additional replant instructions, and follow the most restrictive precautions and use directions. If replanting is required, follow the directions under REQUIREMENTS FOR PLANTING TIME APPLICATIONS section.

Replanting Restrictions

- **DO NOT** make a second application of *CIVIC 3ME* if fields have been retreated.
- **DO NOT** replant treated fields with any crop at intervals that are not consistent with the ROTATIONAL CROP RESTRICTIONS on this label.

CIVIC 3ME Rates and Weeds Controlled

Rate	Grasses Controlled
2 2/3 pts. (1.0 lb. AI)	Barnyardgrass, Broadleaf signalgrass, Large & Smooth Crabgrass, Southwestern Cupgrass, Woolly Cupgrass, Field Sandbur, Giant & Green Foxtail, Goosegrass, Itchgrass*, Panicum (Common, Fall, & Texas), Johnsongrass seedling
3 1/3 pts. (1.25 lbs. AI)	All grasses listed above PLUS: Bermudagrass**, Foxtail (Purple, Robust, Yellow), Junglerice (partial control), Shattercane (partial control), Wild Proso Millet (partial control)

*Itchgrass: **DO NOT** incorporate *CIVIC 3ME*. Use 3 1/3 pints for high weed pressure and heavy soil.

**Bermudagrass: *CIVIC 3ME* is effective in delaying Bermudagrass reestablishment when applied immediately after planting sugarcane in late summer or early fall.

CIVIC 3ME Rates and Broadleaf Weeds Controlled

Rate	Broadleaf Weeds Controlled
2 2/3 pts. (1.0 lb. AI)	Velvetleaf, Spurred Anoda, Cocklebur, Common Ragweed, Dayflower, Florida Beggarweed, Jimsonweed, Kochia (partial control), Lambsquarter, Pennsylvania Smartweed (partial control), Prickly Sida, Purslane, Redvine (partial control), Redweed, Tropic Croton, Venice Mallow, Wild Poinsettia
3 1/3 pts. (1.25 lbs. AI)	All broadleaf weeds listed above PLUS: Balloun Vine (partial control), Black nightshade (partial control), Curly Dock, Joint Vetch (partial control), Kochia, Pitted Morning Glory, Pennsylvania Smartweed, Redroot Pigweed (partial control), Smooth Pigweed (partial control)

CIVIC 3ME can be applied in combination with other herbicides registered for use in sugarcane. If using a tank mixture, follow application precautions, rotational instructions, and replanting instructions of each product's label. Follow the most restrictive precautions and instructions from all products mixed.

Crop Rotation Restrictions

- **DO NOT** apply more than 1.25 pounds active ingredient (3 1/3 pints) per acre during one growing season.
- **DO NOT** apply within 120 days prior to harvest on sugarcane for milling.
- **DO NOT** apply aerially or through irrigation equipment.
- **DO NOT** allow livestock to graze on treated sugarcane forage or trash, or feed treated sugarcane forage or trash to livestock.

Rate	Interval	Crop
2 2/3 pts. (1.0 lb. AI)	Anytime	Cotton*, Peppers, Soybeans, Sugarcane, Sweet Potato, Tobacco, Tuberous & Corn Vegetables
	9 Months	All crops listed above PLUS: Cabbage, Field Corn, Popcorn, Seed Corn, Sweet Corn, Cotton, Cucurbits, Dry Beans, Peas, Peanuts, Potatoes, Pumpkins (processing), Rice, Snap Beans, Sorghum, Squash, Sugar Beets, Tomatoes (Transplanted)
	12 Months	All crops
3 1/3 pts. (1.25 lbs. AI)	Anytime	Cotton*, Soybeans, Sugarcane, Sweet Potato, Tobacco, Tuberous & Corn Vegetables
	9 Months	All crops listed above PLUS: Cabbage, Field Corn, Popcorn, Seed Corn, Sweet Corn, Cotton, Cucurbits, Dry Beans, Peanuts, Peas, Peppers, Potatoes, Pumpkins (processing), Rice, Snap Beans, Sorghum, Squash, Sugar Beets, Tomatoes (Transplanted)
	12 Months	All crops

*Cotton: Refer to "Requirements for Planting Time Applications" and "Replanting Instructions" for additional instructions.

Cover crops can be planted at any time, but stand reduction can occur in some areas. **DO NOT** harvest for food, graze, or feed cover crops planted less than 9 months after treatment with *CIVIC 3ME*.

TOBACCO

Make a soil applied treatment of *CIVIC 3ME* prior to weed emergence to control annual grasses and broadleaf weeds.

Do not use on Tobacco Seedling Beds.

Off-site movement of *CIVIC 3ME* by spray drift or vapors can cause foliar whitening or plant yellowing. Follow all precautions and instructions in the APPLICATION PRECAUTIONS, SPRAY DRIFT PRECAUTIONS and SPRAY DRIFT MANAGEMENT sections of this label before applying this product.

DO NOT spray CIVIC 3ME within 300 feet of desirable plants. Check for adequate buffer zone before application.

Pre-emergence Application (Prior to Transplant)

- Apply 2.0 - 2 2/3 pints (0.75 - 1.0 lb. AI) per acre in a single broadcast application in a minimum of 20 gallons of water.
- Use the higher specified rate for heavy weed pressure or heavy soils for maximum control.
- Apply immediately or up to 30 days before transplanting.
- Apply as a surface treatment prior to weed emergence. If weeds emerge prior to preemergence application, cultivate before or immediately preceding treatment.
- If field conditions indicate the need for additional seedbed preparation, use equipment that will move this product no deeper than 1 1/2" - 2".

Pre-emergence Application (Post Transplant)

- Apply 2.0 - 2 2/3 pints (0.75 - 1.0 lb. AI) per acre in a single broadcast application in a minimum of 20 gallons of water.
- Use the higher specified rate for heavy weed pressure or heavy soils for maximum control.
- Make one per season at maximum rate of 2 2/3 pints (1.0 lb. AI) per acre.
- Make an over-the-top treatment to plants immediately, up to 7 days after, or at transplanting, but ensure that application is made prior to emergence of weeds. If weeds emerge before application can be made, cultivate before or immediately preceding treatment.

Combination Applications of *CIVIC 3ME* on Tobacco

Tank mix *CIVIC 3ME* with other herbicides registered for use on tobacco to broaden the weed control spectrum compared to the use of this product applied alone.

CIVIC 3ME can be applied in combination with other insecticides, fungicides and/or nematicides registered for use in tobacco. If using a tank mixture, follow application precautions, rotational instructions, and replanting instructions of each product's label. Follow the most restrictive precautions and instructions from all products mixed.

Use water or liquid fertilizer as a carrier for *CIVIC 3ME* if applied alone, or if tank mixed with other tobacco pesticides unless use directions specifically state otherwise. Refer to the Mixing Instructions for tank mixing instructions.

Tobacco Replanting Instructions

Replanting Instructions

- If the initial planting of newly planted tobacco does not produce a uniform stand, replant tobacco in fields treated with *CIVIC 3ME* alone.
- If tank mixing with an approved labeled product, refer to the replant instructions for that product.
- If a tank mix is used, refer to the product's labels for any additional replant instructions, and follow the most restrictive precautions and use directions. If replanting is required, follow the directions under REQUIREMENTS FOR PLANTING TIME APPLICATIONS section.

Replanting Restrictions

- **DO NOT** make a second application of *CIVIC 3ME* if fields have been retreated.
- **DO NOT** replant treated fields with any crop at intervals that are not consistent with the ROTATIONAL CROP RESTRICTIONS on this label.

CIVIC 3ME Rates and Grasses Controlled in Tobacco

Rate	Grasses Controlled
1 1/3 pts. (0.50 lb. AI)	Suppresses some annual grasses
2.0 pts. (0.75 lb. AI)	All grasses listed above PLUS: Barnyardgrass, Large & Smooth Crabgrass, Field Sandbur, Foxtail (Giant, Green, Robust, Yellow), Goosegrass, Panicum (Common, Fall, & Texas), Johnsongrass seedling (partial control)
2 2/3 pts. (1.0 lb. AI)	All grasses listed above PLUS: Bermudagrass (partial control), Broadleaf Signalgrass, Southwestern Cugrass, Woolly Cugrass (partial control), Seedling Johnsongrass, Shattercane (partial control), Wild Proso Millet (partial control)

CIVIC 3ME Rates and Broadleaf Weeds Controlled in Tobacco

Rate	Broadleaf Weeds Controlled
1 1/3 pts. (0.50 lb. AI) 1 2/3 pts.*	Velvetleaf Spurred Anoda *Use higher rate for heavy weed pressure or heavy soil
2.0 pts. (0.75 lb. AI)	Broadleaf weeds listed above PLUS: Common Ragweed (partial control), Galinsoga, Jimsonweed (partial control), Lambsquarter, Prickly Sida, Purslane, Ladysthumb Smartweed (partial control), Pennsylvania Smartweed (partial control), Venice Mallow
2 2/3 pts. (1.0 lb. AI)	Broadleaf weeds listed above PLUS: Black Seeded Plantain, Cocklebur (partial control), Common Ragweed, Jimsonweed, Kochia, Ladysthumb Smartweed, Pennsylvania Smartweed, Tropic Croton

Tobacco Rotational Crop Restrictions

Cover crops can be planted at any time, but stand reduction can occur in some areas. **DO NOT** harvest for food, graze, or feed cover crops planted less than 9 months after treatment with *CIVIC 3ME*.

CIVIC 3ME Rotational Crop Restrictions for Tobacco in the Northern Region

Rate	Interval	Crop
1 1/3 pts. (0.50 lb. AI)	Anytime	Cabbage (transplanted), Cotton*, Peas, Peppers, Pumpkins (processing), Rice, Soybeans, Squash, Sweet Potato, Tobacco, Tuberous & Corn Vegetables
	9 Months	All crops listed above PLUS: Cabbage (Direct Seeded), Field Corn, Popcorn, Seed Corn, Sweet Corn, Cotton, Cucurbits, Dry Beans, Peanuts, Potatoes, Snap Beans, Sorghum, Sugar Beets, Tomatoes (Transplanted)
	12 Months	All crops listed above PLUS: Tomatoes (all), Wheat
	16 Months	All crops
2.0 pts. (0.75 lb. AI)	Anytime	Cotton*, Peppers, Rice, Soybeans, Winter Squash, Sweet Potato, Tobacco, Tuberous & Corn Vegetables
	9 Months	All crops listed above PLUS: Cabbage, Field Corn, Popcorn, Seed Corn, Sweet Corn, Cotton, Cucurbits, Dry Beans, Peanuts, Peas, Potatoes, Pumpkins (processing), Rice, Snap Beans, Sorghum, Summer Squash, Sugar Beets, Tomatoes (Transplanted)
	12 Months	All crops listed above PLUS: Tomatoes (all), Wheat
	16 Months	All crops

CIVIC 3ME Rotational Crop Restrictions for Tobacco in the Northern Region (Cont'd)

Rate	Interval	Crop
2 2/3 pts. (1.0 lb. AI)	Anytime	Cotton*, Peppers, Soybeans, Sweet Potato, Tobacco, Tuberous & Corn Vegetables
	9 Months	All crops listed above PLUS: Cabbage, Field Corn, Popcorn, Cotton, Cucurbits, Dry Beans, Peanuts, Peas, Potatoes, Pumpkins (processing), Rice, Snap Beans, Sorghum, Squash, Sugar Beets, Tomatoes (Transplanted)
	12 Months	All crops listed above PLUS: Seed Corn, Sweet Corn, Tomatoes (all), Wheat
	16 Months	All crops

*Cotton: Refer to "Requirements for Planting Time Applications" and "Replanting Instructions" for additional instructions.

CIVIC 3ME Rotational Crop Restrictions for Tobacco in the Southern Region

Rate	Interval	Crop
1 1/3 pts. (0.50 lb. AI)	Anytime	Cabbage (transplanted), Cotton*, Peas, Peppers, Pumpkins (processing), Rice, Soybeans, Squash, Sweet Potato, Tobacco, Tuberous & Corn Vegetables
	9 Months	All crops listed above PLUS: Cabbage (Direct Seeded), Field Corn, Popcorn, Seed Corn, Sweet Corn, Cotton, Cucurbits, Dry Beans, Peanuts, Potatoes, Snap Beans, Sorghum, Sugar Beets, Tomatoes (Transplanted)
	12 Months	All crops
2.0 pts. - 2.2/3 pts. (0.75 - 1.0 lb. AI)	Anytime	Cotton*, Peppers, Rice, Soybeans, Winter Squash (2.0 pts.), Sweet Potato, Tobacco, Tuberous & Corn Vegetables
	9 Months	All crops listed above PLUS: Cabbage, Field Corn, Popcorn, Seed Corn, Sweet Corn, Cotton, Cucurbits, Dry Beans, Peanuts, Peas, Potatoes, Pumpkins (processing), Rice, Snap Beans, Sorghum, Summer Squash, Sugar Beets, Tomatoes (Transplanted)
	12 Months	All crops
3 1/3 pts. (1.25 lb. AI)	Anytime	Cotton*, Soybeans, Sweet Potato, Tobacco, Tuberous & Corn Vegetables
	9 Months	All crops listed above PLUS: Cabbage, Field Corn, Popcorn, Seed Corn, Sweet Corn, Cotton, Cucurbits, Dry Beans, Peanuts, Peas, Peppers, Potatoes, Pumpkins (processing), Rice, Snap Beans, Sorghum, Squash, Sugar Beets, Tomatoes (Transplanted)
	12 Months	All crops

*Cotton: Refer to "Requirements for Planting Time Applications" and "Replanting Instructions" for additional instructions.

VEGETABLE CROPS

IMPORTANT: Read Before Use

Preemergence ground treatments of CIVIC 3ME can cause crop injury, or even loss to the following crops: Succulent snap beans, brassica (head and stem subgroup 5A), cucumbers, melons, succulent peas, peppermint, peppers, spearmint, squash (including processed pumpkin varieties), sweet potatoes, and tuberous and corn vegetables.

CIVIC 3ME can be used as a soil applied treatment prior to weed emergence to suppress and/or control annual grasses and broadleaf weeds in snap beans (succulent), brassica (head and stem subgroup 5A), cucumbers, peas (succulent), peppers, squash (including processing pumpkins) and sweet potatoes.

Make a single application in a minimum of 10 gallons of water per acre at the rate(s) specified in the individual crop listings sections below. Apply to soil prior to weed emergence, prior to vegetable seeding or transplanting, or after vegetable seeding, but prior to crop emergence. Place seed or roots of the transplants below the chemical barrier when planting.

Tank mix CIVIC 3ME with other herbicides registered for use on vegetables to broaden the weed control spectrum compared to the use of this product applied alone. If using a tank mixture, follow application precautions, rotational instructions, and replanting instructions of each product's label. Follow the most restrictive precautions and instructions from all products mixed.

Use water or liquid fertilizer as a carrier for CIVIC 3ME if applied alone, or if tank mixed with other tobacco pesticides unless use directions specifically state otherwise. Refer to the Mixing Instructions for tank mixing instructions.

Place seeds or roots of the transplants below the chemical barrier when planting.

Vegetable Precautions

Off-site movement of CIVIC 3ME by spray drift or vapors can cause foliar whitening or plant yellowing. Follow all precautions and instructions in the APPLICATION PRECAUTIONS, SPRAY DRIFT PRECAUTIONS and SPRAY DRIFT MANAGEMENT sections of this label before applying this product.

Vegetable Restrictions

DO NOT spray CIVIC 3ME within 300 feet of desirable plants. Check for adequate buffer zone before application.

Crop Use Directions/Restrictions

Snap Beans (Succulent)

- Apply broadcast at 0.4 to 0.67 pint per acre.
- Use the lower specified rate on coarse soils and the higher specified rate on fine soils.
- Refer to the soil texture chart and the Precautions/Restrictions sections below for additional information.

Snap Bean Restrictions:

- **DO NOT** apply within 45 days of harvest.
- **DO NOT** make more than one application per season.

Brassica (head and stem subgroup 5A)

- Direct Seeded Cabbage - apply broadcast at 0.67 pints per acre.
- Transplant Cabbage - apply broadcast at 0.67 to 1.3 pints per acre.
- Use the lower specified rate on coarse soils and the higher specified rate on fine soils.
- Refer to the soil texture chart and the Precautions/Restrictions sections below for additional information.

Brassica (head and stem subgroup 5A) Restrictions:

- **DO NOT** apply within 45 days of harvest.
- **DO NOT** make more than one application per season.

Cucumber

- Apply broadcast at 0.4 to 1 pint per acre.
- Use the lower specified rate on coarse soils and the higher specified rate on fine soils.
- Refer to the soil texture chart and the Precautions/Restrictions sections below for additional information.

Cucumber Restrictions:

- **DO NOT** apply within 45 days of harvest.
- **DO NOT** make more than one application per season.

Muskmelon & Watermelon

- Apply broadcast at 0.4 to 0.67 pint per acre.
- Use the lower specified rate on coarse soils and the higher specified rate on fine soils.
- Refer to the soil texture chart and the Precautions/Restrictions sections below for additional information.

Peas (Succulent)

- Apply broadcast at 1.3 pints per acre.
- Refer to the soil texture chart and the Precautions/Restrictions sections below for additional information.

Pea Restrictions:

- **DO NOT** make more than one application per season.

Peppers

- Apply broadcast at 0.67 to 2.67 pints per acre.
- Use the lower specified rate on coarse soils and the higher specified rate on fine soils.
- Refer to the soil texture chart and the Precautions/Restrictions sections below for additional information.

Pepper Restrictions:

- **DO NOT** make more than one application per season.
- Not registered for use on banana peppers.

Squash (including Processing Pumpkin Varieties)

- Winter squash: Apply broadcast prior to seeding or transplanting, at 0.67 to 2 pints per acre.
- Summer squash: Apply broadcast prior to seeding or transplanting, at 0.67 to 1.33 pints per acre.
- Use the lower specified rate on coarse soils and the higher specified rate on fine soils.
- Refer to the soil texture chart and the Precautions/Restrictions sections below for additional information.

Alternative Treatment for Squash:

- Apply as a pre-emergent (to weeds) soil surface treatment before, or just prior to transplanting, to row middles between plastic covered beds.
- Use rates as noted for summer and winter squash above.
- **DO NOT** apply to soil that will be covered with plastic mulch.
- Refer to the soil texture chart and the Precautions/Restrictions sections below for additional information.

Squash Restrictions:

- **DO NOT** apply within 45 days of harvest.
- **DO NOT** make more than one application per season.
- **DO NOT** use on Jack-O-Lantern pumpkins.
- **DO NOT** use on the following varieties and/or cultivars of squash: NK530, NK580, Turks Turban, Golden Delicious, all Banana types, and all other Cucurbita maxima types that have a pink or burnt orange coloration at harvest.

Sweet Potatoes

- Apply broadcast at 1.3 to 4.0 pints per acre.
- Use the lower specified rate on coarse soils and the higher specified rate on fine soils.
- Refer to the soil texture chart and the Precautions/Restrictions sections below for additional information.

Alternative Treatment for Sweet Potatoes:

- Make a single application post-transplant prior to weed emergence at a maximum of 4.0 pints per acre.
- Refer to the soil texture chart and the Precautions/Restrictions sections below for additional information.

Sweet Potato Restrictions:

- **DO NOT** apply within 95 days of harvest (or 125 days if more than 3.3 pints per acre was applied).

Tuberous and Corm Vegetables (Arracacha, Cassava, Taniar, Yams)

- Make a broadcast application at 2 to 3.3 pints per acre.
- Use the lower specified rate on coarse soils and the higher specified rate on fine soils.
- Refer to the soil texture chart and the Precautions/Restrictions sections below for additional information.

Tuberous and Corm Vegetables (Arracacha, Cassava, Taniar, Yams) Restrictions:

- **DO NOT** apply within 125 days of harvest.
- **DO NOT** make more than one application per season.

SOIL TEXTURES*:

Select specified rates within the range based on light to heavy soil types within a textural group:

Coarse (light) soils: sand, loamy sand, sandy loam

Medium soils: loam, silt, silt loam, sandy clay, sandy clay loam

Fine (heavy) soils: silty clay, clay loam, silty clay loam, clay

CIVIC 3ME Rates and Grasses Controlled in Vegetable Crops

Rate Per Acre	Grasses Controlled
0.4 - 1 pt. (0.15-0.38 lb. A)	Suppresses/Partially Controls: Barnyardgrass, Large & Smooth Crabgrass, Foxtail (Giant, Green, Robust), Goosegrass, Panicum (Common & Fall)
1 - 1.3 pts. (0.38-0.5 lb. A)	Suppresses/All grasses listed above PLUS: Field Sandbur (suppression/partial control), Johnsongrass seedling (suppression/partial control)
1.3 - 4 pts. (0.5 - 1.5 lbs. A)	All grasses listed above PLUS: Yellow Foxtail Controls seedling Johnsongrass at 1 - 1.5 pts./acre

CIVIC 3ME Rates and Broadleaf Weeds Controlled in Vegetable Crops

Rate Per Acre	Broadleaf Weeds Controlled
0.4 - 1 pt. (0.15 - 0.38 lb. A)	Partially controls: Galinsoga spp., Lambsquarters, Spurred Anoda, Velvetleaf
1 - 1.3 pts. (0.38-0.5 lb. A)	Suppresses/Partially Controls Broadleaf weeds listed above PLUS: Prickly Sida, Venice Mallow
1.3 - 4 pts. (0.5 - 1.5 lbs. A)	Suppresses/Partially Controls Broadleaf weeds listed above PLUS: Common Ragweed*, Jimsonweed*, Purslane, Smartweed*

*Controlled at 1 - 1.5 lbs. A/A

Vegetable Replanting Instructions

- If the initial planting of newly planted vegetables or seeds **DO NOT** produce a uniform stand, replant vegetables in fields treated with *CIVIC 3ME* alone.
- If tank mixing with an approved labeled product, refer to the replant instructions for that product.
- If a tank mix is used, refer to the product's labels for any additional replant instructions, and follow the most restrictive precautions and use directions. If replanting is required, follow the directions under REQUIREMENTS FOR PLANTING TIME APPLICATIONS section.

Vegetable Replanting Restrictions

- **DO NOT** retreat field with a second application of *CIVIC 3ME*.
- **DO NOT** replant treated fields with any crop at intervals that are not consistent with the Rotational Crop Restrictions on this label.
- If a tank mix is used, refer to the product's labels for any additional replant instructions, and follow the most restrictive precautions and use directions. If replanting is required, follow the directions under REQUIREMENTS FOR PLANTING TIME APPLICATIONS section.

Vegetable Rotational Crop Precautions

- Cover crops can be planted at any time, but stand reduction can occur in some areas.
- Rotate crops as listed below to avoid crop injury.
- Refer to sections headed "Rotational Cropping Precautions" and "Product Information" for additional information.
- If using *CIVIC 3ME* with other herbicides registered for use on vegetables always refer to rotational restrictions and precautions on the other product's label. The most restrictive label language applies.

Vegetable Rotational Crop Restrictions

- **DO NOT** harvest for food, graze, or feed cover crops planted less than 9 months after treatment with *CIVIC 3ME*.

CIVIC 3ME Rotational Crop Restrictions for Vegetables

Rate	Interval	Crop
0.4 - 0.67 pt. (0.15 - 0.25 lb. AI)	Anytime	Beans (succulent), Cabbage (all), Cotton*, Cucurbits, Peas, Peppers, Rice, Soybeans, Sweet Potato, Tobacco, Tuberous & Corn Vegetables
	9 Months	All crops listed above PLUS: Beans (dry), Field Corn, Popcorn, Seed Corn, Sweet Corn, Cotton, Peanuts, Potatoes, Sorghum, Sugar Beets, Tomatoes (Transplanted)
	12 Months	All crops listed above PLUS: Tomatoes (direct seeded), Wheat
	16 Months	All crops
1.0 pt. (0.38 lb. AI)	Anytime	Cabbage (transplant), Cotton*, Cucurbits, Peas, Peppers, Rice, Soybeans, Sweet Potatoes, Tobacco, Tuberous & Corn Vegetables
	9 Months	All crops listed above PLUS: Beans (succulent & dry), Cabbage (direct seeded), Field Corn, Popcorn, Seed Corn, Sweet Corn, Cotton, Peanuts, Potatoes, Sorghum, Tomatoes (Transplanted)
	12 Months	All crops listed above PLUS: Tomatoes (direct seeded), Wheat
	16 Months	All crops
1.3 pts. (0.5 lb. AI)	Anytime	Cabbage (transplant), Cotton*, Peas, Peppers, Rice, Soybeans, Sweet Potato, Tobacco, Tuberous & Corn Vegetables
	9 Months	All crops listed above PLUS: Beans (succulent & dry), Cabbage (dry seeded), Field Corn, Popcorn, Seed Corn, Sweet Corn, Cotton, Cucurbits, Peanuts, Potatoes, Sorghum, Sugar Beets, Tomatoes (Transplanted)
	12 Months	All crops listed above PLUS: Tomatoes (direct seeded), Wheat
	16 Months	All crops
2.0 pts. (0.75 lb. AI)	Anytime	Cotton*, Peppers, Rice, Soybeans, Squash (winter), Sweet Potatoes, Tobacco, Tuberous & Corn Vegetables
	9 Months	All crops listed above PLUS: Beans (succulent & dry), Cabbage (dry seeded & transplant), Field Corn, Peas, Popcorn, Seed Corn, Sweet Corn, Cotton, Cucurbits, Peanuts, Potatoes, Rice, Sorghum, Sugar Beets, Tomatoes (Transplanted)
	12 Months	All crops listed above PLUS: Tomatoes (direct seeded), Wheat
	16 Months	All crops
2.67 - 3.3 pts. (1.0 - 1.25 lbs. AI)	Anytime	Cotton*, Peppers (2.67 pt.), Soybeans, Sweet Potatoes, Tobacco, Tuberous & Corn Vegetables
	9 Months	All crops listed above PLUS: Beans (succulent & dry), Cabbage (dry seeded), Field Corn, Popcorn, Cotton, Cucurbits, Peanuts, Peppers, Potatoes, Soybeans, Sorghum, Sweet Potatoes, Sugar Beets, Tobacco, Tomatoes (Transplanted), Tuberous & Corn Vegetables
	12 Months	All crops listed above PLUS: Seed Corn, Sweet Corn, Tomatoes (direct seeded), Wheat
	16 Months	All crops
4 pts. (1.5 lbs. AI)	Anytime	Sweet Potatoes
	9 Months	All crops listed above PLUS: Beans (succulent & dry), Cabbage (dry seeded), Field Corn, Popcorn, Cotton, Cucurbits, Peanuts, Peppers, Potatoes, Sorghum, Soybeans, Sugar Beets, Tobacco, Tomatoes (Transplanted), Tuberous & Corn Vegetables
	12 Months	All crops listed above PLUS: Seed Corn, Sweet Corn, Tomatoes (direct seeded)
	16 Months	All crops

*Cotton: Refer to "Requirements for Planting Time Applications" and "Replanting Instructions" for additional instructions.

PEPPERMINT AND SPEARMINT

Review the disclaimer located directly under the heading "Vegetable Crops".

Make a pre-emergent application of *CIVIC 3ME* at 1.3 pints per acre (0.5 lb. A/A) to the soil surface to control annual grasses and broadleaf weeds

Grasses Controlled in Peppermint and Spearmint

Grasses Controlled

Suppresses/Partially Controls: Barnyardgrass, Large & Smooth Crabgrass, Foxtail (Giant, Green, Robust), Goosegrass, Panicum (Common & Fall)

Broadleaf Weeds Controlled in Peppermint and Spearmint

Broadleaf Weeds Controlled

Controls: Velvetleaf

Suppresses/Partially controls: Galinsoga spp., Lambsquarters, Spurred Anoda, Venice Mallow

Peppermint and Spearmint Precautions

- Cover crops can be planted at any time, but stand reduction can occur in some areas.

Peppermint and Spearmint Restrictions

- **DO NOT** apply within 84 days of harvest.
- **DO NOT** make more than one application per season.
- **DO NOT** apply more than 0.5 lb. Al per acre clomazone (1.3 pts. per acre *CIVIC 3ME*) per application.

Peppermint and Spearmint Rotational Crop Restrictions

- Rotate crops as listed below to avoid crop injury.
- Refer to sections headed "Rotational Cropping Precautions" and "Product Information" for additional information.
- If using *CIVIC 3ME* with other herbicides registered for use on vegetables always refer to rotational restrictions and precautions on the other product's label. The most restrictive label language applies.
- **DO NOT** harvest for food, graze, or feed cover crops planted less than 9 months after treatment with *CIVIC 3ME*.

CIVIC 3ME Rotational Crop Restrictions for Peppermint and Spearmint

INTERVAL	CROP
Anytime	Cabbage (transplant), Cotton*, Peas, Peppers, Rice, Soybeans, Squash, Sweet Potatoes, Tobacco, Tuberosus & Corn Vegetables
9 Months	All crops listed above PLUS: Beans (succulent & dry), Cabbage (Direct Seeded), Field Corn, Popcorn, Seed Corn, Sweet Corn, Cotton, Cucurbits, Peanuts, Potatoes, Sorghum, Sugar Beets, Tomatoes (Transplanted)
12 Months	All crops listed above PLUS: Tomatoes (direct seeded), Wheat
16 Months	All crops

*Cotton: Refer to "Requirements for Planting Time Applications" and "Replanting Instructions" for additional instructions.

MIXING AND HANDLING INSTRUCTIONS FOR BULK/MINI-BULK CONTAINERS

CIVIC 3ME is a microencapsulated herbicide and requires a diaphragm type pump in order to maintain product quality. **Do not use gear or piston-type pumps.** The following pumps are suitable for moving *CIVIC 3ME* from the 265 gallon Bulk drum into spray tanks, mixing systems, or dedicated repackaging minibulk tanks*:

Tuthill Fill-Rite Chemtraveller portable transfer pump

Scienco Caddy-SS portable transfer pump

Scienco DD6 pump

Tuthill Fill-Rite Series 400 diaphragm pumps

Dispensing Instructions:

When ready to dispense *CIVIC 3ME* from the Bulkdrum, the dealer/applicator must recirculate the product in the container, for at least 15 minutes. This can be done by hooking a portable pump such as listed above to the bottom bung, opening the valve and directing the outlet nozzle into the 6" top port (seal must be broken). Directing the nozzle stream into the corners will ensure more complete turning of the product volume. Once the product is thoroughly circulated, the dealer/applicator may then begin the process of dispensing *CIVIC 3ME* into the dedicated repackaging minibulk container(s)*, or spray tank, loading or mixing system. Rinse the empty Bulkdrum container and transfer the rinsate directly to the mix or spray tank.

The dealer/applicator must wear proper clothing as listed on the *CIVIC 3ME* label.

*Any dealer wishing to repackage *CIVIC 3ME* must comply with all Federal, State and local laws pertaining to bulk herbicide handling and possess a signed repackaging agreement from Innvictis Crop Care, LLC

STORAGE AND DISPOSAL

DO NOT contaminate water, food, or feed by storage or disposal.

PESTICIDE STORAGE: STORE ABOVE -4 °F TO KEEP PRODUCT FROM FREEZING. If frozen, thaw before use. Observe recirculation directions under Mixing and Handling Instructions for Bulk/Mini-Bulk Containers. Keep out of reach of children and animals. Store in original containers only. Store in a dry place. Carefully open containers. After partial use, replace lids and close tightly. **DO NOT** put concentrate or dilute material into food or drink containers. In case of spill, avoid contact, isolate area and keep out animals and unprotected persons. Confine spills. To confine spill: Dike surrounding area or absorb with sand, cat litter or commercial clay. Place damaged package in a holding container. Identify contents.

PESTICIDE DISPOSAL: Pesticide wastes are toxic. Improper disposal of excess pesticide, spray mixture, or rinsate is a violation of Federal law. If these wastes cannot be disposed of by use according to label instructions, contact your State Pesticide or Environmental Control Agency or the Hazardous Waste representative at the nearest EPA Regional Office for guidance.

CONTAINER DISPOSAL

Plastic: Non-refillable Containers: **DO NOT** reuse or refill this container. Triple rinse container (or equivalent) promptly after emptying. Triple rinse as follows: Empty the remaining contents into application equipment or a mix tank and continue to drain for 10 seconds after the flow begins to drip. Fill the container 1/4 full with water and recap. Shake for 10 seconds. Pour rinsate into application equipment or a mix tank or store rinsate for later use or disposal. Drain for 10 seconds after the flow begins to drip. Repeat this procedure two more times. Then offer for recycling or reconditioning, or puncture and dispose of in a sanitary landfill or by incineration, or if allowed by State and local authorities, by burning. If burned, stay out of smoke.

Returnable/Refillable Sealed Containers: Refill this container with pesticide only. **DO NOT** reuse this container for any other purpose. **DO NOT** rinse container. **DO NOT** empty remaining formulated product. **DO NOT** break seals. Return intact to point of purchase. Cleaning the container before final disposal is the responsibility of the person disposing of the container. Cleaning before refilling is the responsibility of the refiller. To clean the container before final disposal, empty the remaining contents from this container into application equipment or mix tank. Fill the container about 10 percent full with water. Agitate vigorously or recirculate water with the pump for 2 minutes. Pour or pump rinsate into application equipment or rinsate collection system. Repeat this rinsing procedure two more times.

Mini-Bulk Containers: These containers are property of Invictis Crop Care, LLC and are returnable to Invictis Crop Care, LLC at Invictis Crop Care, LLC's discretion. These containers are provided for repackaging of *CIVIC 3ME* and should not be filled with any other product.

Bulk Drums: *CIVIC 3ME* Bulk drums are returnable to Invictis Crop Care, LLC for reuse when the container is completely empty. Bulk drums containing product in excess of 1 gallon cannot be accepted for return.

Container Precautions: Before refilling, inspect thoroughly for damage such as cracks, punctures, bulges, dents, abrasions, and damaged or worn threads on closure devices. After filling and before transporting, check for leaks. **DO NOT** refill or transport a damaged or leaking container.

*Any dealer wishing to repackage *CIVIC 3ME* must comply with all Federal, State and local laws pertaining to bulk herbicide handling and possess a signed repackaging agreement from Invictis Crop Care, LLC.

IMPORTANT: READ BEFORE USE

NOTICE: Read the entire Directions for Use and Conditions of Sale and Limitation of Warranty and Liability before buying or using this product. If the terms are not acceptable, return the unopened product container at once.

By using the product, user or buyer accepts the following Conditions, Disclaimer of Warranties and Limitations of Liability.

CONDITIONS: The directions for use of this product are believed to be adequate and must be followed carefully. However, it is impossible to eliminate all risks associated with the use of this product. Crop injury, ineffectiveness or other unintended consequences may result because of such factors as weather conditions, presence of other materials, or the manner of use or application, all of which are beyond the control of Invictis Crop Care, LLC. To the extent consistent with applicable law, such risks shall be assumed by the user or buyer.

DISCLAIMER OF WARRANTIES: TO THE EXTENT CONSISTENT WITH APPLICABLE LAW, INVICTIS CROP CARE, LLC. MAKES NO OTHER WARRANTIES, EXPRESS OR IMPLIED, OF MERCHANTABILITY OR OF FITNESS FOR A PARTICULAR PURPOSE OR OTHERWISE, THAT EXTEND BEYOND THE STATEMENTS MADE ON THIS LABEL. To the extent consistent with applicable law, no agent of Invictis Crop Care, LLC is authorized to make any warranties beyond those contained herein or to modify the warranties contained herein. TO THE EXTENT CONSISTENT WITH APPLICABLE LAW, INVICTIS CROP CARE, LLC DISCLAIMS ANY LIABILITY WHATSOEVER FOR SPECIAL, INCIDENTAL OR CONSEQUENTIAL DAMAGES RESULTING FROM THE USE OR HANDLING OF THIS PRODUCT.

LIMITATIONS OF LIABILITY: TO THE EXTENT CONSISTENT WITH APPLICABLE LAW, THE EXCLUSIVE REMEDY OF THE USER OR BUYER FOR ANY AND ALL LOSSES, INJURIES OR DAMAGES RESULTING FROM THE USE OR HANDLING OF THIS PRODUCT, WHETHER IN CONTRACT, WARRANTY, TORT, NEGLIGENCE, STRICT LIABILITY OR OTHERWISE, SHALL NOT EXCEED THE PURCHASE PRICE PAID OR AT INVICTIS CROP CARE, LLC'S ELECTION, THE REPLACEMENT OF PRODUCT.

CANOPY, GLEAN, LEXONE, LOROX, and LOROX PLUS are registered trademarks of E.I. duPont de Nemours and Co., Inc.

SONALA and TREFLAN are registered Trademarks of Dow AgroSciences, LLC

LASSO and ROUNDUP are registered trademarks of Monsanto Company

SENCOR is a registered trademark of Bayer AG

PROWL, PURSUIT, SCEPTER, SQUADRON, and TRI-SCEPT are registered trademarks of BASF

DUAL is a registered trademark of Syngenta Group Corporation

BLAZER is a registered trademark of United Phosphorus, Inc.

CIVIC™ 3ME

Agricultural And Commercial Herbicide Used To Control Weeds On Snap Beans (Succulent), Brassica (Head And Stem Subgroup 5a), Cucumbers, Cotton, Melons (Muskmelons And Watermelons), Peas (Succulent), Peppermint, Peppers, Rice, Soybeans, Spearmint, Squash, Sugarcane, Sweet Potatoes, Tobacco, And Tuberous And Corn Vegetables.

FOR FORMULATION USE ONLY IN CALIFORNIA

ACTIVE INGREDIENT:		
Clomazone; 2-(2-Chlorophenyl)methyl-4, 4-dimethyl-3-isoxazolidinone	31.10%	
OTHER INGREDIENTS:	68.90%	
TOTAL:	100.00%	

Contains 3.0 pounds active ingredient per gallon

KEEP OUT OF REACH OF CHILDREN CAUTION

SEE INSIDE BOOKLET FOR FIRST AID AND ADDITIONAL PRECAUTIONARY STATEMENTS

FIRST AID

IF IN EYES: Hold eye open and rinse slowly and gently with water for 15-20 minutes. Remove contact lenses, if present, after the first 5 minutes, then continue rinsing eye. Call a poison control center or doctor for treatment advice.

IF ON SKIN OR CLOTHING: Take off contaminated clothing. Rinse skin immediately with plenty of water for 15-20 minutes. Call a poison control center or doctor for treatment advice.

IF SWALLOWED: Call a poison control center or doctor immediately for treatment advice. Have person sip a glass of water if able to swallow. **DO NOT** induce vomiting unless told to do so by the poison control center or doctor. **DO NOT** give anything by mouth to an unconscious person.

IF INHALED: Move person to fresh air. If person is not breathing, call 911 or an ambulance, then give artificial respiration, preferably mouth-to-mouth, if possible. Call a poison control center or doctor for further treatment advice.

Have the product container or label with you when calling a poison control center or doctor, or going for treatment. For emergency medical information concerning this product, call the poison control center at 1-800-222-1222.

PRECAUTIONARY STATEMENTS

HAZARDS TO HUMANS AND DOMESTIC ANIMALS

CAUTION: Causes moderate eye irritation. Avoid contact with eyes or clothing. Prolonged or frequently repeated skin contact may cause allergic reactions in some individuals.

USER SAFETY RECOMMENDATIONS

Users Should: Wash hands before eating, drinking, chewing gum, using tobacco or using the toilet. Remove clothing immediately if pesticide gets inside. Then wash thoroughly and put on clean clothing. Remove PPE immediately after handling this product. Wash outside of gloves before removing. As soon as possible, wash thoroughly and change into clean clothing.

ENVIRONMENTAL HAZARDS

DO NOT apply directly to water, to areas where surface water is present, or to intertidal areas below the mean high water mark. **DO NOT** apply when weather conditions favor drift from the area treated. **DO NOT** apply where runoff is likely to occur. **DO NOT** contaminate water when disposing of equipment washwaters. Apply this product only as specified on this label.



Distributed By:
INNVICTUS CROP CARE, LLC™
4850 Hahns Peak Drive, Suite 200
Loveland, CO 80538

PHYSICAL OR CHEMICAL HAZARDS

DO NOT use or store near heat or open flame.

IMPORTANT: READ BEFORE USE

Off-site movement of *CIVIC 3ME* by spray drift or vapors can cause foliar whitening or plant yellowing. Follow all precautions and instructions in the APPLICATION PRECAUTIONS, SPRAY DRIFT PRECAUTIONS and SPRAY DRIFT MANAGEMENT sections of this label when applying this product.

DIRECTIONS FOR USE

It is a violation of Federal law to use this product in a manner inconsistent with its labeling.

DO NOT apply this product aerially or through any type of irrigation system.

DO NOT apply this product in a way that will contact workers or other persons, either directly or through drift. Only protected handlers may be in the area during application. For any requirements specific to your State or Tribe, consult the agency responsible for pesticide regulation.

AGRICULTURAL USE REQUIREMENTS

Use this product only in accordance with its labeling and with the Worker Protection Standard, 40 CFR Part 170. This Standard contains requirements for the protection of agricultural workers on farms, forests, nurseries, and greenhouses, and handlers of agricultural pesticides. It contains requirements for training, decontamination, notification, and emergency assistance. It also contains specific instructions and exceptions pertaining to the statements on this label about personal protective equipment (PPE), and restricted-entry interval. The requirements in this box only apply to uses of this product that are covered by the Worker Protection Standard.

DO NOT enter or allow worker entry into treated areas during the restricted entry interval (REI) of 12 hours.

Exception: If the product is soil-injected or soil-incorporated, the Worker Protection Standard under certain circumstances, allows workers to enter the treated area if there will be no contact with anything that has been treated.

PPE required for early entry to treated areas that is permitted under the Worker Protection Standard and that involves contact with anything that has been treated, such as plants, soil, or water, is: 1. Coveralls 2. Chemical-resistant gloves such as Barrier Laminate or Butyl Rubber, or Nitrile Rubber or Viton 3. Shoes plus socks

STORAGE AND DISPOSAL

DO NOT contaminate water, food, or feed by storage or disposal.

PESTICIDE STORAGE: STORE ABOVE -4 °F TO KEEP PRODUCT FROM FREEZING. If frozen, thaw before use. Observe recirculation directions under Mixing and Handling Instructions for Bulk/Mini-Bulk Containers. Keep out of reach of children and animals. Store in original containers only. Store in a dry place. Carefully open containers. After partial use, replace lids and close tightly. **DO NOT** put concentrate or dilute material into food or drink containers. In case of spill, avoid contact, isolate area and keep out animals and unprotected persons. Confine spills. To confine spill: Dike surrounding area or absorb with sand, cat litter or commercial clay. Place damaged package in a holding container. Identify contents.

PESTICIDE DISPOSAL: Pesticide wastes are toxic. Improper disposal of excess pesticide, spray mixture, or rinsate is a violation of Federal law. If these wastes cannot be disposed of by use according to label instructions, contact your State Pesticide or Environmental Control Agency or the Hazardous Waste representative at the nearest EPA Regional Office for guidance.

CONTAINER DISPOSAL

Plastic Non-refillable Containers: **DO NOT** reuse or refill this container. Triple rinse container (or equivalent) promptly after emptying. Triple rinse as follows: Empty the remaining contents into application equipment or a mix tank and continue to drain for 10 seconds after the flow begins to drip. Fill the container 1/4 full with water and recap. Shake for 10 seconds. Pour rinsate into application equipment or a mix tank or store rinsate for later use or disposal. Drain for 10 seconds after the flow begins to drip. Repeat this procedure two more times. Then offer for recycling or reconditioning, or puncture and dispose of in a sanitary landfill or by incineration, or, if allowed by State and local authorities, by burning. If burned, stay out of smoke.



8 12831 02352 9

EPA REG. No.: 87290-55-89391
EPA Est. No.: 5905-CA-01 (HW)

NET CONTENTS: 2.5 Gal (9.46 L)

111214BD110915