
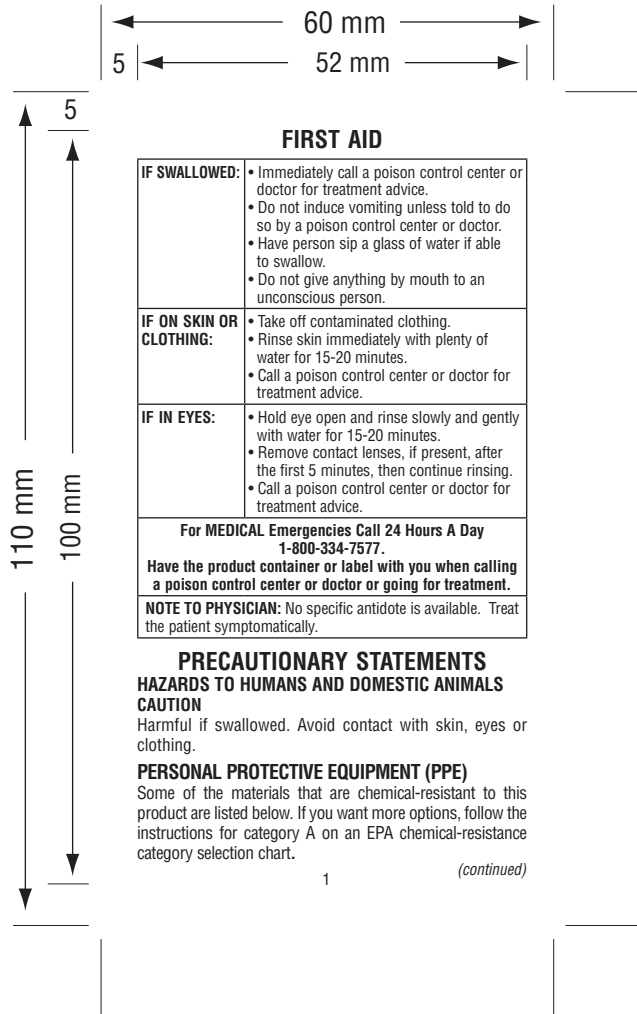


US05768399H (141028) LABMC OLYMPUS 27 OZ. - 11/20/14





FIRST AID

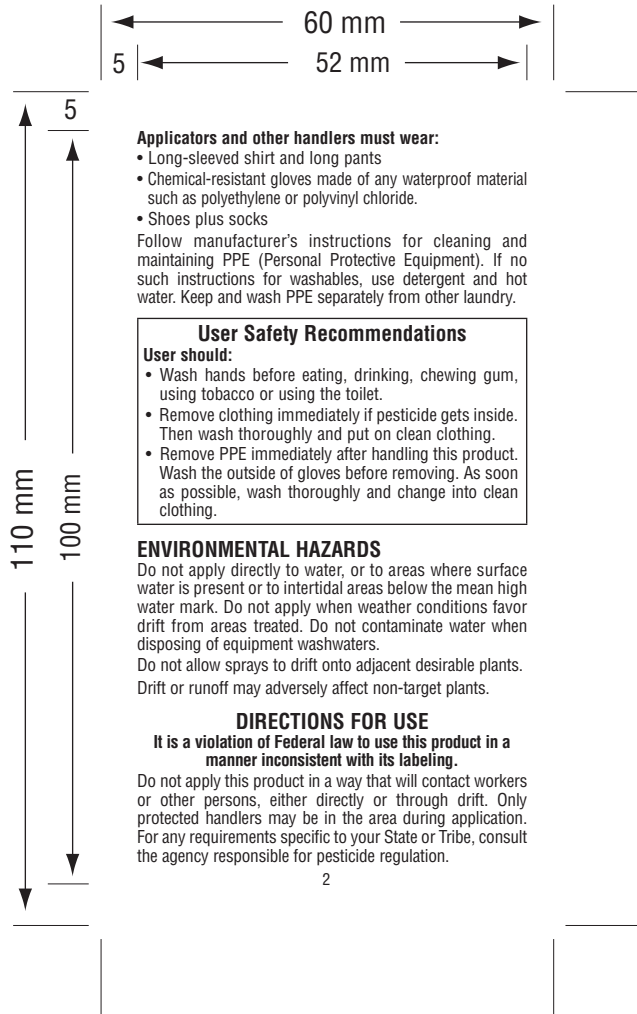
IF SWALLOWED:	<ul style="list-style-type: none"> • Immediately call a poison control center or doctor for treatment advice. • Do not induce vomiting unless told to do so by a poison control center or doctor. • Have person sip a glass of water if able to swallow. • Do not give anything by mouth to an unconscious person.
IF ON SKIN OR CLOTHING:	<ul style="list-style-type: none"> • Take off contaminated clothing. • Rinse skin immediately with plenty of water for 15-20 minutes. • Call a poison control center or doctor for treatment advice.
IF IN EYES:	<ul style="list-style-type: none"> • Hold eye open and rinse slowly and gently with water for 15-20 minutes. • Remove contact lenses, if present, after the first 5 minutes, then continue rinsing. • Call a poison control center or doctor for treatment advice.
<p>For MEDICAL Emergencies Call 24 Hours A Day 1-800-334-7577.</p> <p>Have the product container or label with you when calling a poison control center or doctor or going for treatment.</p> <p>NOTE TO PHYSICIAN: No specific antidote is available. Treat the patient symptomatically.</p>	

PRECAUTIONARY STATEMENTS
HAZARDS TO HUMANS AND DOMESTIC ANIMALS
CAUTION

Harmful if swallowed. Avoid contact with skin, eyes or clothing.

PERSONAL PROTECTIVE EQUIPMENT (PPE)

Some of the materials that are chemical-resistant to this product are listed below. If you want more options, follow the instructions for category A on an EPA chemical-resistance category selection chart.



Applicators and other handlers must wear:

- Long-sleeved shirt and long pants
- Chemical-resistant gloves made of any waterproof material such as polyethylene or polyvinyl chloride.
- Shoes plus socks

Follow manufacturer's instructions for cleaning and maintaining PPE (Personal Protective Equipment). If no such instructions for washables, use detergent and hot water. Keep and wash PPE separately from other laundry.

User Safety Recommendations

User should:

- Wash hands before eating, drinking, chewing gum, using tobacco or using the toilet.
- Remove clothing immediately if pesticide gets inside. Then wash thoroughly and put on clean clothing.
- Remove PPE immediately after handling this product. Wash the outside of gloves before removing. As soon as possible, wash thoroughly and change into clean clothing.

ENVIRONMENTAL HAZARDS

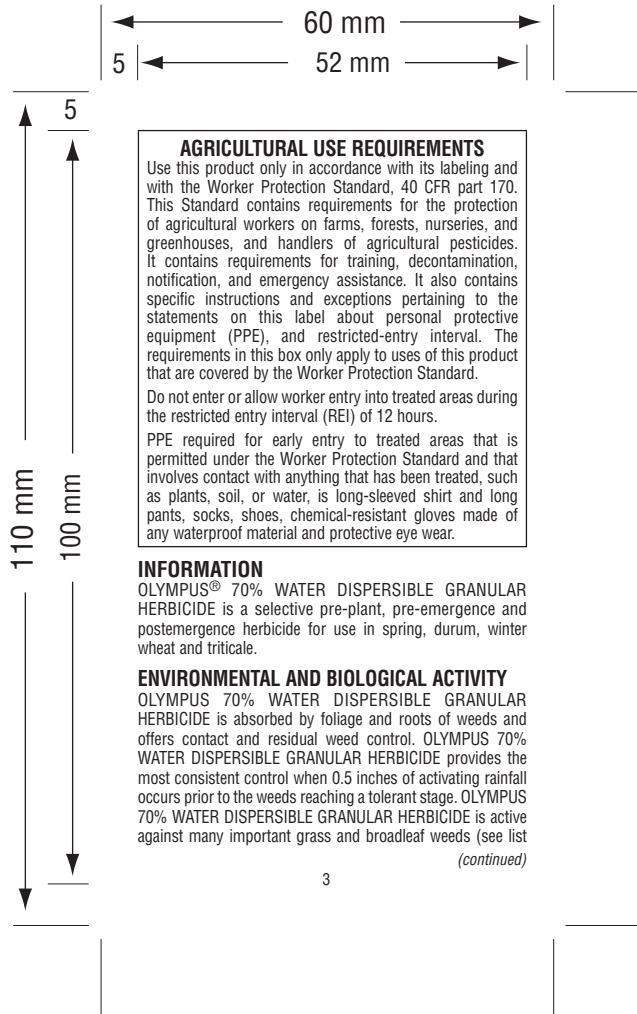
Do not apply directly to water, or to areas where surface water is present or to intertidal areas below the mean high water mark. Do not apply when weather conditions favor drift from areas treated. Do not contaminate water when disposing of equipment washwaters.

Do not allow sprays to drift onto adjacent desirable plants. Drift or runoff may adversely affect non-target plants.

DIRECTIONS FOR USE

It is a violation of Federal law to use this product in a manner inconsistent with its labeling.

Do not apply this product in a way that will contact workers or other persons, either directly or through drift. Only protected handlers may be in the area during application. For any requirements specific to your State or Tribe, consult the agency responsible for pesticide regulation.

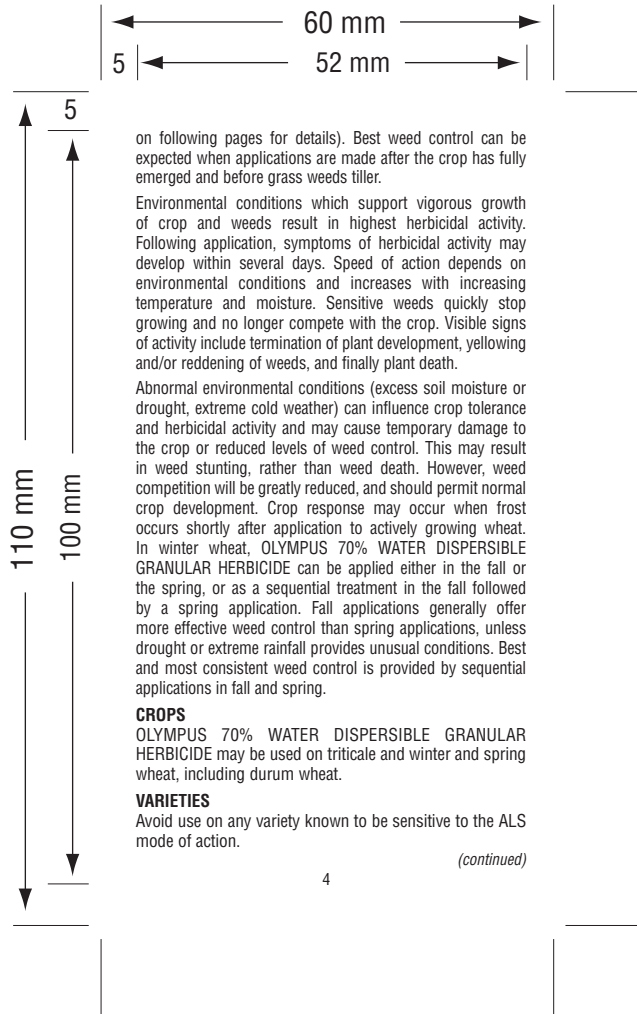


AGRICULTURAL USE REQUIREMENTS
 Use this product only in accordance with its labeling and with the Worker Protection Standard, 40 CFR part 170. This Standard contains requirements for the protection of agricultural workers on farms, forests, nurseries, and greenhouses, and handlers of agricultural pesticides. It contains requirements for training, decontamination, notification, and emergency assistance. It also contains specific instructions and exceptions pertaining to the statements on this label about personal protective equipment (PPE), and restricted-entry interval. The requirements in this box only apply to uses of this product that are covered by the Worker Protection Standard.
 Do not enter or allow worker entry into treated areas during the restricted entry interval (REI) of 12 hours.
 PPE required for early entry to treated areas that is permitted under the Worker Protection Standard and that involves contact with anything that has been treated, such as plants, soil, or water, is long-sleeved shirt and long pants, socks, shoes, chemical-resistant gloves made of any waterproof material and protective eye wear.

INFORMATION
 OLYMPUS® 70% WATER DISPERSIBLE GRANULAR HERBICIDE is a selective pre-plant, pre-emergence and postemergence herbicide for use in spring, durum, winter wheat and triticale.

ENVIRONMENTAL AND BIOLOGICAL ACTIVITY
 OLYMPUS 70% WATER DISPERSIBLE GRANULAR HERBICIDE is absorbed by foliage and roots of weeds and offers contact and residual weed control. OLYMPUS 70% WATER DISPERSIBLE GRANULAR HERBICIDE provides the most consistent control when 0.5 inches of activating rainfall occurs prior to the weeds reaching a tolerant stage. OLYMPUS 70% WATER DISPERSIBLE GRANULAR HERBICIDE is active against many important grass and broadleaf weeds (see list

(continued)



on following pages for details). Best weed control can be expected when applications are made after the crop has fully emerged and before grass weeds tiller.

Environmental conditions which support vigorous growth of crop and weeds result in highest herbicidal activity. Following application, symptoms of herbicidal activity may develop within several days. Speed of action depends on environmental conditions and increases with increasing temperature and moisture. Sensitive weeds quickly stop growing and no longer compete with the crop. Visible signs of activity include termination of plant development, yellowing and/or reddening of weeds, and finally plant death.

Abnormal environmental conditions (excess soil moisture or drought, extreme cold weather) can influence crop tolerance and herbicidal activity and may cause temporary damage to the crop or reduced levels of weed control. This may result in weed stunting, rather than weed death. However, weed competition will be greatly reduced, and should permit normal crop development. Crop response may occur when frost occurs shortly after application to actively growing wheat. In winter wheat, OLYMPUS 70% WATER DISPERSIBLE GRANULAR HERBICIDE can be applied either in the fall or the spring, or as a sequential treatment in the fall followed by a spring application. Fall applications generally offer more effective weed control than spring applications, unless drought or extreme rainfall provides unusual conditions. Best and most consistent weed control is provided by sequential applications in fall and spring.

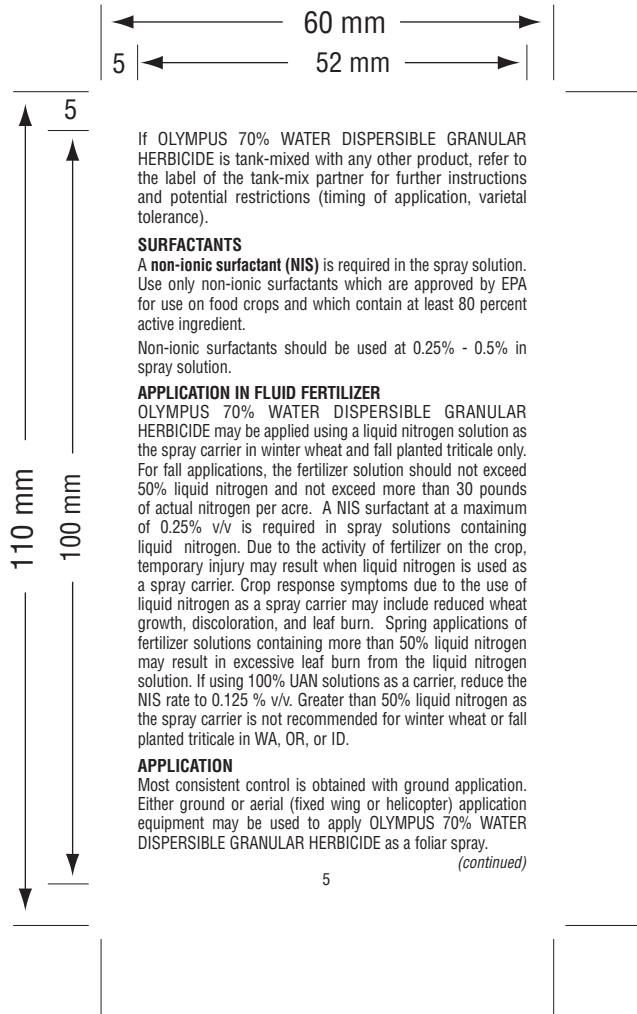
CROPS

OLYMPUS 70% WATER DISPERSIBLE GRANULAR HERBICIDE may be used on triticale and winter and spring wheat, including durum wheat.

VARIETIES

Avoid use on any variety known to be sensitive to the ALS mode of action.

(continued)



If OLYMPUS 70% WATER DISPERSIBLE GRANULAR HERBICIDE is tank-mixed with any other product, refer to the label of the tank-mix partner for further instructions and potential restrictions (timing of application, varietal tolerance).

SURFACTANTS

A **non-ionic surfactant (NIS)** is required in the spray solution. Use only non-ionic surfactants which are approved by EPA for use on food crops and which contain at least 80 percent active ingredient.

Non-ionic surfactants should be used at 0.25% - 0.5% in spray solution.

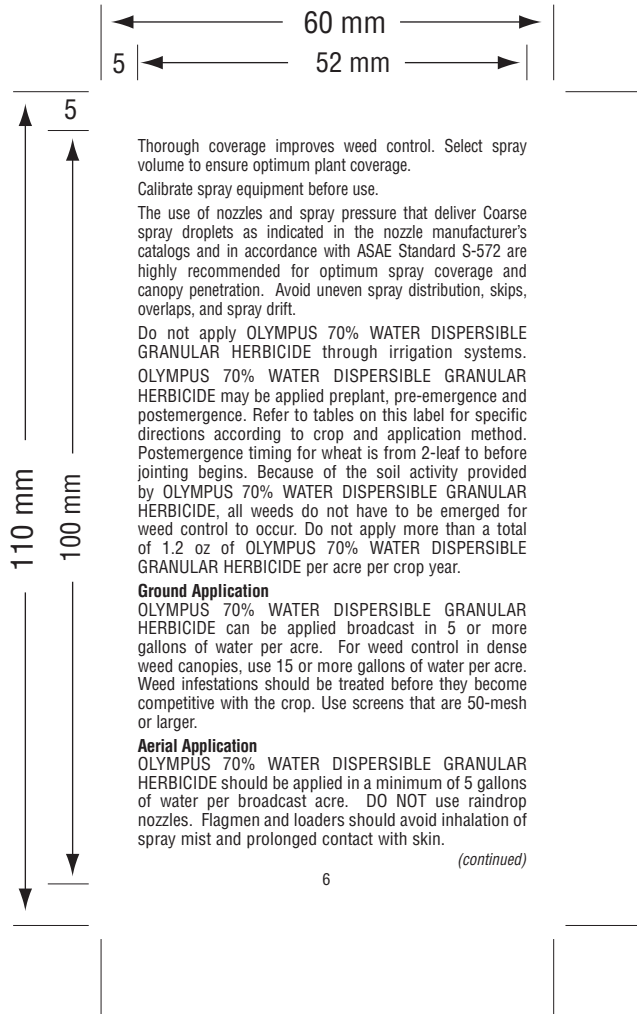
APPLICATION IN FLUID FERTILIZER

OLYMPUS 70% WATER DISPERSIBLE GRANULAR HERBICIDE may be applied using a liquid nitrogen solution as the spray carrier in winter wheat and fall planted triticale only. For fall applications, the fertilizer solution should not exceed 50% liquid nitrogen and not exceed more than 30 pounds of actual nitrogen per acre. A NIS surfactant at a maximum of 0.25% v/v is required in spray solutions containing liquid nitrogen. Due to the activity of fertilizer on the crop, temporary injury may result when liquid nitrogen is used as a spray carrier. Crop response symptoms due to the use of liquid nitrogen as a spray carrier may include reduced wheat growth, discoloration, and leaf burn. Spring applications of fertilizer solutions containing more than 50% liquid nitrogen may result in excessive leaf burn from the liquid nitrogen solution. If using 100% UAN solutions as a carrier, reduce the NIS rate to 0.125 % v/v. Greater than 50% liquid nitrogen as the spray carrier is not recommended for winter wheat or fall planted triticale in WA, OR, or ID.

APPLICATION

Most consistent control is obtained with ground application. Either ground or aerial (fixed wing or helicopter) application equipment may be used to apply OLYMPUS 70% WATER DISPERSIBLE GRANULAR HERBICIDE as a foliar spray.

(continued)



Thorough coverage improves weed control. Select spray volume to ensure optimum plant coverage. Calibrate spray equipment before use.

The use of nozzles and spray pressure that deliver Coarse spray droplets as indicated in the nozzle manufacturer's catalogs and in accordance with ASAE Standard S-572 are highly recommended for optimum spray coverage and canopy penetration. Avoid uneven spray distribution, skips, overlaps, and spray drift.

Do not apply OLYMPUS 70% WATER DISPERSIBLE GRANULAR HERBICIDE through irrigation systems. OLYMPUS 70% WATER DISPERSIBLE GRANULAR HERBICIDE may be applied preplant, pre-emergence and postemergence. Refer to tables on this label for specific directions according to crop and application method. Postemergence timing for wheat is from 2-leaf to before jointing begins. Because of the soil activity provided by OLYMPUS 70% WATER DISPERSIBLE GRANULAR HERBICIDE, all weeds do not have to be emerged for weed control to occur. Do not apply more than a total of 1.2 oz of OLYMPUS 70% WATER DISPERSIBLE GRANULAR HERBICIDE per acre per crop year.

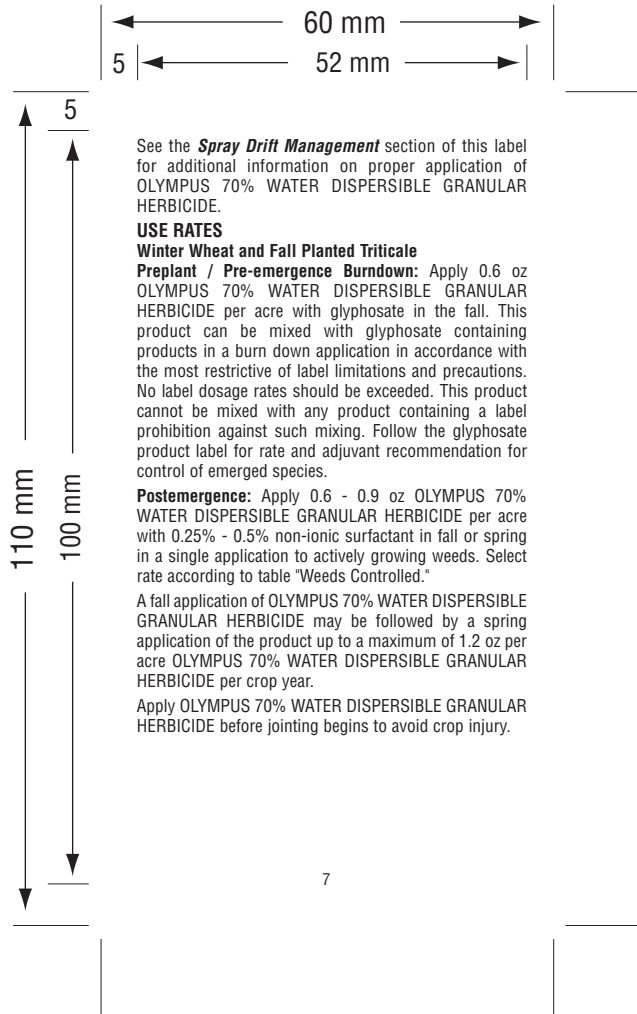
Ground Application

OLYMPUS 70% WATER DISPERSIBLE GRANULAR HERBICIDE can be applied broadcast in 5 or more gallons of water per acre. For weed control in dense weed canopies, use 15 or more gallons of water per acre. Weed infestations should be treated before they become competitive with the crop. Use screens that are 50-mesh or larger.

Aerial Application

OLYMPUS 70% WATER DISPERSIBLE GRANULAR HERBICIDE should be applied in a minimum of 5 gallons of water per broadcast acre. DO NOT use raindrop nozzles. Flagmen and loaders should avoid inhalation of spray mist and prolonged contact with skin.

(continued)



See the **Spray Drift Management** section of this label for additional information on proper application of OLYMPUS 70% WATER DISPERSIBLE GRANULAR HERBICIDE.

USE RATES

Winter Wheat and Fall Planted Triticale

Preplant / Pre-emergence Burndown: Apply 0.6 oz OLYMPUS 70% WATER DISPERSIBLE GRANULAR HERBICIDE per acre with glyphosate in the fall. This product can be mixed with glyphosate containing products in a burn down application in accordance with the most restrictive of label limitations and precautions. No label dosage rates should be exceeded. This product cannot be mixed with any product containing a label prohibition against such mixing. Follow the glyphosate product label for rate and adjuvant recommendation for control of emerged species.

Postemergence: Apply 0.6 - 0.9 oz OLYMPUS 70% WATER DISPERSIBLE GRANULAR HERBICIDE per acre with 0.25% - 0.5% non-ionic surfactant in fall or spring in a single application to actively growing weeds. Select rate according to table "Weeds Controlled."

A fall application of OLYMPUS 70% WATER DISPERSIBLE GRANULAR HERBICIDE may be followed by a spring application of the product up to a maximum of 1.2 oz per acre OLYMPUS 70% WATER DISPERSIBLE GRANULAR HERBICIDE per crop year.

Apply OLYMPUS 70% WATER DISPERSIBLE GRANULAR HERBICIDE before jointing begins to avoid crop injury.

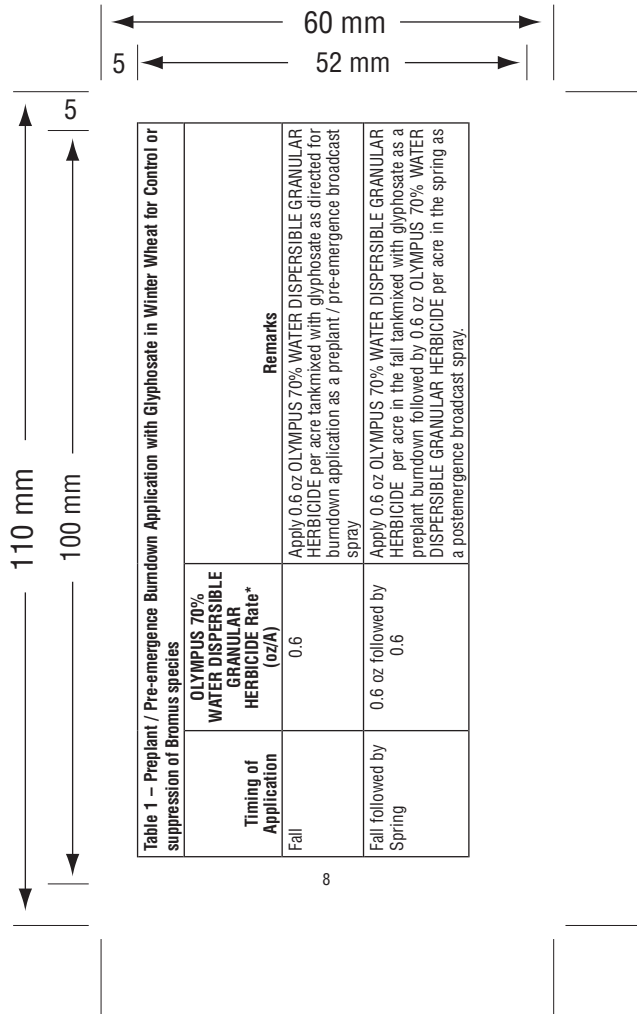


Table 1 – Pre-plant / Pre-emergence Burndown Application with Glyphosate in Winter Wheat for Control or suppression of Bromus species

Timing of Application	OLYMPUS 70% WATER DISPERSIBLE GRANULAR HERBICIDE Rate* (oz/A)	Remarks
Fall	0.6	Apply 0.6 oz OLYMPUS 70% WATER DISPERSIBLE GRANULAR HERBICIDE per acre tankmixed with glyphosate as directed for burndown application as a pre-plant / pre-emergence broadcast spray
Fall followed by Spring	0.6 oz followed by 0.6	Apply 0.6 oz OLYMPUS 70% WATER DISPERSIBLE GRANULAR HERBICIDE per acre in the fall tankmixed with glyphosate as a pre-plant burndown followed by 0.6 oz OLYMPUS 70% WATER DISPERSIBLE GRANULAR HERBICIDE per acre in the spring as a postemergence broadcast spray.

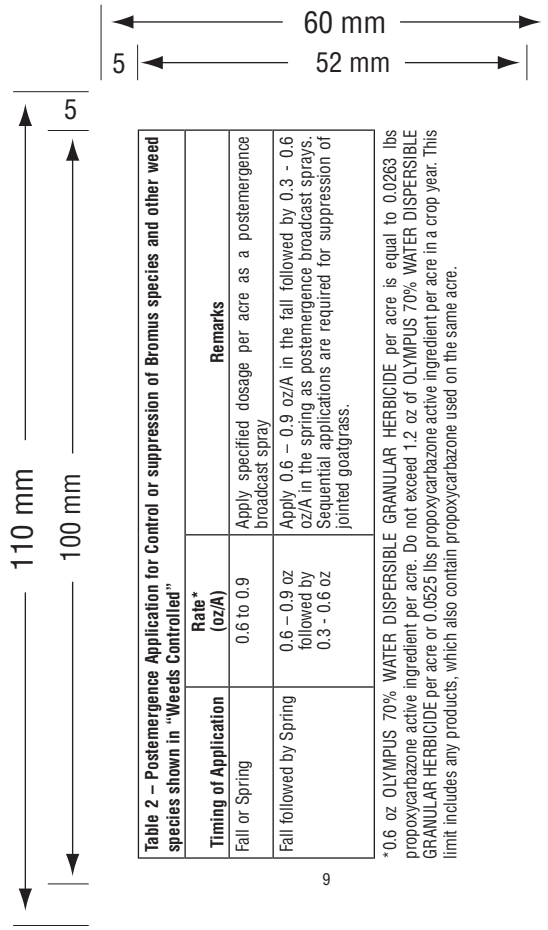


Table 2 – Postemergence Application for Control or suppression of Bromus species and other weed species shown in “Weeds Controlled”

Timing of Application	Rate* (oz/A)	Remarks
Fall or Spring	0.6 to 0.9	Apply specified dosage per acre as a postemergence broadcast spray
Fall followed by Spring	0.6 – 0.9 oz followed by 0.3 - 0.6 oz	Apply 0.6 – 0.9 oz/A in the fall followed by 0.3 - 0.6 oz/A in the spring as postemergence broadcast sprays. Sequential applications are required for suppression of jointed goatgrass.

*0.6 oz OLYMPUS 70% WATER DISPERSIBLE GRANULAR HERBICIDE per acre is equal to 0.0263 lbs propoxycarbazone active ingredient per acre. Do not exceed 1.2 oz of OLYMPUS 70% WATER DISPERSIBLE GRANULAR HERBICIDE per acre or 0.0525 lbs propoxycarbazone active ingredient per acre in a crop year. This limit includes any products, which also contain propoxycarbazone used on the same acre.

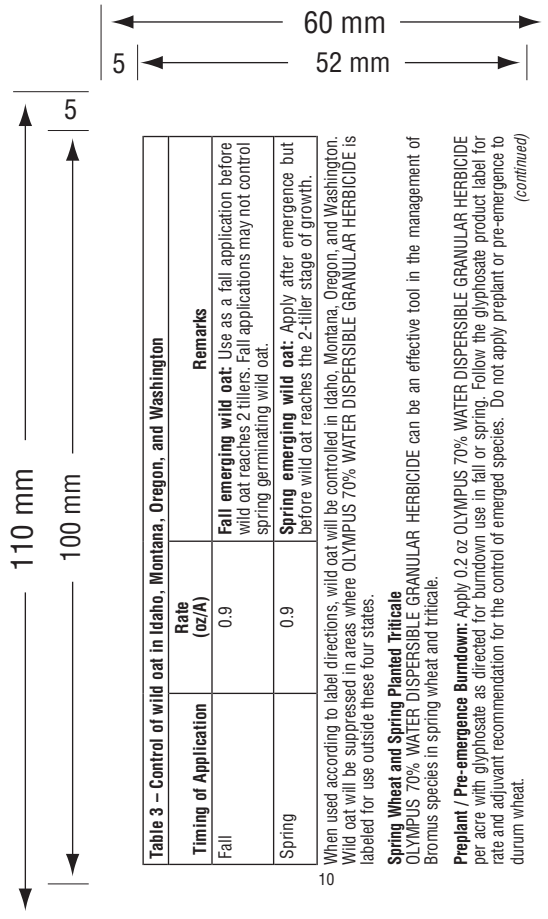


Table 3 – Control of wild oat in Idaho, Montana, Oregon, and Washington

Timing of Application	Rate (oz/A)	Remarks
Fall	0.9	Fall emerging wild oat: Use as a fall application before wild oat reaches 2 tillers. Fall applications may not control spring germinating wild oat.
Spring	0.9	Spring emerging wild oat: Apply after emergence but before wild oat reaches the 2-tiller stage of growth.

When used according to label directions, wild oat will be controlled in Idaho, Montana, Oregon, and Washington. Wild oat will be suppressed in areas where OLYMPUS 70% WATER DISPERSIBLE GRANULAR HERBICIDE is labeled for use outside these four states.

Spring Wheat and Spring Planted Triticale
 OLYMPUS 70% WATER DISPERSIBLE GRANULAR HERBICIDE can be an effective tool in the management of Bromus species in spring wheat and triticale.

Preplant / Pre-emergence Burndown: Apply 0.2 oz OLYMPUS 70% WATER DISPERSIBLE GRANULAR HERBICIDE per acre with glyphosate as directed for burndown use in fall or spring. Follow the glyphosate product label for rate and adjuvant recommendation for the control of emerged species. Do not apply preplant or pre-emergence to durum wheat.

(continued)

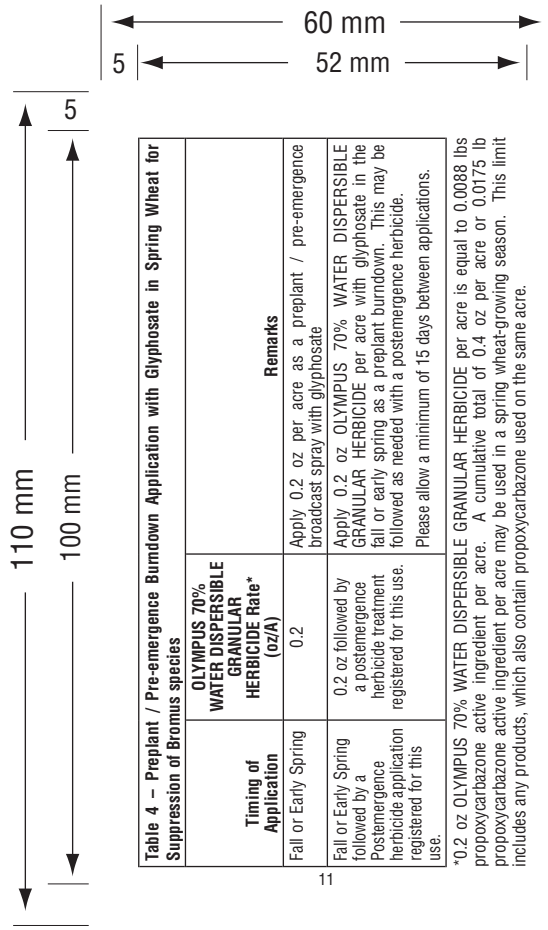
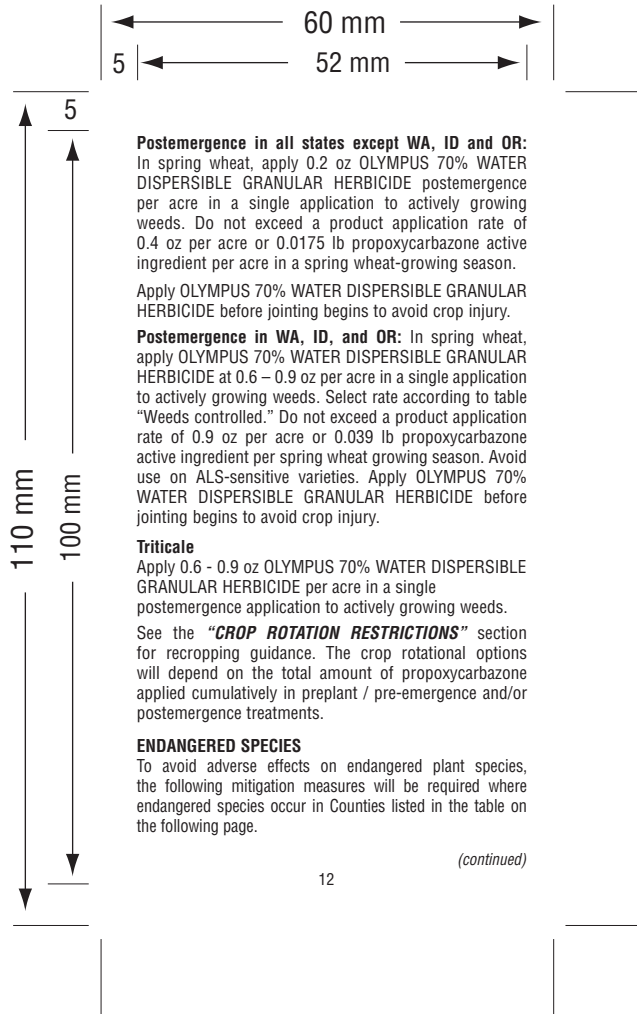


Table 4 – Preplant / Pre-emergence Burndown Application with Glyphosate in Spring Wheat for Suppression of Bromus species

Timing of Application	OLYMPUS 70% WATER DISPERSIBLE GRANULAR HERBICIDE Rate* (oz/A)	Remarks
Fall or Early Spring	0.2	Apply 0.2 oz per acre as a preplant / pre-emergence broadcast spray with glyphosate
Fall or Early Spring followed by a Postemergence herbicide application registered for this use.	0.2 oz followed by a postemergence herbicide treatment registered for this use.	Apply 0.2 oz OLYMPUS 70% WATER DISPERSIBLE GRANULAR HERBICIDE per acre with glyphosate in the fall or early spring as a preplant burndown. This may be followed as needed with a postemergence herbicide. Please allow a minimum of 15 days between applications.

*0.2 oz OLYMPUS 70% WATER DISPERSIBLE GRANULAR HERBICIDE per acre is equal to 0.0088 lbs propoxy carbazone active ingredient per acre. A cumulative total of 0.4 oz per acre or 0.0175 lb propoxy carbazone active ingredient per acre may be used in a spring wheat-growing season. This limit includes any products, which also contain propoxy carbazone used on the same acre.



Postemergence in all states except WA, ID and OR:
 In spring wheat, apply 0.2 oz OLYMPUS 70% WATER DISPERSIBLE GRANULAR HERBICIDE postemergence per acre in a single application to actively growing weeds. Do not exceed a product application rate of 0.4 oz per acre or 0.0175 lb propoxycarbazone active ingredient per acre in a spring wheat-growing season.

Apply OLYMPUS 70% WATER DISPERSIBLE GRANULAR HERBICIDE before jointing begins to avoid crop injury.

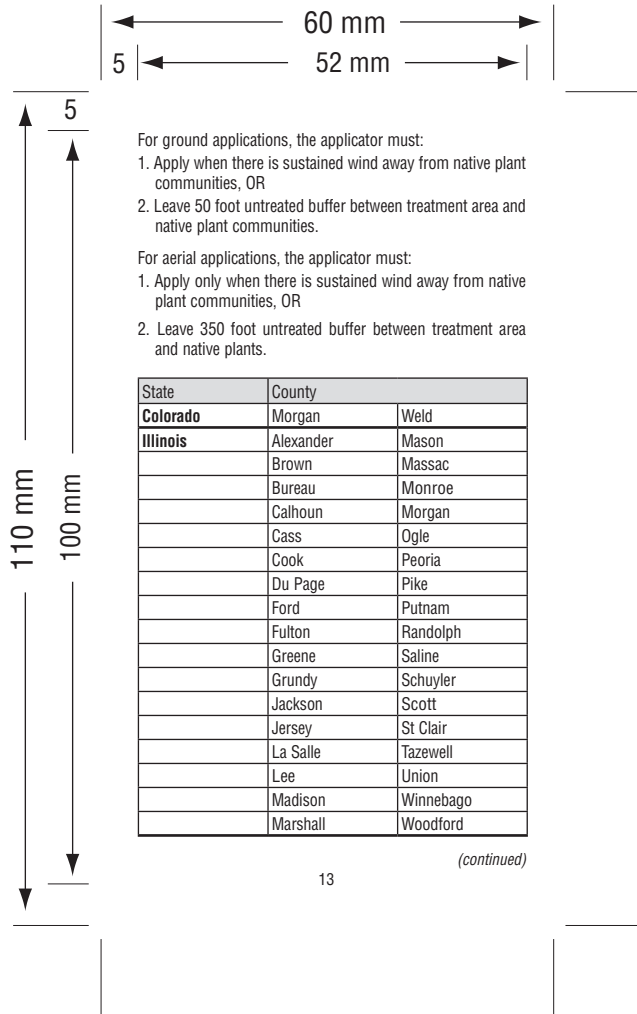
Postemergence in WA, ID, and OR: In spring wheat, apply OLYMPUS 70% WATER DISPERSIBLE GRANULAR HERBICIDE at 0.6 – 0.9 oz per acre in a single application to actively growing weeds. Select rate according to table "Weeds controlled." Do not exceed a product application rate of 0.9 oz per acre or 0.039 lb propoxycarbazone active ingredient per spring wheat growing season. Avoid use on ALS-sensitive varieties. Apply OLYMPUS 70% WATER DISPERSIBLE GRANULAR HERBICIDE before jointing begins to avoid crop injury.

Triticale
 Apply 0.6 - 0.9 oz OLYMPUS 70% WATER DISPERSIBLE GRANULAR HERBICIDE per acre in a single postemergence application to actively growing weeds.

See the "**CROP ROTATION RESTRICTIONS**" section for recropping guidance. The crop rotational options will depend on the total amount of propoxycarbazone applied cumulatively in preplant / pre-emergence and/or postemergence treatments.

ENDANGERED SPECIES
 To avoid adverse effects on endangered plant species, the following mitigation measures will be required where endangered species occur in Counties listed in the table on the following page.

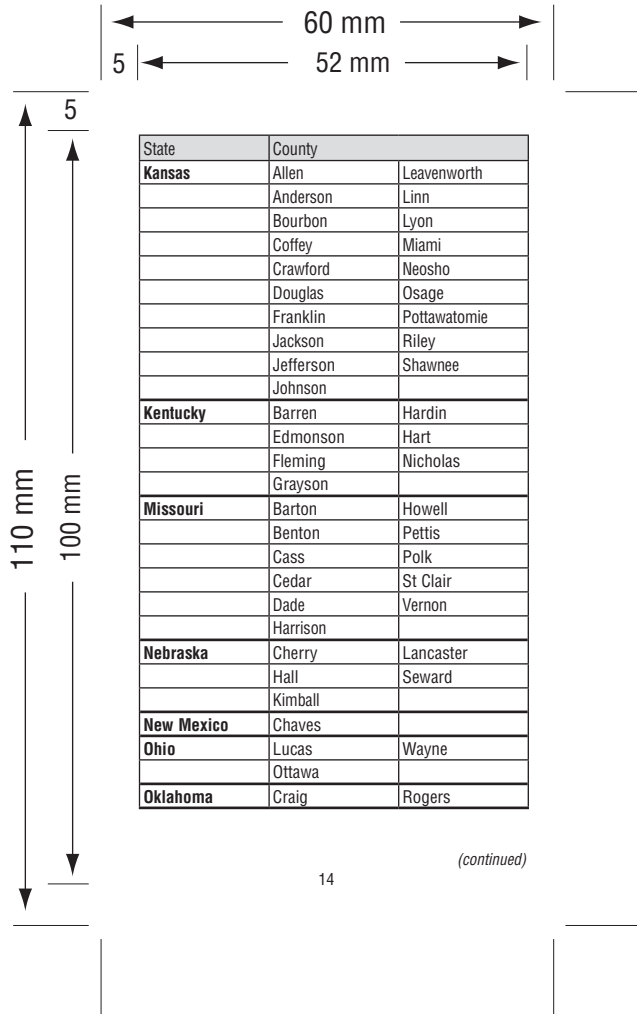
(continued)



- For ground applications, the applicator must:
1. Apply when there is sustained wind away from native plant communities, OR
 2. Leave 50 foot untreated buffer between treatment area and native plant communities.
- For aerial applications, the applicator must:
1. Apply only when there is sustained wind away from native plant communities, OR
 2. Leave 350 foot untreated buffer between treatment area and native plants.

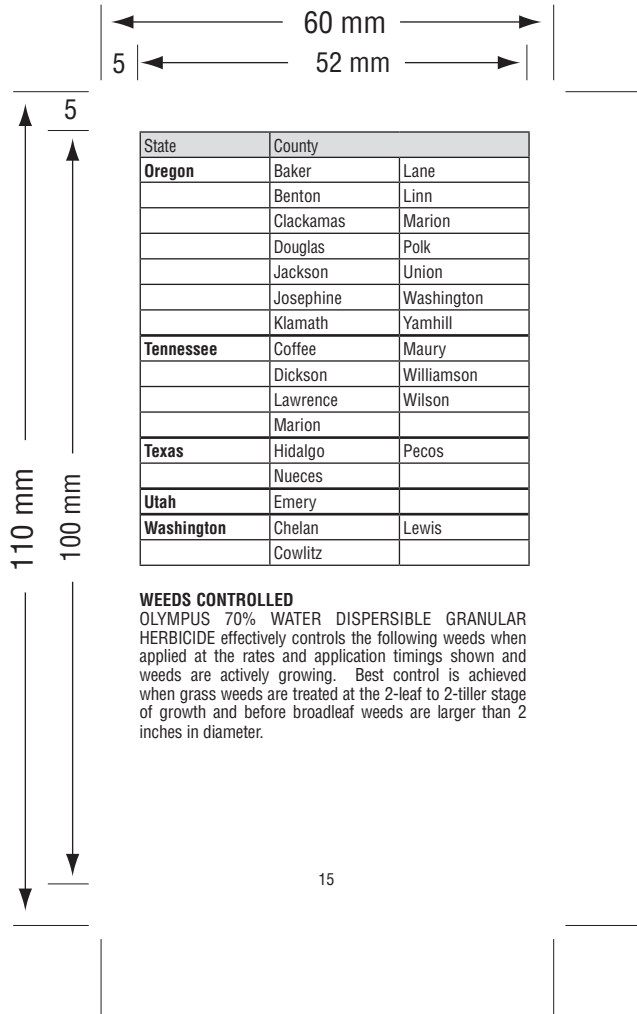
State	County	
Colorado	Morgan	Weld
Illinois	Alexander	Mason
	Brown	Massac
	Bureau	Monroe
	Calhoun	Morgan
	Cass	Ogle
	Cook	Peoria
	Du Page	Pike
	Ford	Putnam
	Fulton	Randolph
	Greene	Saline
	Grundy	Schuyler
	Jackson	Scott
	Jersey	St Clair
	La Salle	Tazewell
Lee	Union	
Madison	Winnnebago	
Marshall	Woodford	

(continued)



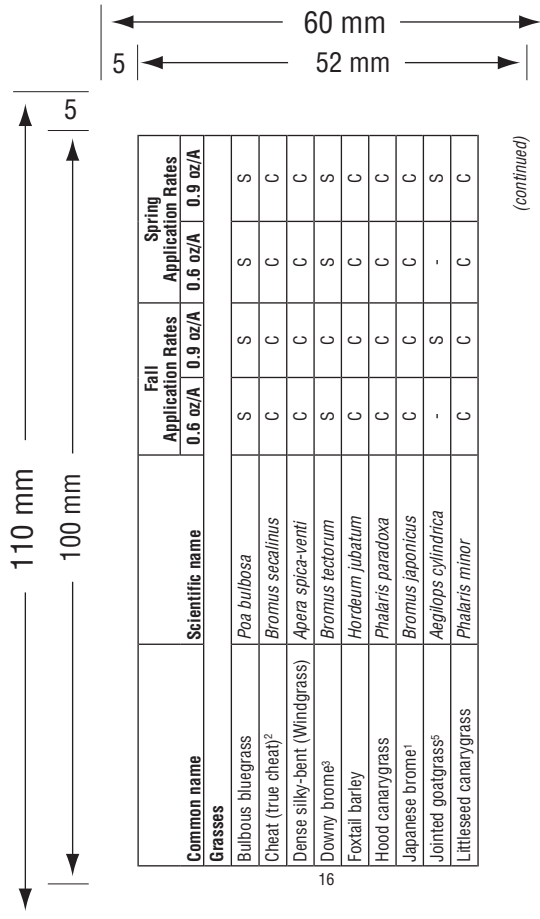
State	County	
Kansas	Allen	Leavenworth
	Anderson	Linn
	Bourbon	Lyon
	Coffey	Miami
	Crawford	Neosho
	Douglas	Osage
	Franklin	Pottawatomie
	Jackson	Riley
	Jefferson	Shawnee
	Johnson	
Kentucky	Barren	Hardin
	Edmonson	Hart
	Fleming	Nicholas
	Grayson	
Missouri	Barton	Howell
	Benton	Pettis
	Cass	Polk
	Cedar	St Clair
	Dade	Vernon
	Harrison	
Nebraska	Cherry	Lancaster
	Hall	Seward
	Kimball	
New Mexico	Chaves	
Ohio	Lucas	Wayne
	Ottawa	
Oklahoma	Craig	Rogers

(continued)



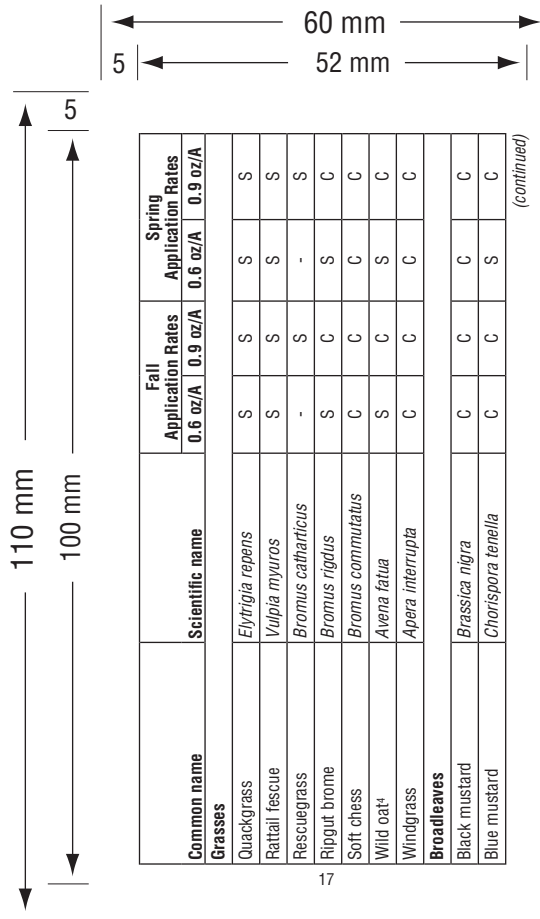
State	County	
Oregon	Baker	Lane
	Benton	Linn
	Clackamas	Marion
	Douglas	Polk
	Jackson	Union
	Josephine	Washington
	Klamath	Yamhill
Tennessee	Coffee	Maury
	Dickson	Williamson
	Lawrence	Wilson
	Marion	
Texas	Hidalgo	Pecos
	Nueces	
Utah	Emery	
Washington	Chelan	Lewis
	Cowlitz	

WEEDS CONTROLLED
 OLYMPUS 70% WATER DISPERSIBLE GRANULAR HERBICIDE effectively controls the following weeds when applied at the rates and application timings shown and weeds are actively growing. Best control is achieved when grass weeds are treated at the 2-leaf to 2-tiller stage of growth and before broadleaf weeds are larger than 2 inches in diameter.



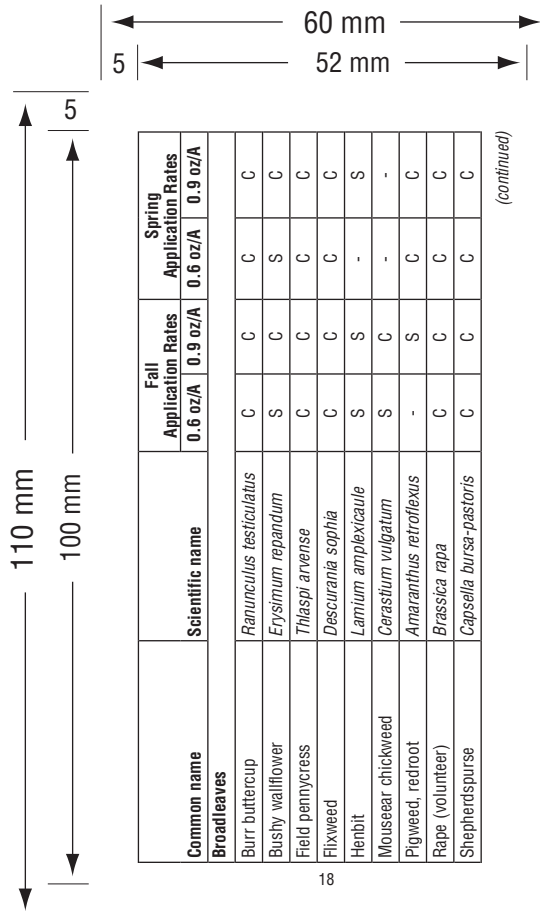
Common name	Scientific name	Fall Application Rates		Spring Application Rates	
		0.6 oz/A	0.9 oz/A	0.6 oz/A	0.9 oz/A
Grasses					
Bulbous bluegrass	<i>Poa bulbosa</i>	S	S	S	S
Cheat (true cheat) ²	<i>Bromus secalinus</i>	C	C	C	C
Dense silky-bent (Windgrass)	<i>Apera spica-venti</i>	C	C	C	C
Downy brome ³	<i>Bromus tectorum</i>	S	C	S	S
Foxtail barley	<i>Hordeum jubatum</i>	C	C	C	C
Hood canarygrass	<i>Phalaris paradoxa</i>	C	C	C	C
Japanese brome ¹	<i>Bromus japonicus</i>	C	C	C	C
Jointed goatgrass ⁵	<i>Aegilops cylindrica</i>	-	S	-	S
Littleseed canarygrass	<i>Phalaris minor</i>	C	C	C	C

(continued)



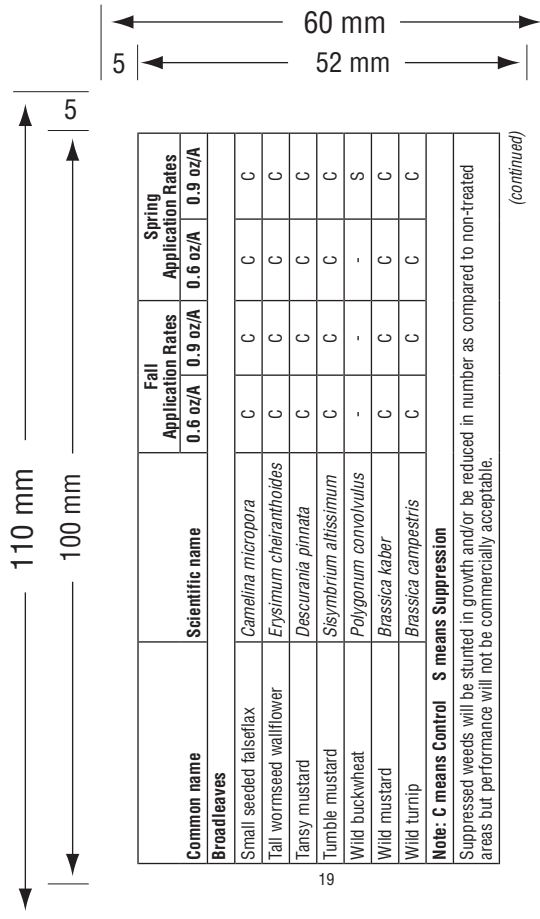
Common name	Scientific name	Fall Application Rates		Spring Application Rates	
		0.6 oz/A	0.9 oz/A	0.6 oz/A	0.9 oz/A
Grasses					
Quackgrass	<i>Elytrigia repens</i>	S	S	S	S
Rattail fescue	<i>Vulpia myuros</i>	S	S	S	S
Rescuegrass	<i>Bromus catharticus</i>	-	S	-	S
Ripgut brome	<i>Bromus rigidus</i>	S	C	S	C
Soft chess	<i>Bromus commutatus</i>	C	C	C	C
Wild oat*	<i>Avena fatua</i>	S	C	S	C
Windgrass	<i>Apera interrupta</i>	C	C	C	C
Broadleaves					
Black mustard	<i>Brassica nigra</i>	C	C	C	C
Blue mustard	<i>Chorispora tenella</i>	C	C	S	C

(continued)



Common name	Scientific name	Fall Application Rates		Spring Application Rates	
		0.6 oz/A	0.9 oz/A	0.6 oz/A	0.9 oz/A
Broadleaves					
Burr buttercup	<i>Ranunculus testiculatus</i>	C	C	C	C
Bushy wallflower	<i>Erysimum repandum</i>	S	C	S	C
Field pennycress	<i>Thlaspi arvense</i>	C	C	C	C
Flixweed	<i>Descurania sophia</i>	C	C	C	C
Henbit	<i>Lamium amplexicaule</i>	S	S	-	S
Mouseear chickweed	<i>Cerastium vulgatum</i>	S	C	-	-
Pigweed, redroot	<i>Amaranthus retroflexus</i>	-	S	C	C
Rape (volunteer)	<i>Brassica rapa</i>	C	C	C	C
Shepherdspurse	<i>Capsella bursa-pastoris</i>	C	C	C	C

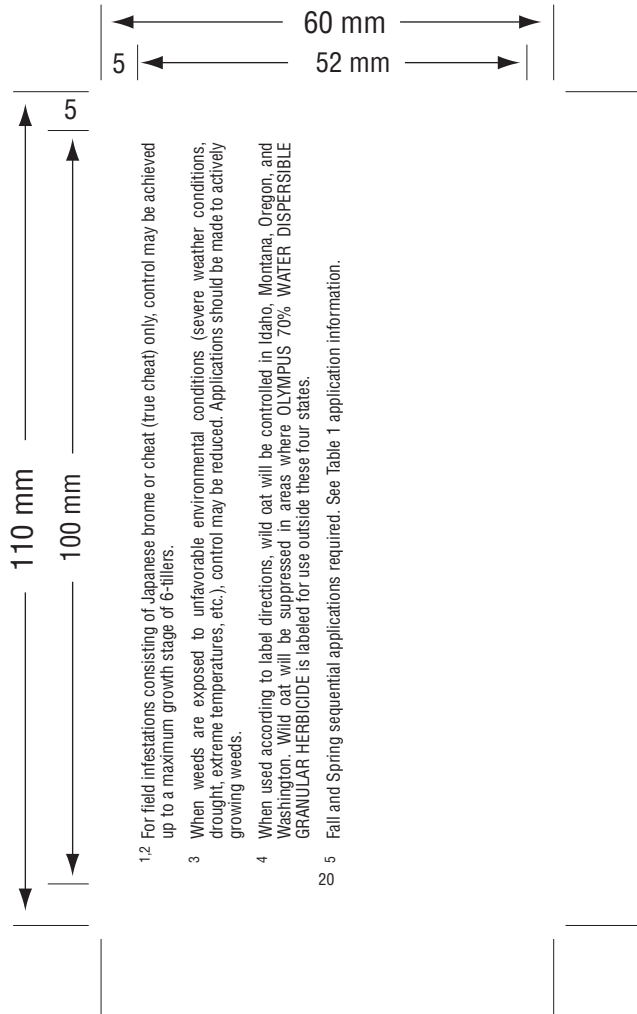
(continued)



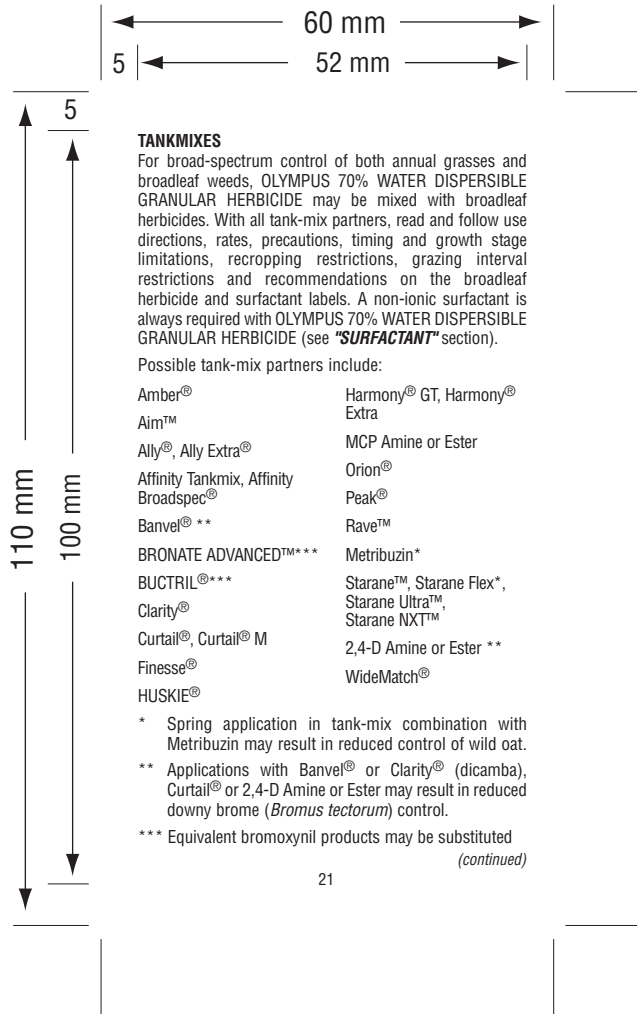
Common name	Scientific name	Fall Application Rates		Spring Application Rates	
		0.6 oz/A	0.9 oz/A	0.6 oz/A	0.9 oz/A
Broadleaves					
Small seeded falseflax	<i>Camelina micropora</i>	C	C	C	C
Tall wormseed wallflower	<i>Erysimum cheiranthoides</i>	C	C	C	C
Tansy mustard	<i>Descurainia pinnata</i>	C	C	C	C
Tumble mustard	<i>Sisymbrium altissimum</i>	C	C	C	C
Wild buckwheat	<i>Polygonum convolvulus</i>	-	-	-	S
Wild mustard	<i>Brassica kaber</i>	C	C	C	C
Wild turnip	<i>Brassica campestris</i>	C	C	C	C

Note: C means Control S means Suppression
 Suppressed weeds will be stunted in growth and/or be reduced in number as compared to non-treated areas but performance will not be commercially acceptable.

(continued)



- 1,2 For field infestations consisting of Japanese brome or cheat (true cheat) only, control may be achieved up to a maximum growth stage of 6-tillers.
- 3 When weeds are exposed to unfavorable environmental conditions (severe weather conditions, drought, extreme temperatures, etc.), control may be reduced. Applications should be made to actively growing weeds.
- 4 When used according to label directions, wild oat will be controlled in Idaho, Montana, Oregon, and Washington. Wild oat will be suppressed in areas where OLYMPUS 70% WATER DISPERSIBLE GRANULAR HERBICIDE is labeled for use outside these four states.
- 5 Fall and Spring sequential applications required. See Table 1 application information.



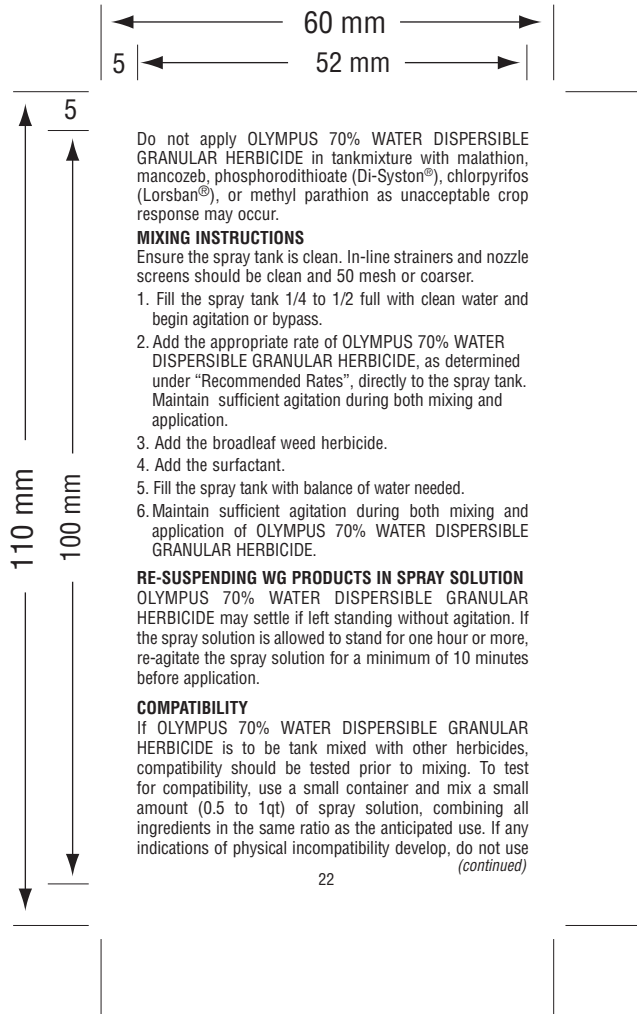
TANKMIXES

For broad-spectrum control of both annual grasses and broadleaf weeds, OLYMPUS 70% WATER DISPERSIBLE GRANULAR HERBICIDE may be mixed with broadleaf herbicides. With all tank-mix partners, read and follow use directions, rates, precautions, timing and growth stage limitations, recropping restrictions, grazing interval restrictions and recommendations on the broadleaf herbicide and surfactant labels. A non-ionic surfactant is always required with OLYMPUS 70% WATER DISPERSIBLE GRANULAR HERBICIDE (see **"SURFACTANT"** section).

Possible tank-mix partners include:

Amber®	Harmony® GT, Harmony® Extra
Aim™	MCP Amine or Ester
Ally®, Ally Extra®	Orion®
Affinity Tankmix, Affinity Broadspec®	Peak®
Banvel® **	Rave™
BRONATE ADVANCED™***	Metribuzin*
BUCTRIL®***	Starane™, Starane Flex*, Starane Ultra™, Starane NXT™
Clarity®	2,4-D Amine or Ester **
Curtail®, Curtail® M	WideMatch®
Finesse®	
HUSKIE®	

* Spring application in tank-mix combination with Metribuzin may result in reduced control of wild oat.
 ** Applications with Banvel® or Clarity® (dicamba), Curtail® or 2,4-D Amine or Ester may result in reduced downy brome (*Bromus tectorum*) control.
 *** Equivalent bromoxynil products may be substituted
 (continued)



Do not apply OLYMPUS 70% WATER DISPERSIBLE GRANULAR HERBICIDE in tankmixture with malathion, mancozeb, phosphorodithioate (Di-Syston®), chlorpyrifos (Lorsban®), or methyl parathion as unacceptable crop response may occur.

MIXING INSTRUCTIONS

Ensure the spray tank is clean. In-line strainers and nozzle screens should be clean and 50 mesh or coarser.

1. Fill the spray tank 1/4 to 1/2 full with clean water and begin agitation or bypass.
2. Add the appropriate rate of OLYMPUS 70% WATER DISPERSIBLE GRANULAR HERBICIDE, as determined under "Recommended Rates", directly to the spray tank. Maintain sufficient agitation during both mixing and application.
3. Add the broadleaf weed herbicide.
4. Add the surfactant.
5. Fill the spray tank with balance of water needed.
6. Maintain sufficient agitation during both mixing and application of OLYMPUS 70% WATER DISPERSIBLE GRANULAR HERBICIDE.

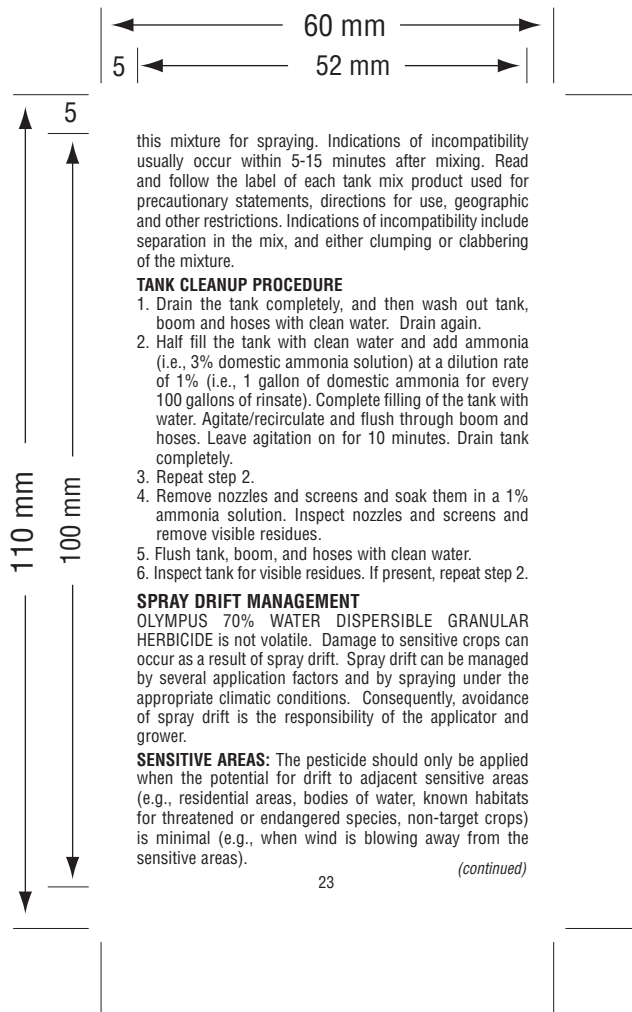
RE-SUSPENDING WG PRODUCTS IN SPRAY SOLUTION

OLYMPUS 70% WATER DISPERSIBLE GRANULAR HERBICIDE may settle if left standing without agitation. If the spray solution is allowed to stand for one hour or more, re-agitate the spray solution for a minimum of 10 minutes before application.

COMPATIBILITY

If OLYMPUS 70% WATER DISPERSIBLE GRANULAR HERBICIDE is to be tank mixed with other herbicides, compatibility should be tested prior to mixing. To test for compatibility, use a small container and mix a small amount (0.5 to 1qt) of spray solution, combining all ingredients in the same ratio as the anticipated use. If any indications of physical incompatibility develop, do not use

(continued)



this mixture for spraying. Indications of incompatibility usually occur within 5-15 minutes after mixing. Read and follow the label of each tank mix product used for precautionary statements, directions for use, geographic and other restrictions. Indications of incompatibility include separation in the mix, and either clumping or clabbering of the mixture.

TANK CLEANUP PROCEDURE

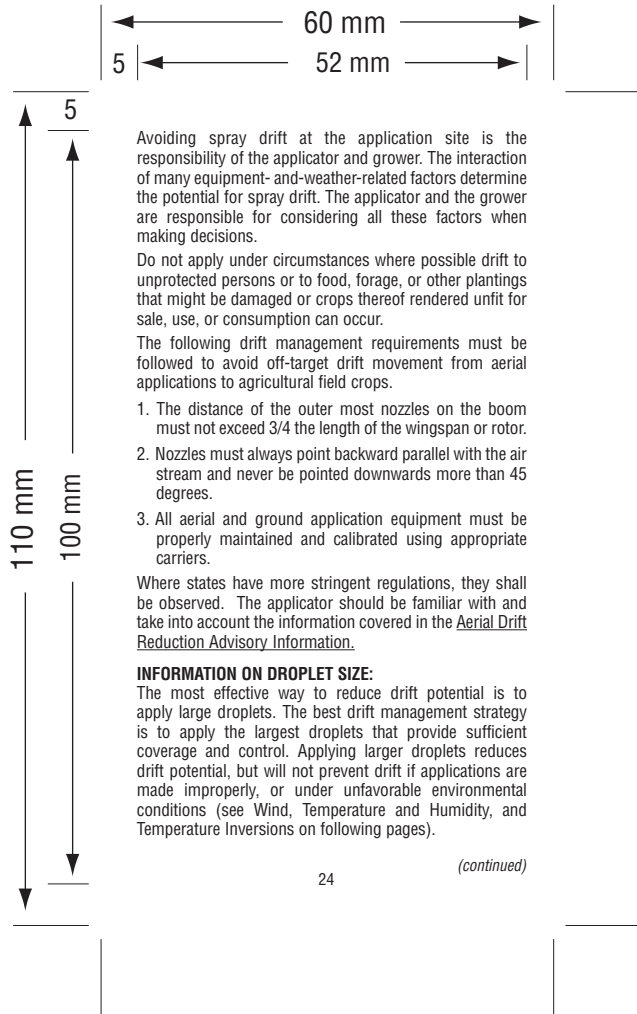
1. Drain the tank completely, and then wash out tank, boom and hoses with clean water. Drain again.
2. Half fill the tank with clean water and add ammonia (i.e., 3% domestic ammonia solution) at a dilution rate of 1% (i.e., 1 gallon of domestic ammonia for every 100 gallons of rinsate). Complete filling of the tank with water. Agitate/recirculate and flush through boom and hoses. Leave agitation on for 10 minutes. Drain tank completely.
3. Repeat step 2.
4. Remove nozzles and screens and soak them in a 1% ammonia solution. Inspect nozzles and screens and remove visible residues.
5. Flush tank, boom, and hoses with clean water.
6. Inspect tank for visible residues. If present, repeat step 2.

SPRAY DRIFT MANAGEMENT

OLYMPUS 70% WATER DISPERSIBLE GRANULAR HERBICIDE is not volatile. Damage to sensitive crops can occur as a result of spray drift. Spray drift can be managed by several application factors and by spraying under the appropriate climatic conditions. Consequently, avoidance of spray drift is the responsibility of the applicator and grower.

SENSITIVE AREAS: The pesticide should only be applied when the potential for drift to adjacent sensitive areas (e.g., residential areas, bodies of water, known habitats for threatened or endangered species, non-target crops) is minimal (e.g., when wind is blowing away from the sensitive areas).

(continued)



Avoiding spray drift at the application site is the responsibility of the applicator and grower. The interaction of many equipment- and-weather-related factors determine the potential for spray drift. The applicator and the grower are responsible for considering all these factors when making decisions.

Do not apply under circumstances where possible drift to unprotected persons or to food, forage, or other plantings that might be damaged or crops thereof rendered unfit for sale, use, or consumption can occur.

The following drift management requirements must be followed to avoid off-target drift movement from aerial applications to agricultural field crops.

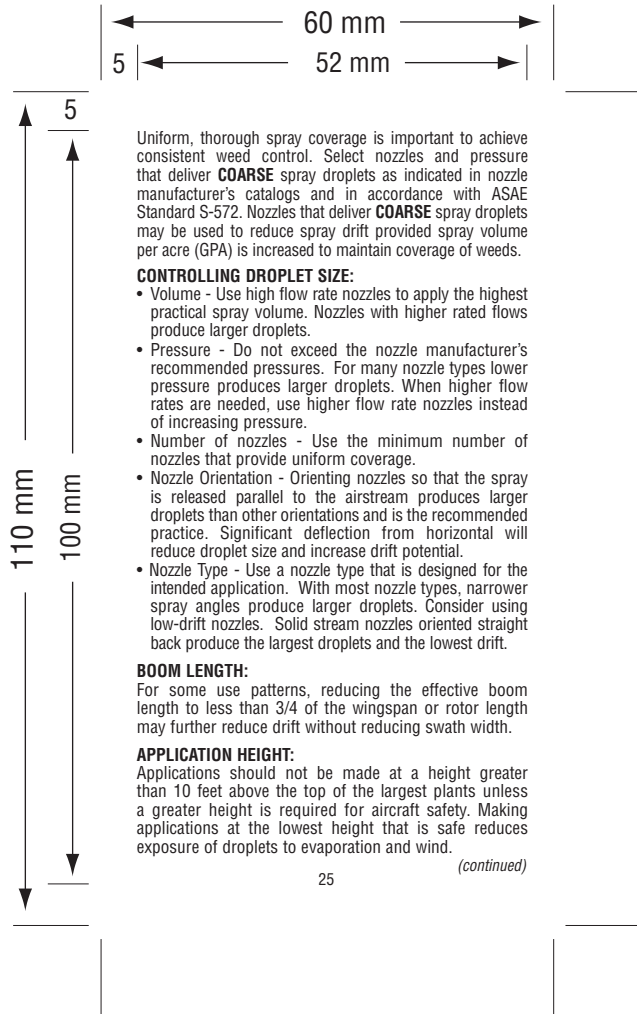
1. The distance of the outer most nozzles on the boom must not exceed 3/4 the length of the wingspan or rotor.
2. Nozzles must always point backward parallel with the air stream and never be pointed downwards more than 45 degrees.
3. All aerial and ground application equipment must be properly maintained and calibrated using appropriate carriers.

Where states have more stringent regulations, they shall be observed. The applicator should be familiar with and take into account the information covered in the [Aerial Drift Reduction Advisory Information](#).

INFORMATION ON DROPLET SIZE:

The most effective way to reduce drift potential is to apply large droplets. The best drift management strategy is to apply the largest droplets that provide sufficient coverage and control. Applying larger droplets reduces drift potential, but will not prevent drift if applications are made improperly, or under unfavorable environmental conditions (see Wind, Temperature and Humidity, and Temperature Inversions on following pages).

(continued)



Uniform, thorough spray coverage is important to achieve consistent weed control. Select nozzles and pressure that deliver **COARSE** spray droplets as indicated in nozzle manufacturer's catalogs and in accordance with ASAE Standard S-572. Nozzles that deliver **COARSE** spray droplets may be used to reduce spray drift provided spray volume per acre (GPA) is increased to maintain coverage of weeds.

CONTROLLING DROPLET SIZE:

- Volume - Use high flow rate nozzles to apply the highest practical spray volume. Nozzles with higher rated flows produce larger droplets.
- Pressure - Do not exceed the nozzle manufacturer's recommended pressures. For many nozzle types lower pressure produces larger droplets. When higher flow rates are needed, use higher flow rate nozzles instead of increasing pressure.
- Number of nozzles - Use the minimum number of nozzles that provide uniform coverage.
- Nozzle Orientation - Orienting nozzles so that the spray is released parallel to the airstream produces larger droplets than other orientations and is the recommended practice. Significant deflection from horizontal will reduce droplet size and increase drift potential.
- Nozzle Type - Use a nozzle type that is designed for the intended application. With most nozzle types, narrower spray angles produce larger droplets. Consider using low-drift nozzles. Solid stream nozzles oriented straight back produce the largest droplets and the lowest drift.

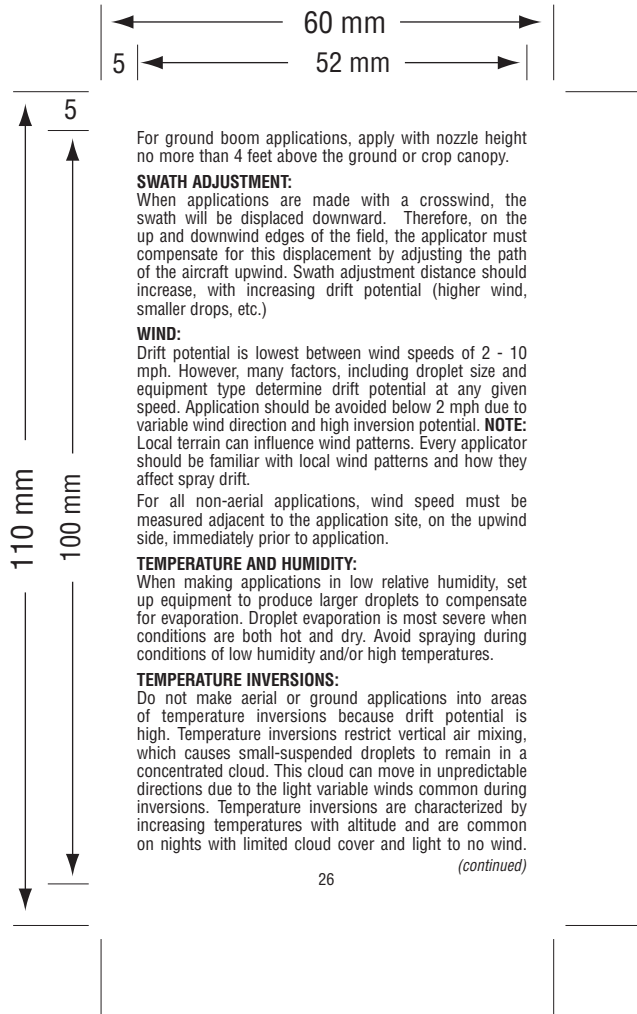
BOOM LENGTH:

For some use patterns, reducing the effective boom length to less than 3/4 of the wingspan or rotor length may further reduce drift without reducing swath width.

APPLICATION HEIGHT:

Applications should not be made at a height greater than 10 feet above the top of the largest plants unless a greater height is required for aircraft safety. Making applications at the lowest height that is safe reduces exposure of droplets to evaporation and wind.

(continued)



For ground boom applications, apply with nozzle height no more than 4 feet above the ground or crop canopy.

SWATH ADJUSTMENT:
When applications are made with a crosswind, the swath will be displaced downward. Therefore, on the up and downwind edges of the field, the applicator must compensate for this displacement by adjusting the path of the aircraft upwind. Swath adjustment distance should increase, with increasing drift potential (higher wind, smaller drops, etc.)

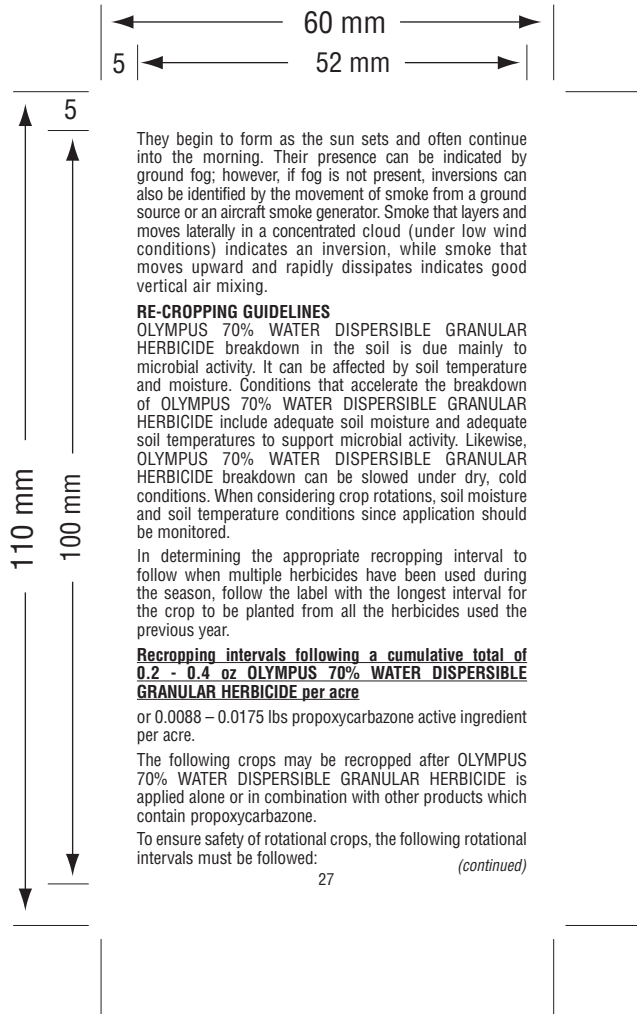
WIND:
Drift potential is lowest between wind speeds of 2 - 10 mph. However, many factors, including droplet size and equipment type determine drift potential at any given speed. Application should be avoided below 2 mph due to variable wind direction and high inversion potential. **NOTE:** Local terrain can influence wind patterns. Every applicator should be familiar with local wind patterns and how they affect spray drift.

For all non-aerial applications, wind speed must be measured adjacent to the application site, on the upwind side, immediately prior to application.

TEMPERATURE AND HUMIDITY:
When making applications in low relative humidity, set up equipment to produce larger droplets to compensate for evaporation. Droplet evaporation is most severe when conditions are both hot and dry. Avoid spraying during conditions of low humidity and/or high temperatures.

TEMPERATURE INVERSIONS:
Do not make aerial or ground applications into areas of temperature inversions because drift potential is high. Temperature inversions restrict vertical air mixing, which causes small-suspended droplets to remain in a concentrated cloud. This cloud can move in unpredictable directions due to the light variable winds common during inversions. Temperature inversions are characterized by increasing temperatures with altitude and are common on nights with limited cloud cover and light to no wind.

(continued)



They begin to form as the sun sets and often continue into the morning. Their presence can be indicated by ground fog; however, if fog is not present, inversions can also be identified by the movement of smoke from a ground source or an aircraft smoke generator. Smoke that layers and moves laterally in a concentrated cloud (under low wind conditions) indicates an inversion, while smoke that moves upward and rapidly dissipates indicates good vertical air mixing.

RE-CROPPING GUIDELINES

OLYMPUS 70% WATER DISPERSIBLE GRANULAR HERBICIDE breakdown in the soil is due mainly to microbial activity. It can be affected by soil temperature and moisture. Conditions that accelerate the breakdown of OLYMPUS 70% WATER DISPERSIBLE GRANULAR HERBICIDE include adequate soil moisture and adequate soil temperatures to support microbial activity. Likewise, OLYMPUS 70% WATER DISPERSIBLE GRANULAR HERBICIDE breakdown can be slowed under dry, cold conditions. When considering crop rotations, soil moisture and soil temperature conditions since application should be monitored.

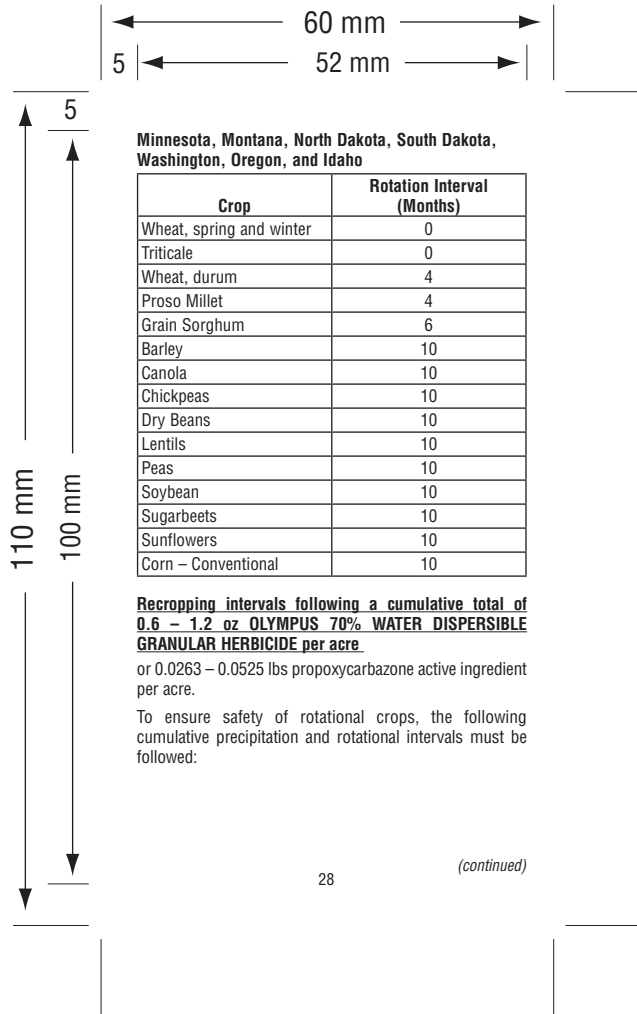
In determining the appropriate recropping interval to follow when multiple herbicides have been used during the season, follow the label with the longest interval for the crop to be planted from all the herbicides used the previous year.

Recropping intervals following a cumulative total of 0.2 - 0.4 oz OLYMPUS 70% WATER DISPERSIBLE GRANULAR HERBICIDE per acre

or 0.0088 – 0.0175 lbs propoxycarbazone active ingredient per acre.

The following crops may be recropped after OLYMPUS 70% WATER DISPERSIBLE GRANULAR HERBICIDE is applied alone or in combination with other products which contain propoxycarbazone.

To ensure safety of rotational crops, the following rotational intervals must be followed: (continued)



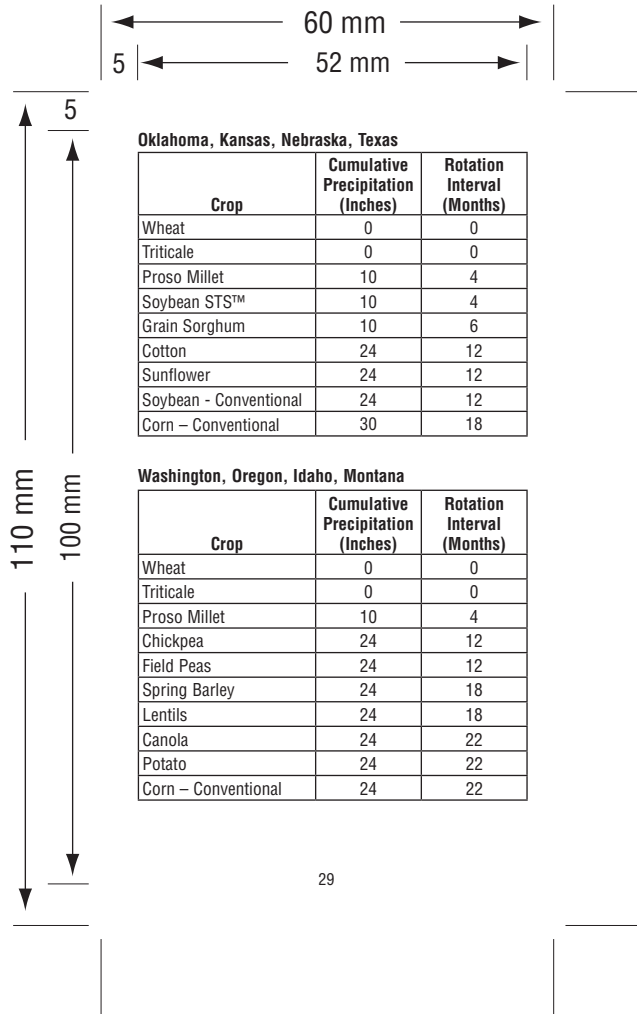
Minnesota, Montana, North Dakota, South Dakota, Washington, Oregon, and Idaho

Crop	Rotation Interval (Months)
Wheat, spring and winter	0
Triticale	0
Wheat, durum	4
Proso Millet	4
Grain Sorghum	6
Barley	10
Canola	10
Chickpeas	10
Dry Beans	10
Lentils	10
Peas	10
Soybean	10
Sugarbeets	10
Sunflowers	10
Corn – Conventional	10

Recropping intervals following a cumulative total of 0.6 – 1.2 oz OLYMPUS 70% WATER DISPERSIBLE GRANULAR HERBICIDE per acre.

or 0.0263 – 0.0525 lbs propoxycarbazone active ingredient per acre.

To ensure safety of rotational crops, the following cumulative precipitation and rotational intervals must be followed:

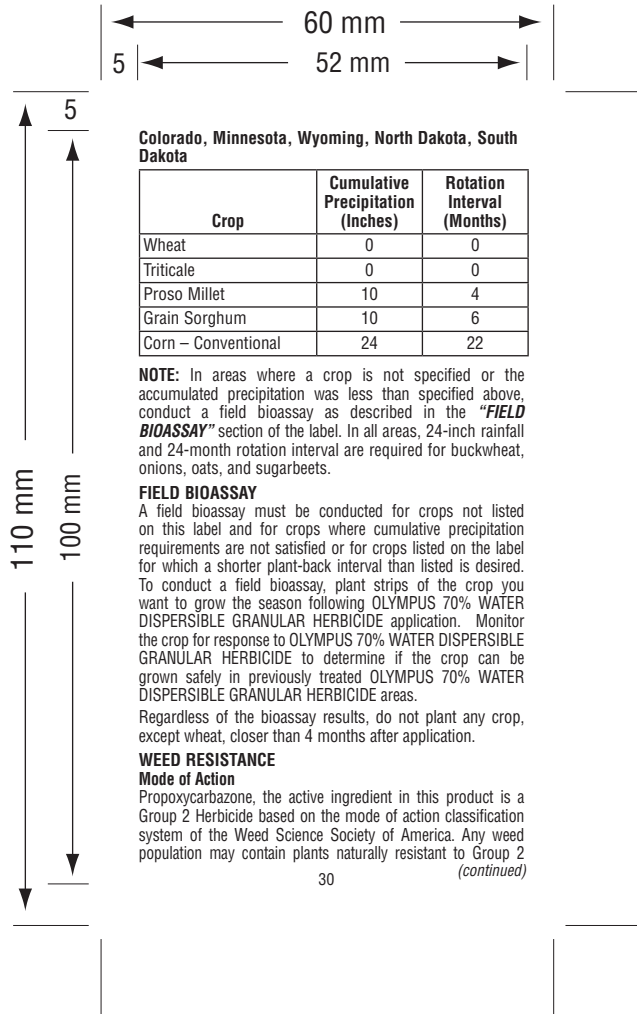


Oklahoma, Kansas, Nebraska, Texas

Crop	Cumulative Precipitation (Inches)	Rotation Interval (Months)
Wheat	0	0
Triticale	0	0
Proso Millet	10	4
Soybean STS™	10	4
Grain Sorghum	10	6
Cotton	24	12
Sunflower	24	12
Soybean - Conventional	24	12
Corn – Conventional	30	18

Washington, Oregon, Idaho, Montana

Crop	Cumulative Precipitation (Inches)	Rotation Interval (Months)
Wheat	0	0
Triticale	0	0
Proso Millet	10	4
Chickpea	24	12
Field Peas	24	12
Spring Barley	24	18
Lentils	24	18
Canola	24	22
Potato	24	22
Corn – Conventional	24	22



Colorado, Minnesota, Wyoming, North Dakota, South Dakota

Crop	Cumulative Precipitation (Inches)	Rotation Interval (Months)
Wheat	0	0
Triticale	0	0
Proso Millet	10	4
Grain Sorghum	10	6
Corn – Conventional	24	22

NOTE: In areas where a crop is not specified or the accumulated precipitation was less than specified above, conduct a field bioassay as described in the “**FIELD BIOASSAY**” section of the label. In all areas, 24-inch rainfall and 24-month rotation interval are required for buckwheat, onions, oats, and sugarbeets.

FIELD BIOASSAY

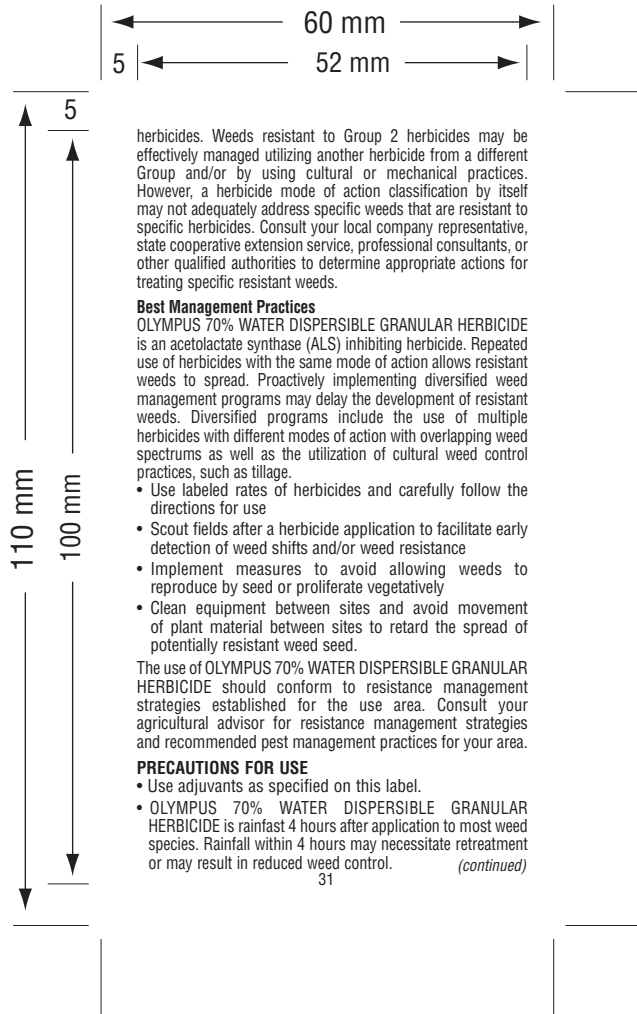
A field bioassay must be conducted for crops not listed on this label and for crops where cumulative precipitation requirements are not satisfied or for crops listed on the label for which a shorter plant-back interval than listed is desired. To conduct a field bioassay, plant strips of the crop you want to grow the season following OLYMPUS 70% WATER DISPERSIBLE GRANULAR HERBICIDE application. Monitor the crop for response to OLYMPUS 70% WATER DISPERSIBLE GRANULAR HERBICIDE to determine if the crop can be grown safely in previously treated OLYMPUS 70% WATER DISPERSIBLE GRANULAR HERBICIDE areas.

Regardless of the bioassay results, do not plant any crop, except wheat, closer than 4 months after application.

WEED RESISTANCE

Mode of Action

Propoxycarbazone, the active ingredient in this product is a Group 2 Herbicide based on the mode of action classification system of the Weed Science Society of America. Any weed population may contain plants naturally resistant to Group 2



herbicides. Weeds resistant to Group 2 herbicides may be effectively managed utilizing another herbicide from a different Group and/or by using cultural or mechanical practices. However, a herbicide mode of action classification by itself may not adequately address specific weeds that are resistant to specific herbicides. Consult your local company representative, state cooperative extension service, professional consultants, or other qualified authorities to determine appropriate actions for treating specific resistant weeds.

Best Management Practices

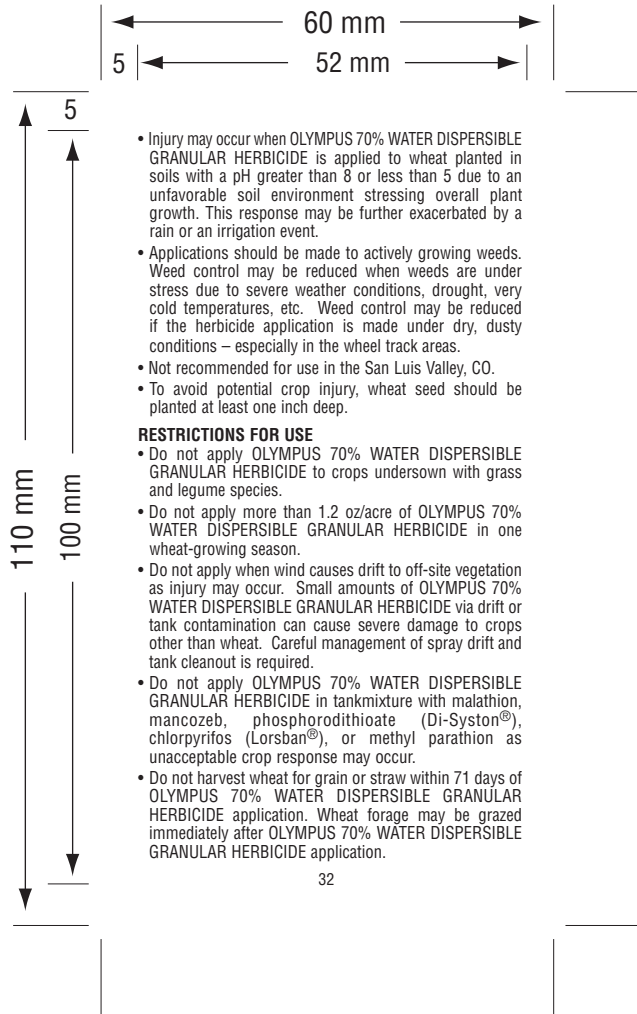
OLYMPUS 70% WATER DISPERSIBLE GRANULAR HERBICIDE is an acetolactate synthase (ALS) inhibiting herbicide. Repeated use of herbicides with the same mode of action allows resistant weeds to spread. Proactively implementing diversified weed management programs may delay the development of resistant weeds. Diversified programs include the use of multiple herbicides with different modes of action with overlapping weed spectrums as well as the utilization of cultural weed control practices, such as tillage.

- Use labeled rates of herbicides and carefully follow the directions for use
- Scout fields after a herbicide application to facilitate early detection of weed shifts and/or weed resistance
- Implement measures to avoid allowing weeds to reproduce by seed or proliferate vegetatively
- Clean equipment between sites and avoid movement of plant material between sites to retard the spread of potentially resistant weed seed.

The use of OLYMPUS 70% WATER DISPERSIBLE GRANULAR HERBICIDE should conform to resistance management strategies established for the use area. Consult your agricultural advisor for resistance management strategies and recommended pest management practices for your area.

PRECAUTIONS FOR USE

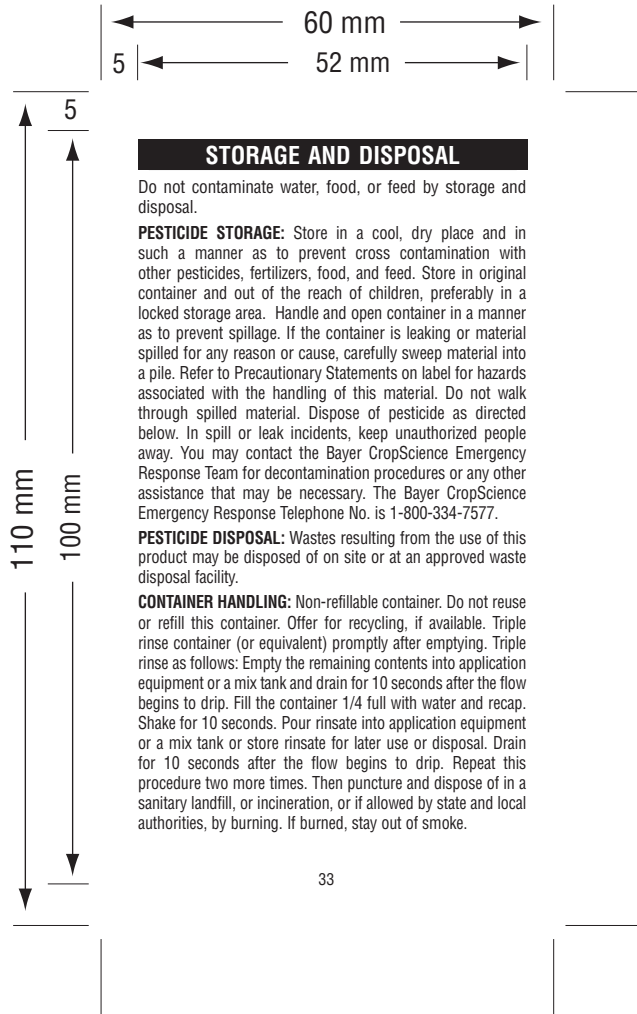
- Use adjuvants as specified on this label.
- OLYMPUS 70% WATER DISPERSIBLE GRANULAR HERBICIDE is rainfast 4 hours after application to most weed species. Rainfall within 4 hours may necessitate retreatment or may result in reduced weed control. *(continued)*



- Injury may occur when OLYMPUS 70% WATER DISPERSIBLE GRANULAR HERBICIDE is applied to wheat planted in soils with a pH greater than 8 or less than 5 due to an unfavorable soil environment stressing overall plant growth. This response may be further exacerbated by a rain or an irrigation event.
- Applications should be made to actively growing weeds. Weed control may be reduced when weeds are under stress due to severe weather conditions, drought, very cold temperatures, etc. Weed control may be reduced if the herbicide application is made under dry, dusty conditions – especially in the wheel track areas.
- Not recommended for use in the San Luis Valley, CO.
- To avoid potential crop injury, wheat seed should be planted at least one inch deep.

RESTRICTIONS FOR USE

- Do not apply OLYMPUS 70% WATER DISPERSIBLE GRANULAR HERBICIDE to crops undersown with grass and legume species.
- Do not apply more than 1.2 oz/acre of OLYMPUS 70% WATER DISPERSIBLE GRANULAR HERBICIDE in one wheat-growing season.
- Do not apply when wind causes drift to off-site vegetation as injury may occur. Small amounts of OLYMPUS 70% WATER DISPERSIBLE GRANULAR HERBICIDE via drift or tank contamination can cause severe damage to crops other than wheat. Careful management of spray drift and tank cleanout is required.
- Do not apply OLYMPUS 70% WATER DISPERSIBLE GRANULAR HERBICIDE in tankmixture with malathion, mancozeb, phosphorodithioate (Di-Syston®), chlorpyrifos (Lorsban®), or methyl parathion as unacceptable crop response may occur.
- Do not harvest wheat for grain or straw within 71 days of OLYMPUS 70% WATER DISPERSIBLE GRANULAR HERBICIDE application. Wheat forage may be grazed immediately after OLYMPUS 70% WATER DISPERSIBLE GRANULAR HERBICIDE application.



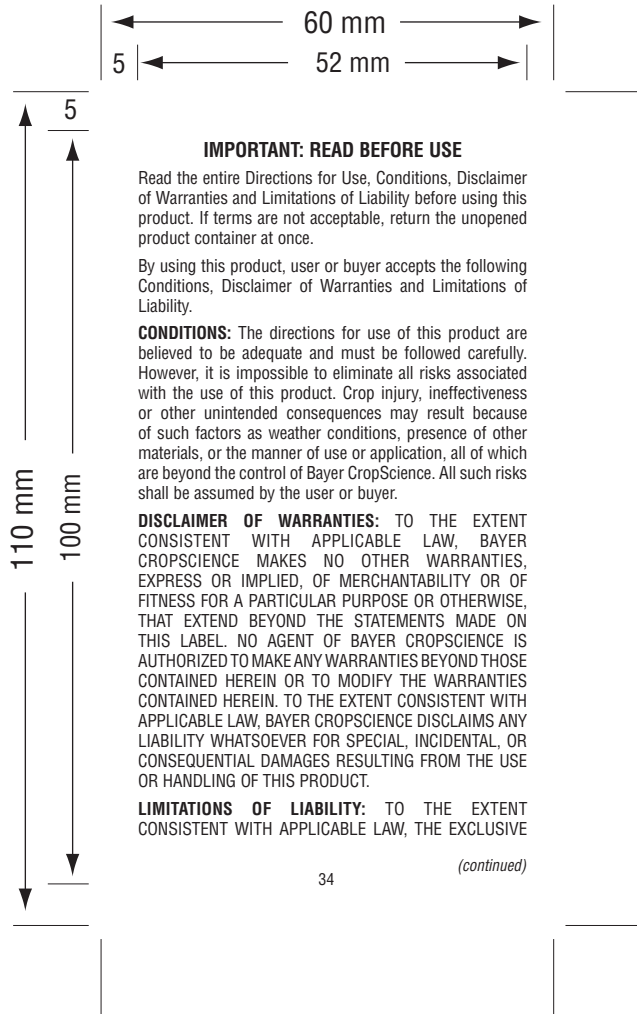
STORAGE AND DISPOSAL

Do not contaminate water, food, or feed by storage and disposal.

PESTICIDE STORAGE: Store in a cool, dry place and in such a manner as to prevent cross contamination with other pesticides, fertilizers, food, and feed. Store in original container and out of the reach of children, preferably in a locked storage area. Handle and open container in a manner as to prevent spillage. If the container is leaking or material spilled for any reason or cause, carefully sweep material into a pile. Refer to Precautionary Statements on label for hazards associated with the handling of this material. Do not walk through spilled material. Dispose of pesticide as directed below. In spill or leak incidents, keep unauthorized people away. You may contact the Bayer CropScience Emergency Response Team for decontamination procedures or any other assistance that may be necessary. The Bayer CropScience Emergency Response Telephone No. is 1-800-334-7577.

PESTICIDE DISPOSAL: Wastes resulting from the use of this product may be disposed of on site or at an approved waste disposal facility.

CONTAINER HANDLING: Non-refillable container. Do not reuse or refill this container. Offer for recycling, if available. Triple rinse container (or equivalent) promptly after emptying. Triple rinse as follows: Empty the remaining contents into application equipment or a mix tank and drain for 10 seconds after the flow begins to drip. Fill the container 1/4 full with water and recap. Shake for 10 seconds. Pour rinsate into application equipment or a mix tank or store rinsate for later use or disposal. Drain for 10 seconds after the flow begins to drip. Repeat this procedure two more times. Then puncture and dispose of in a sanitary landfill, or incineration, or if allowed by state and local authorities, by burning. If burned, stay out of smoke.



IMPORTANT: READ BEFORE USE

Read the entire Directions for Use, Conditions, Disclaimer of Warranties and Limitations of Liability before using this product. If terms are not acceptable, return the unopened product container at once.

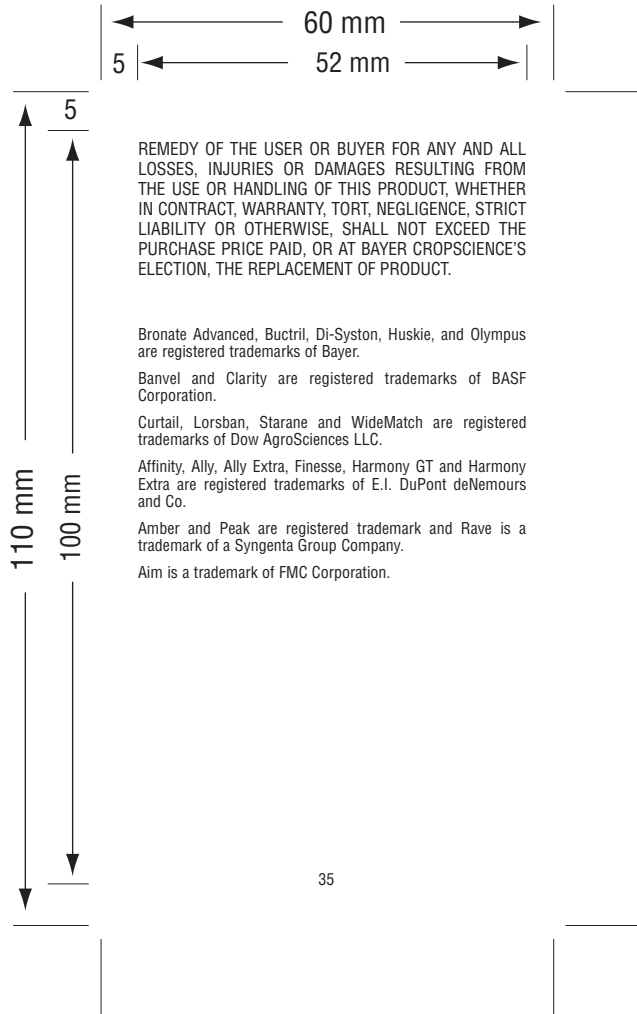
By using this product, user or buyer accepts the following Conditions, Disclaimer of Warranties and Limitations of Liability.

CONDITIONS: The directions for use of this product are believed to be adequate and must be followed carefully. However, it is impossible to eliminate all risks associated with the use of this product. Crop injury, ineffectiveness or other unintended consequences may result because of such factors as weather conditions, presence of other materials, or the manner of use or application, all of which are beyond the control of Bayer CropScience. All such risks shall be assumed by the user or buyer.

DISCLAIMER OF WARRANTIES: TO THE EXTENT CONSISTENT WITH APPLICABLE LAW, BAYER CROPSCIENCE MAKES NO OTHER WARRANTIES, EXPRESS OR IMPLIED, OF MERCHANTABILITY OR OF FITNESS FOR A PARTICULAR PURPOSE OR OTHERWISE, THAT EXTEND BEYOND THE STATEMENTS MADE ON THIS LABEL. NO AGENT OF BAYER CROPSCIENCE IS AUTHORIZED TO MAKE ANY WARRANTIES BEYOND THOSE CONTAINED HEREIN OR TO MODIFY THE WARRANTIES CONTAINED HEREIN. TO THE EXTENT CONSISTENT WITH APPLICABLE LAW, BAYER CROPSCIENCE DISCLAIMS ANY LIABILITY WHATSOEVER FOR SPECIAL, INCIDENTAL, OR CONSEQUENTIAL DAMAGES RESULTING FROM THE USE OR HANDLING OF THIS PRODUCT.

LIMITATIONS OF LIABILITY: TO THE EXTENT CONSISTENT WITH APPLICABLE LAW, THE EXCLUSIVE

(continued)



REMEDY OF THE USER OR BUYER FOR ANY AND ALL LOSSES, INJURIES OR DAMAGES RESULTING FROM THE USE OR HANDLING OF THIS PRODUCT, WHETHER IN CONTRACT, WARRANTY, TORT, NEGLIGENCE, STRICT LIABILITY OR OTHERWISE, SHALL NOT EXCEED THE PURCHASE PRICE PAID, OR AT BAYER CROPSCIENCE'S ELECTION, THE REPLACEMENT OF PRODUCT.

Bronate Advanced, Buctril, Di-Syston, Huskie, and Olympus are registered trademarks of Bayer.

Banvel and Clarity are registered trademarks of BASF Corporation.

Curtail, Lorsban, Starane and WideMatch are registered trademarks of Dow AgroSciences LLC.

Affinity, Ally, Ally Extra, Finesse, Harmony GT and Harmony Extra are registered trademarks of E.I. DuPont deNemours and Co.

Amber and Peak are registered trademark and Rave is a trademark of a Syngenta Group Company.

Aim is a trademark of FMC Corporation.

