

OMNI OIL 6E

(INSECTICIDE-MITICIDE) LIQUID
A NARROW RANGE SUPERIOR SPRAY OIL

ACTIVE INGREDIENT:

| | |
|--------------------------|----------------|
| Mineral Oil* | 98.00% |
| INERT INGREDIENTS | 2.00% |
| TOTAL | 100.00% |

Superior Petroleum Oil Minimum Unsulfonated Residue – 92%
*Contains petroleum distillates.

NOTE: THIS PRODUCT IS NOT INTENDED FOR GREENHOUSE USE.

KEEP OUT OF REACH OF CHILDREN CAUTION

PRECAUTIONARY STATEMENTS HAZARDS TO HUMANS AND DOMESTIC ANIMALS CAUTION

Harmful if absorbed through skin. Avoid contact with eyes, skin or clothing. Prolonged and frequently repeated skin contact may cause allergic reactions in some individuals.

FIRST AID

| | |
|--------------------------------|---|
| IF ON SKIN OR CLOTHING: | Take off contaminated clothing. Rinse skin immediately with plenty of water for 15-20 minutes. Call a poison control center or doctor for treatment advice. |
| IF SWALLOWED: | Call a poison control center or doctor immediately for treatment advice. Do not induce vomiting unless told to do so by the poison control center or doctor. Do not give any liquid to a person. Do not give anything by mouth to an unconscious or convulsing person. |
| IF INHALED: | Move person to fresh air. If person is not breathing, call 911 or an ambulance, then give artificial respiration, preferably by mouth-to-mouth, if possible. Call a poison control center or doctor for further treatment advice. |
| IF IN EYES: | Hold eye open and rinse slowly and gently with water for 15-20 minutes. Remove contact lenses, if present, after the first 5 minutes, then continue rinsing eye. Call a poison control center or doctor for treatment advice. |

Have the product container with you when calling a poison control center or doctor or when going for treatment. You also may call Chemtrec at 1-800-424-9300 for emergency medical treatment information.

NOTE TO PHYSICIAN: This product contains petroleum distillates and may pose an aspiration pneumonia hazard. Do not induce vomiting.

SEE INSIDE LEAFLET FOR ADDITIONAL PRECAUTIONARY STATEMENTS AND COMPLETE DIRECTIONS FOR USE.

NET CONTENTS:

DIRECTIONS FOR USE

It is a violation of Federal Law to use this product in a manner inconsistent with its labeling. Do not apply this product in a way that will contact workers or other persons, either directly or through drift. Only protected handlers may be in the area during application. For any requirements specific to your State or Tribe, consult the agency responsible for pesticide regulation.

STORAGE AND DISPOSAL

Do not contaminate water, food, or feed by storage or disposal.

PESTICIDE STORAGE: Keep container well sealed. Do not contaminate with water or other solutions to avoid loss of emulsification and phytotoxicity. Protect from excessive heat.

PESTICIDE DISPOSAL: Do not contaminate water, food or feed by storage or disposal. Wastes resulting from the use of this product may be disposed of on site or at an approved waste disposal facility.

CONTAINER DISPOSAL: NONREFILLABLE CONTAINER (EQUAL TO OR LESS THAN 5 GALLONS): Do not reuse or refill this container. Triple rinse container (or equivalent) promptly after emptying. Triple rinse as follows: Empty the remaining contents into application equipment or a mix tank and drain for 10 seconds after the flow begins to drip. Fill the container 1/4 full with water and recap. Shake for 10 seconds. Pour rinsate into application equipment or a mix tank or store rinsate for later use or disposal. Drain for 10 seconds after the flow begins to drip. Repeat this procedure two more times. Offer for recycling, if available, or puncture and dispose of container in a sanitary landfill or by other procedures approved by State and local authorities.

NONREFILLABLE CONTAINER (GREATER THAN 5 GALLONS): Do not reuse or refill this container. Triple rinse container (or equivalent) promptly after emptying. Triple rinse as follows: Empty the remaining contents into application equipment or a mix tank. Fill the container 1/4 full with water. Replace and tighten closures. Tip container on its side and roll it back and forth, ensuring at least one complete revolution, for 30 seconds. Stand the container on its end and tip it back and forth several times. Turn the container over onto its other end and tip it back and forth several times. Empty the rinsate into application equipment or a mix tank or store rinsate for later use or disposal. Repeat this procedure two more times. Offer for recycling, if available, or puncture and dispose of container in a sanitary landfill or by other procedures approved by State and local authorities.

REFILLABLE CONTAINER: Refill this container with pesticide only. Do not reuse this container for any other purpose. Cleaning the container before final disposal is the responsibility of the person disposing of the container. Cleaning before refilling is the responsibility of the refiller. To clean the container before final disposal, empty the remaining contents from this container into application equipment or mix tank. Fill the container about 10 percent full with water. Agitate vigorously or recirculate water with the pump for 2 minutes. Pour or pump rinsate into application equipment or rinsate collection system. Repeat this rinsing procedure two more times. Offer for recycling, if available, or puncture and dispose of in a sanitary landfill or by other procedures approved by state and local authorities.

EPA Reg. No. 5905-368 AD 121113
EPA Est. Nos.: First letters of product batch code indicate producing establishment: 5905-GA-1=CG, 5905-AR-1=WA, 5905-CA-1=KC, 5905-IA-1=DI

Manufactured For

HELENA CHEMICAL COMPANY

225 SCHILLING BOULEVARD, SUITE 300
COLLIERVILLE, TENNESSEE 38017

PEEL BACK BOOK HERE AND RESEAL AFTER OPENING

OPM #110273

PERSONAL PROTECTIVE EQUIPMENT (PPE)

Some materials that are chemical-resistant to this product are made of barrier laminate, nitrile rubber, neoprene rubber or viton. If you want more options, follow the instructions for category E on an EPA chemical-resistance category selection chart.

Mixers, loaders, applicators, flaggers, and other handlers must wear:

- Long-sleeved shirt and long pants,
- Shoes plus socks, and
- Chemical-resistant gloves.

See **ENGINEERING CONTROLS** for additional requirements.

Follow manufacturer's instructions for cleaning/maintaining PPE. If no such instructions for washables exist, use detergent and hot water. Keep and wash PPE separately from other laundry.

Discard clothing and other absorbent material that have been drenched or heavily contaminated with the product's concentrate. Do not reuse them.

When handlers use closed systems, enclosed cabs, or aircraft in a manner that meets the requirements listed in the Worker Protection Standard (WPS) for agricultural pesticides [40 CFR 170.240(d)(4-6)], the handler PPE requirements may be reduced or modified as specified in the WPS.

USER SAFETY RECOMMENDATIONS

Users should:

- Wash hands before eating, drinking, chewing gum, using tobacco or using the toilet.
- Remove clothing/PPE immediately if pesticide gets inside. Then wash thoroughly and put on clean clothing.
- Remove PPE immediately after handling this product. Wash the outside of gloves before removing. As soon as possible, wash thoroughly and change into clean clothing.

ENGINEERING CONTROLS

Pilots must use an enclosed cockpit that meets the requirements listed in the WPS for agricultural pesticides [40 CFR 170.240(d)(6)].

ENVIRONMENTAL HAZARDS

This product is toxic to fish. Do not apply directly to water, or to areas where surface water is present or to intertidal areas below the mean high water mark. Do not contaminate water when disposing of equipment washwaters or rinsate.

Drift and runoff may be hazardous to aquatic organisms in water adjacent to treated areas.

PHYSICAL OR CHEMICAL HAZARDS

Do not use, pour, spill or store near heat or open flame.

CHEMIGATION PROHIBITION

Do not apply this product through any type of irrigation system.

DIRECTIONS FOR USE

It is a violation of Federal Law to use this product in a manner inconsistent with its labeling.

Do not apply this product in a way that will contact workers or other persons, either directly or through drift. Only protected handlers may be in the area during application. For any requirements specific to your State or Tribe, consult the agency responsible for pesticide regulation.

AG

Use this product only in accordance with the requirements for the protection of agricultural crops from pest insects and diseases. It contains requirements and exceptions pertaining to the protection of agricultural crops. The requirements in this box apply to the protection of agricultural crops.

Do not enter or allow worker entry into treated areas until the spray has dried. Wear the PPE required for early entry to treat anything that has been treated, such as:

- Coveralls
- Shoes plus socks, and
- Chemical-resistant gloves made of

NON-

The requirements in this box apply to the protection of non-crop plants, such as cultural pesticides (40 CFR Part 170.240(d)(4-6)), nurseries, or greenhouses. Do not enter

A variety of factors including weather and application (e.g., ground, aerial, or air) may require appropriate adjustments when applying. The requirements in this box apply to all the methods of application.

WIND SPEED

Do not apply at wind speeds greater than

TEMPERATURE INVERSIONS

If applying at wind speeds less than 3 mph, atmospheric conditions exist at or below the application height that may be atmospheric conditions.

DROPLET SIZE

Apply as a medium or coarser spray (AS)

GROUND SPRAY APPLICATIONS

Apply using a nozzle height of no more than

AIRBLAST APPLICATIONS

Turn off outward pointing nozzles at the application height. In all applications, spray must be directed into the

AERIAL APPLICATIONS

Do not release spray at a height greater than

Boom Length:

The boom length must not exceed 75 feet

Swath Adjustment:

When applications are made with a boom, the boom must be placed at the downward edge of the swath. Do not unspray at the downwind edge of the swath.

OMNI OIL 6E is refined phytonomic concentrate in the dormant stage.

This product is intended for use by crop



AGRICULTURAL USE REQUIREMENTS

Use this product only in accordance with its labeling and with the Worker Protection Standard, 40 CFR Part 170. This Standard contains requirements for the protection of agricultural workers on farms, forests, nurseries, and greenhouses, and handlers of agricultural pesticides. It contains requirements for training, decontamination, notification, and emergency assistance. It also contains specific instructions and exceptions pertaining to the statements on this label about personal protective equipment (PPE) and restricted-entry interval. The requirements in this box only apply to uses of this product that are covered by the Worker Protection Standard.

Do not enter or allow worker entry into treated areas during the restricted-entry interval (REI) of 12 hours.

PPE required for early entry to treated areas that is permitted under the Worker Protection Standard and that involves contact with anything that has been treated, such as soil or water, is:

- Coveralls
- Shoes plus socks, and
- Chemical-resistant gloves made of any waterproof material

NON-AGRICULTURAL USE REQUIREMENTS

The requirements in this box apply to uses of this product that are NOT within the scope of Worker Protection Standard for agricultural pesticides (40 CFR Part 170). The WPS applies when this product is used to produce agricultural plants on farms, forest, nurseries, or greenhouses. Do not enter or allow others to enter until sprays have dried.

SPRAY DRIFT MANAGEMENT

A variety of factors including weather conditions (e.g., wind direction, wind speed, temperature, and relative humidity) and method of application (e.g., ground, aerial, or airblast) can influence pesticide drift. The applicator and grower must evaluate all factors and make appropriate adjustments when applying this product. The restrictions pertaining to wind speed, temperature inversions, and droplet size apply to all the methods of application permitted for this product.

WIND SPEED

Do not apply at wind speeds greater than 15 mph at the application site.

TEMPERATURE INVERSIONS

If applying at wind speeds less than 3 mph, the applicator must determine if a) conditions of temperature inversion exist, or b) stable atmospheric conditions exist at or below nozzle height. Do not make applications into areas of temperature inversions or stable atmospheric conditions.

DROPLET SIZE

Apply as a medium or coarser spray (ASABE standard 572), and the minimum volume mean diameter (VMD) for spinning atomizer nozzles.

GROUND SPRAY APPLICATIONS

Apply using a nozzle height of no more than 4 feet above the ground or crop canopy.

AIRBLAST APPLICATIONS

Turn off outward pointing nozzles at row ends and when spraying outer row. To minimize spray loss over the top in orchard applications, spray must be directed into the canopy.

AERIAL APPLICATIONS

Do not release spray at a height greater than 10 feet above the ground, top of crop, or above the orchard canopy.

Boom Length:

The boom length must not exceed 75% of the wingspan or 90% of the rotor blade's diameter.

Swath Adjustment:

When applications are made with a cross-wind, the swath will be displaced downwind. The applicator must compensate for this displacement at the downward edge of the application area by adjusting the path of the aircraft upwind. Leave at least one swath unsprayed at the downwind edge of the treated field.

PRODUCT INFORMATION

OMNI OIL 6E is refined phytonomic oil that functions as a contact insecticide. This product is for use on plants that are in foliage or in the dormant stage.

This product is intended for use by commercial growers and commercial applicators.

U

When using this product in combination with other pesticides, be aware of other limitations on the labels for the other pesticides.

Do not use **OMNI OIL 6E** when temperatures have dropped below 50°F and plants are not expected to rise to above 35°F and plants are not expected to rise to above 35°F.

Applications to trees weakened by frost or other factors should be made before temperatures drop. The spray tank must be made free of other pesticides. Do not combine sulfur sprays with lowing **OMNI OIL 6E** until at least 14 days after sulfur has been used in combination with sulfur in Delayed Dormant (before the scale green) period. If in doubt, spray a water. If sufficient time has not elapsed, do not spray.

Do not use **OMNI OIL 6E** in combination with Captan, Folpet, Dyrene, Morestan, or other fungicides. Except where specified otherwise, this product may be applied using ground, aerial, or aircraft.

When applying by **ground equipment**, spray until wet but not saturated. Do not spray until wet but not saturated.

For applications by **concentrate**, where the label specifies actual concentration, use that concentration. For **aerial applications**, apply to provide 10 gallons of spray per acre for trees. Therefore, aerial applications are not feasible.

Except where limited by this label, typical per-acre spray gallonage is 100 gallons for aerial applications.

- (1) Add enough water to the mixture to provide a total volume of 100 gallons per acre.
- (2) Add micronutrients and other additives that they are completely dispersed in the mixture.
- (3) Maintain agitation of the mixture for more than 20 minutes.
- (4) Ensure that spray equipment is properly calibrated.

ALFALFA (Seed Crop Only): Use 10 gallons of water per acre. Do not use on alfalfa stands that are labeled for use with a minimum of 10 gallons of water. The minimum of 10 gallons of water.

ALMONDS, APRICOTS, CHERRY: Use 1.5 to 2 gallons in 300 to 600 gallons of spray. Almonds and Apricots.





USE RESTRICTIONS AND PRECAUTIONS

When using this product in combination with other pesticides, as authorized by this label, observe all cautions, use restrictions, and other limitations on the labels for all products involved.

Do not use **OMNI OIL 6E** when temperatures are above 95°F.

If temperatures have dropped below 32°F (including overnight lows), do not spray tree and vine crops until daytime temperatures have risen to above 35°F and plants are free of moisture due to melting frost or heavy dew.

Applications to trees weakened by disease, drought, driving winds, or high nitrogen may result in oil-caused injury.

The spray tank must be made free of any sulfur residue before using **OMNI OIL 6E**. Except where directed otherwise by this label, do not combine sulfur sprays with **OMNI OIL 6E**. For plant safety, do not follow a previous application of sulfur or apply sulfur following **OMNI OIL 6E** until at least 30 days have elapsed, except in Oregon, Washington, and Idaho, where **OMNI OIL 6E** may be used in combination with sulfur in the following application situations: Pears – Post-harvest (after all fruit is off the tree), Dormant and Delayed Dormant (before the scales slip, or prior to or at bud swell); and Apples – prior to or up to the Delayed Dormant (1/2-inch green) period. If in doubt, spray a portion of one tree previously treated with sulfur, using 1 quart of **OMNI OIL 6E** in 25 gallons of water. If sufficient time has not elapsed, foliar burn will show in several days.

Do not use **OMNI OIL 6E** in combination with or immediately before or after spraying with dinitro compounds, fungicides such as Captan, Folpet, Dyrene, Morestan or any other product containing sulfur.

Except where specified otherwise, the rates of **OMNI OIL 6E** prescribed by this label are on the basis of dilution in 100 gallons of water.

This product may be applied using conventional hydraulic sprayers, concentrate application equipment, ground application equipment, or aircraft.

When applying by **ground equipment**, use enough spray solution to completely penetrate the leaf canopy and cover both top and bottom of all leaves until wet but without significant runoff. This label's directions regarding volume of spray solution pertain to applications to mature trees and vines with normal foliage cover. Reduce rates proportionally for smaller and immature plants.

For applications by **concentrate methods**, apply the total amount of **OMNI OIL 6E** indicated on the per 100-gallon basis, except where the label specifies actual concentration rates. (Example: If the rate for a dilute application is expressed in terms of gallons per acre).

For **aerial applications**, apply the quantity of **OMNI OIL 6E** indicated for the crop or other plants to be treated in sufficient water to provide 10 gallons of spray per acre, except where the label prescribes otherwise. Aerial applications are not as efficient as ground sprays for trees. Therefore, aerial applications should only be made when growing and/or soil conditions make ground applications infeasible.

Except where limited by this label, the optimum spray gallonage depends upon tree or crop size, planting density, and growth stage. Typical per-acre spray gallonages will range from 100–600 gallons for dilute spray, 20–100 gallons for concentrate spray, and 5–100 gallons for aerial applications.

MIXING INSTRUCTIONS

- (1) Add enough water to the mixing tank for proper agitation.
- (2) Add micronutrients and other desired pesticides. If dry pesticide products are used, mix the materials with water thoroughly so that they are completely dispersed in the mixing tank. DO NOT add **OMNI OIL 6E** before a uniform mixture of pesticide and water is obtained.
- (3) Maintain agitation of the mix until the spray is applied. Flush any spray mix remaining in hoses back into the tank if the solution stands for more than 20 minutes.
- (4) Ensure that spray equipment is thoroughly clean so that residues from other applications do not remain.

ALFALFA (Seed Crop Only): Use 1 quart per acre in a minimum of 20 gallons of water per acre for ground applications or in a minimum of 10 gallons of water per acre for aerial applications, when used in combination, and at the labeled rates, with insecticides or miticides that are labeled for use with oil sprays. To increase the effectiveness of desiccants, apply 2 gallons of product per acre by air in a minimum of 10 gallons of water. This use is limited to herbicide/desiccant products that are labeled for alfalfa seed desiccation.

ALMONDS, APRICOTS, CHERRIES, NECTARINES, PEACHES, PLUMS, PRUNES: Dormant or Delayed Dormant – Dilute Spray: Brown Apricot Scale, Black Scale, San Jose Scale, Olive Scale (Parlatoria Scale), Oleander Scale, Frosted Scale, Italian Pear Scale, European Fruit Lecanium, Putnam Scale, Soft Brown Scale, other Scale Insects, Eggs of Aphids, Red Spider Mites, Brown Mites – Use 1.5 to 2 gallons in 300 to 600 gallons of water per acre. Concentrate Spray: Use 4 to 6 gallons per acre in a minimum of 20 gallons of spray. Almonds and Apricots: European Red Mite, Brown Mite, San Jose Scale – Use 4 to 8 gallons per acre in a minimum of

20 gallons of spray. Spring or 1 to 2 gallons in 300 to 600 gallons of spray. Aerial Applications: Plums and Prunes – Dilute Spray: 100 gallons of water. Concentrate Spray: 8 gallons per acre in a minimum of 20 gallons of spray.

Restrictions for application of spray mixture or 2.0% by volume:

APPLES: Rust Mite: Delayed Dormant – Use 2 to 1.5 gallons per acre in a minimum of 20 gallons of spray.

APPLES, PEARS: Dormant or Delayed Dormant (Apples only – delayed Dormant; Pears Psylla – Use 2 to 20 gallons of spray per acre to 1.5 gallons per acre diluted in 20 gallons of spray. Aerial Applications: Use 2 to 1.5 gallons per acre diluted in 20 gallons of spray.

Dormant (Washington, Oregon): plus sulfur or lime sulfur at the rate of sulfur or lime sulfur in sufficient gallons of oil plus sulfur or lime sulfur to make 2.0% by volume.

NOTE: Oil plus sulfur or lime sulfur may be used.

ASPARAGUS, BEANS, BEEF PEAS: Leafminers, Caterpillars – Use 2 to 1.5 gallons per acre in a minimum of 20 gallons of spray.

AVOCADOS: For Mites and Thrips for thorough coverage. Do not use in 50 to 100 gallons of spray in 20 to 100 gallons of spray. In 20 to 100 gallons of spray, 1 gallon of spray may be sufficient to control symptoms to 100%.

BANANAS, PLANTAINS: For water per acre. (Mist Blower: Use 2 to 1.5 gallons of spray per acre. Continue every 10–15 days during the growing season. Phytotoxicity may be affected by a directed spray on unbagged banana plants may also loosen Sooty Mite.)

BLUEBERRIES, BUSHBERRY: 200 psi spray pressure. Use 2 to 1.5 gallons of water per acre. Use 200 psi spray pressure.

CABBAGE, CAULIFLOWER: Mites, Plant Bugs, Thrips, & Whiteflies registered for use on Brassicas.

COFFEE: For control of Green Coffee Scale.

FIGS: Fig Scale – Dormant or Delayed Dormant – Use 2 to 1.5 gallons in a minimum of 50 gallons of water.

GRAPES (Dormant): Dilute Spray: Use on grapes for mealybug control at labeled rate of an insecticide. Suppresses Grape and Vitis Mites. Use 2 to 1.5 gallons per acre concentrate. 1 gallon of spray may temporarily affect surface bloom within 2 days of harvest, **OMNI OIL 6E** may affect surface bloom.



S

all cautions, use restrictions, and

until daytime temperatures have

oil-caused injury.

directed otherwise by this label, application of sulfur or apply sulfur foliarly, where **OMNI OIL 6E** may be applied if fruit is off the tree), Dormant and to the Delayed Dormant (1/2-inch of **OMNI OIL 6E** in 25 gallons of

compounds, fungicides such as

of dilution in 100 gallons of water.

ment, ground application equip-

if canopy and cover both top and bottom of spray solution pertain to application and immature plants.

the per 100-gallon basis, except as directed in terms of gallons per acre). Applications to be treated in sufficient water conditions are not as efficient as ground applications make ground applications

planting density, and growth stage. For concentrate spray, and 5–10

materials with water thoroughly so form mixture of pesticide and water

back into the tank if the solution

it remain.

ground applications or in a minimum of 20 gallons of water. Aerial Application: Use at least 4 and no more than 6 gallons of product in a minimum of 20 gallons of spray. Plums and Prunes – Dilute Spray: Peach Twig Borer – Apply 50–200 gallons of spray solution per acre using 1.5 to 2 gallons per 100 gallons of water. Concentrate Spray: Use 6 to 8 gallons per acre in a minimum of 20 gallons of water. Aerial Application: Use 6 to 8 gallons per acre in a minimum of 20 gallons of spray.

Delayed Dormant – Dilute Spray: Frosting Scale, Italian Pear Scale, Red Spider Mites, Brown Mites – per acre in a minimum of 20 gallons per acre in a minimum of

20 gallons of spray. Spring or Summer Dilute Spray: Two-spotted Mites, Pacific Mites, European Red Mites, and Brown Mites – Use 1 to 2 gallons in 300 to 600 gallons of water per acre. Spring or Summer Concentrate: Use 4 to 6 gallons per acre in a minimum of 20 gallons of spray. Aerial Application: Use at least 4 and no more than 6 gallons of product in a minimum of 20 gallons of spray. Plums and Prunes – Dilute Spray: Peach Twig Borer – Apply 50–200 gallons of spray solution per acre using 1.5 to 2 gallons per 100 gallons of water. Concentrate Spray: Use 6 to 8 gallons per acre in a minimum of 20 gallons of water. Aerial Application: Use 6 to 8 gallons per acre in a minimum of 20 gallons of spray.

Restrictions for applications on CHERRIES ONLY: Do not exceed a maximum application rate of 2.0 gallons per 100 gallons of spray mixture or 2.0% by volume. Do not apply this product to cherries in conjunction with azinphos-methyl based insecticides.

APPLES: Rust Mite: Delayed Dormant – Use 1.5 to 2 gallons of product in 50 to 200 gallons of water per acre. Summer Use – Use 1 to 1.5 gallons per acre in a minimum of 20 gallons of spray.

APPLES, PEARS: Dormant or Delayed Dormant – Dilute Spray: San Jose Scale, Pear Scale, Eggs of Aphids, Red Spider Mites, Rust Mites (Apples only – delayed dormant) – Use 1 to 2 gallons in 50 to 200 gallons of water per acre. Pears only – Delayed Dormant: Pear Psylla – Use 2 gallons in 50 to 200 gallons of water per acre. Concentrate Spray: Use 4 to 6 gallons in a minimum of 20 gallons of spray per acre. Summer Dilute Spray: Two-Spotted Spider Mites, Pacific Mites, and European Red Mites – Use 1 to 1.5 gallons per acre diluted in 400 to 800 gallons of water. Concentrate Spray: Use no more than 4 gallons per acre in a minimum of 20 gallons of spray. Aerial Application: Use no more than 4–6 gallons of product in a minimum of 20 gallons of spray per acre.

Dormant (Washington, Oregon, and Idaho only): Apples – Dilute spray for mites and San Jose scale, use 1 to 1.5 gallons of oil plus sulfur or lime sulfur at the specified label rate. Concentrate spray: Use 4 to 6 gallons of oil per acre plus the specified label rate of sulfur or lime sulfur in sufficient water to total 20 to 100 gallons of spray per acre. Pears – Dilute Spray: Pear Psylla, use 1 to 1.5 gallons of oil plus sulfur or lime sulfur at the specified label rate. Concentrate spray: Use no more than five gallons of oil plus the specified label rate of sulfur or lime sulfur in sufficient water to total 20 to 100 gallons of spray per acre.

NOTE: Oil plus sulfur or lime sulfur can cause severe foliage and fruit bud injury if applied after the dormant period.

ASPARAGUS, BEANS, BEETS, CORN, CUCURBITS, PEPPERS, SQUASH, AND TOMATOES: Aphids, Mites, Beetle Larvae, Leafminers, Caterpillars – Use 1 to 2 gallons of product per 100 gallons of water per acre.

AVOCADOS: For Mites and Thrips – Use 1 to 4 gallons per acre in a dilute spray of 400 to 2000 gallons per acre. Use enough spray for thorough coverage. Do not exceed 30 gallons of oil per acre per application. For concentrate spray, use 1 to 18 gallons per acre in 50 to 100 gallons of spray mixture or in enough water for adequate coverage. For aerial application, use 1 to 18 gallons per acre in 20 to 100 gallons of spray. When the application of oil is more than 2% v/v concentration, treat and observe a small area. Allow enough time for symptoms to appear before continuing to spray.

BANANAS, PLANTAINS: For control of Black Leaf Streak, Black Sigatoka, Yellow Sigatoka: Use 0.5–1.5 gallons in 20–100 gallons water per acre. (Mist Blower: Use 1.5 gallons in 6 gallons of water per acre.) **Note:** Begin application when disease first appears and continue every 10–15 days during rainy season or as is needed. Do not apply when daytime temperatures exceed 80°F as injury may occur. Phytotoxicity may be affected by the quantity of oil used, vigor of trees and temperature at time of application. Bag fruits, or use a directed spray on unbagged fruits. Bagged fruit improves crop safety whereas unbagged fruit may show phytotoxicity. This application may also loosen Sooty Mold Fungus and prevent its formation through control of Aphids, Mealybugs, Scale Insects, and Whiteflies.

BLUEBERRIES, BUSHBERRIES, CANEBERRIES: For control of Mites, Powdery Mildew and Rust, apply 0.75–1.5 gallons in 100 gallons of water per acre. Using ground equipment, spray for optimum coverage of leaf surfaces. For Fungal Diseases, use at least 200 psi spray pressure.

CABBAGE, CAULIFLOWER, CELERY, COLE CROPS, LETTUCE, & ONIONS: Aphids, Leafhoppers, Leaf Miners, Loopers, Mites, Plant Bugs, Thrips, & Whiteflies – Use 1–2 gallons in 100 gallons of water per acre in combination with other insecticides or miticides registered for use on these crops.

COFFEE: For control of Green Scale, use 3–6 gallons in 100 gallons of water per acre. Use only water as a diluent.

FIGS: Fig Scale – Dormant or Delayed Dormant – Dilute Spray: Use 2 to 3 gallons per 100 gallons of water. Apply 300 to 600 gallons of spray mix per acre. Use 3 gallons of product per 100 gallons of water for severe infestations. Concentrate Spray: Use 4 to 6 gallons in a minimum of 50 gallons of spray per acre.

GRAPES (Dormant): Dilute Spray: Mealybug – Use 1 to 2 gallons plus the appropriate labeled rate of an insecticide registered for use on grapes for mealybug control in 200 to 300 gallons water per acre. Concentrate Spray: Use 1 to 2 gallons plus the appropriate labeled rate of an insecticide registered for use on grapes for mealybug control per acre in enough water for thorough coverage. Suppression of Grape and Variegated Leafhopper nymphs – Use 1 to 1.5 gallons per 100 gallons of water as a dilute spray or 1–3 gallons per acre concentrate. Mite suppression – 1 to 2 gallons per acre concentrate. Narrow range oils such as **OMNI OIL 6E** can temporarily affect surface bloom appearance without causing subsurface injury. When used for leafhopper or mite suppression within 2 days of harvest, **OMNI OIL 6E** should not be applied to grapes designated for fresh market.



GRAPES (Summer Use): Use 1/4 to 1 gallon per 100 gallons of water to control mites and powdery mildew. Do not exceed 1 gallon of oil per acre during summer applications. Do not spray near the time of sulfur application.

HOPS: For control of Mites and Powdery Mildew: Use 1–2 gallons of oil in 100 gallons of water per acre. **Note:** Powdery Mildew: Initiate sprays at early leaf stage. Continue sprays every 10–14 days. Mite control will be effective under the same spray interval as powdery mildew sprays.

OLIVES: Dilute Spray: Parlatoria Scale, Oleander Scale, Olive Scale, Black Scale, and Spider Mites – Use 1.5 gallons of product in 400 to 500 gallons of water per acre. This product may be applied post-bloom (late May through June, when crawlers are present), in summer (July 15 through August), and post-harvest (October through November).

PISTACHIOS: Dormant and Delayed Dormant Applications: Soft Scale and Wintering Phytocoris – Use alone or in combination with other registered products labeled for control of Soft Scale on Pistachios.

For concentrate applications: Use 4 to 8 gallons of **OMNI OIL 6E** in 70 to 150 gallons of water per acre. No more than 6% v/v solution is permitted as a concentrate application.

For dilute applications: Use 5 to 10 gallons of **OMNI OIL 6E** in 250 to 500 gallons of water per acre. No more than 2% v/v solution is permitted as a dilute application. For moderate to severe insect population, the concentrate applications should be used. To enhance efficacy, apply by mid-February. Applications made in January or February, especially at higher rates, may result in advanced bud break and bloom, which may increase the potential for frost damage. Do not apply the product when the orchard is not vigorous or when it is under stress.

STRAWBERRIES: Two-Spotted Spider Mites – Use product at 1.0% to 2.0% volume-to-volume in 60 gallons of water per acre with air-assisted low-volume ground application equipment or 200 gallons of water per acre with standard ground spray equipment. Application may be made during the winter months when plants are semi-dormant. Do not use oil from peak bloom through peak fruiting period. Application should be made when mites are at no more than a moderate infestation level. Higher levels of mite infestations will require treatment with more effective miticides. Make applications at no less than 14 days between applications. Consult your local Extension Office for more specific local mite threshold density recommendations for this type of treatment. When using refined petroleum oils on strawberries there will be a danger of phytotoxicity. To minimize the problem, do not apply this product when warm temperatures, 75 degrees F and higher, are expected for several days after application.

In California, do not apply this product from:

- January 16 to May 30 in Orange and San Diego Counties and the Oxnard Plains;
- February 1 to June 15 in the Santa Maria Valley; and
- March 1 to June 30 in Monterey and Santa Cruz Counties.

TROPICAL FRUITS (Kiwi, Mango, Papaya, and Pineapple):

Kiwi: For control of Latania Scale, Greedy Scale, Oleander Scale, and San Jose Scale: Use 4–6 gallons of oil per 100 gallons of water per acre. Use 6 gallons of oil per 100 gallons of water per acre when scale populations are high.

Mango: For control of Mites and Powdery Mildew: Use 1–1.5 gallons of oil in 100 gallons of water per acre.

Papaya: For control of Mites, Powdery Mildew, Papaya Ringspot Virus: Use 0.75–1.5 gallons in 100 gallons of water per acre.

Pineapple: For control of Mealybugs, Bud Moth, Chinese Rose Beetle: Spray: Use 1–2 gallons of oil in 100 gallons of water per acre. Dip: Use 1–2 gallons of oil in 100 gallons of water. Dip for 30 seconds.

TOBACCO: For control of Aphids, Mites, Beetle Larvae, Leafminers, Thrips, Leafhopper, Whitefly: Use 0.75–1 gallon of oil per 100 gallons of water per acre.

CITRUS (*Citrus* spp., *Fortunella* spp.)

ORANGES (NAVEL AND VALENCIA), GRAPEFRUIT, MANDARINS, CITRON, and OTHER CITRUS spp.: Red Scale, Yellow Scale, Citricola Scale, Purple Scale, Black Scale, and Brown Soft Scale, Whiteflies, Red Spider Mites, Pacific Spider Mites, and Two-Spotted Spider Mites: Dilute Spray – Apply 1.2 to 1.4 gallons of product per acre in late summer through October. For southern California (including all coastal counties), apply 0.5 to 1.4 gallons per acre throughout the year (i.e., no timing restrictions). Do not apply to navel oranges during or after color break. Make applications in enough water for thorough coverage. Concentrate Spray – Apply in a minimum of 20 gallons per acre.

LEMONS AND LIMES: Red Scale, Yellow Scale, Purple Scale, Black Scale, Brown Soft Scale, Red Spider Mites, Bud Mites, and Flat Mites: Dilute Spray – Apply 1.2 to 1.4 gallons of product per acre. Apply in late spring and late summer through December. In Southern California (including all coastal counties), 0.5 to 1.4 gallons throughout the year (no timing restrictions). Make applications in enough water for thorough coverage. Concentrate Spray – Apply in a minimum of 20 gallons per acre.

ALL CITRUS VARIETIES:

Freezing Temperatures: Do not use oil should be taken in combining oil sprays – the combinations are applied over foliage

Adjuvant Uses: This product may be used on citrus. Do not exceed a 0.4% volume-to-

Maximum Application Amounts: Do not exceed 100 gallons of water per acre in Texas and Florida. Do not exceed 100 gallons of water per acre in California.

WALNUTS: Delayed Dormant: Black Scale, Red Spider Mite Eggs, and Walnut Aphid (expanded leaves); Spider Mites – Use 4 gallons of product per 100 gallons of water per acre from lack of moisture or other stressing factors. Do not use on husk split. As an adjuvant for neutral copy 100 gallons of water as a dilute spray. For

SHADE TREES, SHRUBS, ORNAMENTAL SHADE TREES* and Shrubs, including: Adelgids, Bugs (immature), Caterpillars, E (immature), Sawfly Larvae, Scales (immature), and Spider Mites. Use 2 to 4 gallons of product per 100 gallons of water. Do not use on plants that are not tolerant to oil sprays.

Ornamental Trees*, Shrubs along citrus Evergreens: Aphids, Adelgids, Bugs (immature), Mealybugs, Psyllids (immature), Sawfly Larvae, and Spider Mites. Use 2 to 4 gallons of product per 100 gallons of water. Do not use on

Roses and other Flowering Shrubs: A Beetle Larvae, Leafminers, Mealybugs, F Winter Dormant Period, as needed – Use to 2 gallons of product per 100 gallons of water

Foliage Ornamentals and Bedding Plants: Bugs, Leaf Beetle Larvae, Leafminers, M (immature): Winter Dormant Period, as needed – Use 1 to 2 gallons of product per

*Oil removes the glaucous (blue) bloom from buds and shoot elongation. Do not use on plants such as Douglas Fir have a tendency toward

Restrictions: Spray no more than 4 times per year. Do not spray when buds have fully opened and shoot elongation is under stress. For fall dormant application to: American Red Oak, Japanese Black F Plum. Keep spray away from open bloom



Do not exceed 1 gal-

ote: Powdery Mildew: same spray interval as

5 gallons of product in crawlers are present),

or in combination with

No more than 6% v/v

more than 2% v/v solu-
tions should be used. To
r rates, may result in
ct when the orchard is

of water per acre with
und spray equipment.
k bloom through peak
er levels of mite infes-
1 applications. Consult
reatment. When using
not apply this product

oil per 100 gallons of

of water per acre.

0 gallons of water per

-1 gallon of oil per 100

op.: Red Scale, Yellow
Spider Mites, and Two-
October. For southern
g restrictions). Do not
: Concentrate Spray –

Mites, Bud Mites, and
through December. In
ns). Make applications

ALL CITRUS VARIETIES:

Freezing Temperatures: Do not use oil spray when freezing temperatures are expected within 24 hours of the application. Care should be taken in combining oil sprays with other miticides and insecticides due to the possibility of increased phytotoxicity when the combinations are applied over foliage. Consult a local Agricultural Extension Service agent for advice on specific combinations.

Adjuvant Uses: This product may be used as an adjuvant with suitable insecticides or miticides that are registered for use on citrus. Do not exceed a 0.4% volume-to-volume concentration.

Maximum Application Amounts: Do not exceed 159 pounds active ingredient per acre (in a maximum of 1500 gallons of spray mix per acre) in Texas and Florida. Do not exceed 212 pounds active ingredient per acre (in a maximum of 2000 gallons of spray mix per acre) in California.

WALNUTS: Delayed Dormant: Black Scale, San Jose Scale, Olive Scale, Frosted Scale, Calico Scale, European Fruit Lecanium Scale, Red Spider Mite Eggs, and Walnut Aphid Eggs: Dilute Spray – Use 2 gallons in 300 to 500 gallons of water per acre. Foliar (fully expanded leaves): Spider Mites – Use 4 gallons of product per acre in 200 to 400 gallons of water per acre. Concentrate Spray: for delayed dormant and foliar sprays, apply in a minimum of 40 gallons of water per acre. Use oil only on trees that have not suffered from lack of moisture or other stressing factors during the growing season. Do not apply when soil moisture is low. Do not apply after husk split. As an adjuvant for neutral copper compounds for control of Walnut Blight in pre- and post-bloom sprays: Use 1 quart per 100 gallons of water as a dilute spray. Follow dosages and timings on the copper product label.

SHADE TREES, SHRUBS, ORNAMENTALS, FLOWER AND FOLIAGE PLANTS

Shade Trees* and Shrubs, including Conifers, Deciduous Broadleaf Evergreens, and Woody Ornamentals: Aphids, Adelgids, Bugs (immature), Caterpillars, Eriophyid Mites, Gall Mites, Lace Bugs, Leaf Beetle Larvae, Leafminers, Mealybugs, Psyllids (immature), Sawfly Larvae, Scales (immature), Spider Mites, Whiteflies (immature); Winter Dormant Period, as needed – Use 2 to 4 gallons of product per 100 gallons water. **Note:** This product may cause discoloration of Blue Spruce. Do not use on Conifers or Ferns that are not tolerant to oil sprays.

Ornamental Trees*, Shrubs along city streets and other rights-of-way including Conifers, Deciduous, and Broadleaf Evergreens: Aphids, Adelgids, Bugs (immature), Caterpillars, Eriophyid Mites, Gall Mites, Lace Bugs, Leaf Beetle Larvae, Leafminers, Mealybugs, Psyllids (immature), Sawfly Larvae, Scales (immature), Spider Mites, Whiteflies (immature); Winter Dormant Period, as needed – Use 2 to 4 gallons of product per 100 gallons of water. Summer (Foliar or Cover), as needed – Use 1 to 3 gallons of product per 100 gallons water. Do not use on Christmas trees.

Roses and other Flowering Shrubs: Aphids, Adelgids, Bugs (immature), Caterpillars, Eriophyid Mites, Gall Mites, Lace Bugs, Leaf Beetle Larvae, Leafminers, Mealybugs, Psyllids (immature), Sawfly Larvae, Scales (immature), Spider Mites, Whiteflies (immature); Winter Dormant Period, as needed – Use 2 to 3 gallons product per 100 gallons water. Summer (Foliar or Cover), as needed – Use 1 to 2 gallons of product per 100 gallons water.

Foliage Ornamentals and Bedding Plants: Aphids, Adelgids, Bugs (immature), Caterpillars, Eriophyid Mites, Gall Mites, Lace Bugs, Leaf Beetle Larvae, Leafminers, Mealybugs, Psyllids (immature), Sawfly Larvae, Scales (immature), Spider Mites, Whiteflies (immature); Winter Dormant Period, as needed – Use 2 to 3 gallons of product per 100 gallons water. Summer (Foliar or Cover), as needed – Use 1 to 2 gallons of product per 100 gallons water.

*Oil removes the glaucous (blue) bloom from such evergreens as Colorado Blue Spruce and Koster Spruce. Always use lower dosage or test spray oil-sensitive plants such as Cryptomeria, Smoke Tree, Chamaecyparis, Juniper, Japanese Holly and Spruce. Red Cedar and Douglas Fir have a tendency toward sensitivity. Do not spray Walnut foliage.

Restrictions: Spray no more than 4 times during the growing season; use a 2-week minimum application interval. Do not spray when buds have fully opened and shoot elongation is occurring. Do not spray when there is obvious moisture deficit in leaves, or plant is under stress. For fall dormant applications, reduce rate to 2 gallons oil per 100 gallons water. In the state of California **only**, limit use to: American Red Oak, Japanese Black Pine, Dogwood, Weeping Cherry, Cornelian Cherry, Crabapple, Norway Maple, Purple Leaf Plum. Keep spray away from open blooms. Bleaching and spotting of open blooms have been observed with some types of plants.

Do not contaminate water, food, or

PESTICIDE STORAGE: Keep con-
tation and phytotoxicity. Protect from

PESTICIDE DISPOSAL: Do not co-
product may be disposed of on site

CONTAINER DISPOSAL:
NONREFILLABLE CONTAINER (1
container (or equivalent) promptly at
or a mix tank and drain for 10 second
seconds. Pour rinsate into applicati
the flow begins to drip. Repeat this
tainer in a sanitary landfill or by oth

NONREFILLABLE CONTAINER (1
equivalent) promptly after emptying
tank. Fill the container 1/4 full with v
ing at least one complete revolution
the container over onto its other enc
tank or store rinsate for later use or
and dispose of container in a sanita

REFILLABLE CONTAINER: Refill
the container before final disposal
responsibility of the refiller. To clear
application equipment or mix tank,
the pump for 2 minutes. Pour or pu
dure two more times. Offer for rec
approved by state and local authori

COND AND LIM

Read the Conditions of Sale – W terms are not acceptable, return

The directions on this label are believ
crop to which the product is applied
follow the label directions or good a
“Company”) or seller. In addition, fail
Company warrants that this product
to in the directions for use subject to
by applicable laws, the Company mal
implied warranty of merchantability or

To the extent permitted by applicable
ding or use of this product shall be li

1. Refund of the purchase price paid
2. Replacement of the product used

To the extent allowed by law, the Co
indirect, incidental, or consequential
Company and the seller offer this pro
of warranty, liability and remedies.

© Copyright Helena Holding Compan





rs of the application. Care reased phytotoxicity when on specific combinations. are registered for use on

n of 1500 gallons of spray 2000 gallons of spray mix

ean Fruit Lecanium Scale, ater per acre. Foliar (fully re. Concentrate Spray: for ees that have not suffered a is low. Do not apply after m sprays: Use 1 quart per

y Ornamentals: Aphids, iners, Mealybugs, Psyllids], as needed – Use 2 to 4 t use on Conifers or Ferns

ciduous, and Broadleaf Beetle Larvae, Leafminers, Vinter Dormant Period, as Use 1 to 3 gallons of prod-

all Mites, Lace Bugs, Leaf tes, Whiteflies (immature): Cover), as needed – Use 1

id Mites, Gall Mites, Lace), Spider Mites, Whiteflies mmer (Foliar or Cover), as

. Always use lower dosage ily and Spruce. Red Cedar

nterval. Do not spray when feficit in leaves, or plant is of California **only**. limit use lowlay Maple, Purple Leaf with some types of plants.

STORAGE AND DISPOSAL

Do not contaminate water, food, or feed by storage or disposal.

PESTICIDE STORAGE: Keep container well sealed. Do not contaminate with water or other solutions to avoid loss of emulsification and phytotoxicity. Protect from excessive heat.

PESTICIDE DISPOSAL: Do not contaminate water, food or feed by storage or disposal. Wastes resulting from the use of this product may be disposed of on site or at an approved waste disposal facility.

CONTAINER DISPOSAL:

NONREFILLABLE CONTAINER (EQUAL TO OR LESS THAN 5 GALLONS): Do not reuse or refill this container. Triple rinse container (or equivalent) promptly after emptying. Triple rinse as follows: Empty the remaining contents into application equipment or a mix tank and drain for 10 seconds after the flow begins to drip. Fill the container 1/4 full with water and recap. Shake for 10 seconds. Pour rinsate into application equipment or a mix tank or store rinsate for later use or disposal. Drain for 10 seconds after the flow begins to drip. Repeat this procedure two more times. Offer for recycling, if available, or puncture and dispose of container in a sanitary landfill or by other procedures approved by State and local authorities.

NONREFILLABLE CONTAINER (GREATER THAN 5 GALLONS): Do not reuse or refill this container. Triple rinse container (or equivalent) promptly after emptying. Triple rinse as follows: Empty the remaining contents into application equipment or a mix tank. Fill the container 1/4 full with water. Replace and tighten closures. Tip container on its side and roll it back and forth, ensuring at least one complete revolution, for 30 seconds. Stand the container on its end and tip it back and forth several times. Turn the container over onto its other end and tip it back and forth several times. Empty the rinsate into application equipment or a mix tank or store rinsate for later use or disposal. Repeat this procedure two more times. Offer for recycling, if available, or puncture and dispose of container in a sanitary landfill or by other procedures approved by State and local authorities.

REFILLABLE CONTAINER: Refill this container with pesticide only. Do not reuse this container for any other purpose. Cleaning the container before final disposal is the responsibility of the person disposing of the container. Cleaning before refilling is the responsibility of the refiller. To clean the container before final disposal, empty the remaining contents from this container into application equipment or mix tank. Fill the container about 10 percent full with water. Agitate vigorously or recirculate water with the pump for 2 minutes. Pour or pump rinsate into application equipment or rinsate collection system. Repeat this rinsing procedure two more times. Offer for recycling, if available, or puncture and dispose of in a sanitary landfill or by other procedures approved by state and local authorities.

CONDITIONS OF SALE – LIMITED WARRANTY AND LIMITATIONS OF LIABILITY AND REMEDIES

Read the Conditions of Sale – Warranty and Limitations of Liability and Remedies before using this product. If the terms are not acceptable, return the product, unopened, and the full purchase price will be refunded.

The directions on this label are believed to be reliable and must be followed carefully. Insufficient control of pests and/or injury to the crop to which the product is applied may result from the occurrence of extraordinary or unusual weather conditions or the failure to follow the label directions or good application practices, all of which are beyond the control of Helena Chemical Company (the "Company") or seller. In addition, failure to follow label directions may cause injury to crops, animals, man or the environment. The Company warrants that this product conforms to the chemical description on the label and is reasonably fit for the purpose referred to in the directions for use subject to the factors noted above which are beyond the control of the Company. To the extent permitted by applicable laws, the Company makes no other warranties of any kind, expressed or implied, concerning the product, including no implied warranty of merchantability or fitness for any particular purpose.

To the extent permitted by applicable laws, the exclusive remedy against the Company for any cause of action relating to the handling or use of this product shall be limited to, at Helena Chemical Company's election, one of the following:

1. Refund of the purchase price paid by buyer or user for product bought, or
2. Replacement of the product used

To the extent allowed by law, the Company shall not be liable and any and all claims against the Company are waived for special, indirect, incidental, or consequential damages or expense of any nature, including, but not limited to, loss of profits or income. The Company and the seller offer this product and the buyer and user accept it, subject to the foregoing conditions of sale and limitation of warranty, liability and remedies.

© Copyright Helena Holding Company, 2012.

O
(IN
A NAR

ACTIVE INGREDIENT:
Mineral Oil*
INERT INGREDIENTS
TOTAL
Superior Petroleum Oil Minimum I
NOTE: THIS PRODUCT IS NOT

KEEP

HAZARDOUS

Harmful if absorbed through skin. Avoid individuals.

| | |
|--------------------------------|--|
| IF ON SKIN OR CLOTHING: | <ul style="list-style-type: none"> • Take off conta • Rinse skin imr • Call a poison c |
| IF SWALLOWED: | <ul style="list-style-type: none"> • Call a poison c • Do not induce • Do not give ar • Do not give ar |
| IF INHALED: | <ul style="list-style-type: none"> • Move person t • If person is no • Call a poison c |
| IF IN EYES: | <ul style="list-style-type: none"> • Hold eye open • Remove conta • Call a poison c |

Have the product container with you wh for emergency medical treatment inform

NOTE TO PHYSICIAN: This product co

SEE INSIDE LEAFLET FOR

EPA Reg. No. 5905-368
EPA Est. Nos.: First letters of product

225 SCHILLING

Job #72377



OMNI OIL 6E

(INSECTICIDE-MITICIDE) LIQUID

A NARROW RANGE SUPERIOR SPRAY OIL

ACTIVE INGREDIENT:

Mineral Oil* 98.00%

INERT INGREDIENTS 2.00%**TOTAL** 100.00%

Superior Petroleum Oil Minimum Unsulfonated Residue – 92%

*Contains petroleum distillates.

NOTE: THIS PRODUCT IS NOT INTENDED FOR GREENHOUSE USE.

KEEP OUT OF REACH OF CHILDREN

CAUTION

PRECAUTIONARY STATEMENTS

HAZARDS TO HUMANS AND DOMESTIC ANIMALS

CAUTION

Harmful if absorbed through skin. Avoid contact with eyes, skin or clothing. Prolonged and frequently repeated skin contact may cause allergic reactions in some individuals.

FIRST AID

| | |
|--------------------------------|--|
| IF ON SKIN OR CLOTHING: | <ul style="list-style-type: none"> • Take off contaminated clothing. • Rinse skin immediately with plenty of water for 15-20 minutes. • Call a poison control center or doctor for treatment advice. |
| IF SWALLOWED: | <ul style="list-style-type: none"> • Call a poison control center or doctor immediately for treatment advice. • Do not induce vomiting unless told to do so by the poison control center or doctor. • Do not give any liquid to a person. • Do not give anything by mouth to an unconscious or convulsing person. |
| IF INHALED: | <ul style="list-style-type: none"> • Move person to fresh air. • If person is not breathing, call 911 or an ambulance, then give artificial respiration, preferably by mouth-to-mouth, if possible. • Call a poison control center or doctor for further treatment advice. |
| IF IN EYES: | <ul style="list-style-type: none"> • Hold eye open and rinse slowly and gently with water for 15-20 minutes. • Remove contact lenses, if present, after the first 5 minutes, then continue rinsing eye. • Call a poison control center or doctor for treatment advice. |

Have the product container with you when calling a poison control center or doctor or when going for treatment. You also may call Chemtrec at 1-800-424-9300 for emergency medical treatment information.

NOTE TO PHYSICIAN: This product contains petroleum distillates and may pose an aspiration pneumonia hazard. Do not induce vomiting.**SEE INSIDE LEAFLET FOR ADDITIONAL PRECAUTIONARY STATEMENTS AND COMPLETE DIRECTIONS FOR USE.**

EPA Reg. No. 5905-368

AD 121113

EPA Est. Nos.: First letters of product batch code indicate producing establishment. 5905-GA-1=CG, 5905-AR-1=WA, 5905-CA-1=KC, 5905-IA-1=DI

Manufactured For

HELENA CHEMICAL COMPANY

225 SCHILLING BOULEVARD, SUITE 300 • COLLIERVILLE, TENNESSEE 38017

Job #72377

PROOF

THIS PROOF IS TO BE CHECKED FOR ACCURACY

Please review and approve **Text, Spelling, Copy Placement, Size, Shape, Colors** and **Dieline**.

Authorized signature accepts responsibility for accuracy of all copy, color break and artwork. Cimarron Label is not liable for any discrepancies subsequently identified.

PLEASE NOTE: Due to color variance between printers/monitors, the colors represented by this proof cannot be deemed accurate. Please refer to a color matching system such as the Pantone Matching System for a truer representation of spot colors.

THIS PROOF IS NOT ACCURATE FOR COLOR-MATCH.






Dieline does not print.

 **Cimarron Label**

Experts in Extended Text Labeling

4201 North Westport Ave. • Sioux Falls, SD 57107

Phone: (605) 978-0451 • Fax: (605) 978-0463

| DATE | JOB NUMBER | CUSTOMER |
|--|---|--|
| April 8, 2014 | 72377 | HELENA CHEMICAL CO. |
| LABEL SIZE | LEAFLET FOLDED SIZE | LEAFLET FLAT SIZE |
| 6.375" X 6.0" | 5.75" X 5.25" | 5.75" X 20.75" |
| LABEL COLORS | LEAFLET "OUT" COLORS | LEAFLET "IN" COLORS |
|  357  032 |  357  032 |  357 |
| PATTERN VARNISH: <input checked="" type="checkbox"/> YES <input type="checkbox"/> NO | | |

Form: CS 006L - 11/8/2011

ARTWORK IS APPROVED

REVISED PROOF NEEDED

**WE CANNOT PROCESS
THIS ORDER WITHOUT AN
AUTHORIZED SIGNATURE**

Signed _____ Date _____