



4.50"



**STRATEGO**<sup>®</sup>



**Fungicide**

Net Contents:

**2.5 Gallons**

GROUP 3 | 11 FUNGICIDE

*For control of certain diseases and plant health in barley, corn, filberts, oats, pecans, rice, soybean, triticale, and wheat*

**ACTIVE INGREDIENTS:**

|                                       |       |
|---------------------------------------|-------|
| Propiconazole (CAS No. 60207-90-1)    | 11.4% |
| Trifloxystrobin (CAS No. 141517-21-7) | 11.4% |

**OTHER INGREDIENTS\*:** 77.2%

Contains 1.04 lb Propiconazole per gallon **TOTAL: 100.0%**  
plus 1.04 lb Trifloxystrobin per gallon.

\*Contains petroleum distillates, xylene or xylene range aromatic solvents.

EPA Reg. No. 264-779

**STOP – Read the label before use**  
**KEEP OUT OF REACH OF CHILDREN**  
**WARNING AVISO**

Si usted no entiende la etiqueta, busque a alguien para que se la explique a usted en detalle. (If you do not understand the label, find someone to explain it to you in detail.)  
*FOR ADDITIONAL PRECAUTIONARY STATEMENTS: See Inside Booklet.*

For **MEDICAL** and **TRANSPORTATION** Emergencies **ONLY**  
Call 24 Hours A Day 1-800-334-7577  
For **PRODUCT USE** Information Call 1-866-99BAYER (1-866-992-2937)

Produced for:  
Bayer CropScience LP  
P.O. Box 12014, 2 T.W. Alexander Drive  
Research Triangle Park, North Carolina 27709  
STRATEGO is a registered trademark of Bayer.  
©2016 Bayer CropScience

141222Bv2 02/16  
US61380025B

COPY AREA  
7.50"

7.75"

4.25"  
COPY AREA

4.50"

### FIRST AID

|   |   |
|---|---|
| <b>IF IN EYES:</b>  | <ul style="list-style-type: none"> <li>• Hold eye open and rinse slowly and gently with water for 15 to 20 minutes. Remove contact lenses, if present, after the first 5 minutes, then continue rinsing eye.</li> <li>• Call a poison control center or doctor for treatment advice.</li> </ul>   |
| <b>IF SWALLOWED:</b>  | <ul style="list-style-type: none"> <li>• Call a poison control center or doctor immediately for treatment advice.</li> <li>• Do not give any liquid to the person.</li> <li>• Do not induce vomiting unless told to do so by a poison control center or doctor.</li> <li>• Do not give anything by mouth to an unconscious person.</li> </ul> |
| <p>In case of emergency call toll free the Bayer CropScience Emergency Response Telephone No. 1-800-334-7577. Have a product container or label with you when calling a poison control center or doctor, or going for treatment.</p>                |   |
| <p><b>Note To Physician:</b> If ingested, induce careful lavage of stomach. Treat symptomatically. Probable mucosal damage may contraindicate the use of gastric lavage. Contains petroleum distillate-vomiting may cause aspiration pneumonia.</p> |   |

### PRECAUTIONARY STATEMENTS

#### HAZARDS TO HUMANS AND DOMESTIC ANIMALS

#### WARNING

Causes substantial but temporary eye injury. Harmful if swallowed. Do not get in eyes or on clothing.

#### Personal Protective Equipment (PPE)

Some materials that are chemical-resistant to this product are butyl rubber 14 mils and barrier laminate. For more options, follow the instructions for category B or C on the chemical-resistance category selection chart in the EPA Label Review Manual.

All handlers (mixers, loaders, and applicators, or individuals performing one or more of these tasks) including those who apply this pesticide using hand-held equipment must wear:

- Long-sleeved shirt and long pants,
- Shoes and socks
- Protective eyewear, and
- Chemical-resistant gloves

Follow manufacturer's instructions for cleaning/maintaining PPE. If no such instructions for washables exist, use detergent and hot water. Keep and wash PPE separately from other laundry.

Discard clothing or other absorbent materials that have been drenched or heavily contaminated with this product's concentrate. Do not reuse them.

**Enclosed Cockpits:** Pilots must use an enclosed cockpit that meets the requirements listed in the Worker Protection Standard (WPS) for agricultural pesticides [40 CFR 170.240(d) (6)].

#### ENGINEERING CONTROL STATEMENTS

When handlers use closed systems, enclosed cabs, or aircraft in a manner that meets the requirements listed in the Worker Protection Standard (WPS) for agricultural pesticides [40 CFR 170.240(d)(4-6)], the handler PPE requirements may be reduced or modified as specified in the WPS.

COPY AREA

7.375"

7.75"

4.0625"

COPY AREA

4.50"

COPY AREA  
7.375"

**User Safety Recommendations**

**Users should:**

- Wash hands before eating, drinking, chewing gum, using tobacco, or using the toilet.
- Remove clothing/PPE immediately if pesticide gets inside, then wash thoroughly and put on clean clothing.
- Remove PPE immediately after handling this product. Wash the outside of gloves before removing. As soon as possible, wash thoroughly and change into clean clothing.

**ENVIRONMENTAL HAZARDS**

This pesticide is toxic to fish and shrimp. Do not apply directly to water, or to areas where surface water is present, or to intertidal areas below the mean high water mark. Drift and runoff may be hazardous to aquatic organisms in neighboring areas. Do not contaminate water when disposing of equipment wash water or rinsate.

**Ground Water Advisory**

Several trifloxystrobin degradates have properties and characteristics associated with chemicals detected in ground water. The use of this chemical in areas where soils are permeable, particularly where the water table is shallow, may result in ground water contamination.

**Physical or Chemical Hazards**

Do not use, pour, spill, or store near heat or open flame.

**DIRECTIONS FOR USE**

**It is a violation of federal law to use this product in a manner inconsistent with its labeling.**

Do not apply this product in a way that will contact workers or other persons, either directly or through drift. Only protected handlers may be in the area during application. For any requirements specific to your State or Tribe, consult the agency responsible for pesticide regulation.

**AGRICULTURAL USE REQUIREMENTS**

Use this product only in accordance with its labeling and with the Worker Protection Standard, 40 CFR part 170. This Standard contains requirements for the protection of agricultural workers on farms, forests, nurseries, and greenhouses, and handlers of agricultural pesticides. It contains requirements for training, decontamination, notification, and emergency assistance. It also contains specific instructions and exceptions pertaining to the statements on this label about personal protective equipment (PPE) and restricted-entry interval. The requirements in this box only apply to uses of this product that are covered by the Worker Protection Standard.

Do not enter or allow worker entry into treated areas during the restricted-entry interval (REI) of 12 hours.

PPE required for early entry to treated areas that is permitted under the Worker Protection Standard and that involves contact with anything that has been treated, such as plants, soil, or water is:

- Coveralls
- Chemical-resistant gloves made of any waterproof material
- Shoes and socks, and
- Protective Eyewear

4.0625"  
COPY AREA

7.75"

4.50"

**PRODUCT INFORMATION**

Stratego® Fungicide is a broad-spectrum fungicide for the improved plant health and control of certain diseases in barley, corn, oats, filberts, pecans, rice, soybeans, triticale, and wheat. Stratego® Fungicide, contains two fungicide active ingredients, and works by interfering with respiration in plant pathogenic fungi, inhibition of spore germination, and by blocking fungal growth.

UNDER CERTAIN CONDITIONS CONDUCIVE TO EXTENDED INFECTION PERIODS, ADDITIONAL FUNGICIDE APPLICATIONS BEYOND THE NUMBER ALLOWED BY THIS LABEL MAY BE NEEDED. UNDER THESE CONDITIONS USE ANOTHER FUNGICIDE REGISTERED FOR THE CROP/DISEASE APPEARING ON THIS LABEL.

**Resistance Management**

The components in Stratego Fungicide belong to two different chemistry classes. Trifloxystrobin belongs to the strobilurin class (Group 11) of chemistry which exhibits no known cross-resistance to other chemical classes including sterol inhibitors, dicarboximides, benzimidazoles, anilinopyrimidines, or phenylamides. Propiconazole belongs to the sterol inhibitor class (Group 3). Because resistance development cannot be predicted, the use of this product should conform to resistance management strategies established for the crop and use area. Such strategies may include rotating and/or tank mixing with products having different modes of action; or limiting the total number of applications per season. Reduced rates of fungicides encourage the development of resistance. Use labeled rates. Bayer CropScience encourages responsible product stewardship to ensure effective long-term control of the fungal diseases on this label.

**Application/Spray Equipment**

Stratego Fungicide may be applied by either, ground, aerial and/or chemigation equipment. Refer to the USE DIRECTIONS section of this label for approved applications for each crop.

Thorough coverage is necessary to provide good disease control. Applications using sufficient water volume to provide thorough and uniform coverage generally provide the most effective disease control. For ground application equipment, a minimum of 50 gal/A is recommended for tree crops and 10 gal/A for other crops. For aerial application equipment, a minimum of 10 gal/A is recommended for tree crops and 2 gal/A for other crops unless stated elsewhere on this label.

Chemigation equipment and mini bulk or bulk pumping systems used with full strength Stratego Fungicide must be designed with proper seal materials to avoid seal deterioration. EPDM, silicon rubber or leather seals work best with full strength Stratego Fungicide. Do not use Viton, Buna-N, Neoprene or PVC seals with full strength Stratego Fungicide. Dilution of product with water at ratios of 10:1 (water to product) or more dilute removes this concern.

**Aerial Application to Corn and Soybeans:**

Aerial applications of Stratego Fungicide to corn and soybeans may be applied using water volumes of 2 or more gallons of spray solution per acre (gpa). For application volumes of 2 to 5 gpa, the spray solution must contain from 0.5-1.0 pint/acre crop oil concentrate that has emulsified properties. Use the higher rate as weather conditions become less conducive for spray droplets to reach the target application zone (temperatures >85°F, relative humidity <60%) or when application volume is less than or equal to 3 gpa. For applications volumes of 5 gpa or greater, an approved adjuvant at recommended rates may be used.

If Stratego Fungicide is to be used in tank mixture with insecticides formulated as an EC (emulsifiable concentrate), use a non-ionic surfactant (0.125 to 0.25% v/v) instead of the crop oil.

Equip and properly calibrate sprayers with appropriate nozzles, pumping pressure and sprayer height to provide medium spray droplets that will penetrate throughout the crop canopy. Continually monitor spray applications to maintain correct droplet size and crop canopy penetration.

COPY AREA

7.375"

7.75"

4.0625"

COPY AREA

4.50"

COPY AREA  
7.375"

**Air Blast Sprayers:**

Air assisted or air blast sprayers move spray droplets into the crop canopy using a forced air system. The fan should be set up to deliver only enough air volume to penetrate the canopy and provide good coverage. Adjust deflectors or other aiming devices to direct spray only to the target area.

Equip sprayers with nozzles that provide accurate and uniform application. Check whirl plates and nozzle discs for wear and replace as necessary. Calibrate the sprayer before use.

Use a pump with a capacity to maintain the correct rated pressure for the nozzles selected. Maintain sufficient agitation to keep the mixture in suspension. Use jet agitators, a liquid sparge tube, or mechanical paddles for agitation.

It is suggested that screens be used to prevent nozzles from clogging. Screens placed after the tank and before the nozzles should be 50-mesh or coarser. Check nozzle manufacturer's recommendations.

**Broadcast Ground Sprayers:**

Equip sprayers with nozzles that provide accurate and uniform application. Be certain that nozzles are the same size and uniformly spaced across the boom. Calibrate sprayer before use.

Use a pump with the capacity to: (1) maintain a minimum of 35 psi at nozzles, and (2) provide sufficient agitation in the tank to keep the mixture in suspension - this requires recirculation of 10% of the tank volume per minute. Use a jet agitator or liquid sparge tube for agitation.

Use screens to protect the pump and to prevent nozzles from clogging. Screens placed on the suction side of the pump should be 16-mesh or coarser. Do not place a screen in the recirculation line. Use 50-mesh or coarser screens between the pump and boom, and where required, at nozzles. Check nozzle manufacturer's recommendations.

For information on spray equipment and calibration, consult sprayer manufacturers and state recommendations. For specific local directions and spray schedules, consult the current state agricultural experiment station recommendations.

**Application Through Irrigation Systems (Chemigation) - Apply Stratego Fungicide through irrigation equipment only to crops for which chemigation is specified on this label.**

Stratego Fungicide alone or in combination with other pesticides which are registered for application through irrigation systems, may be applied through irrigation systems. Apply this product only through center pivot, solid set, hand move, or moving wheel irrigation systems. Do not apply this product through any other type of irrigation system. Illegal pesticide residues in the crop can result from non-uniform distribution of treated water. If you have questions about calibration, you should contact State Extension Service specialists, equipment manufacturers, or other experts. Do not connect an irrigation system (including greenhouse systems) used for pesticide application to a public water system, unless the pesticide label-prescribed safety devices for public water systems are in place. A person knowledgeable of the chemigation system and responsible for its operation, or under the supervision of the responsible person, shall shut the system down and make necessary adjustments should the need arise.

**Operating Instructions**

1. The system must contain a functional check-valve, vacuum relief valve, and low pressure drain appropriately located on the irrigation pipeline to prevent water-source contamination from backflow.
2. The pesticide injection pipeline must contain a functional, automatic, quick-closing check-valve to prevent the flow of fluid back toward the injection pump.

*(continued)*

4.0625"

COPY AREA

7.75"

4.50"

COPY AREA  
7.375"

3. The pesticide injection pipeline must also contain a functional, normally closed, solenoid-operated valve located on the intake side of the injection pump and connected to the system interlock to prevent fluid from being withdrawn from the supply tank when the irrigation system is either automatically or manually shut down.
4. The system must contain functional interlocking controls to automatically shut off the pesticide injection pump when the water pump motor stops.
5. The irrigation line or water pump must include a functional pressure switch which will stop the water pump motor when the water pressure decreases to the point where pesticide distribution is adversely affected.
6. Systems must use a metering pump, such as a positive displacement injection pump (e.g., Diaphragm pump), effectively designed and constructed of materials that are compatible with pesticides and capable of being fitted with a system interlock.
7. Do not apply when wind speed favors drift beyond the area intended.

**Center Pivot Irrigation Equipment**

**Notes:** (1) Use only with drive systems which provide uniform water distribution. (2) Do not use end guns when chemigating Stratego Fungicide through center pivot systems because of non-uniform application.

Determine the size of the area to be treated. Determine the time required to apply 1/8-1/2 inch of water over the area to be treated when the system and injection equipment are operated at normal pressures as recommended by the equipment manufacturer. When applying Stratego Fungicide through irrigation equipment use the lowest obtainable water volume while maintaining uniform distribution. Run the system at 80-95% of the manufacturer's rated capacity. Using water, determine the injection pump output when operated at normal line pressure. Determine the amount of Stratego Fungicide required to treat the area covered by the irrigation system. Add the required amount of Stratego Fungicide and sufficient water to meet the injection time requirements to the solution tank. Make sure the system is fully charged with water before starting injection of the Stratego Fungicide solution. Time the injection to last at least as long as it takes to bring the system to full pressure. Maintain constant solution tank agitation during the injection period. Continue to operate the system until the Stratego Fungicide solution has cleared the sprinkler head.

**Solid Set, Hand Move, and Moving Wheel Irrigation Equipment**

When applying Stratego Fungicide through irrigation equipment use the lowest obtainable water volume while maintaining uniform distribution. Determine the amount of Stratego Fungicide required to treat the area covered by the irrigation system. Add the required amount of Stratego Fungicide into the same quantity of water used to calibrate the injection period. Operate the system at the same pressure and time interval established during the calibration. Stop injection equipment after treatment is completed. Continue to operate the system until the Stratego Fungicide solution has cleared the last sprinkler head.

**Mixing Procedures**

Prepare no more spray mixture than is needed for the immediate operation. Thoroughly clean spray equipment before using this product. Vigorous agitation is necessary for proper dispersal of the product. Maintain maximum agitation throughout the spraying operation. Do not let the spray mixture stand overnight in the spray tank. Flush the spray equipment thoroughly following each use and apply the rinsate to a previously treated area.

**Stratego Fungicide Alone:** Add 1/2 of the required amount of water to the spray tank and start the agitator. Add the proper amount of Stratego Fungicide and then add the rest of the water. Begin application of the solution when the Stratego Fungicide has completely dispersed in the mix water. Maintain agitation until all of the mixture has been applied.

4.0625"

COPY AREA

7.75"

4.50"

COPY AREA  
7.375"

**Stratego Fungicide + Tank Mixtures:** Add 1/2 of the required amount of water to the spray tank and start the agitator. In general, add tank mix partners in this order: products packaged in water-soluble packaging, wettable powders, and water-dispersible granular products first, next liquid flowables, then emulsifiable concentrates, such as Stratego Fungicide, and last, liquid soluble products. Always allow each tank mix partner to become fully dispersed before adding the next product. Continue to provide agitation while adding the remainder of the water. Maintain agitation until all of the mixture has been applied.

**Note:** When using Stratego Fungicide in tank mixtures, all products in water-soluble packaging should be added to the tank before any other tank mix partner, including Stratego Fungicide. Allow the water-soluble packaging to completely dissolve and the product(s) to completely disperse before adding any other tank mix partner to the tank.

If using Stratego Fungicide in a tank mixture, observe all directions for use, crop/sites, use rates, dilution ratios, precautions, and limitations which appear on the tank mix product label. No label rate is to be exceeded, and the most restrictive label precautions and limitations must be followed. This product must not be mixed with any product which prohibits such mixing. Tank mixtures, or other applications of products referenced on this label, are permitted only in those states in which the referenced products are labeled.

Stratego Fungicide is compatible with most insecticide, fungicide, and foliar nutrient products. However, the physical compatibility of Stratego Fungicide with tank mix partners should be tested before use. To determine the physical compatibility of Stratego Fungicide with other products, use a jar test, as described below.

Using a quart jar, add the proportionate amounts of the products to 1 qt. of water. Add wettable powders and water-dispersible granular products first, next liquid flowables, then emulsifiable concentrates, such as Stratego Fungicide, and last, liquid soluble products. After thoroughly mixing, let stand for at least 5 minutes. If the combination remains mixed or can be remixed readily, it is probably physically compatible. Once compatibility has been proven, use the same procedure for adding required ingredients to the spray tank.

THE CROP SAFETY OF ALL POTENTIAL TANK MIXES INCLUDING ADDITIVES AND OTHER PESTICIDES ON ALL CROPS HAS NOT BEEN TESTED. BEFORE APPLYING ANY TANK MIXTURE NOT SPECIFICALLY RECOMMENDED ON THIS LABEL, THE SAFETY TO THE TARGET CROP SHOULD BE CONFIRMED.

**Aerial Application:** Avoid application under conditions where uniform coverage cannot be obtained or where excessive spray drift may occur. Do not apply directly to humans or animals.

**Spray Drift Management**

A variety of factors including weather conditions (e.g., wind direction, wind speed, temperature, relative humidity) and method of application can influence pesticide drift. The applicator must evaluate all factors and make appropriate adjustments when applying this product.

**Wind Speed**

Do not apply if wind speed is 15 mph or greater.

**Droplet Size**

Apply as a medium or coarser spray (ASAE Standard 572)

**Temperature Inversions**

If applying at wind speeds less than 3 mph, the applicator must determine if a) conditions of temperature inversion exist, or b) stable atmospheric conditions exist at or below nozzle height. Do not make applications into areas of temperature inversions or stable atmospheric conditions.

7.75"

4.0625"

COPY AREA

4.50"

**Other State and Local Requirements**

Applicators must follow all state and local pesticide drift requirements regarding application of propiconazole. Where states have more stringent regulations, they must be observed.

**Equipment**

All application equipment must be properly maintained and calibrated using appropriate carriers or surrogates.

**Additional Requirements for Aerial Applications**

1. The boom length must not exceed 75% of the wingspan or 90% of the rotor blade diameter.
2. Release spray at the lowest height consistent with efficacy and flight safety. Do not release spray at a height greater than 10 feet above the crop canopy unless a greater height is required for aircraft safety.
3. When applications are made with a crosswind, the swath must be displaced downwind. The applicator must compensate for this displacement at the up and downwind edge of the application area by adjusting the path of the aircraft upwind.

**Additional Requirements for Ground boom Applications**

1. Do not apply with a nozzle height greater than 4 feet above the crop canopy.

**USE DIRECTIONS**

| Barley and Oats   |   | Rate fl oz/acre |
|---|---|-----------------|
| Disease Control   |   |                 |
| Barley<br>Glume Blotch<br>( <i>Stagonospora nodorum</i> )<br>Leaf blotch<br>( <i>Stagonospora avenae</i> )<br>Net blotch ( <i>Pyrenophora teres</i> )<br>Powdery mildew<br>( <i>Erysiphe graminis</i> )   | Rusts ( <i>Puccinia</i> spp.)<br>Scald ( <i>Rhynchosporium secalis</i> )<br>Spot blotch ( <i>Cochliobolus sativus</i> ) | 7.0             |
| Oats<br>Septoria leaf blotch ( <i>Septoria avenae</i> )<br>Crown rust ( <i>Puccinia coronata</i> )  |   |                 |
| <p><b>Note:</b> Begin applications preventively when conditions are favorable for disease development. A second application (minimal interval of 14 days) may be made if needed.</p> <p>Early season leaf disease control: Apply 4-5 fl oz/acre of Stratego Fungicide for control of early season net blotch and spot blotch.</p> <p>Stratego Fungicide may be applied by ground, air or chemigation.</p>   |   |                 |
| <p><b>Restrictions:</b> Do not apply more than 2 applications of Stratego Fungicide per year. Do not apply more than 14 fl oz Stratego Fungicide (0.114 lbs propiconazole, 0.114 lbs trifloxystrobin) per acre per year. Do not apply after Feekes growth stage 8 (the ligule of the flag leaf emerges). Do not apply within 40 days of harvest.</p>  |   |                 |
| <p><b>Grazing Restrictions:</b> (a). If 1 application or a total of 7 fl oz of Stratego Fungicide per year are applied, do not allow livestock to graze within the treated area within 30 days after application, and do not harvest the treated crop for forage within 30 days after application or for hay within 45 days after application. (b). If 2 applications or a total of 14 fl oz of Stratego Fungicide per year are applied, do not allow livestock to graze within the treated area and do not harvest the treated crop for forage or hay.</p> |   |                 |

COPY AREA  
7.375"

7.75"

4.0625"  
COPY AREA



4.50"

COPY AREA  
7.375"

| SWEET CORN (Including Seed Production)   |  |                 |
|--|--|-----------------|
| Disease Control  |  | Rate fl oz/acre |
| Anthracnose Leaf Blight<br>( <i>Colletotrichum graminicola</i> )   | Northern Corn Leaf Blight<br>( <i>Setosphaeria turcica</i> )       | 10.0            |
| Rusts<br>( <i>Puccinia</i> spp.)   | Northern Corn Leaf Spot<br>( <i>Cochliobolus carbonum</i> )        |                 |
| Eye Spot<br>( <i>Aureobasidium zeae</i> )  | Southern Corn Leaf Blight<br>( <i>Cochliobolus heterstrophus</i> ) |                 |
| Gray Leaf Spot<br>( <i>Cercospora zeae-maydis</i> )  | The above diseases are also known as Helminthosporium leaf blights |                 |
| <b>Note:</b> Apply Stratego Fungicide when disease first appears and continue on a 7-14-day interval if favorable conditions for disease development persist. Alternate applications of Stratego another product with a different mode of action than Group 11 fungicides. Stratego Fungicide may be applied by ground, air or chemigation.  |  |                 |
| <b>Restrictions:</b> Do not apply more than 30 fl oz of Stratego Fungicide (0.244 propiconazole, 0.244 trifloxystrobin) per acre per year. Do not apply to sweet corn within 14 days of harvest. Do not harvest sweet corn for forage within 14 days of application. In programs with Stratego Fungicide, with Group 11 tank mixes, or other pre-mixes containing a Group 11 fungicide, the number of Group 11 fungicides should be no more than 1/2 the total number of fungicide applications per year. Alternate every application of Stratego Fungicide with at least one application of a non-Group 11 fungicide. |  |                 |

| CORN (Field Corn, Field Corn Grown for Seed and Popcorn)  |  |                 |
|---|--|-----------------|
| Disease Control   |  | Rate fl oz/acre |
| Anthracnose Leaf Blight<br>( <i>Colletotrichum graminicola</i> )  | Northern Corn Leaf Blight<br>( <i>Setosphaeria turcica</i> )       | 10.0 – 12.0     |
| Rust<br>( <i>Puccinia</i> spp.)   | Northern Corn Leaf Spot<br>( <i>Cochliobolus carbonum</i> )        |                 |
| Eye Spot<br>( <i>Aureobasidium zeae</i> )   | Southern Corn Leaf Blight<br>( <i>Cochliobolus heterstrophus</i> ) |                 |
| Gray Leaf Spot<br>( <i>Cercospora zeae-maydis</i> )   | The above diseases are also known as Helminthosporium leaf blights |                 |
| <b>Note:</b> Apply Stratego Fungicide when disease first appears and continue on a 7- to 14-day interval if favorable conditions for disease development persist. Use the higher rates and shorter intervals when disease pressure is severe. Application of Stratego Fungicide is not recommended at times when corn is under severe environmental stress conditions. Stratego Fungicide may be applied by ground, air or chemigation. |  |                 |
| <b>Restrictions:</b> Do not apply more than 24 fl oz of Stratego Fungicide (0.195 lbs propiconazole, 0.195 lbs trifloxystrobin) per acre per crop. Do not apply within 30 days of harvest for forage, grain and stover. Do not apply more than 2 sequential applications of Stratego Fungicide. Limit the number of Stratego Fungicide or other (Group 11) containing fungicide application to no more than 2 per acre per crop.        |  |                 |

7.75"

4.0625"  
COPY AREA

4.50"

COPY AREA  
7.375"

| FILBERTS (Hazelnuts)  |                 |
|---|-----------------|
| Disease Control   | Rate fl oz/acre |
| Eastern Filbert Blight<br>( <i>Anisogramma anomala</i> )  | 12 – 15.4       |
| <p><b>Note:</b> Begin applications preventatively or when green leaf tissue becomes visible. Continue throughout the season using a 14 to 21-day spray interval. Stratego Fungicide may be applied by ground or air.</p> <p><b>Restrictions:</b> Do not apply more than 30.4 fl oz of Stratego Fungicide (0.247 lbs propiconazole, 0.247 lbs trifloxystrobin) per acre per year. Do not apply within 60 days of harvest. Do not apply more than 2 sequential applications of Stratego Fungicide before alternating with a fungicide that has a different (not Group 11) mode of action. Do not make more than 2 applications of Stratego Fungicide per acre per year. Do not graze livestock in treated areas or cut treated cover crop for feed.</p> |                 |

| PECANS  |  |                 |
|---|--|-----------------|
| Disease Control   |  | Rate fl oz/acre |
| Pecan Scab<br>( <i>Cladosporium carygenum</i> )   | Anthracnose<br>( <i>Glomerella cingulata</i> ) | 10.0            |
| <p><b>Note:</b> Begin applications preventatively when conditions are favorable for disease development and continue throughout the season using a 14- to 21-day spray interval. Stratego Fungicide will control scab occurring on both the leaf and shuck. Stratego Fungicide may be applied by ground or air.</p> <p><b>Restrictions:</b> Do not apply more than 30 fl oz of Stratego Fungicide (0.244 lbs propiconazole, 0.244 lbs trifloxystrobin) per acre per year. Do not apply after shuck split or within 30 days of harvest. Do not apply more than 2 sequential applications of Stratego Fungicide before alternating with a fungicide that has a different (not Group 11) mode of action. Do not make more than 3 applications of Stratego Fungicide per acre per year.</p> |  |                 |

7.75"

| RICE   |  |                 |
|--|--|-----------------|
| Disease Control  |  | Rate fl oz/acre |
| <b>Sheath/Stem Diseases</b>                                    |  | 16.0 – 19.0     |
| Sheath Blight<br>( <i>Rhizoctonia solani</i> )                 | Sheath Spot**<br>( <i>Rhizoctonia oryzae</i> )           |                 |
| Aggregate Sheath Spot<br>( <i>Rhizoctonia oryzae-sativae</i> ) | Black Sheath Rot**<br>( <i>Gaeumannomyces graminis</i> ) |                 |
| <b>Foliar Diseases</b>   |  |                 |
| Brown Blotch<br>( <i>Cercospora oryzae</i> )                   | Leaf Smut<br>( <i>Entyloma oryzae</i> )                  |                 |
| Brown Spot<br>( <i>Bipolaris oryzae</i> )                      | Leaf Blast<br>( <i>Pyricularia grisea</i> )              |                 |
| Narrow Brown Leaf Spot<br>( <i>Cercospora oryzae</i> )         |  |                 |
| <b>Panicle Diseases</b>  |  |                 |
| Kernel Smut<br>( <i>Tilletia barclayana</i> )                  | Neck Blast*<br>( <i>Pyricularia grisea</i> )             |                 |
| <b>Disease Suppression</b>                                     |  |                 |
| False Smut<br>( <i>Ustilagoidea virens</i> )                   | Stem Rot<br>( <i>Sclerotium oryzae</i> )                 |                 |

(continued)

4.0625"  
COPY AREA

4.50"

COPY AREA  
7.375"

**RICE (continued)**

**Note:** Begin applications prior to disease development with first applications normally occurring at or near panicle differentiation. Under severe disease conditions or when conditions are favorable for disease development, a second application may be required (minimal interval of 10 days). Consult with your local extension personnel, agricultural consultant/advisor or Bayer CropScience representative for additional information for your specific use area.

Use the higher rates when disease pressure is severe or for improved residual disease control.

\*Neck Blast Control – Apply Stratego Fungicide at late boot followed by Stratego Fungicide at heading or Gem™ at 60% - 90% heading.

\*\* Except California

Stratego Fungicide may be applied by ground, or air. A minimum of 5 gallons per acre spray solution should be utilized with air application.

The active ingredient(s) in this product may have effects on federally listed threatened and endangered species or critical habitat in some counties. When using this product, you must follow the measures contained in the County Bulletin for the county in which you are applying the pesticide. To determine whether your County has a Bulletin, consult <http://www.epa.gov/espp/bulletins.htm>. Bulletins also may be available from local pesticide dealers, extension offices, or state pesticide agencies.

**Restrictions:** Do not apply more than 2 applications of Stratego Fungicide or other Group 11 or Group 11-containing fungicide per acre per year without alternation to at least 2 applications of fungicide from a different (not Group 11) mode of action. Do not harvest rice until 45 days after last application of Stratego Fungicide. The pre-harvest interval (PHI) for rice is 45 days. Do not apply more than 38 fl oz Stratego Fungicide (0.309 lbs propiconazole, 0.309 lbs trifloxystrobin) per acre per year. Do not apply to stubble or ratoon crop rice. Do not use in rice fields where commercial farming of crayfish will be practiced. Do not drain water from treated rice fields into ponds used for commercial catfish farming. Do not use water drained from treated fields to irrigate other crops. In California, do not allow release of irrigation or floodwater for at least 7 days after the last application.

**SOYBEANS**

| Disease Control  |  | Rate fl oz/acre |
|--|--|-----------------|
| Alternaria Leaf Spot<br>( <i>Alternaria</i> spp.)      | Frogeye Leaf Spot<br>( <i>Cercospora sojina</i> )          | 10.0            |
| Anthrachnose<br>( <i>Colletotrichum truncatum</i> )    | Pod & Stem Blight*<br>( <i>Diaporthe phaseolorum</i> )     |                 |
| Asian Soybean Rust<br>( <i>Phakopsora pachyrhizi</i> ) | Powdery Mildew*<br>( <i>Microsphaera diffusa</i> )         |                 |
| Brown Spot<br>( <i>Septoria glycines</i> )             | Rhizoctonia Aerial Blight<br>( <i>Rhizoctonia solani</i> ) |                 |
| Cercospora Blight*<br>( <i>Cercospora kikuchi</i> )    |  |                 |

**Note:** Apply Stratego Fungicide as a broadcast foliar spray at early flowering or prior to disease development, whichever is earlier. Repeat applications on a 10- to 21-day spray interval if disease monitoring or environmental factors indicate favorable conditions for continued disease development. Use of the higher rates and shorter spray intervals are recommended when disease pressure is severe. Use of adjuvants may enhance the performance of Stratego Fungicide. If utilized, apply the lowest label recommended rate of the adjuvant to enhance disease control.

Stratego Fungicide may be applied by ground, air or chemigation.

**Restrictions:** Applications may not be made within 21 days of harvest. Do not apply more than 3 applications per year. Do not apply more than 30 fl oz of Stratego Fungicide (0.244 lbs propiconazole, 0.244 lbs trifloxystrobin) per acre per year. Do not apply more than 2 sequential applications of Stratego Fungicide or any other QoI Group11 fungicide without alternation with a fungicide from another group.

\*Except California

4.0625"  
COPY AREA

7.75"

4.50"

| WHEAT AND TRITICALE                             |   |                 |
|---|---|-----------------|
| Disease Control                                 |   | Rate fl oz/acre |
| Glume Blotch<br>( <i>Stagonospora nodorum</i> ) | Rusts<br>( <i>Puccinia spp.</i> )                   | 10.0            |
| Leaf Blight<br>( <i>Septoria tritici</i> )      | Tan Spot<br>( <i>Pyrenophora tritici-repentis</i> ) |                 |
| Powdery Mildew<br>( <i>Erysiphe graminis</i> )  |   |                 |

**Note:** Begin applications preventively when conditions are favorable for disease development. A second application (minimum interval of 14 days) may be made if needed. Early season leaf disease control/suppression: Apply 4 to 8 fl oz /acre of Stratego Fungicide for control of early season tan spot, Septoria, and powdery mildew and suppression of rust. Stratego Fungicide may be applied by ground, air or chemigation.

**Restrictions:** Do not apply more than 2 applications of Stratego Fungicide (0.163 lbs propiconazole, 0.163 lbs trifloxystrobin) per acre per year. Do not apply after Feekes growth stage 10.5 (full head emergence). Do not apply within 35 days of harvest. Do not apply more than 2 applications of Stratego Fungicide or other Group 11 or Group 11-containing fungicide per acre per year without alternation with at least 2 applications of fungicide from a different (not Group 11) mode of action.

**Grazing Restrictions:** (a). If 1 application or a total of 10 fl oz of Stratego Fungicide per year are applied, do not allow livestock to graze within the treated area within 30 days after application, and do not harvest the treated crop for forage within 30 days after application or for hay within 45 days after application. (b). If 2 applications or a total of 20 fl oz of Stratego Fungicide per year are applied, do not allow livestock to graze within the treated area and do not harvest the treated crop for forage or hay.

**Rotational Restrictions**

Treated areas may be replanted immediately following harvest or as soon as practical following the last application with any crop listed on this label. The following crops may be replanted 30 days after the last application: celery, cereals, pineapple, and sugarcane. Soybeans may be planted as a double crop following a cereal crop that has been treated with Stratego Fungicide. Do not use hay, forage or fodder from the soybean crop as any component of animal feed or bedding. For all other crops, a 105 day plant-back interval must be observed.

**STORAGE AND DISPOSAL**

Do not contaminate water, food, or feed by storage or disposal.

**Pesticide Storage:** Store in a cool, dry place and in such a manner as to prevent cross contamination with other pesticides, fertilizers, food, and feed. Store in original container and out of the reach of children, preferably in a locked storage area.

Handle and open container in a manner as to prevent spillage. If the container is leaking, invert to prevent leakage. If container is leaking or material spilled for any reason or cause, carefully dam up spilled material to prevent runoff. Refer to Precautionary Statements on label for hazards associated with the handling of this material. Do not walk through spilled material. Absorb spilled material with absorbing type compounds and dispose of as directed for pesticides below. In spill or leak incidents, keep unauthorized people away. You may contact the Bayer CropScience Emergency Response Team for decontamination procedures or any other assistance that may be necessary. The Bayer CropScience Emergency Response telephone number is 1-800-334-7577.

**Pesticide Disposal:** Pesticide wastes may be toxic. Improper disposal of unused pesticide, spray mixture, or rinse water is a violation of federal law. If these wastes

(continued)

4.0625"  
COPY AREA

COPY AREA  
7.375"

7.75"

4.50"

cannot be used according to label instruction, contact your State Pesticide or Environmental Control Agency, or the Hazardous Waste representative at the nearest EPA Regional Office for guidance in proper disposal methods.

**Container Handling: Non-refillable container.** Do not reuse or refill this container. Triple rinse or pressure rinse container (or equivalent) promptly after emptying.

Triple rinse as follows: Empty the remaining contents into application equipment or a mix tank and drain for 10 seconds after the flow begins to drip. Fill the container 1/4 full with water and recap. Shake for 10 seconds. Pour rinsate into application equipment or a mix tank or store rinsate for later use or disposal. Drain for 10 seconds after the flow begins to drip. Repeat this procedure two more times.

Pressure rinse as follows: Empty the remaining contents into application equipment or a mix tank and continue to drain for 10 seconds after the flow begins to drip. Hold container upside down over application equipment or mix tank or collect rinsate for later use or disposal. Insert pressure rinsing nozzle in the side of the container, and rinse at about 40 PSI for at least 30 seconds. Drain for 10 seconds after the flow begins to drip.

Offer for recycling, if available or reconditioning, or puncture and dispose of in a sanitary landfill or by incineration, or, if allowed by State and local authorities, by burning. If burned, stay out of smoke.

**IMPORTANT: READ BEFORE USE**

Read the entire Directions for Use, Conditions, Disclaimer of Warranties and Limitations of Liability before using this product. If terms are not acceptable, return the unopened product container at once.

By using this product, user or buyer accepts the following Conditions, Disclaimer of Warranties and Limitations of Liability.

**CONDITIONS:** The directions for use of this product are believed to be adequate and must be followed carefully. However, it is impossible to eliminate all risks associated with the use of this product. Crop injury, ineffectiveness or other unintended consequences may result because of such factors as weather conditions, presence of other materials, or the manner of use or application, all of which are beyond the control of Bayer CropScience. To the extent allowed by applicable law, all such risks shall be assumed by the user or buyer.

**DISCLAIMER OF WARRANTIES:** TO THE EXTENT ALLOWED BY APPLICABLE LAW, BAYER CROPSCIENCE MAKES NO OTHER WARRANTIES, EXPRESS OR IMPLIED, OF MERCHANTABILITY OR OF FITNESS FOR A PARTICULAR PURPOSE OR OTHERWISE, THAT EXTEND BEYOND THE STATEMENTS MADE ON THIS LABEL. No agent of Bayer CropScience is authorized to make any warranties beyond those contained herein or to modify the warranties contained herein. TO THE EXTENT ALLOWED BY APPLICABLE LAW, BAYER CROPSCIENCE DISCLAIMS ANY LIABILITY WHATSOEVER FOR SPECIAL, INCIDENTAL OR CONSEQUENTIAL DAMAGES RESULTING FROM THE USE OR HANDLING OF THIS PRODUCT.

**LIMITATIONS OF LIABILITY:** TO THE EXTENT ALLOWED BY APPLICABLE LAW, THE EXCLUSIVE REMEDY OF THE USER OR BUYER FOR ANY AND ALL LOSSES, INJURIES OR DAMAGES RESULTING FROM THE USE OR HANDLING OF THIS PRODUCT, WHETHER IN CONTRACT, WARRANTY, TORT, NEGLIGENCE, STRICT LIABILITY OR OTHERWISE, SHALL NOT EXCEED THE PURCHASE PRICE PAID, OR AT BAYER CROPSCIENCE'S ELECTION, THE REPLACEMENT OF PRODUCT.

Bayer

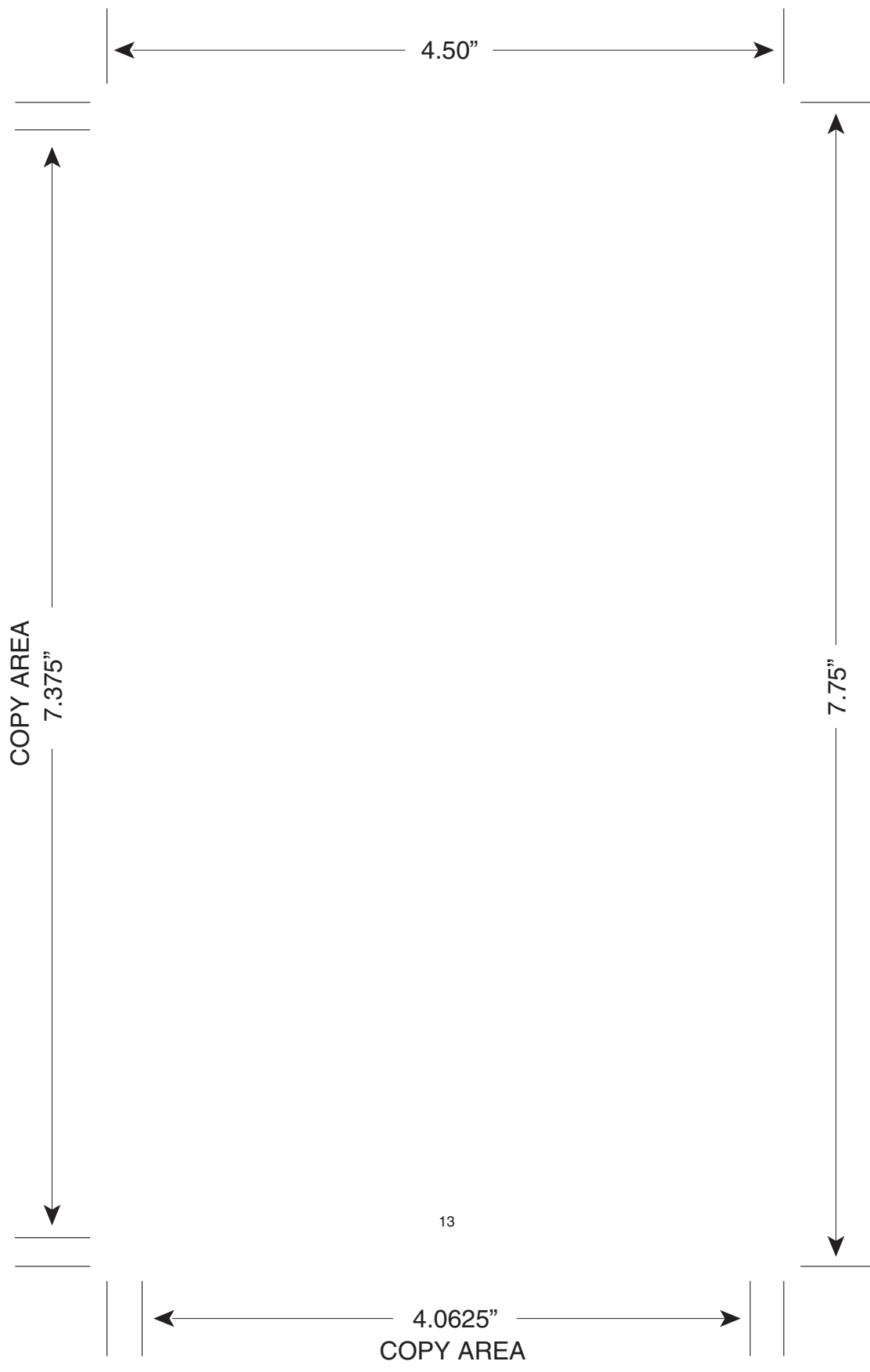
COPY AREA

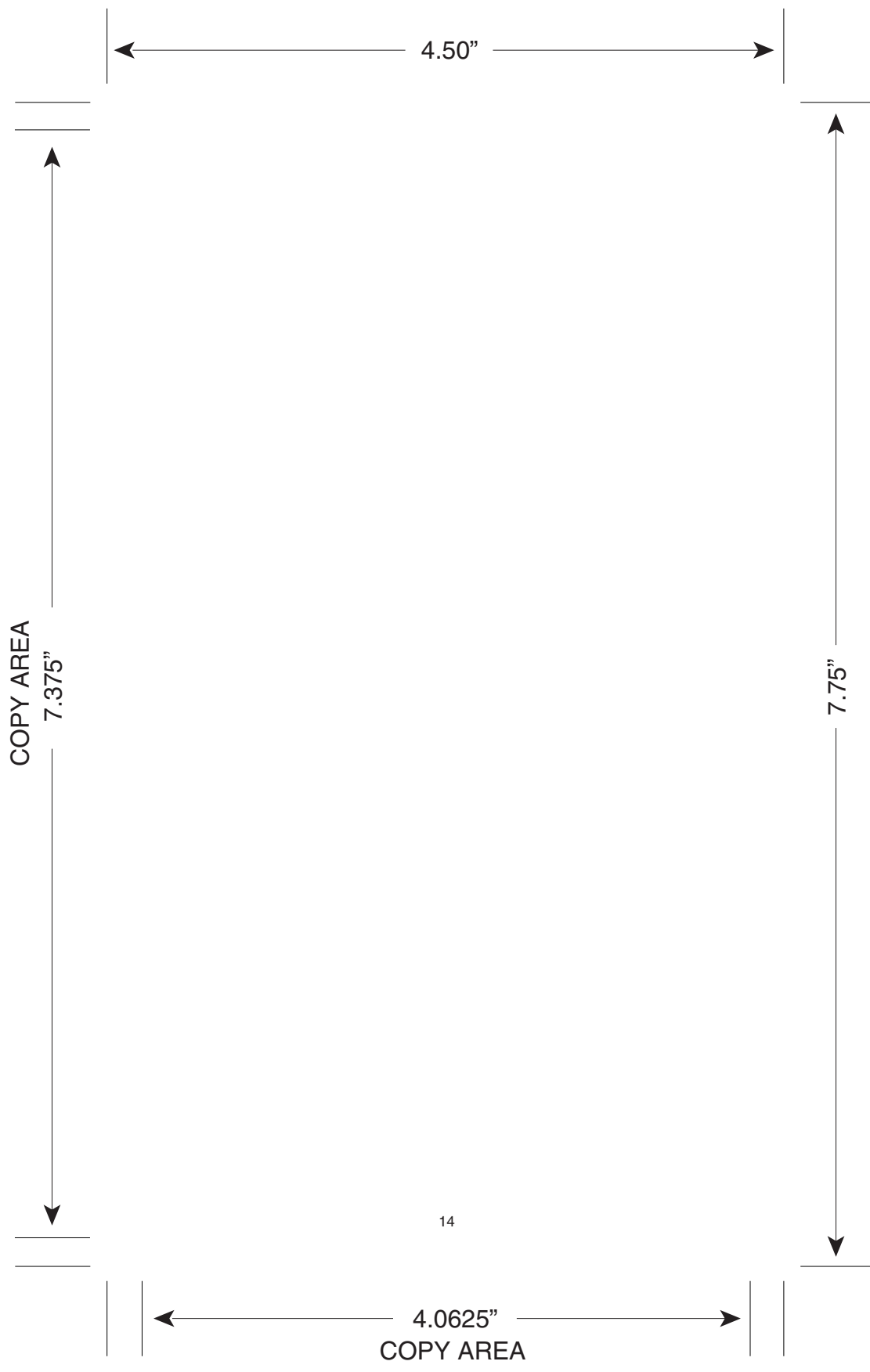
7.375"

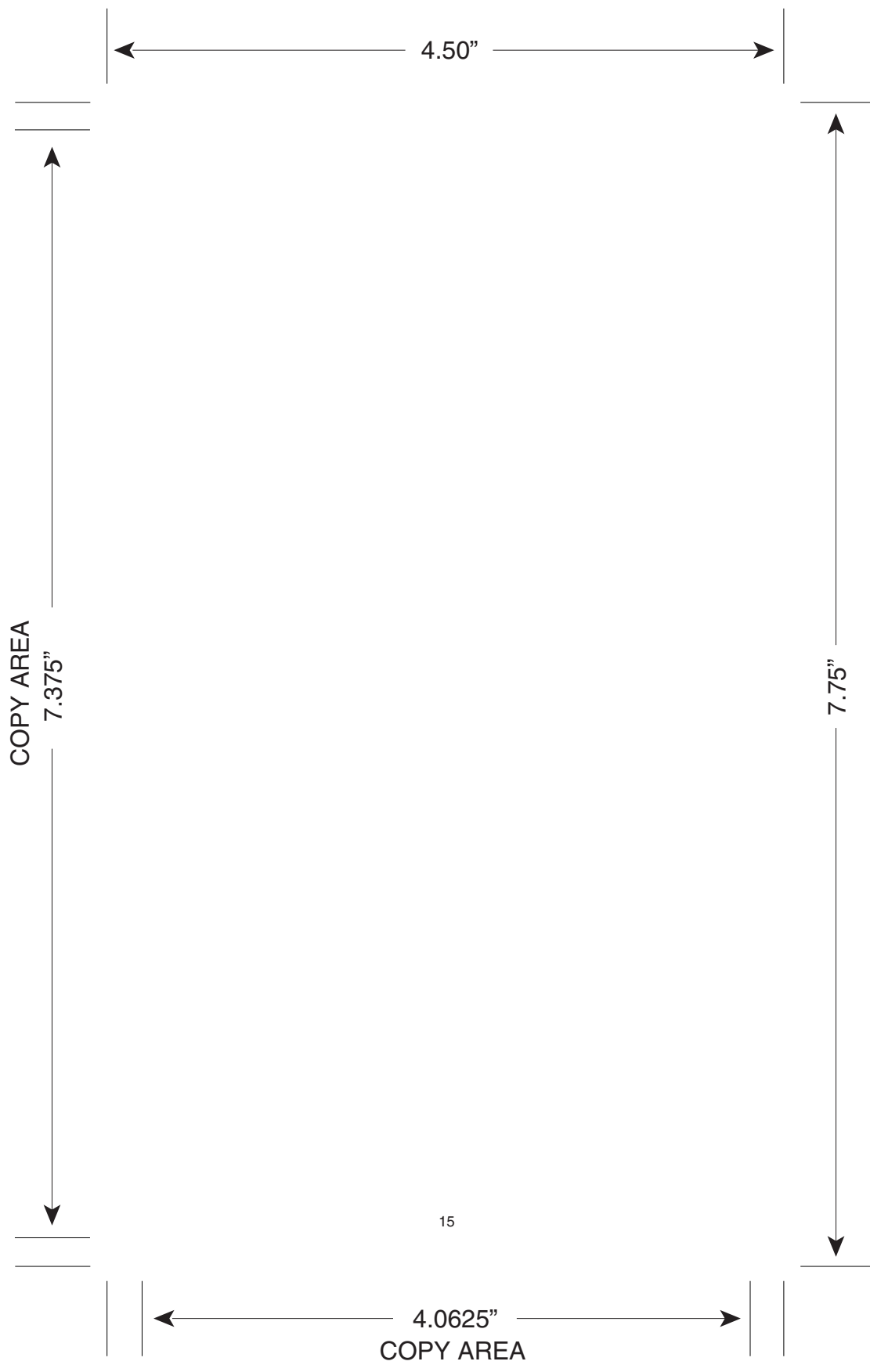
7.75"

4.0625"

COPY AREA







4.50"

COPY AREA

7.375"

7.75"

15

4.0625"  
COPY AREA



BASE LABEL

5.50"

NET CONTENTS: 2 1/2 GALLONS

COPY AREA  
7.50"

7.75"

**STRATEGO® Fungicide**

GROUP 3 11 FUNGICIDE

For control of certain diseases and plant health in barley, corn, filberts, oats, pecans, rice, soybean, triticale, and wheat

**ACTIVE INGREDIENTS:**

Propiconazole (CAS No. 60207-90-1) ..... 11.4%  
Trifloxystrobin (CAS No. 141517-21-7) ..... 11.4%

**OTHER INGREDIENTS\*:** ..... 77.2%

Contains 1.04 lb Propiconazole per gallon plus 1.04 lb Trifloxystrobin per gallon. **TOTAL: 100.0%**

\*Contains petroleum distillates, xylene or xylene range aromatic solvents.

EPA Reg. No. 264-779

**STOP – Read the label before use  
KEEP OUT OF REACH OF CHILDREN  
WARNING AVISO**

Si usted no entiende la etiqueta, busque a alguien para que se la explique a usted en detalle.

(If you do not understand the label, find someone to explain it to you in detail.)

FOR ADDITIONAL PRECAUTIONARY STATEMENTS: See Attached Booklet.

For **MEDICAL** and **TRANSPORTATION** Emergencies **ONLY** Call 24 Hours A Day 1-800-334-7577  
For **PRODUCT USE** Information Call 1-866-99BAYER (1-866-992-2937)

**FIRST AID**

|                      |   |
|----------------------|---|
| <b>IF IN EYES:</b>   | <ul style="list-style-type: none"> <li>Hold eye open and rinse slowly and gently with water for 15 to 20 minutes. Remove contact lenses, if present, after the first 5 minutes, then continue rinsing eye.</li> <li>Call a poison control center or doctor for treatment advice.</li> </ul>   |
| <b>IF SWALLOWED:</b> | <ul style="list-style-type: none"> <li>Call a poison control center or doctor immediately for treatment advice.</li> <li>Do not give any liquid to the person.</li> <li>Do not induce vomiting unless told to do so by a poison control center or doctor.</li> <li>Do not give anything by mouth to an unconscious person.</li> </ul> |

Handle and open container in a manner as to prevent spillage. If the container is leaking, invert to prevent leakage. If container is leaking or material spilled for any reason or cause, carefully dam up spilled material to prevent runoff. Refer to Precautionary Statements on label for hazards associated with the handling of this material. Do not walk through spilled material. Absorb spilled material with absorbing type compounds and dispose of as directed for pesticides below. In spill or leak incidents, keep unauthorized people away. You may contact the Bayer CropScience Emergency Response Team for decontamination procedures or any other assistance that may be necessary. The Bayer CropScience Emergency Response telephone number is 1-800-334-7577.

In case of emergency call toll free the Bayer CropScience Emergency Response Telephone No. 1-800-334-7577. Have a product container or label with you when calling a poison control center or doctor, or going for treatment.

**Note To Physician:** If ingested, induce careful lavage of stomach. Treat symptomatically. Probable mucosal damage may contraindicate the use of gastric lavage. Contains petroleum distillate-vomiting may cause aspiration pneumonia.

**Pesticide Disposal:** Pesticide wastes may be toxic. Improper disposal of unused pesticide, spray mixture, or rinse water is a violation of federal law. If these wastes cannot be used according to label instruction, contact your State Pesticide or Environmental Control Agency, or the Hazardous Waste representative at the nearest EPA Regional Office for guidance in proper disposal methods.

**Container Handling: Non-refillable container.** Do not reuse or refill this container. Triple rinse or pressure rinse container (or equivalent) promptly after emptying.

Triple rinse as follows: Empty the remaining contents into application equipment or a mix tank and drain for 10 seconds after the flow begins to drip. Fill the container 1/4 full with water and recap. Shake for 10 seconds. Pour rinsate into application equipment or a mix tank or store rinsate for later use or disposal. Drain for 10 seconds after the flow begins to drip. Repeat this procedure two more times.

Pressure rinse as follows: Empty the remaining contents into application equipment or a mix tank and continue to drain for 10 seconds after the flow begins to drip. Hold container upside down over application equipment or mix tank or collect rinsate for later use or disposal. Insert pressure rinsing nozzle in the side of the container, and rinse at about 40 PSI for at least 30 seconds. Drain for 10 seconds after the flow begins to drip.

Offer for recycling, if available or reconditioning, or puncture and dispose of in a sanitary landfill or by incineration, or, if allowed by State and local authorities, by burning. If burned, stay out of smoke.

**PRECAUTIONARY STATEMENTS  
HAZARDS TO HUMANS AND DOMESTIC ANIMALS  
WARNING**

Causes substantial but temporary eye injury. Harmful if swallowed. Do not get in eyes or on clothing.

**FOR ADDITIONAL PRECAUTIONARY STATEMENTS:**

See attached booklet on:  
Personal Protective Equipment (PPE),  
User Safety Recommendations,  
and Environmental Hazards

**Physical or Chemical Hazards**

Do not use, pour, spill, or store near heat or open flame.

**DIRECTIONS FOR USE:** See attached booklet.  
**It is a violation of federal law to use this product in a manner inconsistent with its labeling.**

**STORAGE AND DISPOSAL**

Do not contaminate water, food, or feed by storage or disposal.

**Pesticide Storage:** Store in a cool, dry place and in such a manner as to prevent cross contamination with other pesticides, fertilizers, food, and feed. Store in original container and out of the reach of children, preferably in a locked storage area.

Bayer CropScience LP  
P.O. Box 12014, 2 T.W. Alexander Drive  
Research Triangle Park, North Carolina 27709  
STRATEGO is a registered trademark of Bayer.  
©2016 Bayer CropScience  
US61380025B 141222Bv2 02/16



0.875"

4.125"  
COPY AREA

0.50"